



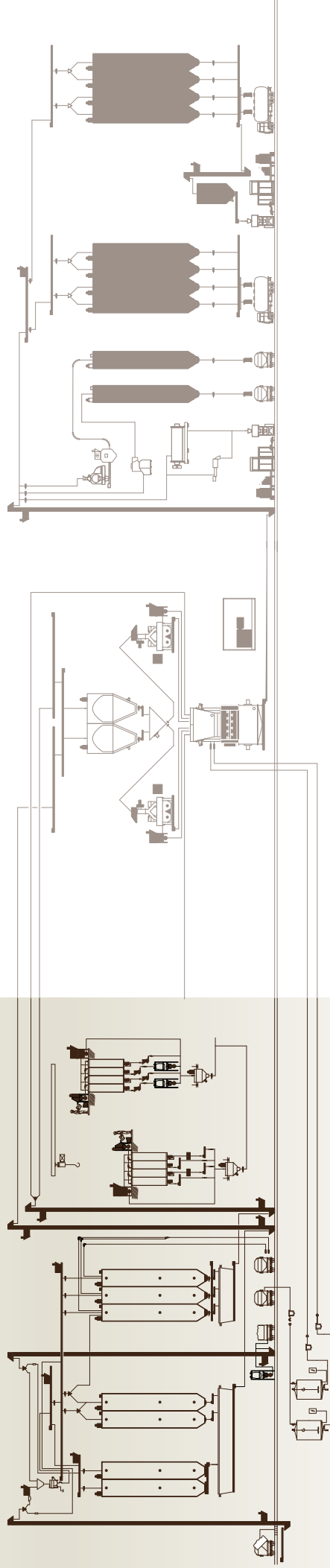
# Animal Feed Milling

# Animal Feed Milling

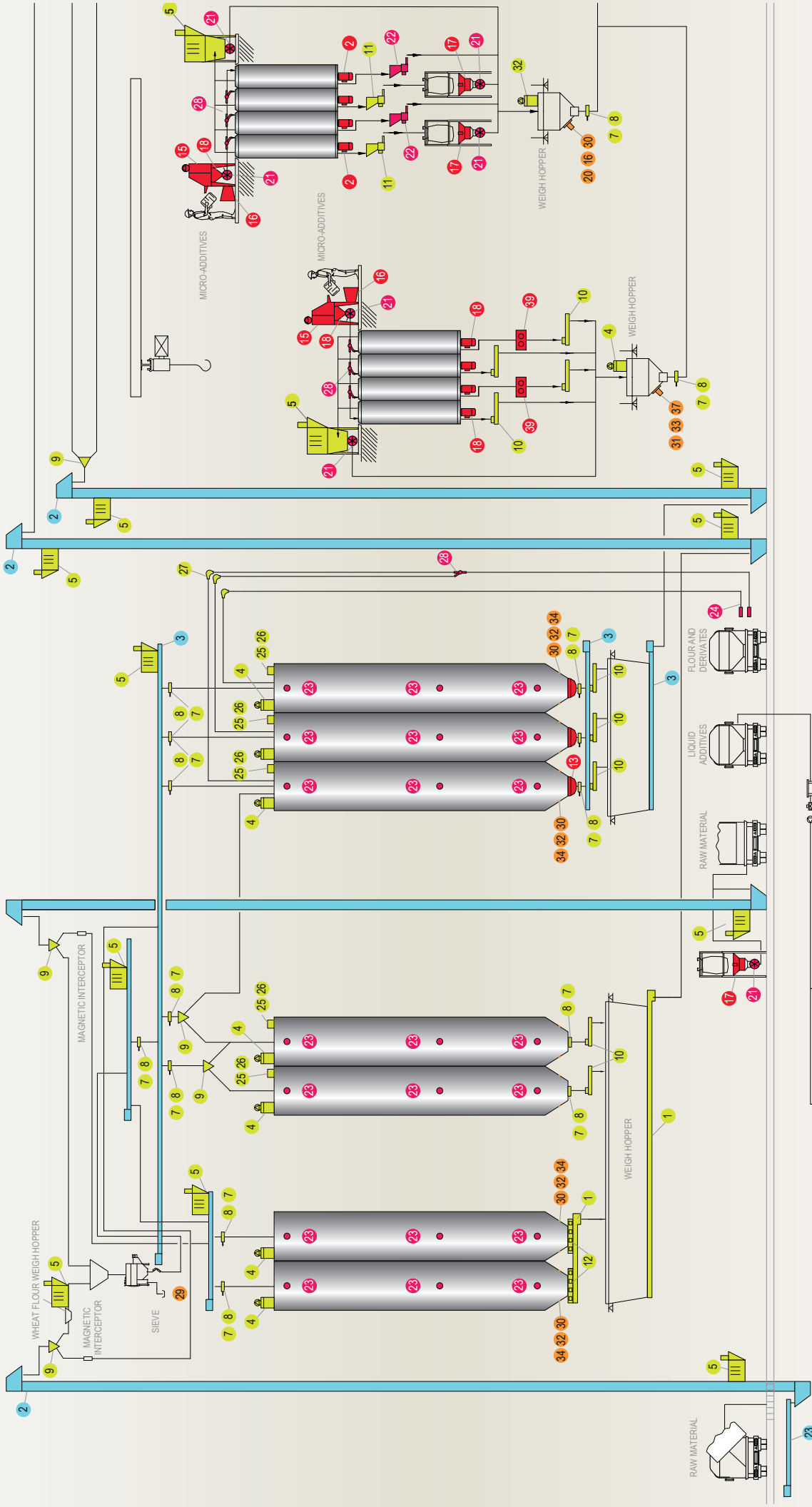
WAMGROUP® offers specialised system components tailored to the specific requirements of project engineers of animal feed milling plants. By selecting this specialised equipment, system designers have the assurance they will combine top quality and performance with the highest possible operating efficiency.

## ENTRY AND STORAGE

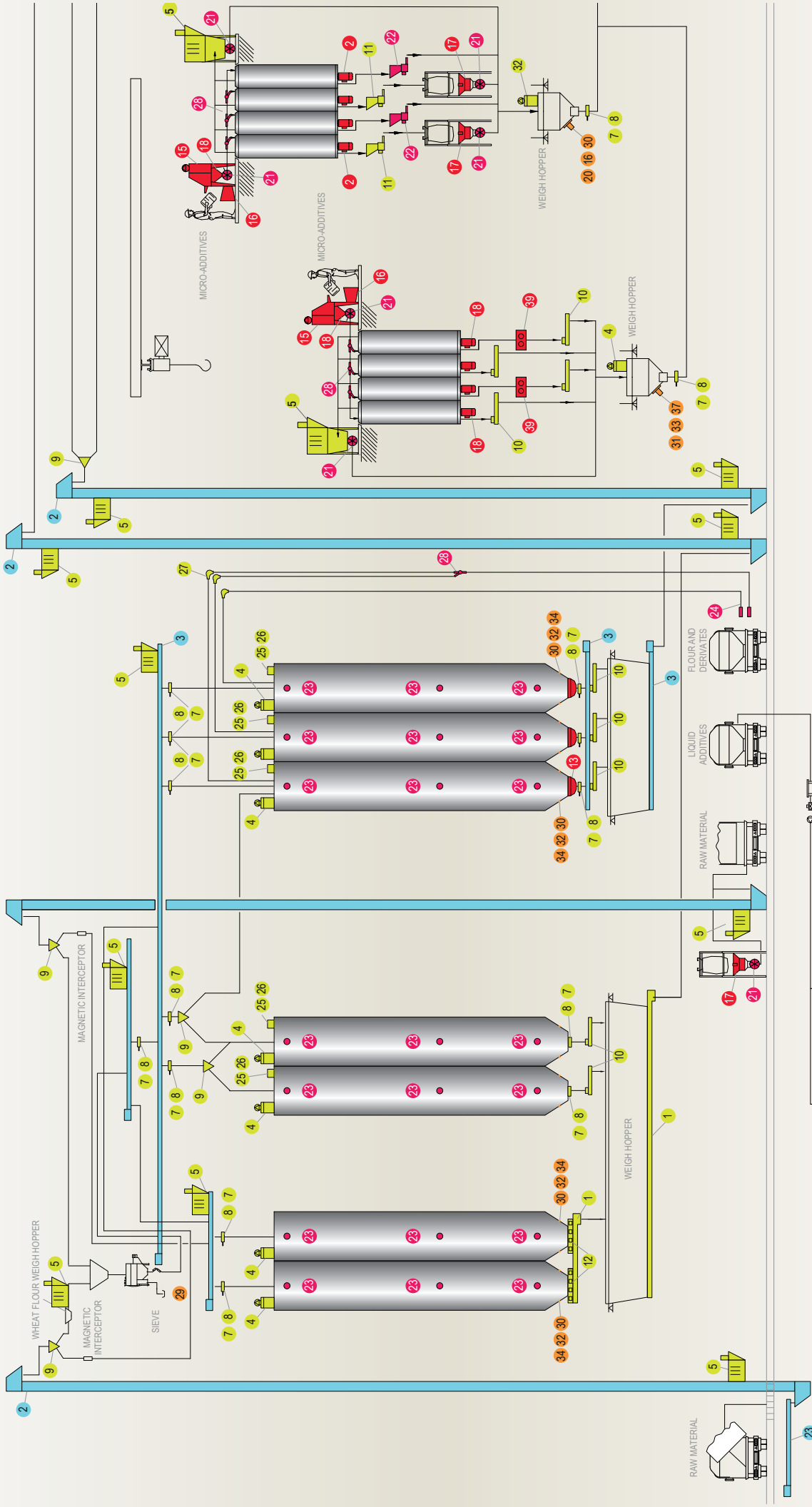
All raw materials (cereals, coarse powders, fine powders, mash, bran, liquids and molasses) on arrival at the plant are collected in big silos or cells. A cleaning system ensures that all raw materials will be ready for processing.




## RAW MATERIAL ENTRY AND STORAGE



## MICRO-ADDITIVES ENTRY AND STORAGE



## LIQUID ADDITIVES ENTRY AND STORAGE

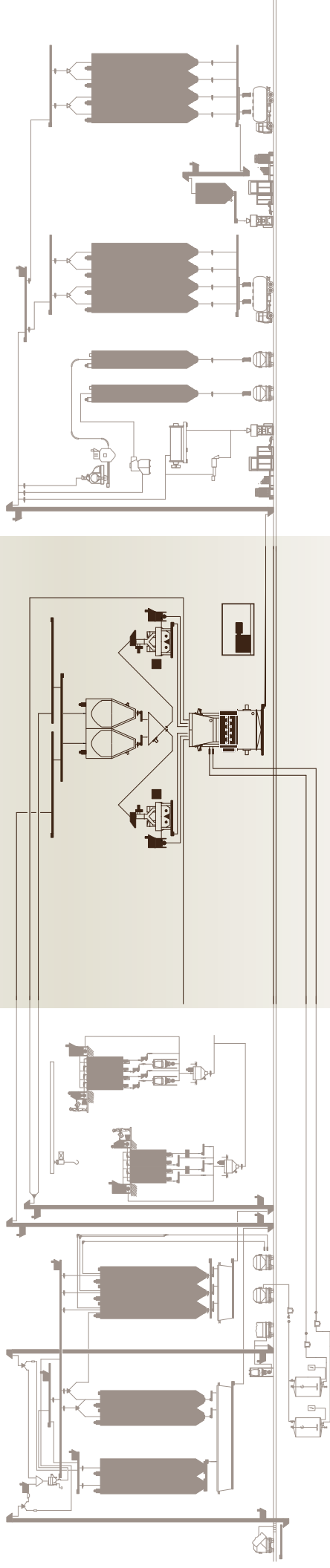


# Animal Feed Milling

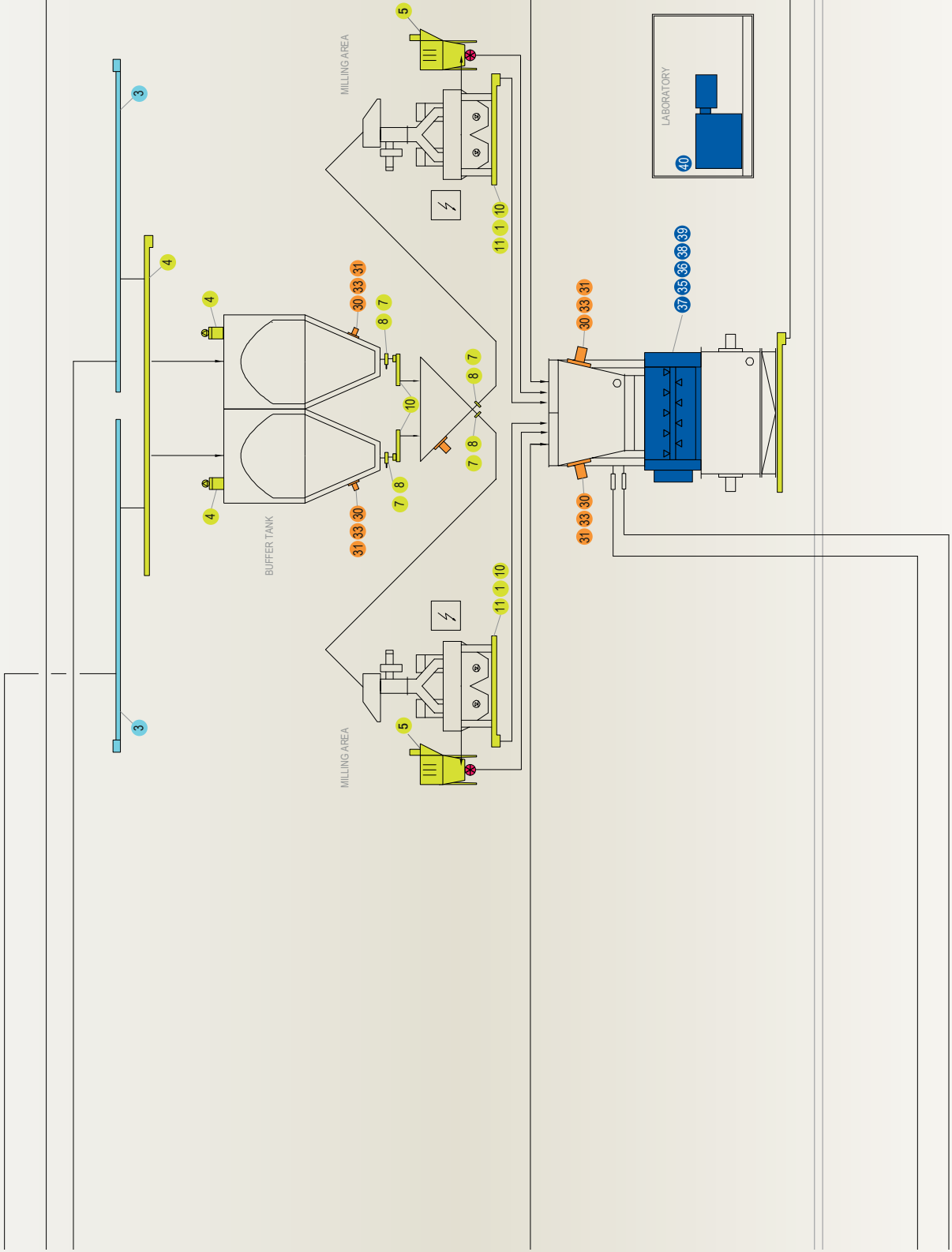
WAMGROUP® offers specialised system components tailored to the specific requirements of project engineers of animal feed milling plants.  
By selecting this specialised equipment, system designers have the assurance they will combine top quality and performance with the highest possible operating efficiency.

## MAIN PROCESSING

This is the core of the plant: the different raw materials are milled, fed and weighed, and finally mixed together and with additives to obtain the final products.



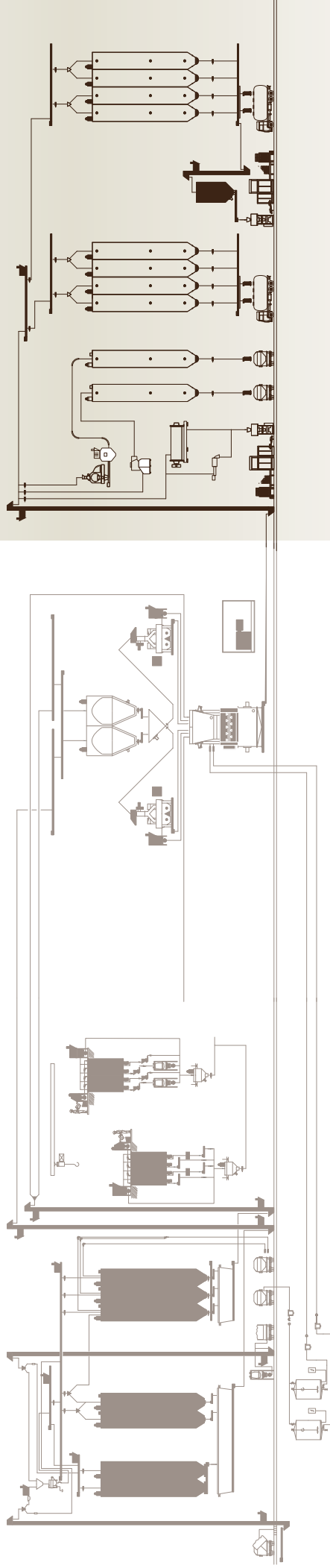
# MAIN PROCESSING



# Animal Feed Milling

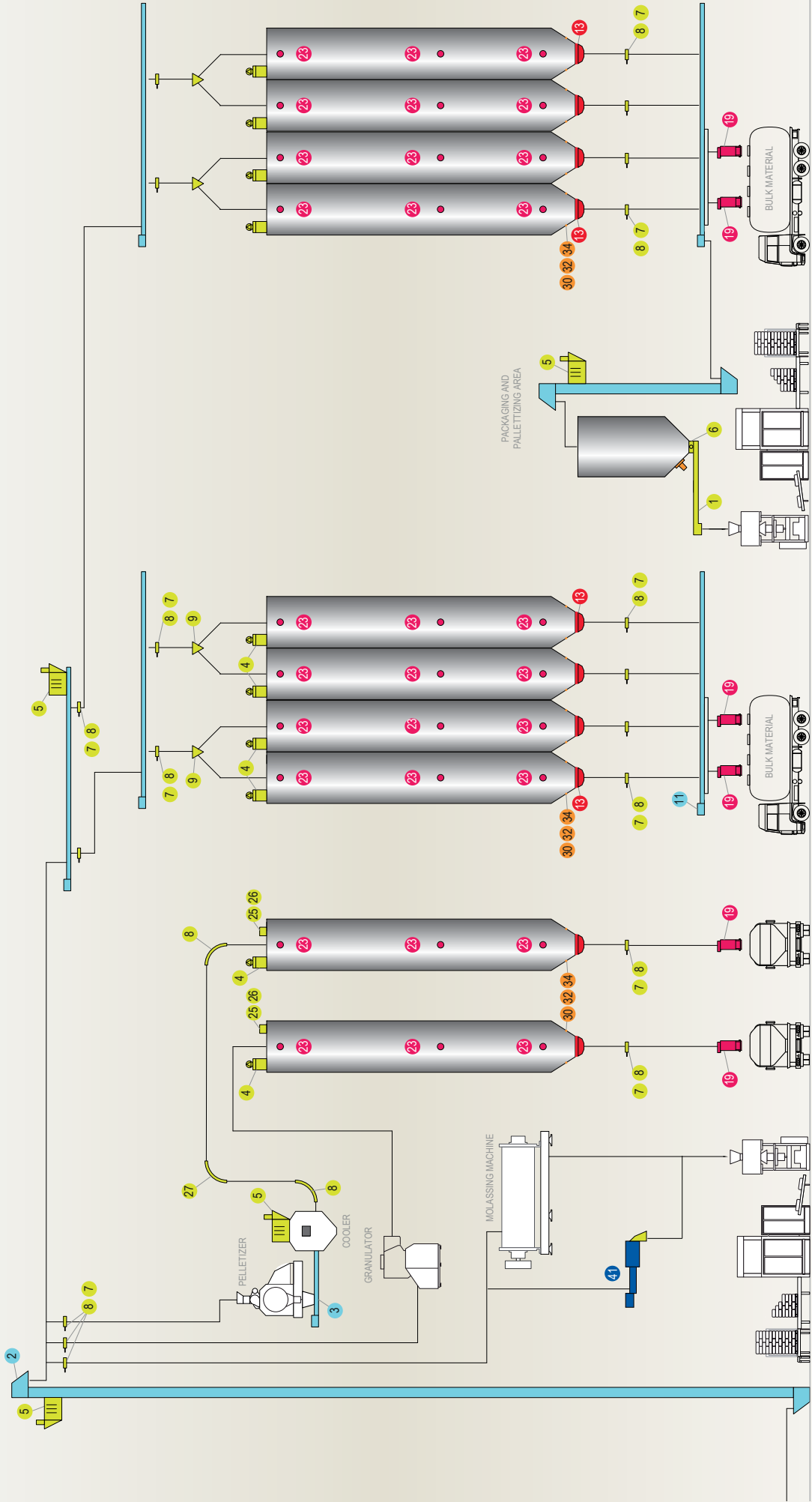
WAMGROUP® offers specialised system components tailored to the specific requirements of project engineers of animal feed milling plants. By selecting this specialised equipment, system designers have the assurance they will combine top quality and performance with the highest possible operating efficiency.

## STORAGE AND SHIPPING



Different types of feed are conveyed in this area. Then they are stored in silos or cells to be subsequently distributed to the market. In this area products are extracted from silos to be packed into bags or loaded into tankers for bulk delivery.

# STORAGE AND SHIPPING













MOLASSES










GRANULES

PELLETS



- 1 **Tubular Trough Screw Conveyors & Feeders CAO**  
*Minimum-residue design*  

- 2 **Bucket Elevators EC-220 / EF-220**  
*Maximum work safety, ATEX zone 22-compliant*  

- 3 **Chain Conveyors TCG-220**  
*Sturdy design*  

- 4 **WAMELO® Dust Collectors FN-220 / FNX-220**  
*Compliant with ATEX and latest health & safety standards*  

- 5 **WAMAIR® Dust Collectors FP-220 / FPX-220**  
*Maintenance-friendly*  

- 6 **Butterfly Valves VFS**  
*Maintenance-friendly: small number of components*  

- 7 **Slide Valves VL**  
*No seal adjustment required*  

- 8 **Slide Valves VG**  
*Low profile design*  

- 9 **Diverter Valves DVA**  
*Dustproof*  

- 10 **Single Shaft Screw Feeders SU**  
*Efficient material extraction*  


- 11 **Tapered Twin Shaft Screw Feeders BU**  
*Mass flow discharging & feeding*  

- 12 **Live Bin Bottoms MU-220**  
*Ideal for discharging bran or middlings*  

- 13 **Bin Activator BA-220 / BAEX-220**  
*Mass flow discharge*  

- 14 **Lump Breakers DLP**  
*Perfect de-lumping*  

- 15 **Manual Bag Openers RSM-220 / RSMX-220**  
*Minimum-residue design*  

- 16 **Waste Bag Compactor COM**  
*Highly efficient bag disposal*  

- 17 **FIBC Dischargers SBB-220**  
*Easy bulk bag handling*  

- 18 **BINSWEEP® Rotary Dischargers BSN-220**  
*Height-saving discharge*  

- 19 **Tanker Loading Bellows ZG / ZA**  
*No waste material during loading*  

- 20 **Micro-Batch Feeders**  
*Highly accurate feeding*  


- 21 **Drop-Through Rotary Valves RV/RVR**  
*Versatile in all applications*  

- 22 **Loss-In-Weight Screw Feeders DCC**  
*Highly reliable and easy to clean*  

- 23 **Rotary Level Indicators LI1**  
*Easy to install*  

- 24 **Silo Safety System KCS**  
*Process reliability*  

- 25 **VCP Spring-Loaded Pressure Relief Valves**  
*Optimum work safety: ATEX zone 21-certified*  



- 26 **Membrane Pressure Relief Valves VHS**  
*Ideal for indoor installation*  

- 27 **EXTRABEND® & EXTRACURVE® Pipe Elbows**  
*Abrasion-resistant lightweight design*  

- 28 **Diverter Valves VAR/VAD**  
*Contamination-free*  

- 29 **External Electric Vibrators**  
*ATEX zone 22-compliant*  

- 30 **External Pneumatic Vibrators OT-Type**  
*Durable*  


- 31 **External Pneumatic Vibrators S-Type**  
*Reliable*  

- 32 **MARTSHOCK Pneumatic Hammers PS**  
*High impact force*  

- 33 **External Pneumatic Vibrators P-Type**  
*High impact force*  

- 34 **Vibrating Bin Aerators VB**  
*For all powdery materials*  

- 35 **Batch-Type Single Shaft Mixers WBHV**  
*Short mixing and discharge time*  

- 36 **Batch-Type Single Shaft Mixers with Bomb-Bay Discharge WBHP-WBHT**  
*Instant material discharge*  

- 37 **Continuous Single Shaft Mixers WAH**  
*High productivity*  

- 38 **Ribbon Blenders WBN**  
*Gentle blending*  

- 39 **Batch-Type Twin Shaft Paddle Mixers WTS**  
*Rapid and efficient mixing*  

- 40 **Laboratory Mixer MLH**  
*Feasibility testing and small-scale production*  

- 41 **Dust Conditioner DUSTFIX™**  
*For molassing*  




# APPLICATIONS



CA Trough Screw Conveyors



BA Bin Activators



MBF Micro-Batch Feeders



EC Bucket Elevator



WAMFLO® Silo Venting Filters



TCG Chain Conveyor



ZG Loading Bellows



WBH Batch-Type Ploughshare Mixer



UNI EN ISO 9001-2000  
Certified Company



063002152 March 2012 Rights reserved to modify technical specifications.



[www.wamgroup.com](http://www.wamgroup.com)