


**SIEMENS**



# FLENDER SIP
















Standard Industrial Planetary Gear Units

FLENDER gear units

Catalog  
MD 31.1

Edition  
2016

## Related catalogs

<p><b>SIMOGEAR</b> Geared Motors</p> <p>MD 50.1</p> <p>E86060-K5250-A111-A4-7600</p>		<p><b>Gear Units</b> Sizes 3–22</p> <p>MD 20.1</p> <p>E86060-K5720-A111-A2-6300</p>	
<p><b>SIMOGEAR</b> Gearboxes with adapter</p> <p>MD 50.11</p> <p>E86060-K5250-A211-A3-7600</p>		<p><b>Gear Units</b> Sizes 23–28</p> <p>MD 20.11</p> <p>E86060-K5720-A211-A3-6300</p>	
<p><b>FLENDER Couplings</b> Standard Couplings</p> <p>MD 10.1</p> <p>E86060-K5710-A111-A5-7600</p>		<p><b>PLANUREX 2</b> Planetary Gear Units</p> <p>MD 20.3</p> <p>E86060-K5720-A131-A2-6300</p>	
<p><b>ARPEX</b> Torque Limiters</p> <p>MD 10.11</p> <p>E86060-K5710-A221-A2-7400</p>		<p><b>Conveyor Drives</b></p> <p>MD 20.6</p> <p>E86060-K5720-A161-A2-6300</p>	
<p><b>SIMOTICS GP, SD, XP, DP</b> <b>Low-Voltage Motors</b> Type series 1LE1, 1MB1 and 1PC1 Frame sizes 71 to 315 Power range 0.18 to 200 kW E86060-K5581-A111-A8-7600</p> <p>D 81.1</p>		<p><b>Industrial Communication</b> SIMATIC NET</p> <p>IK PI</p> <p>E86060-K6710-A101-B8-7600</p>	
<p><b>SIMOTICS NEMA Motors</b> Low Voltage AC Motors Selection and Pricing Guide</p> <p>D 81.2</p> <p>Further details available on the Internet at: <a href="http://www.usa.siemens.com/motors">www.usa.siemens.com/motors</a></p>		<p><b>Products for Automation and Drives</b> CA 01 Interactive Catalog, DVD</p> <p>E86060-D4001-A510-D6-7600</p>	
<p><b>Motion Control Drives</b> SINAMICS Inverters for Single-Axis Drives and SIMOTICS Motors</p> <p>D 31</p> <p>E86060-K5531-A101-A2-7600</p>		<p><b>Industry Mall</b> Information and Ordering Platform in the Internet:</p> <p><a href="http://www.siemens.com/industrymall">www.siemens.com/industrymall</a></p>	
<p><b>SINAMICS G130</b> Drive Converter Chassis Units <b>SINAMICS G150</b> Drive Converter Cabinet Units</p> <p>D 11</p> <p>E86060-K5511-A101-A6-7600</p>			

# FLENDER SIP

## Standard Industrial Planetary gear units

### FLENDER gear units



### Catalog MD 31.1 · 2016

Supersedes:  
Catalog MD 31.1 · August 2012

© Siemens AG 2016

Introduction	1
Configuring guide	2
Planetary geared motors, coaxial	3
Planetary geared motors, right-angled	4
Planetary gear units, coaxial	5
Planetary gear units, right-angled	6
Connection dimensions	7
Motors	8
Options for operation	9
Options for installation and attachment parts	10
Appendix	11



Printed on paper from  
sustainably managed forests and  
controlled sources.

[www.pefc.org](http://www.pefc.org)



The products and systems described in  
this catalog are manufactured/distributed  
under application of a certified quality  
management system in accordance with  
DIN EN ISO 9001 (Certified Registration  
No. 01 100 000708). The certificate is  
recognized by all IQNet countries.



## Answers for industry.

Integrated technologies, vertical market expertise and services for greater productivity, energy efficiency, and flexibility.

Siemens is the world's leading supplier of innovative and environmentally friendly products and solutions for industrial companies. End-to-end automation technology and industrial software, solid market expertise, and technology-based services are the levers we use to increase our customers' productivity, efficiency and flexibility.

We consistently rely on integrated technologies and, thanks to our bundled portfolio, we can respond more quickly and flexibly to our customers' wishes. With our globally unmatched range of automation technology, industrial control and drive technology as well as industrial software, we equip companies with exactly what they need over their entire value chain – from product design and development to production, sales and service. Our industrial customers benefit from our comprehensive portfolio, which is tailored to their market and their needs.

Market launch times can be reduced by up to 50% due to the combination of powerful automation technology and industrial software. At the same time, the costs for energy or waste water for a manufacturing company can be reduced significantly. In this way, we increase our customers' competitive strength and make an important contribution to environmental protection with our energy-efficient products and solutions.



# Integrated Drive Systems

Faster on the market and in the black with Integrated Drive Systems

Planetary gear units are an important element of a Siemens Integrated Drive System, contributing significantly to increased efficiency, productivity, and availability in industrial production processes.

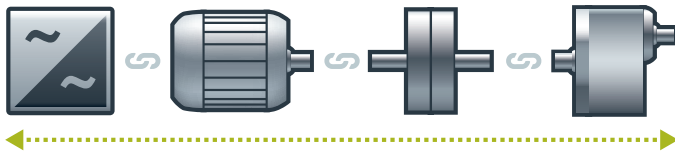
Integrated Drive Systems are Siemens' trendsetting answer to the high degree of complexity that characterizes drive and automation technology today. The world's only true one-stop solution for entire drive systems is characterized in particular by its threefold integration: Horizontal, vertical,

and lifecycle integration ensure that every drive system component fits seamlessly into the whole system, into any automation environment, and even into the entire lifecycle of a plant.

The outcome is an optimal workflow – from engineering all the way to service that entails more productivity, increased efficiency, and better availability. That's how Integrated Drive Systems reduce time to market and time to profit.

## Horizontal integration

**Integrated drive portfolio:** The core elements of a fully integrated drive portfolio are frequency converters, motors, couplings, and gear units. At Siemens, they're all available from a single source. Perfectly integrated, perfectly interacting. For all power and performance classes. As standard solutions or fully customized. No other player in the market can offer a comparable portfolio. Moreover, all Siemens drive components are perfectly matched, so they are optimally interacting.

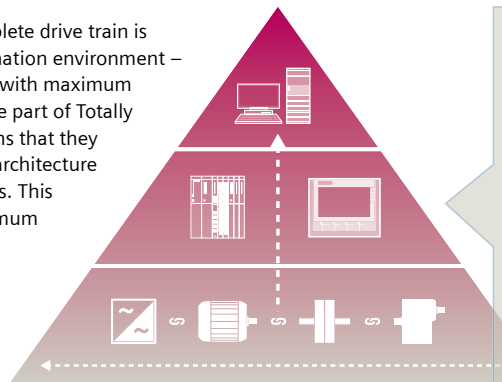


You can boost the availability of your application or plant to up to

**99%\***  
\*e.g., conveyor application

## Vertical integration

Thanks to **vertical integration**, the complete drive train is seamlessly integrated in the entire automation environment – an important prerequisite for production with maximum value added. Integrated Drive Systems are part of Totally Integrated Automation (TIA), which means that they are perfectly embedded into the system architecture of the entire industrial production process. This enables optimal processes through maximum communication and control.



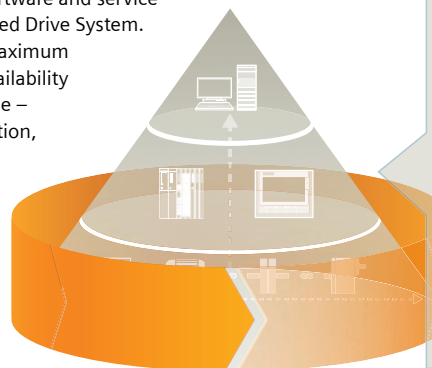
With TIA Portal you can cut your engineering time by up to

**30%**

## Lifecycle integration

**Lifecycle integration** adds the factor of time: Software and service are available for the entire lifecycle of an Integrated Drive System. That way, important optimization potential for maximum productivity, increased efficiency, and highest availability can be leveraged throughout the system's lifecycle – from planning, design, and engineering to operation, maintenance, and all the way even to modernization.

With Integrated Drive Systems, assets become important success factors. They ensure shorter time to market, maximum productivity and efficiency in operation, and shorter time to profit.




With Integrated Drive Systems you can reduce your maintenance costs by up to

**15%**



## Introduction



1/2	<b>Overview, FLENDER SIP design</b>
1/2	Characteristic features
	Type spectrum
	Applications
	Benefits
	Summary of basic types
	General information
1/3	<b>Mounting position</b>
1/3	Overview of mounting positions
1/4	Coaxial design
1/5	Right-angled design
	Position of terminal box
1/6	<b>Technical information</b>
1/6	Planetary gear unit
	Planetary geared motor
	Options
	Article number
	Motors
	High speed shaft (HSS)
	Low speed shaft (LSS)
	Shafts
	Shaft misalignment
1/7	Direction of rotation
	Bearings
	Lubrication/selection of oil
	Permissible additional forces
	Gear teeth
	Number of teeth, ratio
	Housing
1/8	Planetary stages
	Input drive assembly
	LSS (Low Speed Shaft)
	HSS (High Speed Shaft)
	Paint finish
	Seals
	Cooling
	Weights, dimensions
	Noise emissions
	Efficiency classes
	Environmental conditions
	Preservation
	Maintenance
	Delivery
1/9	Standard assignment
1/10	<b>Planetary gear units for use worldwide</b>
1/10	Electrical specifications
1/11	Motors for the North American market
	Low-voltage motors for the Chinese market

# Introduction

## Overview, FLENDER SIP design

### Overview

#### Characteristic features

With the FLENDER SIP planetary gear units and planetary geared motors, Siemens is offering an attractive price/performance ratio for low to mid torque ranges in well-proven FLENDER quality. The finely graded product series covers the torque range from 10 000 to 80 000 Nm.

The modular design enables many basic components to be standardized, including planetary stages, housing parts as well as drive-end and non-drive-end components. This solution reduces the complexity of the products and ensures that they can be manufactured to a high quality.

FLENDER SIP gear units are cost-effective with worldwide availability and short delivery times. A further advantage: The specific requirements of a wide range of different industries are already implemented in the standard gear units.

#### Type spectrum

Wide-ranging selection comprising:

- 8 gear unit sizes (10 000 to 80 000 Nm)
- 5 output shafts (LSS):
  - Hollow shaft for shrink disk
  - Hollow shaft with spline in accordance with DIN 5480
  - Cylindrical shaft end with parallel key
  - Cylindrical shaft end with spline in accordance with DIN 5480
  - Flanged shaft
- Optional shaft seal with taconite
- Compatible with all motors from the SIMOGEAR range
- Motors compliant with other standards (e.g. NEMA) can also be adapted by means of motor bell housings

### Applications

A specialist in many fields:

The FLENDER SIP planetary gear unit series is tailored to those sectors of industry that require medium to extremely high gear ratios in combination with a compact design.

FLENDER SIP gear units are reliable drive components for implementation in a wide range of industrial sectors.

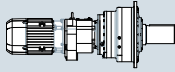
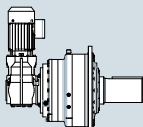
### Benefits

Advantages:

- Well-proven FLENDER quality with an attractive price/performance ratio
- Short delivery times
- High availability worldwide
- High-endurance gearing and large planetary bearings for a long service life
- Energy-efficient due to high levels of efficiency
- Smooth running thanks to high transverse contact ratio in the gear teeth
- Local customer support all over the world

### Design

#### Summary of basic types

Short product description (example)	O	5	C	50	D	347	DE	- 180
<b>Series of planetary gear units</b>	FLENDER SIP							
<b>Total number of stages</b>	2 ... 5							5
<b>Shaft arrangement HSS to LSS</b>	Coaxial							C
	 G_MD30_XX_00215							
	At right angles							R
	 G_MD30_XX_00216							
<b>Gear unit size</b>	30 ... 60							50
<b>Version: Low speed shaft (LSS)</b>	Hollow shaft shrink disk							D
	Hollow shaft spline							K
	Cylindrical shaft end with parallel key							S
	Cylindrical shaft end with spline							A
	Flanged shaft							F
<b>Total transmission ratio</b>	25 ... 14 497							347
<b>Motor adaptation</b>	Motor bell housing K2							K2
	Motor bell housing K3							K3
	Motor bell housing K4							K4
	Motor bell housing K5							K5
	Motor bell housing K8							K8
	Motor bell housing KQ							KQ
	Free shaft end							A
	Direct mounting of IEC motor							DE
<b>Motor size</b>	IEC motor sizes 63 ... 280							180

### More information

#### General information

To ensure careful selection of FLENDER SIP planetary gear units and planetary geared motors, please note the information in this catalog.

In applications where the torque is variable but the speed constant, the gear unit is designed on the basis of the so-called equivalent torque, as described in chapter "Configuring guide".

For specific applications, such as sporadic operation of lock-gate drives, a planetary gear unit/geared motor design which is finite-life fatigue-resistant can be sufficient. (on request)

We are pleased to be of assistance in checking that the selection is correct, and in calculating the service life (on the basis of the relevant application factors).



**Overview**

As illustrated by the diagrams below, FLENDER SIP planetary gear units can be mounted horizontally or vertically.

Other arrangements are also possible on request. The basic gear unit can be optimally adapted to customer requirements by fitting different attachment parts like a gear housing base or torque arm.

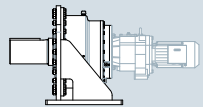
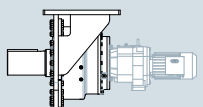
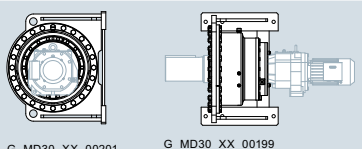
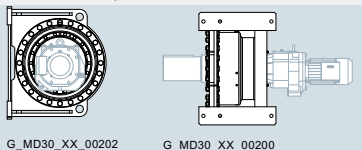
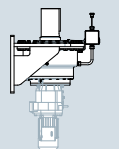
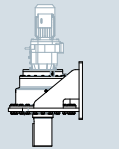
The mounting position describes the spatial orientation of the planetary gear unit/geared motor. Depending on the selected spatial position, it may be necessary to modify the drive unit. This might involve different oil levels, for example, or use of an oil



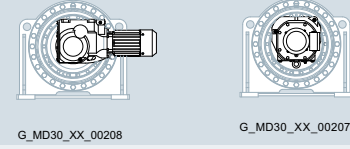
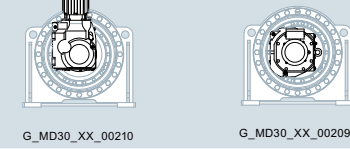
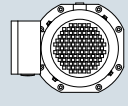

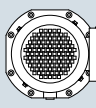
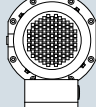
expansion tank, special bearings, etc. These modifications are taken into account automatically when the mounting position is defined by the appropriate options.

The mounting position is described in three parts:

M1.2.3	→	The first part describes the spatial position of the low speed shaft.
M1.2.3	→	The second part describes the position of the input drive assembly referred to the low speed shaft.
M1.2.3	→	The third part describes the terminal box position on the motor.

**Overview of mounting positions**

Mounting position	Mx - x - x
Spatial position: Low speed shaft (LSS)	
LSS horizontal, attached at bottom	<b>M1</b>
 G_MD30_XX_00195	
LSS horizontal, attached at top	<b>M3</b>
 G_MD30_XX_00197	
LSS horizontal, attached at side	<b>M5</b>
 G_MD30_XX_00201      G_MD30_XX_00199	
LSS horizontal, attached at side	<b>M6</b>
 G_MD30_XX_00202      G_MD30_XX_00200	
LSS vertical at top <sup>1)</sup>	<b>M2</b>
 G_MD30_XX_00196	
LSS vertical at bottom	<b>M4</b>
 G_MD30_XX_00198	

Mounting position	Mx - x - x
Input drive assembly position (referred to planetary stages)	
 G_MD30_XX_00204      G_MD30_XX_00203	<b>1</b>
 G_MD30_XX_00206      G_MD30_XX_00205	<b>2</b>
 G_MD30_XX_00208      G_MD30_XX_00207	<b>3</b>
 G_MD30_XX_00210      G_MD30_XX_00209	<b>4</b>
Terminal box position (referred to input drive assembly, facing the fan end of the motor)	
 G_MD30_XX_00211	<b>1</b>
 G_MD30_XX_00212	<b>2</b>
 G_MD30_XX_00213	<b>3</b>
 G_MD30_XX_00214	<b>4</b>

<sup>1)</sup> With the foot-mounted design, the oil expansion tank is positioned opposite the foot as standard; other positions are available on request.

# Introduction

## Mounting position

1

### Overview (continued)

#### Design

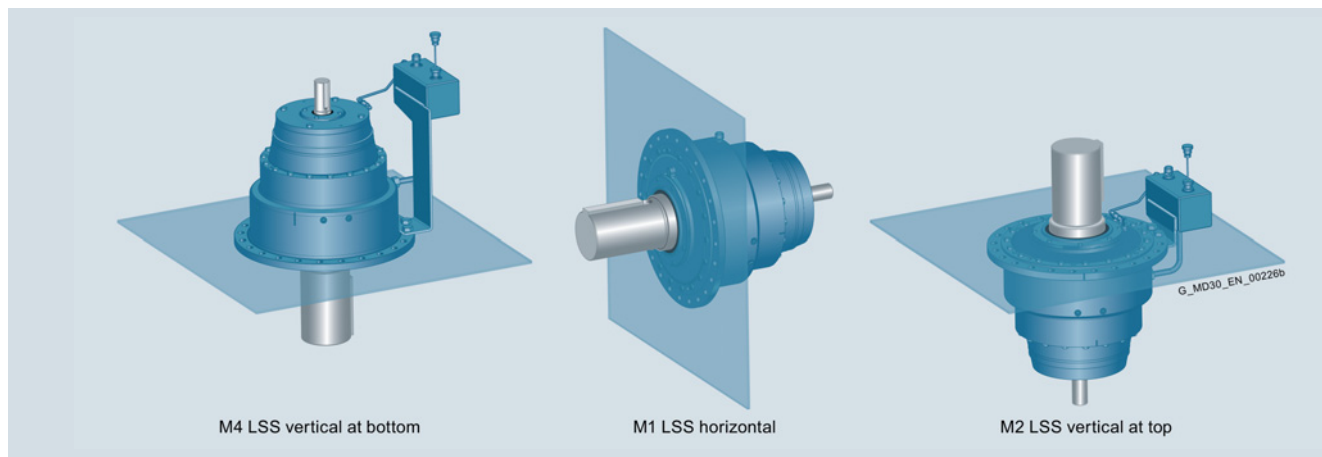
The term "design" describes the arrangement of the motor shaft relative to the low speed shaft of the drive unit. There are basically three different motor shaft arrangements:

- **At right angles:** The motor shaft is arranged at right angles to the low speed shaft.

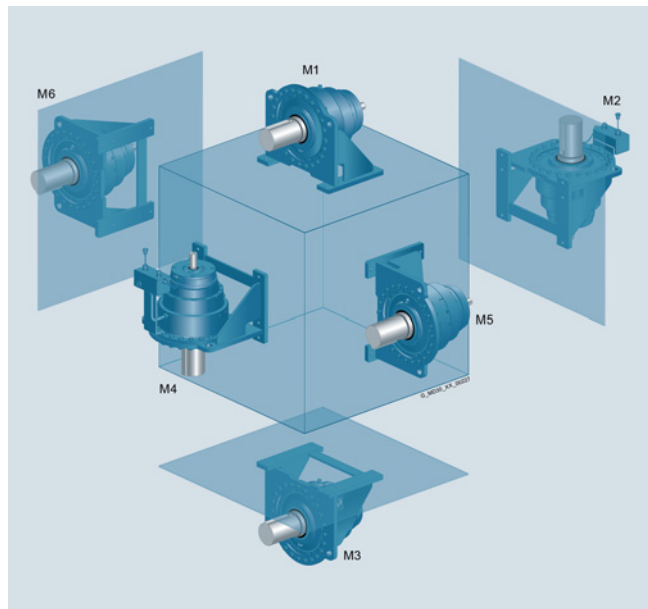
- **Coaxial:** The motor shaft is aligned with the low speed shaft.
- **Parallel:** The motor shaft is arranged with a parallel offset to the low speed shaft.

FLENDER SIP planetary gear units/geared motors are available with a right-angled or a coaxial motor shaft arrangement.

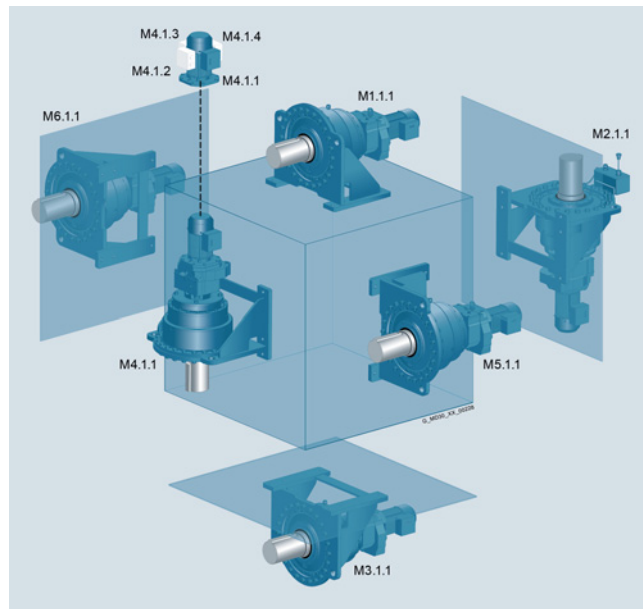
#### Coaxial design



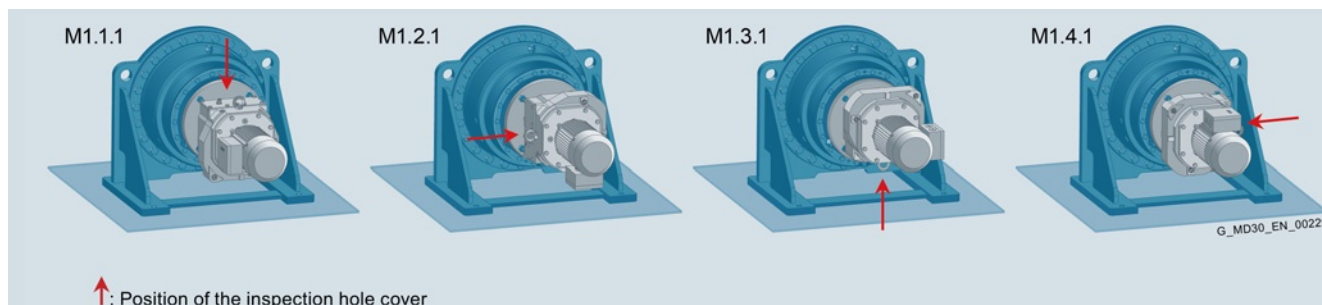
SIP planetary gear unit coaxial, flange-mounted



SIP planetary gear unit coaxial, foot-mounted

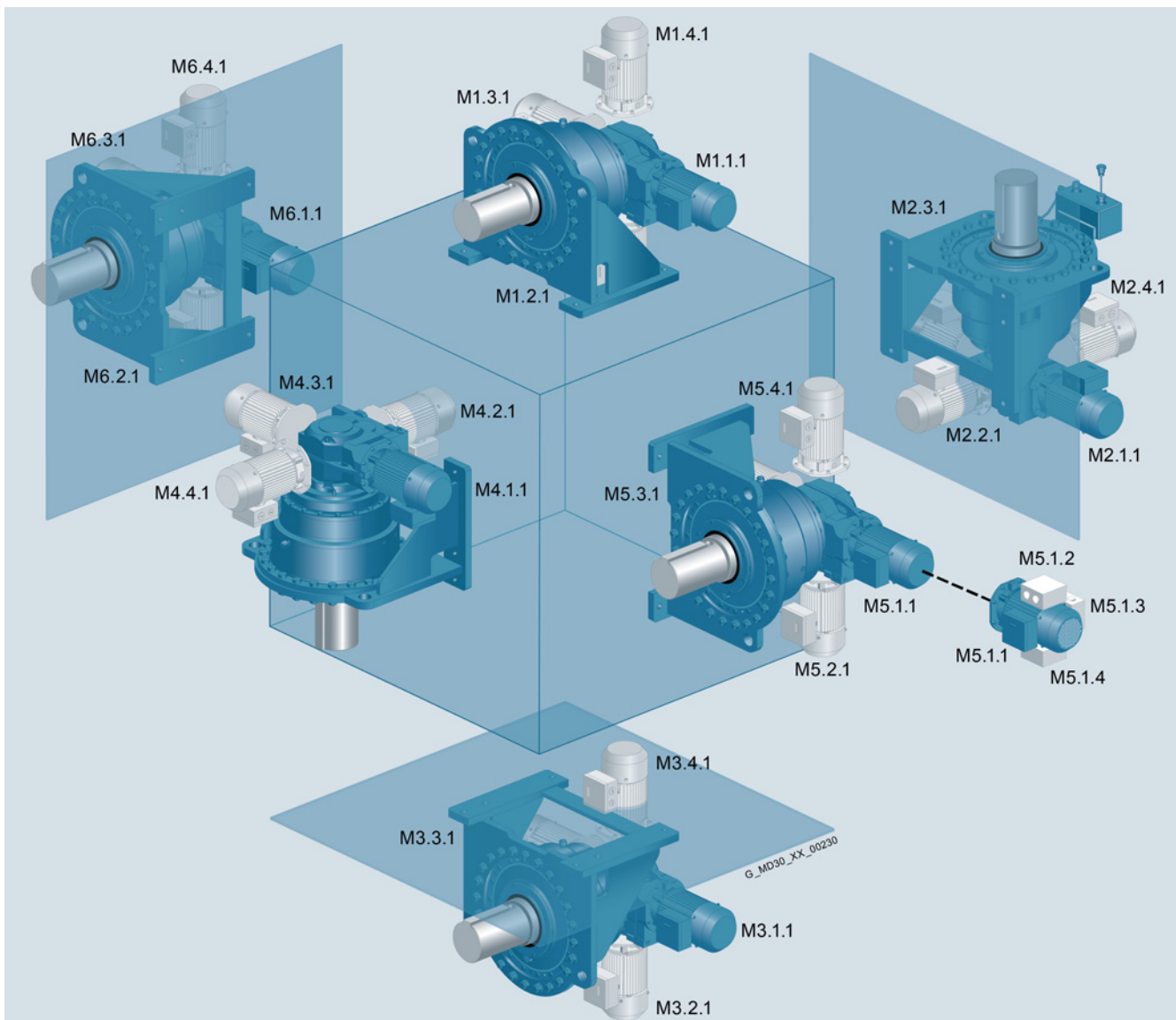


SIP planetary geared motor coaxial, foot-mounted



↑: Position of the inspection hole cover

Mounting position of the input drive assembly (gray) with coaxial, foot-mounted SIP planetary geared motor

**Overview** (continued)**Right-angled design**

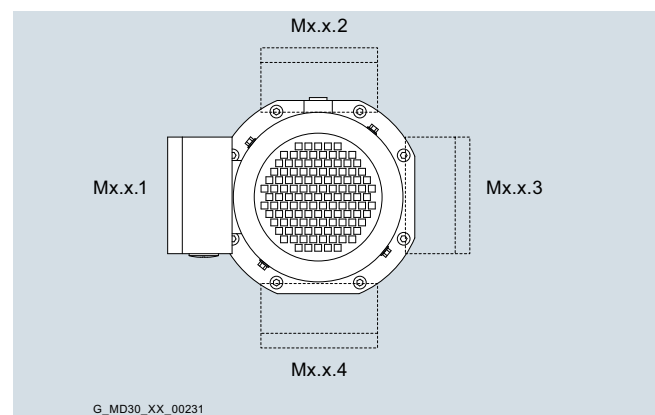
SIP planetary geared motor right-angled, foot-mounted

**Position of the terminal box**

The terminal box of the motor can be mounted in four different positions (Mx.x.1 – Mx.x.4). The specified terminal box position always refers to a view of the motor fan end.

The standard mounting position of the terminal box is on the left-hand side (Mx.x.1).

Further information about cable entry to the terminal box can be found in the SIMOGEAR catalog (MD 50.1, chapter Motor options).



Position of the terminal box when viewing the motor fan end

# Introduction

## Technical information

### Overview

#### Planetary gear unit

Planetary gear unit which is connected to the motor by means of a coupling element. Various adapter options are available for connecting the motor.

See [Adapters on page 5/2 or 6/2](#).

#### Planetary geared motor

Planetary gear unit with an integral motor connection. In this mechatronic system, the motor shaft also functions as the first input element of the gear unit. This arrangement reduces the maximum overall dimensions of the unit. See [planetary geared motor in chapter 3 or 4](#).

#### Options

The term "Options" is used to describe additional properties and features of the drive solution that are not directly related to the torque and speed conversion capabilities of the gear unit. Examples of options are: Different types of low speed shaft, seal variants, sensors, paint systems, torque arm, etc.

Features such as size, gear ratio or design are not options because these all have a significant influence on the gear unit itself.

#### Article number

All features that uniquely define a product are encoded in the article number. The article number is a machine-readable product code (MLFB).

#### Motors

Any of the SIMOGEAR motors listed in Catalog MD 50.1 can be selected as a planetary geared motor. Thanks to the very wide range of transmission ratios of the gear units, 4-pole motors can be used for a broad range of applications. In addition to the good availability worldwide, 4-pole motors generally offer the optimum solution regarding price, length, noise and service life.

Furthermore, motors with other pole numbers can also be mounted. As a consequence, the following special combinations can be implemented:

- Higher output speeds (2-pole motors)
- Low output speeds (6-pole motors or possibly 8-pole motors)
- Lower noise solutions (6-pole motors)

Motors can be supplied by a frequency converter to create a variable-speed drive.

For further information, please refer to chapter "Motors" or to the SIMOGEAR Catalog MD 50.1.

#### High speed shaft (HSS)

On 2-stage planetary gear units (O2), the high speed shaft (HSS) is designed as a free shaft end (A) with a parallel key in accordance with DIN 6885-1 and is suitable, for example, for the attachment of couplings.

A variety of adapters that allow standard motors of various kinds to be connected to the gear unit are available for 4 and 5-stage planetary gear units. For further information about this and the types of high speed shaft (HSS) available, please refer to chapter "Planetary gear units" and the SIMOGEAR Catalog MD 50.11.

#### Low speed shaft (LSS)

Various types of low speed shaft (LSS) (as listed in the summary of basic types in this chapter) are available for planetary gear units and planetary geared motors.

In addition, a flange for the connection to the driven machine is fitted at the low speed shaft (LSS) end. A torque arm must be provided for shaft-mounted gear units/geared motors (chapter "Options for installation and attachment parts"). The unit can also be installed by means of a gear housing base (chapter "Options

for installation and attachment parts") that is bolted to the flange at the low speed shaft (LSS) end.

During installation of the gear unit, it is important to comply with the manufacturer's specifications regarding tightening torques, connection of the torque arm to the foundation and attachment points for lifting/holding the gear unit (see Operating Instructions 9300 and order-specific gear unit documentation). Failure to install the unit in accordance with specifications can affect its ability to function correctly.

#### Shafts

The load-bearing capacity of the shafts of planetary gear units/geared motors is calculated in accordance with DIN 743.

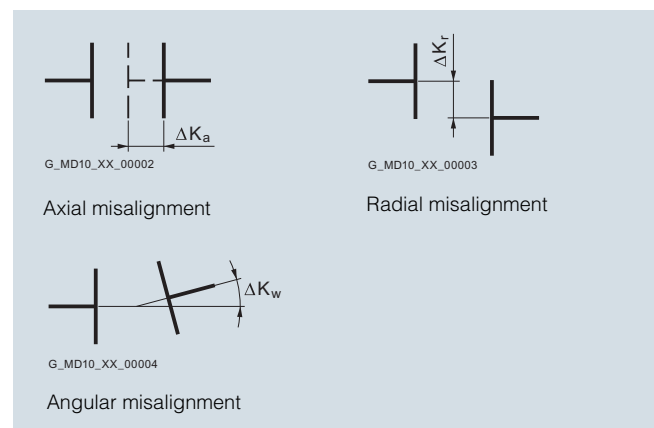
Further information about the design and dimensioning of the shaft ends of low and high speed shafts can be found in sections "Input end" and "Output end". Information about the centering at the shaft ends can be found in chapter "Connection dimensions" and in Catalog MD 50.11.

#### Shaft misalignment

Shaft misalignment is the result of displacement during assembly and operation and, where machines constructed with two radial bearings each are rigidly coupled, will cause high loads being placed on the bearings. Elastic deformation of base frame, foundation and machine housing will lead to shaft misalignment which cannot be prevented, even by precise alignment. Furthermore, because individual components of the drive train heat up differently during operation, heat expansion of the machine housings causes shaft misalignment.

Poorly aligned drives are often the cause of seal or roller bearing failure. Alignment should be carried out carefully by specialist personnel and in accordance with the Siemens operating instructions.

Depending on the direction of the effective shaft misalignment, a distinction is made between:



The shaft misalignment expected must be taken into account when the connection between the components and the low or high speed shaft is selected. Guidelines and limits for compensation of shaft misalignment can be obtained from the manufacturer of the connecting element.



**Overview** (continued)**Direction of rotation**

The specified direction of rotation refers to the low speed shaft (LSS) when viewing the shaft end face.

**Bearings**

The bearings of the gear wheels and shafts are always roller bearings that are appropriately dimensioned in terms of stress resistance and service life.

The bearing service life is calculated in accordance with ISO 281 and the manufacturer's data.

**Lubrication/selection of oil**

FLENDER SIP planetary gear units/geared motors are dip-lubricated. With this lubrication method, all parts to be lubricated are immersed in oil or are adequately splash lubricated.

Only oils supplied by manufacturers that are approved by Siemens AG may be used. The oil manufacturer or supplier is responsible for the quality of the product.

For the selection of oil grade and viscosity, the limits of application given in the following table must be taken into consideration. Please also refer to the Operating Instructions 7300 for details of the recommended lubricants.

A minimum operating viscosity of 25 cSt must be ensured. Furthermore, the oil sump temperature must not be lower than the pour point of the selected oil grade, and should be at least 6 K higher than the pour point temperature.

Viscosity ISO-VG at 40 °C in mm <sup>2</sup> /s (cSt)	Minimum temperature limit in °C for dip lubrication	
	Mineral oil	PAO oil <sup>1)2)</sup>
<b>220</b>	-10	-30
<b>320</b>	-10	-30
<b>460</b>	-6	-25

In the case of ambient temperatures outside the permissible range, you will need to contact us.

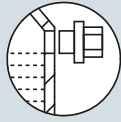




The planetary gear units/geared motors are filled with oil as standard before they are shipped. Shipment without oil can be selected as an option.

The oil quantities depend on the oil level inspection devices. Relevant information can be found in Operating Instructions 9300. Siemens reserves the right to make technical changes in the context of further technical development.

It must also be noted that 4 and 5-stage (O4..., O5...) planetary gear units/geared motors have 2 separate oil chambers (oil chamber for planetary stages, oil chamber for input drive assembly) that need to be filled separately (see Operating Instructions BA 9300 and BA 2030).

Further information about selecting oil can be found in chapter 9.

Oil-level-specific symbols in the dimensional drawings:

Symbol	Explanation
	Oil level screw
	Breather
	Oil filler
	Oil drain
	Oil dipstick

**Permissible additional forces**

The maximum permissible radial force (dynamic or static) applied to the low speed shaft (LSS) is specified. This is calculated on the basis of the nominal bearing service life  $L_{10h}$  (according to ISO 281). This applies to shaft type K (hollow shaft with spline) with a force application point at the center of the spline. The values are specified in the selection tables.

Higher radial forces, other force-application points or different shaft types are available on request.

Please contact the manufacturer for information about the maximum permissible radial forces at the high speed shaft (HSS) on 2-stage planetary gear units (O2...); the information in the SIMOGEAR catalog (MD 50.11) relating to 4 and 5-stage gear units (O4..., O5) must be taken into account.

Information about axial force application must be requested.

**Gear teeth**

The sun pinion and planet gears have straight teeth, are case hardened, and ground. Internal gears are highly tempered and manufactured by hobbing. Helical stages comprise spur gears with helical teeth, and bevel gear stages are constructed of bevel gears with spiral teeth.

**Number of teeth, ratio**

The specified number of gear teeth applies to the complete drive.

**Housing**

The housing parts are constructed of casting materials customary in the industry. They are also primed and painted.

<sup>1)</sup> PAO oil: Polyalphaolefin-based synthetic oil

<sup>2)</sup> PAO-T oil: Synthetic polyalphaolefin-based low-temperature oil

# Introduction

## Technical information

### Overview (continued)

#### Planetary stages

Describes the gear stages between the input drive assembly and the low speed shaft (LSS).

#### Input drive assembly

The input drive assembly comprises a SIMOGEAR geared motor or a SIMOGEAR gear unit with adapter.

#### LSS (Low Speed Shaft)

Describes the low speed shaft of the planetary gear unit or planetary geared motor.  
This is generally the output shaft of the gear unit.

#### HSS (High Speed Shaft)

Describes the high speed shaft of the planetary gear unit or planetary geared motor.  
This is generally the input shaft of the gear unit.

#### Paint finish

FLENDER SIP planetary gear units/geared motors are painted as standard in color RAL 5015 (sky blue). Guards and protection devices are coated in the warning color RAL 1003 (signal yellow).

[For further information about colors and the paint system, please refer to chapter "Options for operation".](#)

#### Seals

The input shaft and output shaft are sealed as standard with radial shaft seals. The seal material is adapted to satisfy a wide range of requirements such as resistance to low temperatures and PG oil.

For special purposes, refillable labyrinth seals (taconite) are available.

#### Cooling

The units are cooled via radiation and convection from the housing surface up to the thermal capacity specified in chapter "Configuration".

Additional cooling options may be available on request.

#### Weights, dimensions

The specified weights are average values; illustrations and dimensions are not binding. Siemens reserves the right to make technical changes in the context of further technical development.

#### Noise behavior

SIP planetary geared motors have noise levels below the permissible noise limits defined for gear units in VDI Guideline 2159 and for motors in IEC 60034-9.

The associated values are listed in Operating Instructions BA 9300.

#### Efficiency classes

The motors integrated in FLENDER SIP planetary geared motors comply with international standard IEC 60034-30:2008 and are available in efficiency classes IE1, IE2 and IE3. Further information can be found in the SIMOGEAR Catalog MD 50.1.

#### Environmental conditions

FLENDER SIP are designed for indoor and outdoor operation under a wide variety of environmental conditions.

The range of permissible ambient temperature is:  $-20\text{ °C} \leq t_{\text{U}} \leq 40\text{ °C}$  (optionally down to  $-40\text{ °C}$ ). Please contact the manufacturer if products are to be operated at higher or lower ambient temperatures than those specified above because components (such as seals) need to be adapted.

The bolted connections must be tightened at ambient temperatures above  $-20\text{ °C}$ .

Please notify the manufacturer about environmental influences such as saltwater, salty air, corrosive substances, dust, mud, rockfall, excess pressure, extreme vibration or extreme shock, as these factors need to be taken into account in the design.

#### Preservation

##### FLENDER SIP planetary gear units

The internal preservation is dependent on the oil used.

For planetary gear units with corrosion prevention, the following storage times are possible:

Standard preservation	Long-term preservation
Up to 6 months	Up to 24 months <sup>1)</sup>
	Up to 36 months <sup>2)</sup>

If the storage periods mentioned are exceeded, the anti-corrosive agent in the planetary gear unit must be renewed.

The externally protruding shaft ends and machined surfaces are also preserved.

##### SIMOGEAR geared motors

Standard preservation	Long-term preservation
All SIMOGEAR gear units and geared motors are preserved as standard for 6 months.	Up to 36 months <sup>3)</sup>

Gear units/geared motors that are protected by a long-term preservation agent must not be opened before they are commissioned or else the VCI corrosion inhibitor will vaporize. The oil level must be checked before commissioning. It is recommended that gear units/geared motors are stored in the position in which they will be mounted.

[For further information about storage and preservation, please refer to the SIMOGEAR Catalog MD 50.1 and the Operating Instructions BA 2030.](#)

The externally protruding shaft ends and machined surfaces are also preserved.

#### Maintenance

Compliance with the conditions for operation and installation is essential. To prevent damage to the gear unit or failure of the drive, regular inspection and maintenance must be performed as specified in the operating instructions.

#### Delivery

FLENDER SIP gear units are delivered preassembled and ready to install and are shipped with oil as standard. Shipment without oil can be selected as an option.

The planetary gear units/geared motors are also preserved and coated according to the selected order code for corrosion protection.

Attachment parts such as optional torque arms and shrink disks are supplied loose.

<sup>1)</sup> Only if mineral oil or synthetic PAO-based oil is used.

<sup>2)</sup> Only if synthetic PG-based oil is used. Further information is available on request.

<sup>3)</sup> A VCI (volatile corrosion inhibitor) is added to the gear unit oil.

**Overview** (continued)**Standard assignment**

The product concept envisages a combination of the SIP planetary gear unit and a SIMOGEAR geared motor as of a certain gear ratio (as shown in the table below).

(Catalogs MD 50.1, MD 50.11)

SIP size	SIMOGEAR size	Coaxial design with SIMOGEAR Z/D: as of i = ...	Right-angled design with SIMOGEAR K: as of i = ...
30	49	346.73	231.47
	79	205.35	226.10
	89	96.51	145.64
35	49	536.31	460.07
	79	325.62	441.70
	89	96.51	145.69
37	69	627.16	1777.99
	79	177.40	585.54
	89	96.51	199.91
	109		146.39
40	69	968.06	2774.28
	79	243.47	1082.74
	89	96.53	269.72
	109		146.39
45	79	775.44	3649.61
	89	172.51	303.72
	109	111.50	200.18
	129		177.47
50	79	1789.19	
	89	201.54	470.86
	109	162.81	276.26
	129		177.47
55	89	785.83	
	109	199.26	468.26
	129	148.14	295.76
	149	101.27	171.0
60	89	1765.45	
	109	199.26	493.66
	129	170.20	295.76
	149	102.52	171.0












The planetary geared motor designs or sizes in the dark gray boxes are not included in the product concept.

# Introduction

## Planetary gear units for use worldwide

### Overview

#### Electrical specifications

Country/economic area	Identifying markings Examples	Legal/normative requirements
<b>Europe/EU</b> 	 	<b>Low Voltage Directive (LVD) 2006/95/EU</b>  <b>Eco-design Directive 2009/125/EC</b> EU Regulation (EC) No. 640/2009 to implement the eco-design directive
<b>USA</b> 	<b>MG1-12</b>  <b>CC032 A</b>	<b>NEMA MG1-12</b> National standard  <b>UL 1004</b> Standard of the Underwriters Laboratories Inc. (testing and certification body)  <b>EISA</b> Energy Independence Security Act
<b>Canada</b> 	 	<b>CSA-C22.2 No. 100</b> Standard of the Canadian Standards Association  <b>EER</b> Energy Efficiency Regulations
<b>China</b> 	 	<b>CCC</b> China Compulsory Certification  <b>CEL – China Energy Label</b> Based on the national standard GB 18613-2012  <b>ECL</b> Energy Conservation Law of PRC

The geared motors comply with all of the applicable IEC/EN standards.



**Overview** (continued)**Motors for the North American market**

Motors with sizes 63 to 200 are available in designs which meet the NEMA and CSA electrical standard and UL-R.

Ordering information as given in Catalog MD 50.1

NEMA – National Electrical Manufacturing Association

Data on the rating plate:

- Nominal voltage range
- Design letter
- Code letter
- CONT
- NEMA MG1-12

UL-R – Underwriters Laboratories Inc. listing

The motors are listed for up to 600 V by Underwriters Laboratories Inc. ("Recognition Mark" = R/C).

Motor voltages up to 600 V are certified according to UL.

"UL Recognition Mark" is included on the rating plate of the motor.

In addition, the motor is designed to meet the NEMA MG1-12 electrical standard and includes the following data on the rating plate:

- Nominal voltage
- Nominal efficiency
- Design letter
- Code letter
- CONT
- NEMA MG1-12

Externally or internally mounted components such as:

- Motor protection
- Heating element
- Forced ventilation
- Brake
- Encoder
- Plug connector

are UL-R/C, CSA, or C-US listed or used by manufacturers in accordance with regulations.

UL-R/C cable glands must be used for the cable entry.

CSA – Canadian Standard Association

The motors are approved for up to 690 V in accordance with the "Canadian Standard Association" (CSA). Externally or internally mounted components which are used are listed by CSA or are used by manufacturers in accordance with regulations. The CSA mark and the nominal voltage are stamped on the rating plate.

When energy-saving motors are ordered, they also have the "CSA-E mark" on the rating plate.

**Low-voltage motors for the Chinese market**

CCC-certified motors, sizes 63 to 71 are available for export to China.

The "China Energy Label" required for import into China is available for motors with sizes from 100 to 160.

The motors are marked according to the requirements with CCC, CEL or both specifications.

Ordering information as given in Catalog MD 50.1

CCC – China Compulsory Certification

"Small power motors" which are exported to China must be certified up to a nominal power of:

2-pole: ≤ 2.2 kW

4-pole: ≤ 1.1 kW

6-pole: ≤ 0.75 kW

8-pole: ≤ 0.55 kW

**LA motors requiring certification** are certified by CQC (China Quality Certification Center) When ordered, the "CCC (Safety Mark)" logo is stamped on the rating plate and packaging.

Note:

Chinese customs checks the need for certification of imported products by means of the commodity code.

The following do not need to be certified:

- Motors imported to China which have already been installed in a machine
- Repair parts

CEL – China Energy Label

China introduced mandatory energy efficiency labeling for electric motors in June 2008.

From September 1, 2008, and until the transition phase expires, the affected electric motors may only be imported into China and sold in the country with a valid "China Energy Label".

The motor must be labeled with the "China Energy Label" sticker, which states the efficiency class.

In addition to the Energy Label (dimensions, 80 x 54 mm) the efficiency must also be stamped on the rating plate.

2, 4 and 6-pole motors with a line frequency of 50 Hz and a nominal voltage of up to 1000 V must be appropriately marked.

Efficiency classes 2 and 3 apply here to motors with nominal outputs of 0.75 to 375 kW.


**Further information**

Further information about electrical specifications can be found in the SIMOGEAR Catalog MD 50.1.

## Introduction

Notes

1



<b>2/2</b>	<b>Configuring SIP planetary geared motors and SIP planetary gear units</b>
2/2	Configuring sequence – overview
2/3	Configuring sequence – selection according to power output
2/5	Configuring sequence – selection according to torque
2/7	Selection guide for low speed shaft (LSS) end
2/8	Key to symbols
2/11	Service factors
2/12	Nominal output torques
2/13	Thermal capacity
2/14	Selection example for SIP planetary geared motor
2/18	Selection example for SIP planetary gear unit

## Configuring guide

### Configuring SIP planetary geared motors and SIP planetary gear units

#### Configuring sequence – overview

##### Overview

General configuring information is provided for the standard version in this catalog.

SIP planetary gear units/geared motors permit individual solutions to be created for a wide range of drive applications. In order to select the correct drive, specific data for the application must be known or determined in advance.

For drives operating under special conditions, e.g. frequent reversing, short-time or intermittent duty, abnormal temperatures, reversal braking, extreme cantilever forces at the gear unit output shaft, etc. please contact your Siemens contact person with all technical questions.

##### Installation in potentially explosive areas (ATEX)

SIP planetary gear units designed for operation in potentially explosive areas are available. The explosion-proof versions conform to Directive 94/9/EC. The drive motor must be selected separately and must satisfy the same environmental conditions as the SIP planetary gear unit.

##### Configuring

There are basically two methods of configuring a drive system:

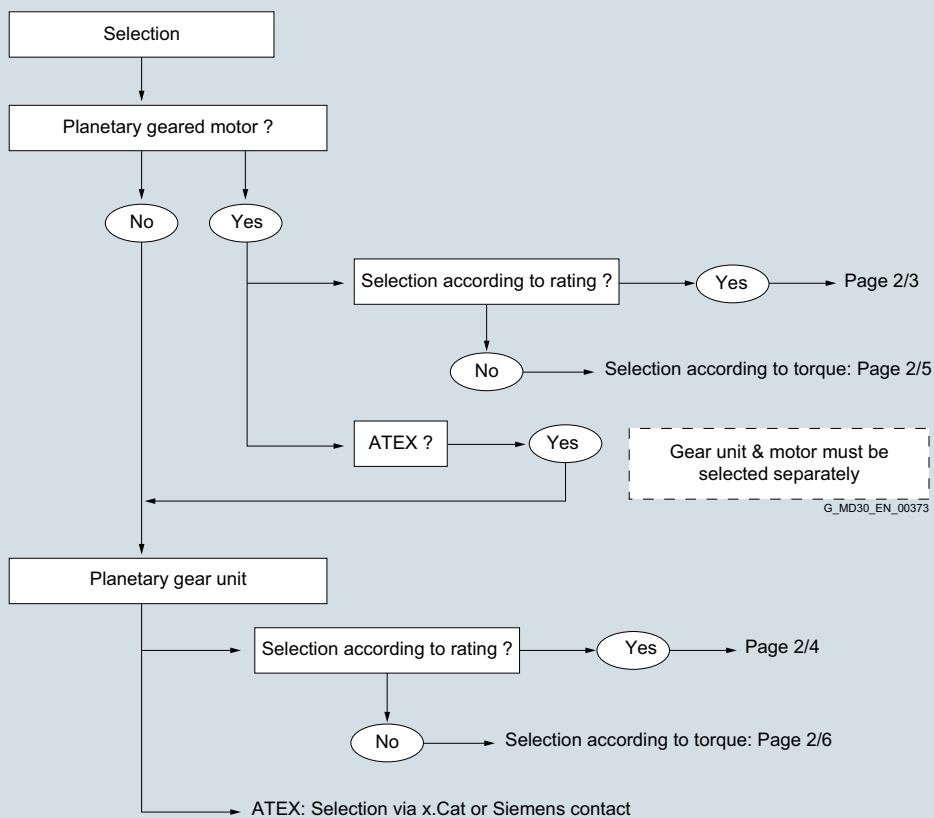
1. Start the process on the basis of the required operational torque and the driven machine speed for the customer's process.
2. Start the process on the basis of a specified power output and the speed for the customer's process.

The configuring sequence for both methods is described on the following pages, in one case for planetary geared motors and, in the other, for planetary gear units without a motor.

The flow chart below illustrates how to select the appropriate configuring sequence:

When the process is started by specifying a power output, there is a risk that  $P_N$  (motor nominal power) will be mistakenly interpreted as  $P_2$ . This could result in an overdimensioned gear unit. Siemens therefore recommends that  $P_2$  or  $T_2$  (drive operating point) should be used as the starting point for the design process. See also definition  $f_B$  on page 2/10.

#### Selecting planetary gear units/motors



## Configuring (continued)

**Selection according to power output – planetary geared motor** (for selection according to torque, see page 2/5)

Selection sequence	Notes, references
<ul style="list-style-type: none"> <li>Power rating of driven machine <math>P_2</math> or</li> <li>Motor nominal power <math>P_N</math></li> <li>Speed of driven machine <math>n_2</math></li> </ul>	Primary input variables
<b>Planetary geared motor</b> (gear unit <u>without</u> motor: see page 2/4)	Type of drive concept
<b>Motor power output at given power rating <math>P_2</math>:</b>  $P_N \geq P_2$	<ul style="list-style-type: none"> <li><math>P_N</math> → motor nominal power – definition page 2/9</li> <li><math>P_2</math> → required motor power – definition page 2/9</li> <li><math>n_2</math> → speed of driven machine – definition page 2/8</li> </ul>
<b>Specification of service factor</b> $f_B$ – selection according to application:  $f_B = f_1 \times f_2^{1)}$ or defined according to customer requirements	<ul style="list-style-type: none"> <li><math>f_B</math> → service factor – definition page 2/10</li> <li><math>f_1</math> → factor for driven machine – definition page 2/9</li> <li><math>f_2</math> → factor for prime mover – definition page 2/9</li> <li><math>f_1</math> values: page 2/11</li> </ul>
<b>Selection of shaft arrangement of geared motor</b>	<ul style="list-style-type: none"> <li>Coaxial or at right angles</li> <li>Summary of basic types: page 1/2</li> </ul>
<b>Select a geared motor with <math>P_N</math>, <math>n_2</math>, and <math>f_B</math></b>	<ul style="list-style-type: none"> <li>Coaxial shaft arrangement: Chapter 3</li> <li>Right-angle shaft arrangement: Chapter 4</li> </ul>
<b>Thermal capacity check</b>  The thermal limits of application are determined by the input drive assembly (SIMOGEAR geared motor).	As a general rule, the solutions offered in Chapters 3 and 4 are safe and reliable in operation up to a motor speed of 1500 rpm and an ambient temperature of up to 40 °C. See Catalog MD 50.1 for configuring guide
<b>Calculation of the maximum permissible torque</b>  $T_{max} = \frac{T_{2N}}{f_3}$ The maximum permissible torque must not be exceeded by torques produced during peak operation, startup or braking.	<ul style="list-style-type: none"> <li><math>T_{max}</math> → maximum torque – definition page 2/8</li> <li><math>T_{2N}</math> → gear unit nominal torque – definition page 2/8</li> <li><math>T_{2N}</math> values: page 2/12</li> <li><math>f_3</math> → peak torque factor – definition page 2/9</li> <li><math>f_3</math> values: page 2/12</li> <li>Factors for starting torque: from page 8/7 onwards</li> </ul>
<b>Read article numbers from table</b>	<ul style="list-style-type: none"> <li>Coaxial shaft arrangement: from page 3/3 onwards</li> <li>Right-angle shaft arrangement: from page 4/3 onwards</li> </ul>
<b>Complete the article number</b> 1. Output shaft geometry 2. Type of installation 3. Selection of mounting position	<ul style="list-style-type: none"> <li>Output shaft geometry:               <ul style="list-style-type: none"> <li>- Selection guide: page 2/7</li> <li>- Dimensions of coaxial version: page 3/96</li> <li>- Dimensions of right-angled version: page 4/81</li> </ul> </li> <li>Installation: see pages 10/2 to 10/5</li> <li>Mounting position:               <ul style="list-style-type: none"> <li>- Overview, see pages 1/4 and 1/5</li> <li>- Ordering data, see pages 10/7 and 10/8</li> </ul> </li> </ul>
<b>Selection of other options and properties</b>	See Chapter 9

1)  $f_2 = 1$  for electric motors.



## Configuring guide

### Configuring SIP planetary geared motors and SIP planetary gear units

#### Configuring sequence – selection according to power output

##### Configuring (continued)

##### Selection according to power output – planetary gear unit (for selection according to torque, see page 2/6)

Selection sequence	Notes, references
<ul style="list-style-type: none"> <li>Power rating of driven machine <math>P_2</math> or</li> <li>Motor nominal power <math>P_N</math></li> <li>Speed of driven machine <math>n_2</math></li> </ul>	Primary input variables
<b>Planetary gear unit</b> (gear unit with motor: see page 2/2)	Type of drive concept
<b>Calculate the required operational torque:</b>  $T_2 = \frac{P_2 \times 9550}{n_2}$	<ul style="list-style-type: none"> <li><math>T_2</math> → operational torque – definition page 2/8</li> <li><math>P_2</math> → required motor power – definition page 2/9</li> <li><math>n_2</math> → speed of driven machine – definition page 2/8</li> </ul>
<b>Specification of service factor</b> $f_B$ – selection according to application:  $f_B = f_1 \times f_2$ or defined according to customer requirements	<ul style="list-style-type: none"> <li><math>f_B</math> → service factor – definition page 2/10</li> <li><math>f_1</math> → factor for driven machine – definition page 2/9</li> <li><math>f_2</math> → factor for prime mover – definition page 2/9</li> <li><math>f_1</math> values: page 2/11</li> <li><math>f_2</math> values: page 2/12</li> </ul>
<b>Calculate the required gear unit nominal torque:</b>  $T_{2\text{req}} = T_2 \times f_B$	<ul style="list-style-type: none"> <li><math>T_{2\text{req}}</math> → required gear unit nominal torque – definition page 2/8</li> <li><math>T_2</math> → see first step</li> <li><math>f_B</math> → service factor, see previous step</li> </ul>
<b>Select the gear unit size</b>  $T_{2N} \geq T_{\text{req}}$	<ul style="list-style-type: none"> <li><math>T_{2N}</math> → gear unit nominal torque – definition page 2/8</li> <li><math>T_{2N}</math> values: page 2/12</li> </ul>
<b>Selection of shaft arrangement of gear unit</b>	Coaxial or at right angles
<b>Select a gear unit with <math>i_{\text{tot}}</math> or <math>n_2</math></b>	<ul style="list-style-type: none"> <li><math>i_{\text{tot}}</math> → total transmission ratio – definition page 2/8</li> <li>Coaxial shaft arrangement: Chapter 5</li> <li>Right-angle shaft arrangement: Chapter 6</li> </ul>
<b>Select an adapter type (motor flange)</b> The adapter selection depends on the type of motor selected.	Adapter types: page 5/2 or page 6/2
<b>Thermal capacity check</b> <u>O4/O5:</u> The thermal limits of application are determined by the input drive assembly (SIMOGEAR geared motor). <u>O2:</u>  $P_2 \leq P_G \times f_4 \times f_6$	<ul style="list-style-type: none"> <li>As a general rule, the solutions offered in Chapters 5 and 6 are safe and reliable in operation up to a motor speed of 1500 rpm and an ambient temperature of 40 °C.</li> <li>See Catalog MD 50.1 for configuring guide</li> <li>An arithmetic analysis is performed for O2 variants.</li> <li><math>P_G</math> → thermal capacity – definition page 2/9</li> <li><math>P_G</math> values: from page 2/13 onwards</li> <li><math>f_4</math> → thermal factor – definition page 2/10</li> <li><math>f_6</math> → altitude factor – definition page 2/10</li> <li><math>f_4</math> and <math>f_6</math> values: page 2/12</li> </ul>
<b>Calculation of the maximum permissible torque</b>  $T_{\text{max}} = \frac{T_{2N}}{f_3}$ The maximum permissible torque must not be exceeded by torques produced during peak operation, startup or braking.	<ul style="list-style-type: none"> <li><math>T_{\text{max}}</math> → maximum torque – definition page 2/8</li> <li><math>T_{2N}</math> → gear unit nominal torque – definition page 2/8</li> <li><math>T_{2N}</math> values: page 2/12</li> <li><math>f_3</math> → peak torque factor – definition page 2/9</li> <li><math>f_3</math> values: page 2/12</li> </ul>
<b>Read article number from table</b>	<ul style="list-style-type: none"> <li>Coaxial shaft arrangement: from page 3/3 onwards</li> <li>Right-angle shaft arrangement: from page 4/3 onwards</li> </ul>
<b>Complete the article number</b> 1. Output shaft geometry 2. Type of installation 3. Selection of mounting position	<ul style="list-style-type: none"> <li>Output shaft geometry:               <ul style="list-style-type: none"> <li>Selection guide: page 2/7</li> <li>Dimensions of coaxial version: page 3/96</li> <li>Dimensions of right-angled version: page 4/81</li> </ul> </li> <li>Installation: see pages 10/2 to 10/5</li> <li>Mounting position:               <ul style="list-style-type: none"> <li>Overview, see pages 1/4 and 1/5</li> <li>Ordering data, see pages 10/7 and 10/8</li> </ul> </li> </ul>
<b>Selection of other options and properties</b>	See Chapter 9

## Configuring (continued)

**Selection according to operational torque  $T_2$  – planetary geared motor** (for selection according to power output, see page 2/3)

Selection sequence	Notes, references
<ul style="list-style-type: none"> <li>Operational torque <math>T_2</math></li> <li>Speed of driven machine <math>n_2</math></li> </ul>	Primary input variables
<b>Planetary geared motor</b> (gear unit without motor: see page 2/5)	Type of drive concept
<b>Specification of service factor</b> $f_B$ – selection according to application:  $f_B = f_1 \times f_2^{1)}$ or defined according to customer requirements	<ul style="list-style-type: none"> <li><math>f_B</math> → service factor – definition page 2/10</li> <li><math>f_1</math> → factor for driven machine – definition page 2/9</li> <li><math>f_2</math> → factor for prime mover – definition page 2/9</li> <li><math>f_1</math> values: page 2/11</li> </ul>
<b>Calculate the required gear unit nominal torque:</b>  $T_{2\text{req}} = T_2 \times f_B$	<ul style="list-style-type: none"> <li><math>T_{2\text{req}}</math> → required gear unit nominal torque – definition page 2/8</li> <li><math>T_2</math> → see first step</li> <li><math>f_B</math> → service factor, see previous step</li> </ul>
<b>Select the gear unit size</b>  $T_{2N} \geq T_{\text{req}}$	<ul style="list-style-type: none"> <li><math>T_{2N}</math> → gear unit nominal torque – definition page 2/8</li> <li><math>T_{2N}</math> values: page 2/12</li> </ul>
<b>Selection of shaft arrangement of geared motor</b>	Coaxial or at right angles
<b>Thermal capacity check</b>  The thermal limits of application are determined by the input drive assembly (SIMOGEAR geared motor).	As a general rule, the solutions offered in Chapters 3 and 4 are safe and reliable in operation up to a motor speed of 1500 rpm and an ambient temperature of up to 40 °C. See Catalog MD 50.1 for configuring guide
<b>Calculation of the maximum permissible torque</b>  $T_{\text{max}} = \frac{T_{2N}}{f_3}$ The maximum permissible torque must not be exceeded by torques produced during peak operation, startup or braking.	<ul style="list-style-type: none"> <li><math>T_{\text{max}}</math> → maximum torque – definition page 2/8</li> <li><math>T_{2N}</math> → gear unit nominal torque – definition page 2/8</li> <li><math>T_{2N}</math> values: page 2/12</li> <li><math>f_3</math> → peak torque factor – definition page 2/9</li> <li><math>f_3</math> values: page 2/12</li> <li>Factors for starting torque: from page 8/7 onwards</li> </ul>
<b>Read article numbers from table</b>	<ul style="list-style-type: none"> <li>Coaxial shaft arrangement: from page 3/3 onwards</li> <li>Right-angle shaft arrangement: from page 4/3 onwards</li> </ul>
<b>Complete the article number</b> <ol style="list-style-type: none"> <li>Output shaft geometry</li> <li>Type of installation</li> <li>Selection of mounting position</li> </ol>	<ul style="list-style-type: none"> <li>Output shaft geometry:               <ul style="list-style-type: none"> <li>- Selection guide: page 2/7</li> <li>- Dimensions of coaxial version: page 3/96</li> <li>- Dimensions of right-angled version: page 4/81</li> </ul> </li> <li>Installation: see pages 10/2 to 10/5</li> <li>Mounting position:               <ul style="list-style-type: none"> <li>- Overview, see pages 1/4 and 1/5</li> <li>- Ordering data, see pages 10/7 and 10/8</li> </ul> </li> </ul>
<b>Selection of other options and properties</b>	See Chapter 9

<sup>1)</sup>  $f_2 = 1$  for electric motors.

## Configuring guide

### Configuring SIP planetary geared motors and SIP planetary gear units

#### Configuring sequence – selection according to torque

##### Configuring (continued)

##### Selection according to operational torque $T_2$ – planetary gear unit (for selection according to power output, see page 2/4)

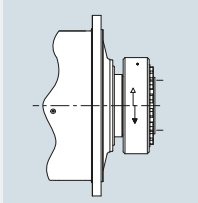
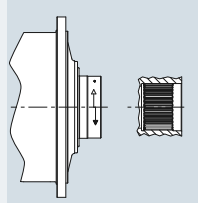
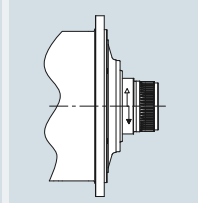
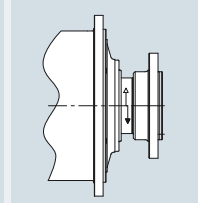
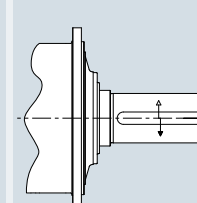
Selection sequence	Notes, references
<ul style="list-style-type: none"> <li>Operational torque <math>T_2</math></li> <li>Speed of driven machine <math>n_2</math></li> </ul>	Primary input variables
<b>Planetary gear unit</b> (Geared motor: see page 2/4)	Type of drive concept
<b>Specification of service factor</b> $f_B$ – selection according to application: $f_B = f_1 \times f_2$ or defined according to customer requirements	<ul style="list-style-type: none"> <li><math>f_B</math> → service factor – definition page 2/10</li> <li><math>f_1</math> → factor for driven machine – definition page 2/9</li> <li><math>f_2</math> → factor for prime mover – definition page 2/9</li> <li><math>f_1</math> values: page 2/11</li> <li><math>f_2</math> values: page 2/12</li> </ul>
<b>Calculate the required gear unit nominal torque:</b> $T_{2\text{req}} = T_2 \times f_B$	<ul style="list-style-type: none"> <li><math>T_{2\text{req}}</math> → required gear unit nominal torque – definition page 2/8</li> <li><math>T_2</math> → see first step</li> <li><math>f_B</math> → service factor, see previous step</li> </ul>
<b>Select the gear unit size</b> $T_{2N} \geq T_{\text{req}}$	<ul style="list-style-type: none"> <li><math>T_{2N}</math> → gear unit nominal torque – definition page 2/8</li> <li><math>T_{2N}</math> values: page 2/12</li> </ul>
<b>Selection of shaft arrangement of gear unit</b>	Coaxial or at right angles
<b>Select a gear unit with <math>i_{\text{tot}}</math> or <math>n_2</math></b>	<ul style="list-style-type: none"> <li><math>i_{\text{tot}}</math> → total transmission ratio – definition page 2/8</li> <li>Coaxial shaft arrangement: Chapter 5</li> <li>Right-angle shaft arrangement: Chapter 6</li> </ul>
<b>Select an adapter type (motor flange)</b> The adapter selection depends on the type of motor selected.	Adapter types: page 5/2 or page 6/2
<b>Thermal capacity check</b> O4/O5: The thermal limits of application are determined by the input drive assembly (SIMOGEAR geared motor). O2: $P_2 \leq P_G \times f_4 \times f_6$	<ul style="list-style-type: none"> <li>As a general rule, the solutions offered in Chapters 5 and 6 are safe and reliable in operation up to a motor speed of 1500 rpm and an ambient temperature of 40 °C.</li> <li>See Catalog MD 50.1 for configuring guide</li> <li>An arithmetic analysis is performed for O2 variants.</li> <li><math>P_G</math> → thermal capacity – definition page 2/9</li> <li><math>P_G</math> values: from page 2/13 onwards</li> <li><math>f_4</math> → thermal factor – definition page 2/10</li> <li><math>f_6</math> → altitude factor – definition page 2/10</li> <li><math>f_4</math> and <math>f_6</math> values: page 2/12</li> </ul>
<b>Calculation of the maximum permissible torque</b> $T_{\text{max}} = \frac{T_{2N}}{f_3}$ The maximum permissible torque must not be exceeded by torques produced during peak operation, startup or braking.	<ul style="list-style-type: none"> <li><math>T_{\text{max}}</math> → maximum torque – definition page 2/8</li> <li><math>T_{2N}</math> → gear unit nominal torque – definition page 2/8</li> <li><math>T_{2N}</math> values: page 2/12</li> <li><math>f_3</math> → peak torque factor – definition page 2/9</li> <li><math>f_3</math> values: page 2/12</li> </ul>
<b>Read article number from table</b>	<ul style="list-style-type: none"> <li>Coaxial shaft arrangement: from page 3/3 onwards</li> <li>Right-angle shaft arrangement: from page 4/3 onwards</li> </ul>
<b>Complete the article number</b> 1. Output shaft geometry 2. Type of installation 3. Selection of mounting position	<ul style="list-style-type: none"> <li>Output shaft geometry:               <ul style="list-style-type: none"> <li>Selection guide: page 2/7</li> <li>Dimensions of coaxial version: page 3/96</li> <li>Dimensions of right-angled version: page 4/81</li> </ul> </li> <li>Installation: see pages 10/2 to 10/5</li> <li>Mounting position:               <ul style="list-style-type: none"> <li>Overview, see pages 1/4 and 1/5</li> <li>Ordering data, see pages 10/7 and 10/8</li> </ul> </li> </ul>
<b>Selection of other options and properties</b>	See Chapter 9

**Configuring** (continued)**Low speed shaft (LSS)**

The low speed shaft can be connected to the customer's machine in various different ways. A positively-driven or a friction-locked connection can be used. The following factors are important in selecting a suitable connection:

1. Operating mode and application
2. Environmental conditions
3. Requirements in terms of installation and detachability of the connection
4. General drive arrangement:
  - Mounted on machine shaft (piggy back)
  - Mounted on foundation/flange (fixed)
5. Total costs associated with connection

The following summary is intended as a guide to assist with the selection of a suitable LSS:

					
Type	Hollow shaft for shrink disk (D)	Hollow shaft with spline in accordance with DIN 5480 (K)	Cylindrical shaft end with spline in accordance with DIN 5480 (A) <sup>1)</sup>	Cylindrical shaft end flange shaft (F) <sup>1)</sup>	Cylindrical shaft end with parallel key (S) <sup>1)</sup>
Characteristic	<ul style="list-style-type: none"> <li>• No additional coupling element required</li> <li>• Machine shaft manufacture is simple</li> <li>• Friction-locked connection</li> </ul>	<ul style="list-style-type: none"> <li>• No additional coupling element required</li> <li>• Machine shaft manufacture is complex</li> <li>• Positively-driven connection</li> </ul>	<ul style="list-style-type: none"> <li>• No additional coupling element required</li> <li>• Machine shaft manufacture is complex</li> <li>• Positively-driven connection</li> </ul>	<ul style="list-style-type: none"> <li>• Additional coupling element required</li> <li>• Machine shaft manufacture is moderately difficult to complex</li> <li>• Friction-locked connection</li> </ul>	<ul style="list-style-type: none"> <li>• Additional coupling element required</li> <li>• Machine shaft manufacture is moderately difficult</li> <li>• Positively-driven connection</li> </ul>
Drive mounted directly on machine shaft with torque arm <sup>3)</sup>	+++	- <sup>2)</sup>	- <sup>2)</sup>	+++	- <sup>2)</sup>
Drive mounted on foundation <sup>4)</sup>	+	+	+++	++	+++
Drive mounted on machine flange	+	+++	+	+	++
Short overall length	+	++	++	+++	+
Small installation space	+	+	+	+++	++
Highly corrosive environment (C5)	+	+	+	++	+++
Easy to detach	+	++	++	+++	+
Less complex connection including connecting element and machine shaft (most economical)	+++	+	+	++	++
Intermittent duty, non-periodic and periodic duty (S3-S9)	+++	++	++	++	+

<sup>1)</sup> Hollow shaft for manufacturing reasons.

<sup>2)</sup> No axial lock is provided for this shaft type as standard. When directly mounted on the machine shaft, the spatial position is therefore under-determined.

<sup>3)</sup> For standard torque arms, see page 10/2.

<sup>4)</sup> For standard foot, see page 10/5.

## Configuring guide

### Configuring SIP planetary geared motors and SIP planetary gear units

#### Key to symbols

#### Configuring (continued)

##### Operational torque $T_2$

The term "operational torque" refers to the torque that is required to create a suitable drive system for the customer's process. The operational torque does not include any supplementary factors that may be relevant for the selection of an appropriate drive unit.

Depending on the individual application, the operational torque curve can be almost linear, or variable/cyclical. For an application with a variable torque curve, it is possible to calculate an equivalent torque, i.e. to convert the variable torque into a quasi linear curve.

See [variable output/torque](#).

##### Variable output/torque

For driven machines with constant speeds and variable power ratings the gear unit can be designed according to the equivalent power rating. For this a working cycle where phases I, II ... n require power  $P_I, P_{II} \dots P_n$  and the respective power ratings operate for time fractions  $X_I, X_{II} \dots X_n$  is taken as a basis. The equivalent power rating can be calculated from these specifications with the following formula:

$$P_{2eq} = \sqrt[6.6]{P_I^{6.6} \times \frac{X_I}{100} + P_{II}^{6.6} \times \frac{X_{II}}{100} + \dots + P_n^{6.6} \times \frac{X_n}{100}}$$

The size of the gear unit can then be determined analogously to points 1.1 ... 1.5 and 3.

The following applies:

$$P_{2N} \geq P_{2eq} \times f_1 \times f_2$$

Then, when  $P_{2N}$  has been determined, the power and time fractions must be checked by applying the following requirements:

- The individual power fractions  $P_I, P_{II} \dots P_n$  must be greater than  $0.4 \times P_{2N}$ .
- The individual power fractions  $P_I, P_{II} \dots P_n$  must not exceed  $1.4 \times P_{2N}$ .
- If power fractions  $P_I, P_{II} \dots P_n$  are greater than  $P_{2N}$ , the sum of time fractions  $X_I, X_{II} \dots X_n$  must not exceed 10%.

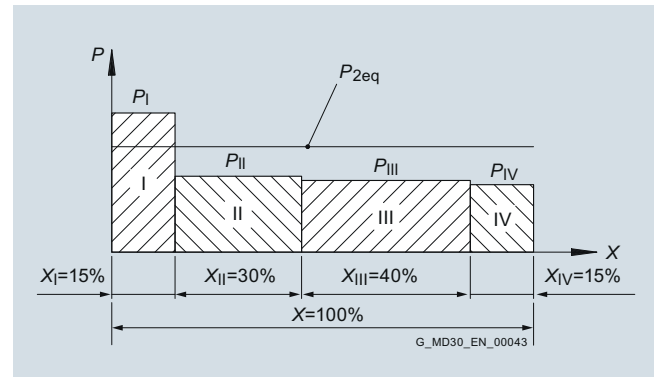
If any one of the three requirements is not met,  $P_{2eq}$  must be recalculated.

It must be borne in mind that a brief peak power rating not included in the calculation of  $P_{2eq}$  must not be greater than  $P_{max} = 1.5 \times P_{2N}$ .

In applications where the torque is variable but the speed constant, the gear unit can be designed on the basis of the so called equivalent torque.

A gear unit design which is finite-life fatigue-resistant can be sufficient for certain applications. This includes, for example, sporadic operation (e.g. lockgate drives).

Example: Service classification



In the case of a service classification, you will need to contact us.

##### Required nominal torque $T_{2req}$

The term "required nominal torque" refers to the torque that is required to create a suitable drive system for the customer's process. This includes the selected correction factors such as the **factor for driven machine  $f_1$**  and the **factor for prime mover  $f_2$** .

##### Gear unit nominal torque $T_{2N}$

The term "gear unit nominal torque" refers to the torque that may be applied continuously to the low speed shaft of the relevant gear unit.

##### Maximum gear unit torque $T_{2max}$

The term "maximum torque" refers to the highest permissible torque that may be briefly applied to the relevant gear unit.

It is calculated from the nominal torque  $T_{2N}$  and the peak torque factor  $f_3$  of the relevant application.

$$T_{2max} = \frac{T_{2N}}{f_3}$$

The maximum torque must not be exceeded by torques produced during peak operation, startup, braking, etc.

##### Prime mover speed $n_1$

The term "prime mover speed" refers to the speed produced by the prime mover (electric, hydraulic or air motor, or combustion engine). The speed curve can be linear or cyclical.

##### Gear unit output speed $n_2$

The term "gear unit output speed" refers to the speed of the low speed gear unit shaft as a function of the **prime mover speed** and the **ratio** of the gear unit. The gear unit output speed is not always the same as the setpoint quantity **speed of driven machine**. A gear unit with an output speed closest to the setpoint quantity must be selected. If the divergence between the two speeds is still unacceptable, the deviation can be minimized further or completely eliminated by varying the **speed of the prime mover** (e.g. by installing a frequency converter).

##### Total transmission ratio $i_{tot}$

The total transmission ratio is the ratio between  $n_1$  and  $n_2$ .

$$i_{tot} = \frac{n_1}{n_2}$$

**Configuring** (continued)**Ambient temperature  $t_A$** 

The temperature of the environment in which a drive operates has a huge influence on the thermal budget of the gear unit and therefore directly affects its endurance and service life.

The higher the ambient temperature, the higher the operating temperature of the gear unit. The higher the operating temperature of the gear unit, the higher the stress on the lubricant/oil. The specified product characteristics are in turn largely attributable to the lubricant/oil used.

Likewise, very low ambient temperatures have a direct influence on the gear unit design. Extremely low temperatures can alter the mechanical properties of the materials used in the manufacture of individual components. Depending on the type of temperature-related stress, counter-measures (such as startup temperature limiting or use of an oil heating system) must be taken.

The manufacturer must always be consulted if the ambient temperature for an application is lower than  $-40\text{ °C}$  or higher than  $50\text{ °C}$ .

**Required motor power  $P_2$  (power rating of driven machine)**

The term "required motor power" refers to the motor power output that is needed in order to create a suitable drive system for the customer's process. The required motor power depends on the speed at which the driven machine is required to operate. It is also referred to as the "power rating of the driven machine". The required motor power might also include correction factors depending on the **duty type** and **ambient conditions**. These correction factors might be:

- $k_{ED}$  – factor for increased power
- $Z_{perm}$  – permissible switching frequency
- $k_{HT}$  – factor for coolant temperature and installation altitude

For further information about factors, refer to Catalog MD 50.1, Chapter 2, Configuring a three-phase motor, or refer to the relevant motor catalog.

**Motor nominal power  $P_N$** 

The motor nominal power is the nominal output power of the prime mover.

**Thermal capacity  $P_G$** 

The term "thermal capacity" expresses the power that can be continuously transmitted by the gear unit at a specific ambient temperature. If the input power to the gear unit exceeds the thermal capacity of the gear unit over a prolonged period of time, its service life will be reduced and/or gear components will be damaged. The thermal capacity depends on the following factors:

- **Size of the gear unit** – the larger the selected gear unit, the higher its thermal capacity.
- **Ambient temperature** – the higher the ambient temperature, the lower the thermal capacity of the gear unit (because less heat can be dissipated to the environment).
- **Installation altitude** – the higher the altitude at which the gear unit operates, the less heat can be absorbed by the environment (see **altitude factor**).
- **Wind speed** – the greater the wind speed, the greater the volume of heat that can be dissipated to the environment (air cooling principle).
- **Speed of prime mover  $n_1$  and gear unit output speed  $n_2$**  – the higher the speed of a gear stage, the higher the associated heat losses and thus the higher the temperature rise in the gear unit.

**Note:** It may be possible to reduce heat losses and thus also the temperature rise in the gear unit by selecting a suitable oil grade and oil viscosity. Please contact the manufacturer for further information.

**Maximum output power  $P_{max}$** 

The term "maximum output power" refers to the maximum permissible short-time power output of the gear unit. The maximum output power is dependent on various parameters and must be recalculated for each gear unit design. The gear unit power output must never exceed this maximum value.

**On-load factor  $E_D$** 

The term "on-load factor" refers to continuous operation of an item of equipment (drive system), expressed as a percentage, over a given time period or, when no specific time period is stated, over a period of ten minutes.

	Period
100 %	10 min operation
80 %	8 min operation, 2 min interruption
60 %	6 min operation, 4 min interruption
...	...

**Factor for driven machine  $f_1$** 

Three criteria are generally taken into account in the design of gear units:

- Design features of the gear unit (type of machine elements, materials used, etc.)
- Design features of the driven machine
- Specific features of the type of application (load cycle)

In most cases, insufficiently accurate data about customer-specific features such as design details or load cycle are available at the time a gear unit is configured. These unknown variables are expressed as a percentage in the factor for the driven machine.

**Factor for prime mover  $f_2$** 

The factor for the prime mover takes into account the characteristics of the driving motor and its influence on the gear unit. Owing to their irregular torque curve, piston stroke engines have the most serious affect on gear units. Since this type of prime mover is rarely or only sporadically deployed in industry, it is safe to assume a prime mover factor of 1.0 for most applications.

**Peak torque factor  $f_3$** 

The peak torque factor takes into account two basic load scenarios, i.e. **pulsating load and alternating load**.

*The correction factor can be understood as the product of these two load types and it corrects the performance capability of the gear unit accordingly.*

The following generalized statement is true:

The more frequently a peak load occurs, the lower the performance capability of the gear unit.

If this peak load occurs in conjunction with a reversal in the direction of load, the loss of performance of the gear unit is even greater.

Elements of a load cycle that influence the design of a gear unit:

- Number of load peaks per hour
- Reversal in direction of load



## Configuring guide

### Configuring SIP planetary geared motors and SIP planetary gear units

#### Key to symbols

#### Configuring (continued)

##### Thermal factor $f_t$

The thermal factor corrects the thermal performance capability of the gear unit, i.e. its **thermal capacity**, under conditions that deviate from normal values. The thermal factor is influenced by two parameters, i.e. the **ambient temperature** and the relative **on-load factor**.

Standard values:

20 °C  $t_A$  and  $E_D$  100 %

30 °C  $t_A$  and  $E_D$  60 %

For other values, please use the information in the table on page 2/12.

##### Altitude factor $f_a$

The altitude at which the gear unit is installed influences the thermal performance capability of the gear unit, i.e. its **thermal capacity**. The higher the installation altitude of the drive, the lower the volume of heat that can be dissipated via the housing surface (convection).

##### Service factor $f_B$

The service factor is a mechanical engineering parameter that combines the load types and specific features associated with a particular application, and with the motor and gear unit for design purposes. The service factor therefore has a decisive influence on the selection of an optimum gear unit.

A distinction is made between the following two key determinants:

- Prime mover
- Driven machine

The service factor is calculated as follows:

$$f_B = f_1 \times f_2$$

Provided that the prime mover has a uniform torque curve (electric or hydraulic motors, turbines), this influence can be ignored (see [factor for prime mover  \$f\_2\$](#) ).

For the majority of customer applications, this means that the service factor can be set to the same value as the **factor for the driven machine  $f_1$** .

If the service factor is too low, there is a risk that the gear unit will be unintentionally underdimensioned. This would result in higher wear and thus potentially premature failure of the gear unit. An excessively high service factor would by contrast result in an overdimensioned gear unit, possibly resulting in a poorer competitive position due to selection of an oversized gear unit.

The service factor can be referred to the motor power output  $P_N$  or to the power rating of the driven machine  $P_2$ .

$P_2$  is often used in the calculation in the case of large motor reserves. With this method of calculation, however, it must also be ensured that the maximum torque  $P_{max}$  of the gear unit is never exceeded.

In order to select the most optimum service factor possible, we recommend the following procedure:

Specification of the **factor of the driven machine  $f_1$**  by the customer – the system manufacturer generally has the greatest expertise and knowledge with respect to load cycles and load characteristics of the relevant application.

If this information is not available, then the following procedure is recommended:

If there is insufficient information available about the load cycle and or the on-load factor, it is possible to select a **factor for the driven machine  $f_1$**  on the basis of the following overview.

## Configuring (continued)

Factor for driven machine  $f_1$ 

Driven machines	Effective operating period under load in hours		
	≤ 0.5	> 0.5 - 10	> 10
<b>Waste water</b>			
• Thickeners (central drive)	–	–	1.2
• Filter presses	1.0	1.3	1.5
• Flocculation apparatus	0.8	1.0	1.3
• Aerators	–	1.8	2.0
• Raking equipment	1.0	1.2	1.3
• Combined longitudinal and rotary rakes	1.0	1.3	1.5
• Pre-thickeners	–	1.1	1.3
• Screw pumps	–	1.3	1.5
• Water turbines	–	–	2.0
<b>Pumps</b>			
• Centrifugal pumps	1.0	1.2	1.3
• Positive-displacement pumps			
- 1 piston	1.3	1.4	1.8
- > 1 piston	1.2	1.4	1.5
<b>Excavators</b>			
• Bucket conveyors	–	1.6	1.6
• Dumping devices	–	1.3	1.5
• Caterpillar traveling gears	1.2	1.6	1.8
<b>Bucket wheel excavators</b>			
- as pick-up	–	1.7	1.7
- for primitive material	–	2.2	2.2
• Cutter heads	–	2.2	2.2
• Slewing gears <sup>1)</sup>	–	1.4	1.8
<b>Plate bending machines <sup>1)</sup></b>			
	–	1.0	1.0
<b>Chemical industry</b>			
• Extruders	–	–	1.6
• Dough mills	–	1.8	1.8
• Rubber calenders	–	1.5	1.5
• Cooling drums	–	1.3	1.4
<b>Mixers for</b>			
- uniform media	1.0	1.3	1.4
- non-uniform media	1.4	1.6	1.7
<b>Agitators for/media with</b>			
- uniform density	1.0	1.3	1.5
- non-uniform density	1.2	1.4	1.6
- non-uniform gas absorption	1.4	1.6	1.8
• Toasters	1.0	1.3	1.5
• Centrifuges	1.0	1.2	1.3
<b>Metal working mills</b>			
• Plate tilters	1.0	1.0	1.2
• Ingot pushers	1.0	1.2	1.2
• Winding machines	–	1.6	1.6
• Cooling bed transfer frames	–	1.5	1.5
• Roller straighteners	–	1.6	1.6
<b>Roller tables</b>			
- continuous	–	1.5	1.5
- intermittent	–	2.0	2.0
• Reversing tube mills	–	1.8	1.8
<b>Shears</b>			
- continuous <sup>1)</sup>	–	1.5	1.5
- crank type <sup>1)</sup>	1.0	1.0	1.0
• Continuous casting drivers <sup>1)</sup>	–	1.4	1.4

Driven machines	Effective operating period under load in hours		
	≤ 0.5	> 0.5 - 10	> 10
<b>Rolls</b>			
- Reversing blooming mills	–	2.5	2.5
- Reversing slabbing mills	–	2.5	2.5
- Reversing wire mills	–	1.8	1.8
- Reversing sheet mills	–	2.0	2.0
- Reversing plate mills	–	1.8	1.8
• Roll adjustment drives	0.9	1.0	–
<b>Conveyors</b>			
• Bucket conveyors	–	1.4	1.5
• Hauling winches	1.4	1.6	1.6
• Hoists	–	1.5	1.8
• Belt conveyors ≤ 150 kW	1.0	1.2	1.3
• Belt conveyors ≥ 150 kW	1.1	1.3	1.4
• Goods lifts <sup>1)</sup>	–	1.2	1.5
• Passenger lifts <sup>1)</sup>	–	1.5	1.8
• Apron conveyors	–	1.2	1.5
• Escalators	1.0	1.2	1.4
• Railway vehicles	–	1.5	–
<b>Frequency converters, electromechanical</b>			
	–	1.8	2.0
<b>Reciprocating compressors</b>			
	–	1.8	1.9
<b>Cranes <sup>2)</sup></b>			
• Slewing gears <sup>1)</sup>	1.0	1.4	1.8
• Luffing gears	–	On request	–
• Traveling gear	–	On request	–
• Hoisting gear	–	On request	–
• Derricking jib cranes	–	On request	–
<b>Cooling towers</b>			
• Cooling tower fans	–	–	2.0
• Blowers (axial and radial)	–	1.4	1.5
<b>Food industry</b>			
<b>Cane sugar production</b>			
• Cane knives <sup>1)</sup>	–	–	1.7
• Cane mills	–	–	1.7
<b>Beet sugar production</b>			
• Beet cosettes macerators	–	–	1.2
• Extraction plants, mechanical refrigerators, juice boilers	–	–	1.4
• Sugar beet washing machines, sugar beet cutters	–	–	1.5
<b>Paper machines</b>			
• of all kinds <sup>3)</sup>	–	1.8	2.0
• Pulper drives (on request)	–	–	–
<b>Centrifugal compressors</b>			
	–	1.4	1.5
<b>Cable railways</b>			
• Material ropeways	–	1.3	1.4
• To-and-fro system aerial ropeways	–	1.6	1.8
• T-bar lifts	–	1.3	1.4
• Continuous ropeways	–	1.4	1.6
<b>Cement industry</b>			
• Concrete mixers	–	1.5	1.5
• Breakers <sup>1)</sup>	–	1.2	1.4
• Rotary furnaces	–	–	2.0
• Tube mills	–	–	2.0
• Separators	–	1.6	1.6
• Roll crushers	–	–	2.0

**Note:** The listed load parameters are empirical values. Prerequisite for their application is that the machinery and equipment mentioned correspond to generally accepted design and load specifications. In case of deviations from standard conditions, please contact us. For driven machines which are not listed in this table, please refer to us.

Design for power rating of driven machine  $P_2$

<sup>1)</sup> Designed power corresponding to max. torque

<sup>2)</sup> Load can be exactly classified, for instance, according to FEM 1001

<sup>3)</sup> A check for thermal capacity is absolutely essential

## Configuring guide

### Configuring SIP planetary geared motors and SIP planetary gear units

#### Service factors > nominal output torques

#### Configuring (continued)

##### Nominal output torques $T_{2N}$ (kNm)

	Gear unit sizes							
	30	35	37	40	45	50	55	60
Nominal torque $T_{2N}$ (kNm)	10	15	20	25	35	45	65	80

##### Factor for prime mover $f_2$

Machine	Factor for prime mover $f_2$
Electric motors, hydraulic motors, turbines	1.0
Piston engines 4 - 6 cylinders, cyclic variation 1 : 100 to 1 : 200	1.25
Piston engines 1 - 3 cylinders, cyclic variation 1 : 100	1.5

##### Peak torque factor $f_3$

Direction of load	Peak torque factor $f_3$			
	Load peaks per hour			
	1 - 5	6 - 30	31 - 100	> 100
Steady direction of load	0.67	0.86	0.93	1.13
Alternating direction of load	0.93	1.26	1.46	1.66

##### Thermal factor $f_4$

(gear unit without additional cooling)

Ambient temperature $t_A$ in °C	Operating cycle per hour ( $E_D$ ) in %				
	100	80	60	40	20
10	1.14	1.20	1.32	1.54	2.04
20	1.00	1.06	1.16	1.35	1.79
30	0.87	0.93	1.00	1.18	1.56
40	0.71	0.75	0.82	0.96	1.27
50	0.55	0.58	0.64	0.74	0.98

##### Altitude factor $f_6$

Factor	Altitude in meters above sea level				
	up to 1000	up to 2000	up to 3000	up to 4000	up to 5000
$f_6$	1.0	0.95	0.90	0.85	0.80

## Configuring (continued)

**Thermal capacity  $P_G$  for type O2**

$P_G$  (kW) for O2C with horizontal mounting position (M1; M3; M5; M6),  $n_1 \leq 1750$  rpm, regular oil level, not for ATEX <sup>4)</sup>

	Gear unit sizes							
	30	35	37	40	45	50	55	60
$P_G$ in kW for minor air flow, wind speed $\geq 0.5$ m/s <sup>1)</sup>	26	39	43	48	64	81	90	95
$P_G$ in kW for moderate air flow, wind speed $\geq 1.4$ m/s <sup>2)</sup>	36	55	60	67	90	113	126	133
$P_G$ in kW for strong air flow, wind speed $\geq 3.7$ m/s <sup>3)</sup>	49	74	82	91	122	154	171	181

$P_G$  (kW) for O2C with horizontal mounting position (M1; M3; M5; M6), in conjunction with ATEX or oil temperature monitoring by Pt100,  $n_1 \leq 1200$  rpm, increased oil level

	Gear unit sizes							
	30	35	37	40	45	50	55	60
$P_G$ in kW for minor air flow, wind speed $\geq 0.5$ m/s <sup>1)</sup>	20	29	32	36	48	61	68	71
$P_G$ in kW for moderate air flow, wind speed $\geq 1.4$ m/s <sup>2)</sup>	28	41	45	50	67	85	95	99
$P_G$ in kW for strong air flow, wind speed $\geq 3.7$ m/s <sup>3)</sup>	38	55	61	68	91	116	129	135

$P_G$  (kW) for O2C with horizontal mounting position (M1; M3; M5; M6), in conjunction with ATEX or oil temperature monitoring by Pt100,  $n_1 \leq 1500$  rpm, increased oil level <sup>4)</sup>

	Gear unit sizes							
	30	35	37	40	45	50	55	60
$P_G$ in kW for minor air flow, wind speed $\geq 0.5$ m/s <sup>1)</sup>	14	21	24	26	35	45	50	52
$P_G$ in kW for moderate air flow, wind speed $\geq 1.4$ m/s <sup>2)</sup>	20	29	34	36	49	63	70	73
$P_G$ in kW for strong air flow, wind speed $\geq 3.7$ m/s <sup>3)</sup>	27	40	46	49	67	86	95	99

$P_G$  (kW) for O2C with vertical mounting position (M2; M4),  $n_1 \leq 750$  rpm

	Gear unit sizes							
	30	35	37	40	45	50	55	60
$P_G$ in kW for minor air flow, wind speed $\geq 0.5$ m/s <sup>1)</sup>	21	31	34	38	51	65	72	76
$P_G$ in kW for moderate air flow, wind speed $\geq 1.4$ m/s <sup>2)</sup>	29	43	48	53	71	91	101	106
$P_G$ in kW for strong air flow, wind speed $\geq 3.7$ m/s <sup>3)</sup>	40	59	65	72	97	124	137	144

$P_G$  (kW) for O2C with vertical mounting position (M2; M4),  $n_1 \leq 1000$  rpm <sup>4)</sup>

	Gear unit sizes							
	30	35	37	40	45	50	55	60
$P_G$ in kW for minor air flow, wind speed $\geq 0.5$ m/s <sup>1)</sup>	10	16	17	19	26	32	36	38
$P_G$ in kW for moderate air flow, wind speed $\geq 1.4$ m/s <sup>2)</sup>	14	22	24	27	36	45	50	53
$P_G$ in kW for strong air flow, wind speed $\geq 3.7$ m/s <sup>3)</sup>	19	30	32	36	49	61	68	72

The values are applicable for:

- On-load factor: 100 %
- Ambient temperature:  $t_A = 20$  °C
- Type of lubrication: Dip lubrication
- Cooling method: Free convection (without additional cooling)
- Altitude up to 1000 m above sea level

**Thermal capacity  $P_G$  for types O4C, O5C, O5R**

With types O4C, O5C and O5R, the design of the input drive assembly makes it the component that determines the thermal capacity. If the calculated average oil temperature of the geared motor is below the permissible oil temperature, then the planetary gear unit can also be regarded as having sufficient thermal capacity.

For further information, see Catalogs MD 50.1 and MD 50.11 or contact the manufacturer.

<sup>1)</sup> Typical for enclosed rooms, buildings with gates

<sup>2)</sup> Typical for buildings without gates

<sup>3)</sup> Typical for outdoor applications

<sup>4)</sup> PG for higher  $n_1$  available on request

## Configuring guide

### Configuring SIP planetary geared motors and SIP planetary gear units

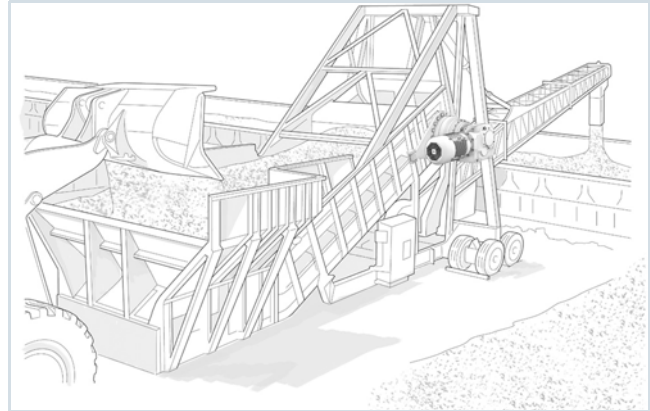
#### Selection example for SIP planetary geared motor

##### Configuring (continued)

##### Application example

Customer data for design example:

- Bevel planetary gear unit
- Hollow shaft with shrink disk
- Mounted with torque arm
- Variant 1: Operational torque  $T_2 = 33500$  Nm is known
- Variant 2: Required power  $P_2 = 3.5$  kW is known
- Input speed of customer system 1.0 rpm
- Maximum 4 starts per hour, duty 24 h/day
- Smooth operation



Selection sequence	Notes, references
<b>Planetary geared motor</b>	Type of drive concept
<b>Variant 1:</b>	Primary input variables
<ul style="list-style-type: none"> <li>• Operational torque <math>T_2</math></li> <li>• Speed of driven machine <math>n_2</math></li> </ul>	
<b>Calculate the required motor power</b>	<ul style="list-style-type: none"> <li>• <math>P_2</math> → required motor power must be calculated</li> <li>• <math>T_2</math> → operational torque (customer data)</li> <li>• <math>n_2</math> → speed of driven machine (customer data)</li> <li>• <math>P_N</math> → motor nominal power assigned by selection of IEC standard motor</li> </ul>
$P_2 = \frac{T_2 \times n_2}{9550} = \frac{33500 \text{ Nm} \times \text{rpm}}{9550} = 3.5 \text{ kW}$ $P_2 \leq P_N \quad P_2 = 3.5 \text{ kW} \leq P_N = 4 \text{ kW}$	
<b>Variant 2:</b>	Primary input variables
<ul style="list-style-type: none"> <li>• Required power <math>P_2</math></li> <li>• Speed of driven machine <math>n_2</math></li> </ul>	
<b>Select the motor nominal power</b>	$P_N$ → is printed in the first column
<ul style="list-style-type: none"> <li>• Coaxial shaft arrangement: <a href="#">Chapter 3</a></li> <li>• Right-angle shaft arrangement: <a href="#">Chapter 4</a></li> </ul>	

$P_N$	$n_2$	$f_B$	$T_2$	$i_{\text{total}}$	$F_{R2,perm}^{1)}$	Short product description	FLENDER SIP planetary gear unit	SIMOGEAR geared motor	Order codes
kW	rpm	-	Nm	-	N		Article No.	Article No.	
4.0	0.83	1.00	46115	1760	121300	O5R50.1760DE112	2LP069.-0HF.0-1CG0	2KJ3510-9GH22-.FR1	-Z H1J+H07
	0.95	1.65	40086	1530	155400	O5R55.1530DE112	2LP069.-0HG.0-7BG0	2KJ3511-9GH22-.FP1	-Z H1J+H08
	0.95	2.04	40086	1530	216200	O5R60.1530DE112	2LP069.-0HH.0-8BG0	2KJ3511-9GH22-.FP1	-Z H1J+H08
	0.99	0.92	38692	1477	107700	O5R45.1477DE112	2LP069.-0HE.0-0CG0	2KJ3510-9GH22-.FQ1	-Z H1J+H07

Catalog excerpt from page 4/18

$P_N$	$n_2$	$f_B$	$T_2$	$i_{\text{total}}$	$F_{R2,perm}^{1)}$	Short product description	FLENDER SIP planetary gear unit	SIMOGEAR geared motor	Order codes
kW	rpm	-	Nm	-	N		Article No.	Article No.	
4.0	0.83	1.00	46115	1760	121300	O5R50.1760DE112	2LP069.-0HF.0-1CG0	2KJ3510-9GH22-.FR1	-Z H1J+H07
	0.95	1.65	40086	1530	155400	O5R55.1530DE112	2LP069.-0HG.0-7BG0	2KJ3511-9GH22-.FP1	-Z H1J+H08
	0.95	2.04	40086	1530	216200	O5R60.1530DE112	2LP069.-0HH.0-8BG0	2KJ3511-9GH22-.FP1	-Z H1J+H08
	0.99	0.92	38692	1477	107700	O5R45.1477DE112	2LP069.-0HE.0-0CG0	2KJ3510-9GH22-.FQ1	-Z H1J+H07

$n_2$  and  $f_B$  → are printed in columns 2 and 3  
For calculation of  $f_B$  → see pages 2/10 and 2/11

Catalog excerpt from page 4/18

$P_N$	$n_2$	$f_B$	$T_2$	$i_{\text{total}}$	$F_{R2,perm}^{1)}$	Short product description	FLENDER SIP planetary gear unit	SIMOGEAR geared motor	Order codes
kW	rpm	-	Nm	-	N		Article No.	Article No.	
4.0	0.83	1.00	46115	1760	121300	O5R50.1760DE112	2LP069.-0HF.0-1CG0	2KJ3510-9GH22-.FR1	-Z H1J+H07
	0.95	1.65	40086	1530	155400	O5R55.1530DE112	2LP069.-0HG.0-7BG0	2KJ3511-9GH22-.FP1	-Z H1J+H08
	0.95	2.04	40086	1530	216200	O5R60.1530DE112	2LP069.-0HH.0-8BG0	2KJ3511-9GH22-.FP1	-Z H1J+H08
	0.99	0.92	38692	1477	107700	O5R45.1477DE112	2LP069.-0HE.0-0CG0	2KJ3510-9GH22-.FQ1	-Z H1J+H07

Catalog excerpt from page 4/18

## Configuring (continued)

Selection sequence	Notes, references
Planetary geared motor	Type of drive concept
Calculate the gear unit size and nominal torque $T_{2N}$	The gear unit size is specified in the short product description. $T_{2N}$ values: <a href="#">page 2/12</a>

$P_N$ kW	$n_2$ rpm	$f_B$ -	$T_2$ Nm	$i_{total}$ -	$F_{R2,perm}^{1)}$ N	Short product description	FLENDER SIP planetary gear unit	SIMOGEAR geared motor	Order codes
							Article No.	Article No.	
4.0	0.83	1.00	46115	1760	121300	O5R50.1760DE112	2LP069.-0HF.0-1CG0	2KJ3510-9GH22.-FR1	-Z H1J+H07
	0.95	1.65	40086	1530	155400	O5F55.1530DE112	2LP069.-0HG.0-7BG0	2KJ3511-9GH22.-FP1	-Z H1J+H08
	0.95	2.04	40086	1530	216200	O5R60.1530DE112	2LP069.-0HH.0-8BG0	2KJ3511-9GH22.-FP1	-Z H1J+H08
	0.99	0.92	38692	1477	107700	O5R45.1477DE112	2LP069.-0HE.0-0CG0	2KJ3510-9GH22.-FQ1	-Z H1J+H07

Thermal verification	Notes, references
$P_2 \leq P_G$	Thermal verification is not required in this instance since the gear unit is an O4/O5 variant, the ambient temperature is less than 40 °C and the motor speed is lower than 1500 rpm.

Calculation of the maximum permissible torque	Notes, references
$T_{max} = \frac{T_{2N}}{f_3} = \frac{65000 \text{ Nm}}{0.67} = 97015 \text{ Nm}$	$T_{max}$ → maximum torque – definition <a href="#">page 2/8</a> $T_{2N}$ → gear unit nominal torque – definition <a href="#">page 2/8</a> $T_{2N}$ values: <a href="#">page 2/12</a> $f_3$ → peak torque factor – definition <a href="#">page 2/9</a> $f_3$ values: <a href="#">page 2/12</a>

The maximum permissible torque must not be exceeded by torques produced during peak operation, startup or braking.

## Read article numbers from table

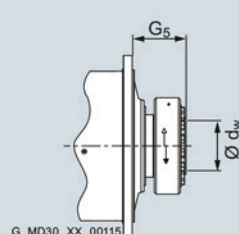
$P_N$ kW	$n_2$ rpm	$f_B$ -	$T_2$ Nm	$i_{total}$ -	$F_{R2,perm}^{1)}$ N	Short product description	FLENDER SIP planetary gear unit	SIMOGEAR geared motor	Order codes
							Article No.	Article No.	
4.0	0.83	1.00	46115	1760	121300	O5R50.1760DE112	2LP069.-0HF.0-1CG0	2KJ3510-9GH22.-FR1	-Z H1J+H07
	0.95	1.65	40086	1530	155400	O5R55.1530DE112	2LP069.-0HG.0-7BG0	2KJ3511-9GH22.-FP1	-Z H1J+H08
	0.95	2.04	40086	1530	216200	O5R60.1530DE112	2LP069.-0HH.0-8BG0	2KJ3511-9GH22.-FP1	-Z H1J+H08
	0.99	0.92	38692	1477	107700	O5R45.1477DE112	2LP069.-0HE.0-0CG0	2KJ3510-9GH22.-FQ1	-Z H1J+H07

Catalog excerpt from page 4/18

Complete the article number	Notes, references
1. Output shaft geometry	Output shaft geometry: Selection guide: <a href="#">page 2/7</a>

## Output

Position of the Article No.	1 to 6	7	8	9	10	11	12	13	14	15	16		
Article No.	2LP069	7	-	0	H	.	.	0	-	0	.	.	0
Gear unit size	0		Hollow shaft for shrink disk										
Dimensions in mm	$G_5$	$\varnothing d_w$ H7											
30	133	90											
35	138	100											
37	149	110											
40	152	120											
45	166	130											
50	167	140											
55	185	165											
60	207	180											



G\_MD30\_XX\_00115

Catalog excerpt from page 4/81



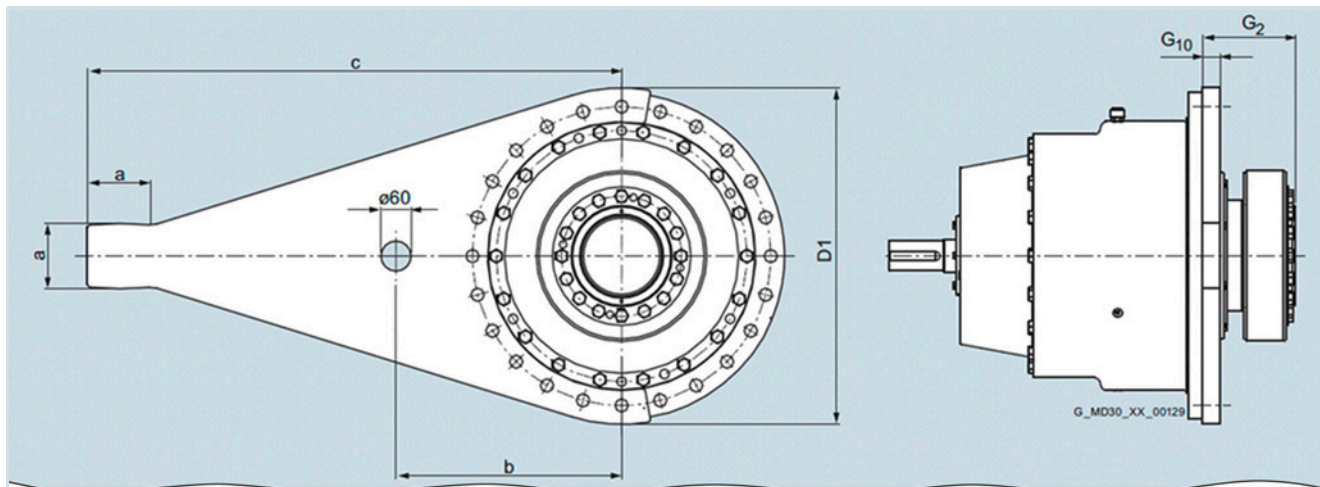
## Configuring guide

Configuring SIP planetary geared motors and SIP planetary gear units

### Selection example for SIP planetary geared motor

#### Configuring (continued)

Selection sequence	Notes, references
Planetary geared motor	Type of drive concept
<b>Complete the article number</b> 2. Type of installation	Installation: see pages 10/2 to 10/5



#### Ordering information

When ordering the housing torque arm, "-Z" must be added to the article number.

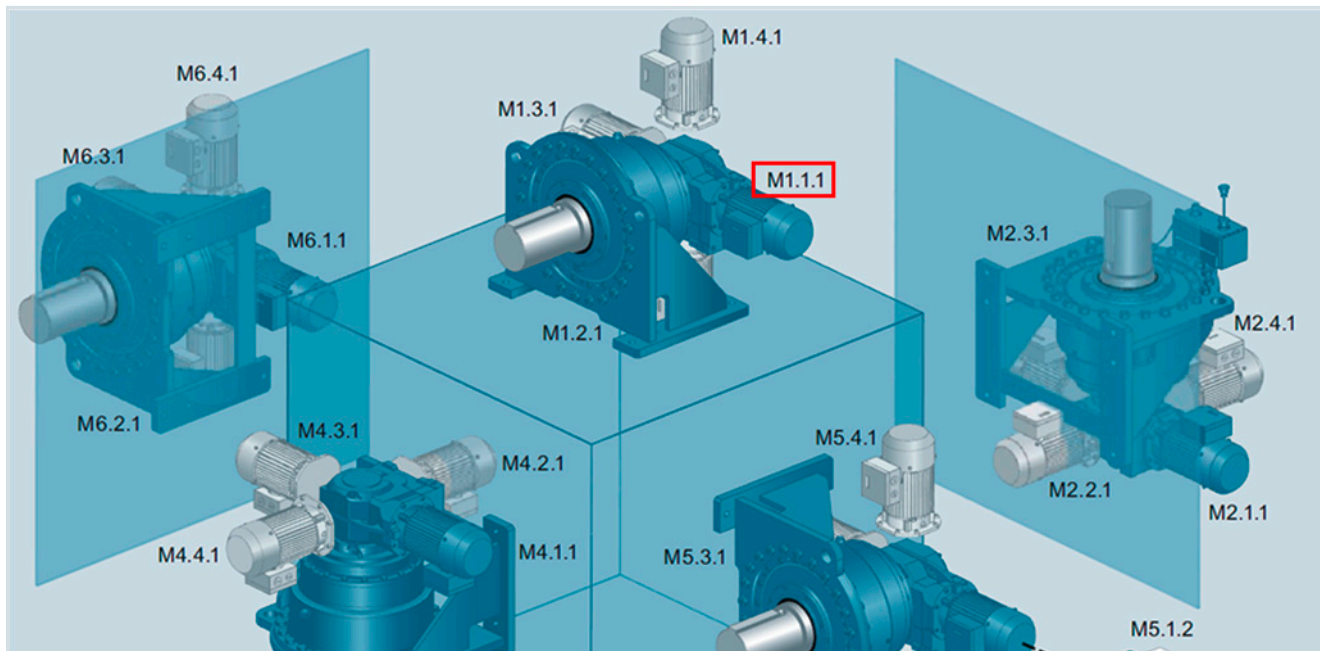
Position of the Article No.	1 to 6	7	8	9	10	11	12	13	14	15	16	Order code
Article No.	2	L	P	0	6	9	.	.	.	.	.	-Z
Prepared for mounting a housing torque arm (single arm)												M11
Housing torque arm (single arm), rigid												M10

Catalog excerpt from page 10/3

#### Complete the article number

3. Selection of mounting position

Mounting position: Overview, see pages 1/4 and 1/5



Catalog excerpt from page 1/5

**Configuring** (continued)

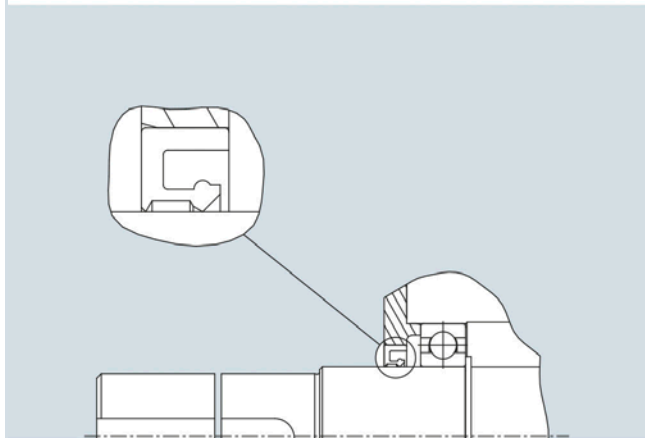
Selection sequence					Notes, references				
Planetary geared motor					Type of drive concept				
<b>Complete the article number</b> 3. Selection of mounting position					Mounting position: Selection and ordering data, see pages 10/7 and 10/8				
<b>Position of the Article No.</b>					Position of the Article No.				
1 to 6 7 - 8 9 10 11 12 - 13 14 15 16 Order code					1 to 6 7 - 8 9 10 11 12 - 13 14 15 16 Order code				
2LP069 . . . . . -Z					2LP069 . . . . . -Z				
<b>Types</b>				Order code for:	<b>Types</b>				Order code for:
Planetary gear unit (O2)	Planetary gear units (O4, O5)	Planetary geared motor (O4, O5)	Mounting position	Oil expansion tank	Planetary gear unit (O2)	Planetary gear units (O4, O5)	Planetary geared motor (O4, O5)	Mounting position	Oil expansion tank
Mounting position	Mounting position	Mounting position			Mounting position	Mounting position	Mounting position		
M1	M1.1	M1.1.1	N00		M3 <sup>1)</sup>	M3.1 <sup>1)</sup>	M3.1.1 <sup>1)</sup>	N32	
		M1.1.2	N01				M3.1.2 <sup>1)</sup>	N33	
		M1.1.3	N02				M3.1.3 <sup>1)</sup>	N34	
		M1.1.4	N03				M3.1.4 <sup>1)</sup>	N35	

Catalog excerpt from page 10/7

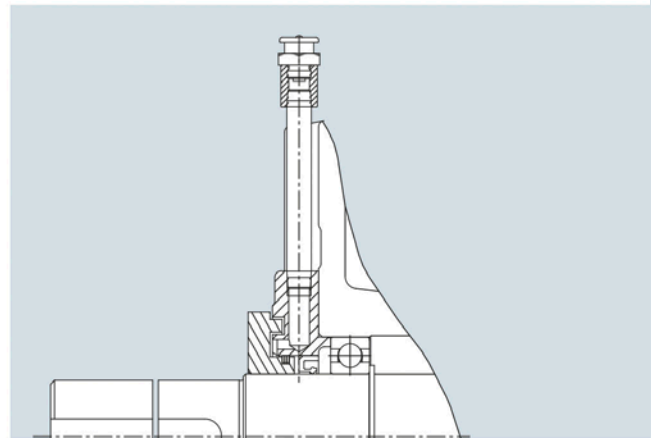
**Selection of other options and properties**

See chapter 9, e.g. shaft seal

**Radial shaft seal**



**Taconite**



**Ordering information**

Position of the Article No.		1 to 6 7 8 9 10 11 12 13 14 15 16													
Article No.		2LP069 . . . . . 1													
<b>Sealing</b>															
<b>Seal on HSS</b>		<b>Seal on LSS</b>													
Radial shaft seal		Radial shaft seal													
Radial shaft seal		Taconite													
Taconite <sup>1)</sup>		Radial shaft seal													
		0													
		1													
		2													

Catalog excerpt from page 9/2

## Configuring guide

### Configuring SIP planetary geared motors and SIP planetary gear units

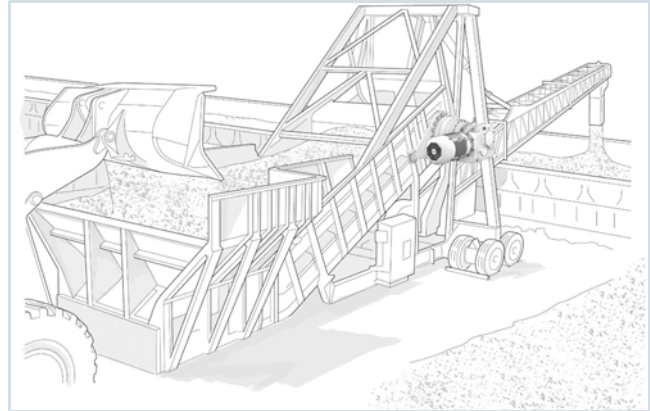
#### Selection example for SIP planetary gear unit

##### Configuring (continued)

##### Application example

Customer data for design example:

- Bevel planetary gear unit
- Hollow shaft with shrink disk
- **Variant 1:**  
Selected motor  $P_N = 4$  kW IEC 112M Siemens LE16....
- **Variant 2:**  
Operational torque  $T_2 = 38200$  Nm is known
- Input speed of customer system 1.0 rpm
- Maximum 4 starts per hour, duty 24 h/day
- Smooth operation

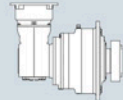


Selection sequence	Notes, references	
<b>Planetary gear unit</b>	Type of drive concept	
<b>Variant 1:</b>	Primary input variables	Start of example calculation process for a planetary gear unit with motor power.
<ul style="list-style-type: none"> <li>• Motor nominal power <math>P_N</math></li> <li>• Speed of driven machine <math>n_2</math></li> </ul>		
<b>Calculate the required motor power</b>	<ul style="list-style-type: none"> <li>• <math>T_2</math> → operational torque</li> <li>• <math>n_2</math> → speed of driven machine (customer data)</li> <li>• <math>P_N</math> → motor nominal power assigned by selection of motor</li> </ul>	In the first step, the operational torque is calculated on the basis of the motor power. Please pay attention to the units of measurement! Motor power in [kW] and speed in [rpm]. The result is measured in unit [Nm].
$T_2 = \frac{P_N \times 9550}{n_2} = \frac{4 \text{ kW} \times 9550}{1 \text{ rpm}} = 38200 \text{ Nm}$		
<b>Variant 2:</b>	Primary input variables	Start of example calculation process for a planetary gear unit with operational torque. Starting the process using the operational torque supplied by the customer allows precise selection.
<ul style="list-style-type: none"> <li>• Operational torque <math>T_2</math></li> <li>• Speed of driven machine <math>n_2</math></li> </ul>		
<b>Calculate the required nominal torque of the gear unit</b>	<ul style="list-style-type: none"> <li>• <math>T_{2\text{req}}</math> → required nominal torque of gear unit</li> <li>• <math>T_2</math> → operational torque</li> <li>• <math>f_B</math> → service factor: <a href="#">pages 2/10 to 2/11</a></li> </ul>	In the second step, the operational torque must be multiplied by the service factor in order to determine the required nominal torque.
$T_{2\text{req}} = T_2 \times f_B = 38200 \text{ Nm} \times 1.5 = 57300 \text{ Nm}$		

Configuring (continued)

Selection sequence	Notes, references
<b>Planetary gear unit</b>	Type of drive concept
<p><b>Calculate the gear unit size and <math>T_{2N}</math>:</b></p> <ul style="list-style-type: none"> <li>Coaxial shaft arrangement: <a href="#">Chapter 5</a></li> <li>Right-angle shaft arrangement: <a href="#">Chapter 6</a></li> </ul>	<p>The gear unit size and the nominal torque <math>T_{2N}</math> are specified in the header</p> <p>Navigate from this step in the catalog to the individual selection tables. These are organized according to the gear unit size or <math>T_N</math>.</p> <p>A suitable gear unit must be selected from these tables according to the customer data.</p>
$T_{2req} \leq T_{2N}$ $57300 \text{ Nm} \leq 65000 \text{ Nm}$	

Planetary gear units, right-angled



Type O.R55 –  $T_2 = 65000 \text{ Nm}$

Selection and ordering data

FLENDER SIP planetary gear unit				Motor adapter													
$i_{tot}$	$n_2$	$F_{R2,perm}$	$R_{ex}$	Article No. supplement for FLENDER SIP planetary gear unit		Adapter size										Article No. supplement for SIMOGEAR motor adapter	
–	rpm	N	–	Type design.		80	90	100	112	132	160	180	200	225	250	4	
				4	K4	80	90	100	112	132	160	180	200	225	250	4	
				2	K2	80	90	100	112	132	160	180	200	225	250	2	
				7	KQ	704	706		708	710						7	
				8	K8				808	810		813		816		8	
				5	K5		140	180		210	250		280	320	360	5	
				3	K3		140	180		210	250		280	320	360	3	
O5R55				Article No. 2LP069.-HG.0-0		Article No. 2KJ3511-9...-F-Z H1J+H08											
1790	0.84	155400	33962432/18975	0	C				✓	✓	✓					Q	1
1530	0.98	155400	3786752/2475	8	B				✓	✓	✓					P	1
1310	1.1	155400	1656704/1265	7	B				✓	✓	✓	✓				N	1

Catalog excerpt from page 6/9

Select  $n_2$

$n_2$  → speed of driven machine or gear unit output speed column 2

The output speed calculations are referred to a motor speed of 1500 rpm. The selected row contains the total transmission ratio, the output speed and possible adapter sizes.

Type O.R55 –  $T_2 = 65000 \text{ Nm}$

Selection and ordering data

FLENDER SIP planetary gear unit				Motor adapter													
$i_{tot}$	$n_2$	$F_{R2,perm}$	$R_{ex}$	Article No. supplement for FLENDER SIP planetary gear unit		Adapter size										Article No. supplement for SIMOGEAR motor adapter	
–	rpm	N	–	Type design.		80	90	100	112	132	160	180	200	225	250	4	
				4	K4	80	90	100	112	132	160	180	200	225	250	4	
				2	K2	80	90	100	112	132	160	180	200	225	250	2	
				7	KQ	704	706		708	710						7	
				8	K8				808	810		813		816		8	
				5	K5		140	180		210	250		280	320	360	5	
				3	K3		140	180		210	250		280	320	360	3	
O5R55				Article No. 2LP069.-HG.0-0		Article No. 2KJ3511-9...-F-Z H1J+H08											
1790	0.84	155400	33962432/18975	0	C				✓	✓	✓					Q	1
1530	0.98	155400	3786752/2475	8	B				✓	✓	✓					P	1
1310	1.1	155400	1656704/1265	7	B				✓	✓	✓	✓				N	1

Catalog excerpt from page 6/9



## Configuring guide

### Configuring SIP planetary geared motors and SIP planetary gear units

#### Selection example for SIP planetary gear unit

#### Configuring (continued)

Selection sequence	Notes, references
Planetary gear unit	Type of drive concept
Select a motor adapter	For a description of the various adapter types, see page 5/2 or 6/2
	The adapter type must be matched to the selected motor.

### Planetary gear units, right-angled



Type O.R55 –  $T_2 = 65000 \text{ Nm}$

#### Selection and ordering data

FLENDER SIP planetary gear unit				Motor adapter														
$i_{tot}$	$n_2$	$F_{R2,perm}$	$R_{ex}$	Article No. supplement for FLENDER SIP planetary gear unit		Adapter size										Article No. supplement for SIMOGEAR motor adapter		
–	rpm	N	–	Type design.		80	90	100	112	132	160	180	200	225	250			
				4	K4													4
				2	K2													2
				7	KQ	704	706		708	710								7
				8	K8				808	810		813		816				8
				5	K5		140	180		210	250		280	320	360			5
				3	K3		140	180		210	250		280	320	360			3
O5R55				Article No. 2LP069.-HG.0-0		Article No. 2KJ3511-9...-F-Z H1J+H08												
2050	0.15	155400	5086440/2475	1	C													H 2
1790	0.84	155400	33962432/18975	0	C													Q 1
1530	0.98	155400	3786752/2475	8	B													P 1

Catalog excerpt from page 6/9

#### Thermal verification

$$P_{req} < P_G$$

Thermal verification is not required in this instance since the gear unit is an O4/O5 variant and the ambient temperature is less than 40 °C. If the gear unit is an O2 variant, please read the information under point  $P_G$ .

#### Calculation of the maximum permissible torque

$$T_{max} = \frac{T_{2N}}{f_3} = \frac{65000 \text{ Nm}}{0.67} = 97015 \text{ Nm}$$

The maximum permissible torque must not be exceeded by torques produced during peak operation, startup or braking.

$T_{max}$  → maximum torque – definition page 2/8

$T_{2N}$  → gear unit nominal torque – definition page 2/8

$T_{2N}$  values: page 2/12

$f_3$  → peak torque factor – definition page 2/9

$f_3$  values: page 2/12

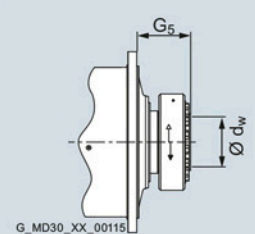
#### Read article numbers from table

FLENDER SIP planetary gear unit				Motor adapter														
$i_{tot}$	$n_2$	$F_{R2,perm}$	$R_{ex}$	Article No. supplement for FLENDER SIP planetary gear unit		Adapter size										Article No. supplement for SIMOGEAR motor adapter		
–	rpm	N	–	Type design.		80	90	100	112	132	160	180	200	225	250			
				4	K4													4
				2	K2													2
				7	KQ	704	706		708	710								7
				8	K8				808	810		813		816				8
				5	K5		140	180		210	250		280	320	360			5
				3	K3		140	180		210	250		280	320	360			3
O5R55				Article No. 2LP069.-HG.0-0		Article No. 2KJ3511-9...-F-Z H1J+H08												
1790	0.84	155400	33962432/18975	0	C													Q 1
1530	0.98	155400	3786752/2475	8	B													P 1
1310	1.1	155400	1656704/1265	7	B													N 1

Catalog excerpt from page 6/9

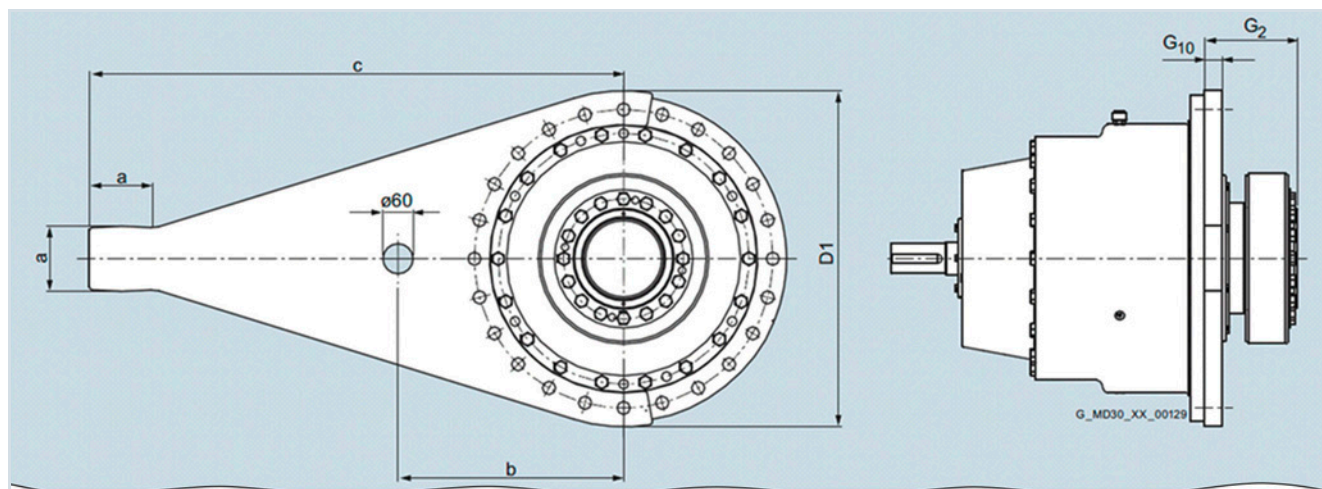
**Configuring** (continued)

Selection sequence	Notes, references
Planetary gear unit	Type of drive concept
<b>Complete the article number</b>	Output shaft geometry: Selection guide: <a href="#">page 2/7</a>
1. Output shaft geometry	

Output											
Position of the Article No.	1 to 6	7	8	9	10	11	12	13	14	15	16
Article No.	2LP069										
Gear unit size	0										
Dimensions in mm	Hollow shaft for shrink disk										
$G_5$											
$\varnothing d_w$ H7											
<b>30</b>	133	90									
<b>35</b>	138	100									
<b>37</b>	149	110									
<b>40</b>	152	120									
<b>45</b>	166	130									
<b>50</b>	167	140									
<b>55</b>	185	165									
<b>60</b>	207	180									

Catalog excerpt from page 6/13

Complete the article number	Installation:
2. Type of installation	see pages 10/2 to 10/5



**Ordering information**

When ordering the housing torque arm, "-Z" must be added to the article number.


Position of the Article No.	1 to 6	7	8	9	10	11	12	13	14	15	16	Order code
Article No.	2LP069											-Z
Prepared for mounting a housing torque arm (single arm)												M11
Housing torque arm (single arm), rigid												M10

Catalog excerpt from page 10/3





## Planetary geared motors, coaxial

**3/2****Introduction**

3/2

Speeds  $n_2$ 

3/2

Radial forces on low speed shaft (LSS)

3/2

Axial forces on low speed shaft (LSS)

3/2

Service factor  $f_B$ **3/3****Selection and ordering data**

3/3

4-pole geared motors

3/38

2-pole geared motors

3/64

6-pole geared motors

3/95

Dimensions of planetary geared motor – Types O4/O5, coaxial

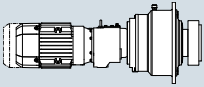
3/96

Dimensions of planetary geared motor – flange at LSS end –

Types O4/O5, coaxial

3/97

Gear unit dimensions – LSS end  
Types O4/O5, coaxial



## Planetary geared motors, coaxial

### Introduction

#### Overview

##### Speeds $n_2$

The speeds  $n_2$  refer to operation at  $f = 50$  Hz. Conversion is required in the case of different line frequencies.

##### Radial forces on low speed shaft (LSS)

The permissible radial forces on LSS given in this chapter refer to continuous stresses. In the case of infrequent, brief stresses, the values in the table below are permissible. The values apply to the LSS variant of the hollow shaft with spline in accordance with DIN 5480 and a point of application of the radial force in the center of the spline. Different force-application points or other LSS variants on request. The values apply for a standard bearing service life of  $L_{10h} = 10000$  hours.

Gear unit size	$F_{2R,max}$ [N]
30	45500
35	69400
37	76000
40	80800
45	107700
50	121300
55	155400
60	216200

##### Axial forces on low speed shaft (LSS)

Axial forces on LSS are available on request.

##### Service factor $f_B$

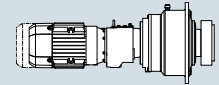
The service factors  $f_B$  given in the tables below apply to the entire planetary geared motor.

##### Short product description

[For explanations on the short product description, see page 1/2.](#)

##### Transmission ratio overview

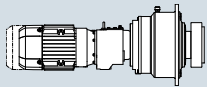
[For an overview of the possible transmission ratios and the IEC motors that can be mounted in each case, see Chapter 5.](#)  
The motor sizes in the line of the K4 adapter are decisive here.



## Selection and ordering data

$P_N$ kW	$n_2$ rpm	$f_B$ -	$T_2$ Nm	$i_{total}$ -	$F_{R2,perm}^{1)}$ N	Short product description	FLENDER SIP planetary gear unit	SIMOGEAR geared motor	Order codes
							Article No.	Article No.	
0.09	0.10	2.27	8977	14716	76000	O5C37.14716DE63	2LP069.-0GC.0-0FB0	2KJ3206-9BD11-.FS1	-Z H1J+H06
	0.10	2.84	8977	14716	80800	O5C40.14716DE63	2LP069.-0GD.0-8EB0	2KJ3206-9BD11-.FS1	-Z H1J+H06
	0.11	1.33	7676	12584	45500	O5C30.12584DE63	2LP069.-0GA.0-8EB0	2KJ3204-9BD11-.FS1	-Z H1J+H05
	0.11	1.99	7676	12584	69400	O5C35.12584DE63	2LP069.-0GB.0-7EB0	2KJ3204-9BD11-.FS1	-Z H1J+H05
	0.11	2.56	7982	13085	76000	O5C37.13085DE63	2LP069.-0GC.0-8EB0	2KJ3206-9BD11-.FR1	-Z H1J+H06
	0.12	2.91	7008	11489	76000	O5C37.11489DE63	2LP069.-0GC.0-7EB0	2KJ3206-9BD11-.FQ1	-Z H1J+H06
	0.13	1.50	6825	11189	45500	O5C30.11189DE63	2LP069.-0GA.0-7EB0	2KJ3204-9BD11-.FR1	-Z H1J+H05
	0.13	2.24	6825	11189	69400	O5C35.11189DE63	2LP069.-0GB.0-6EB0	2KJ3204-9BD11-.FR1	-Z H1J+H05
	0.14	1.70	5993	9825	45500	O5C30.9825DE63	2LP069.-0GA.0-6EB0	2KJ3204-9BD11-.FQ1	-Z H1J+H05
	0.14	2.55	5993	9825	69400	O5C35.9825DE63	2LP069.-0GB.0-5EB0	2KJ3204-9BD11-.FQ1	-Z H1J+H05
	0.16	1.87	5443	8923	45500	O5C30.8923DE63	2LP069.-0GA.0-5EB0	2KJ3204-9BD11-.FP1	-Z H1J+H05
	0.16	2.81	5443	8923	69400	O5C35.8923DE63	2LP069.-0GB.0-4EB0	2KJ3204-9BD11-.FP1	-Z H1J+H05
	0.18	2.19	4661	7641	45500	O5C30.7641DE63	2LP069.-0GA.0-4EB0	2KJ3204-9BD11-.FN1	-Z H1J+H05
	0.20	2.41	4237	6947	45500	O5C30.6947DE63	2LP069.-0GA.0-3EB0	2KJ3204-9BD11-.FM1	-Z H1J+H05
	0.23	2.72	3746	6140	45500	O5C30.6140DE63	2LP069.-0GA.0-2EB0	2KJ3204-9BD11-.FL1	-Z H1J+H05
	0.25	3.00	3405	5582	45500	O5C30.5582DE63	2LP069.-0GA.0-1EB0	2KJ3204-9BD11-.FK1	-Z H1J+H05
0.12	0.09	1.63	12509	14716	76000	O5C37.14716DE63	2LP069.-0GC.0-0FB0	2KJ3206-9BC11-.FS1	-Z H1J+H06
	0.09	2.04	12509	14716	80800	O5C40.14716DE63	2LP069.-0GD.0-8EB0	2KJ3206-9BC11-.FS1	-Z H1J+H06
	0.10	1.83	11122	13085	76000	O5C37.13085DE63	2LP069.-0GC.0-8EB0	2KJ3206-9BC11-.FR1	-Z H1J+H06
	0.10	2.29	11122	13085	80800	O5C40.13085DE63	2LP069.-0GD.0-7EB0	2KJ3206-9BC11-.FR1	-Z H1J+H06
	0.11	0.95	10696	12584	45500	O5C30.12584DE63	2LP069.-0GA.0-8EB0	2KJ3204-9BC11-.FS1	-Z H1J+H05
	0.11	1.43	10696	12584	69400	O5C35.12584DE63	2LP069.-0GB.0-7EB0	2KJ3204-9BC11-.FS1	-Z H1J+H05
	0.12	1.07	9511	11189	45500	O5C30.11189DE63	2LP069.-0GA.0-7EB0	2KJ3204-9BC11-.FR1	-Z H1J+H05
	0.12	1.61	9511	11189	69400	O5C35.11189DE63	2LP069.-0GB.0-6EB0	2KJ3204-9BC11-.FR1	-Z H1J+H05
	0.12	2.09	9766	11489	76000	O5C37.11489DE63	2LP069.-0GC.0-7EB0	2KJ3206-9BC11-.FQ1	-Z H1J+H06
	0.12	2.61	9766	11489	80800	O5C40.11489DE63	2LP069.-0GD.0-6EB0	2KJ3206-9BC11-.FQ1	-Z H1J+H06
	0.13	2.30	8878	10445	76000	O5C37.10445DE63	2LP069.-0GC.0-6EB0	2KJ3206-9BC11-.FP1	-Z H1J+H06
	0.13	2.87	8878	10445	80800	O5C40.10445DE63	2LP069.-0GD.0-5EB0	2KJ3206-9BC11-.FP1	-Z H1J+H06
	0.14	1.22	8351	9825	45500	O5C30.9825DE63	2LP069.-0GA.0-6EB0	2KJ3204-9BC11-.FQ1	-Z H1J+H05
	0.14	1.83	8351	9825	69400	O5C35.9825DE63	2LP069.-0GB.0-5EB0	2KJ3204-9BC11-.FQ1	-Z H1J+H05
	0.15	1.34	7585	8923	45500	O5C30.8923DE63	2LP069.-0GA.0-5EB0	2KJ3204-9BC11-.FP1	-Z H1J+H05
	0.15	2.02	7585	8923	69400	O5C35.8923DE63	2LP069.-0GB.0-4EB0	2KJ3204-9BC11-.FP1	-Z H1J+H05
	0.15	2.69	7596	8936	76000	O5C37.8936DE63	2LP069.-0GC.0-5EB0	2KJ3206-9BC11-.FN1	-Z H1J+H06
	0.17	2.96	6905	8124	76000	O5C37.8124DE63	2LP069.-0GC.0-4EB0	2KJ3206-9BC11-.FM1	-Z H1J+H06
	0.18	1.57	6495	7641	45500	O5C30.7641DE63	2LP069.-0GA.0-4EB0	2KJ3204-9BC11-.FN1	-Z H1J+H05
	0.18	2.36	6495	7641	69400	O5C35.7641DE63	2LP069.-0GB.0-3EB0	2KJ3204-9BC11-.FN1	-Z H1J+H05
0.19	1.73	5905	6947	45500	O5C30.6947DE63	2LP069.-0GA.0-3EB0	2KJ3204-9BC11-.FM1	-Z H1J+H05	
0.19	2.59	5905	6947	69400	O5C35.6947DE63	2LP069.-0GB.0-2EB0	2KJ3204-9BC11-.FM1	-Z H1J+H05	
0.22	1.96	5219	6140	45500	O5C30.6140DE63	2LP069.-0GA.0-2EB0	2KJ3204-9BC11-.FL1	-Z H1J+H05	
0.22	2.93	5219	6140	69400	O5C35.6140DE63	2LP069.-0GB.0-1EB0	2KJ3204-9BC11-.FL1	-Z H1J+H05	
0.24	2.15	4745	5582	45500	O5C30.5582DE63	2LP069.-0GA.0-1EB0	2KJ3204-9BC11-.FK1	-Z H1J+H05	
0.28	2.46	4156	4890	45500	O5C30.4890DE63	2LP069.-0GA.0-0EB0	2KJ3204-9BC11-.FJ1	-Z H1J+H05	
0.30	2.66	3836	4513	45500	O5C30.4513DE63	2LP069.-0GA.0-8DB0	2KJ3204-9BC11-.FH1	-Z H1J+H05	
0.34	3.00	3397	3996	45500	O5C30.3996DE63	2LP069.-0GA.0-7DB0	2KJ3204-9BC11-.FG1	-Z H1J+H05	
0.18	0.09	1.09	18690	14716	76000	O5C37.14716DE63	2LP069.-0GC.0-0FB0	2KJ3206-9BD11-.FS1	-Z H1J+H06
	0.09	1.36	18690	14716	80800	O5C40.14716DE63	2LP069.-0GD.0-8EB0	2KJ3206-9BD11-.FS1	-Z H1J+H06
	0.10	1.23	16618	13085	76000	O5C37.13085DE63	2LP069.-0GC.0-8EB0	2KJ3206-9BD11-.FR1	-Z H1J+H06
	0.10	1.54	16618	13085	80800	O5C40.13085DE63	2LP069.-0GD.0-7EB0	2KJ3206-9BD11-.FR1	-Z H1J+H06

<sup>1)</sup> The specified values refer to continuous stresses. For infrequent, brief stresses please refer to Table 1 on page 3/2.



## Planetary geared motors, coaxial

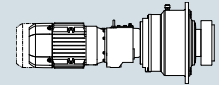
## 4-pole geared motors

## Selection and ordering data (continued)

$P_N$ kW	$n_2$ rpm	$f_B$ -	$T_2$ Nm	$i_{total}$ -	$F_{R2,perm}^{1)}$ N	Short product description	FLENDER SIP	SIMOGEAR	Order codes
							planetary gear unit	geared motor	
							Article No.	Article No.	
0.18	0.11	0.96	15982	12584	69400	O5C35.12584DE63	2LP069.-0GB.0-7EB0	2KJ3204-9BD11-.FS1	-Z H1J+H06
	0.12	0.72	14210	11189	45500	O5C30.11189DE63	2LP069.-0GA.0-7EB0	2KJ3204-9BD11-.FR1	-Z H1J+H06
	0.12	1.08	14210	11189	69400	O5C35.11189DE63	2LP069.-0GB.0-6EB0	2KJ3204-9BD11-.FR1	-Z H1J+H06
	0.12	1.40	14591	11489	76000	O5C37.11489DE63	2LP069.-0GC.0-7EB0	2KJ3206-9BD11-.FQ1	-Z H1J+H06
	0.12	1.75	14591	11489	80800	O5C40.11489DE63	2LP069.-0GD.0-6EB0	2KJ3206-9BD11-.FQ1	-Z H1J+H06
	0.13	1.54	13265	10445	76000	O5C37.10445DE63	2LP069.-0GC.0-6EB0	2KJ3206-9BD11-.FP1	-Z H1J+H06
	0.13	1.92	13265	10445	80800	O5C40.10445DE63	2LP069.-0GD.0-5EB0	2KJ3206-9BD11-.FP1	-Z H1J+H06
	0.14	0.82	12477	9825	45500	O5C30.9825DE63	2LP069.-0GA.0-6EB0	2KJ3204-9BD11-.FQ1	-Z H1J+H06
	0.14	1.23	12477	9825	69400	O5C35.9825DE63	2LP069.-0GB.0-5EB0	2KJ3204-9BD11-.FQ1	-Z H1J+H06
	0.15	0.90	11333	8923	45500	O5C30.8923DE63	2LP069.-0GA.0-5EB0	2KJ3204-9BD11-.FP1	-Z H1J+H06
	0.15	1.35	11333	8923	69400	O5C35.8923DE63	2LP069.-0GB.0-4EB0	2KJ3204-9BD11-.FP1	-Z H1J+H06
	0.15	1.80	11349	8936	76000	O5C37.8936DE63	2LP069.-0GC.0-5EB0	2KJ3206-9BD11-.FN1	-Z H1J+H06
	0.15	2.25	11349	8936	80800	O5C40.8936DE63	2LP069.-0GD.0-4EB0	2KJ3206-9BD11-.FN1	-Z H1J+H06
	0.17	1.98	10317	8124	76000	O5C37.8124DE63	2LP069.-0GC.0-4EB0	2KJ3206-9BD11-.FM1	-Z H1J+H06
	0.17	2.47	10317	8124	80800	O5C40.8124DE63	2LP069.-0GD.0-3EB0	2KJ3206-9BD11-.FM1	-Z H1J+H06
	0.18	1.05	9705	7641	45500	O5C30.7641DE63	2LP069.-0GA.0-4EB0	2KJ3204-9BD11-.FN1	-Z H1J+H06
	0.18	1.58	9705	7641	69400	O5C35.7641DE63	2LP069.-0GB.0-3EB0	2KJ3204-9BD11-.FN1	-Z H1J+H06
	0.19	1.16	8822	6947	45500	O5C30.6947DE63	2LP069.-0GA.0-3EB0	2KJ3204-9BD11-.FM1	-Z H1J+H06
	0.19	1.74	8822	6947	69400	O5C35.6947DE63	2LP069.-0GB.0-2EB0	2KJ3204-9BD11-.FM1	-Z H1J+H06
	0.19	2.24	9120	7181	76000	O5C37.7181DE63	2LP069.-0GC.0-3EB0	2KJ3206-9BD11-.FL1	-Z H1J+H06
	0.19	2.80	9120	7181	80800	O5C40.7181DE63	2LP069.-0GD.0-2EB0	2KJ3206-9BD11-.FL1	-Z H1J+H06
	0.21	2.46	8291	6528	76000	O5C37.6528DE63	2LP069.-0GC.0-2EB0	2KJ3206-9BD11-.FK1	-Z H1J+H06
	0.22	1.31	7798	6140	45500	O5C30.6140DE63	2LP069.-0GA.0-2EB0	2KJ3204-9BD11-.FL1	-Z H1J+H06
	0.22	1.96	7798	6140	69400	O5C35.6140DE63	2LP069.-0GB.0-1EB0	2KJ3204-9BD11-.FL1	-Z H1J+H06
	0.24	1.44	7089	5582	45500	O5C30.5582DE63	2LP069.-0GA.0-1EB0	2KJ3204-9BD11-.FK1	-Z H1J+H06
	0.24	2.16	7089	5582	69400	O5C35.5582DE63	2LP069.-0GB.0-0EB0	2KJ3204-9BD11-.FK1	-Z H1J+H06
0.24	2.81	7262	5718	76000	O5C37.5718DE63	2LP069.-0GC.0-1EB0	2KJ3206-9BD11-.FJ1	-Z H1J+H06	
0.28	1.64	6210	4890	45500	O5C30.4890DE63	2LP069.-0GA.0-0EB0	2KJ3204-9BD11-.FJ1	-Z H1J+H06	
0.28	2.47	6210	4890	69400	O5C35.4890DE63	2LP069.-0GB.0-8DB0	2KJ3204-9BD11-.FJ1	-Z H1J+H06	
0.30	1.78	5732	4513	45500	O5C30.4513DE63	2LP069.-0GA.0-8DB0	2KJ3204-9BD11-.FH1	-Z H1J+H06	
0.30	2.67	5732	4513	69400	O5C35.4513DE63	2LP069.-0GB.0-7DB0	2KJ3204-9BD11-.FH1	-Z H1J+H06	
0.34	2.01	5075	3996	45500	O5C30.3996DE63	2LP069.-0GA.0-7DB0	2KJ3204-9BD11-.FG1	-Z H1J+H06	
0.41	2.42	4224	3326	45500	O5C30.3326DE63	2LP069.-0GA.0-6DB0	2KJ3204-9BD11-.FF1	-Z H1J+H06	
0.43	2.57	3976	3130	45500	O5C30.3130DE63	2LP069.-0GA.0-5DB0	2KJ3204-9BD11-.FE1	-Z H1J+H06	
0.48	2.86	3562	2805	45500	O5C30.2805DE63	2LP069.-0GA.0-4DB0	2KJ3204-9BD11-.FD1	-Z H1J+H06	
0.25	0.09	0.78	26048	14716	76000	O5C37.14716DE71	2LP069.-0GC.0-0FC0	2KJ3206-9CD11-.FS1	-Z H1J+H06
	0.09	0.98	26048	14716	80800	O5C40.14716DE71	2LP069.-0GD.0-8EC0	2KJ3206-9CD11-.FS1	-Z H1J+H06
	0.09	1.36	26186	14794	107700	O5C45.14794DE71	2LP069.-0GE.0-7EC0	2KJ3207-9CD11-.FS1	-Z H1J+H07
	0.09	1.75	26186	14794	121300	O5C50.14794DE71	2LP069.-0GF.0-7EC0	2KJ3207-9CD11-.FS1	-Z H1J+H07
	0.10	0.88	23160	13085	76000	O5C37.13085DE71	2LP069.-0GC.0-8EC0	2KJ3206-9CD11-.FR1	-Z H1J+H06
	0.10	1.10	23160	13085	80800	O5C40.13085DE71	2LP069.-0GD.0-7EC0	2KJ3206-9CD11-.FR1	-Z H1J+H06
	0.10	1.50	23806	13449	107700	O5C45.13449DE71	2LP069.-0GE.0-6EC0	2KJ3207-9CD11-.FR1	-Z H1J+H07
	0.10	1.93	23806	13449	121300	O5C50.13449DE71	2LP069.-0GF.0-6EC0	2KJ3207-9CD11-.FR1	-Z H1J+H07
	0.12	0.77	19805	11189	69400	O5C35.11189DE71	2LP069.-0GB.0-6EC0	2KJ3204-9CD11-.FR1	-Z H1J+H05
	0.12	1.00	20336	11489	76000	O5C37.11489DE71	2LP069.-0GC.0-7EC0	2KJ3206-9CD11-.FQ1	-Z H1J+H06
	0.12	1.25	20336	11489	80800	O5C40.11489DE71	2LP069.-0GD.0-6EC0	2KJ3206-9CD11-.FQ1	-Z H1J+H06
	0.12	1.76	20247	11439	107700	O5C45.11439DE71	2LP069.-0GE.0-5EC0	2KJ3207-9CD11-.FQ1	-Z H1J+H07
	0.12	2.27	20247	11439	121300	O5C50.11439DE71	2LP069.-0GF.0-5EC0	2KJ3207-9CD11-.FQ1	-Z H1J+H07

<sup>1)</sup> The specified values refer to continuous stresses. For infrequent, brief stresses please refer to Table 1 on page 3/2.





## Selection and ordering data (continued)

$P_N$ kW	$n_2$ rpm	$f_B$ -	$T_2$ Nm	$i_{total}$ -	$F_{R2,perm}^{1)}$ N	Short product description	FLENDER SIP planetary gear unit	SIMOGEAR geared motor	Order codes
							Article No.	Article No.	
0.25	0.13	1.10	18487	10445	76000	O5C37.10445DE71	2LP069.-0GC.0-6EC0	2KJ3206-9CD11-.FP1	-Z H1J+H06
	0.13	1.38	18487	10445	80800	O5C40.10445DE71	2LP069.-0GD.0-5EC0	2KJ3206-9CD11-.FP1	-Z H1J+H06
	0.13	1.94	18406	10399	107700	O5C45.10399DE71	2LP069.-0GE.0-4EC0	2KJ3207-9CD11-.FP1	-Z H1J+H07
	0.13	2.49	18406	10399	121300	O5C50.10399DE71	2LP069.-0GF.0-4EC0	2KJ3207-9CD11-.FP1	-Z H1J+H07
	0.14	0.88	17390	9825	69400	O5C35.9825DE71	2LP069.-0GB.0-5EC0	2KJ3204-9CD11-.FQ1	-Z H1J+H05
	0.15	0.97	15794	8923	69400	O5C35.8923DE71	2LP069.-0GB.0-4EC0	2KJ3204-9CD11-.FP1	-Z H1J+H05
	0.15	1.29	15817	8936	76000	O5C37.8936DE71	2LP069.-0GC.0-5EC0	2KJ3206-9CD11-.FN1	-Z H1J+H06
	0.15	1.61	15817	8936	80800	O5C40.8936DE71	2LP069.-0GD.0-4EC0	2KJ3206-9CD11-.FN1	-Z H1J+H06
	0.15	2.17	16423	9278	107700	O5C45.9278DE71	2LP069.-0GE.0-3EC0	2KJ3207-9CD11-.FN1	-Z H1J+H07
	0.15	2.80	16423	9278	121300	O5C50.9278DE71	2LP069.-0GF.0-3EC0	2KJ3207-9CD11-.FN1	-Z H1J+H07
	0.16	2.43	14725	8319	107700	O5C45.8319DE71	2LP069.-0GE.0-2EC0	2KJ3207-9CD11-.FM1	-Z H1J+H07
	0.17	1.42	14379	8124	76000	O5C37.8124DE71	2LP069.-0GC.0-4EC0	2KJ3206-9CD11-.FM1	-Z H1J+H06
	0.17	1.77	14379	8124	80800	O5C40.8124DE71	2LP069.-0GD.0-3EC0	2KJ3206-9CD11-.FM1	-Z H1J+H06
	0.18	0.75	13525	7641	45500	O5C30.7641DE71	2LP069.-0GA.0-4EC0	2KJ3204-9CD11-.FN1	-Z H1J+H05
	0.18	1.13	13525	7641	69400	O5C35.7641DE71	2LP069.-0GB.0-3EC0	2KJ3204-9CD11-.FN1	-Z H1J+H05
	0.18	2.69	13273	7499	107700	O5C45.7499DE71	2LP069.-0GE.0-1EC0	2KJ3207-9CD11-.FL1	-Z H1J+H07
	0.19	0.83	12296	6947	45500	O5C30.6947DE71	2LP069.-0GA.0-3EC0	2KJ3204-9CD11-.FM1	-Z H1J+H05
	0.19	1.24	12296	6947	69400	O5C35.6947DE71	2LP069.-0GB.0-2EC0	2KJ3204-9CD11-.FM1	-Z H1J+H05
	0.19	1.61	12710	7181	76000	O5C37.7181DE71	2LP069.-0GC.0-3EC0	2KJ3206-9CD11-.FL1	-Z H1J+H06
	0.19	2.01	12710	7181	80800	O5C40.7181DE71	2LP069.-0GD.0-2EC0	2KJ3206-9CD11-.FL1	-Z H1J+H06
	0.20	2.91	12252	6922	107700	O5C45.6922DE71	2LP069.-0GE.0-0EC0	2KJ3207-9CD11-.FK1	-Z H1J+H07
	0.21	1.77	11555	6528	76000	O5C37.6528DE71	2LP069.-0GC.0-2EC0	2KJ3206-9CD11-.FK1	-Z H1J+H06
	0.21	2.21	11555	6528	80800	O5C40.6528DE71	2LP069.-0GD.0-1EC0	2KJ3206-9CD11-.FK1	-Z H1J+H06
	0.22	0.94	10869	6140	45500	O5C30.6140DE71	2LP069.-0GA.0-2EC0	2KJ3204-9CD11-.FL1	-Z H1J+H05
	0.22	1.41	10869	6140	69400	O5C35.6140DE71	2LP069.-0GB.0-1EC0	2KJ3204-9CD11-.FL1	-Z H1J+H05
	0.24	1.03	9880	5582	45500	O5C30.5582DE71	2LP069.-0GA.0-1EC0	2KJ3204-9CD11-.FK1	-Z H1J+H05
	0.24	1.55	9880	5582	69400	O5C35.5582DE71	2LP069.-0GB.0-0EC0	2KJ3204-9CD11-.FK1	-Z H1J+H05
	0.24	2.02	10121	5718	76000	O5C37.5718DE71	2LP069.-0GC.0-1EC0	2KJ3206-9CD11-.FJ1	-Z H1J+H06
	0.24	2.52	10121	5718	80800	O5C40.5718DE71	2LP069.-0GD.0-0EC0	2KJ3206-9CD11-.FJ1	-Z H1J+H06
	0.26	2.18	9342	5278	76000	O5C37.5278DE71	2LP069.-0GC.0-0EC0	2KJ3206-9CD11-.FH1	-Z H1J+H06
0.26	2.73	9342	5278	80800	O5C40.5278DE71	2LP069.-0GD.0-8DC0	2KJ3206-9CD11-.FH1	-Z H1J+H06	
0.28	1.18	8655	4890	45500	O5C30.4890DE71	2LP069.-0GA.0-0EC0	2KJ3204-9CD11-.FJ1	-Z H1J+H05	
0.28	1.77	8655	4890	69400	O5C35.4890DE71	2LP069.-0GB.0-8DC0	2KJ3204-9CD11-.FJ1	-Z H1J+H05	
0.29	2.47	8272	4673	76000	O5C37.4673DE71	2LP069.-0GC.0-8DC0	2KJ3206-9CD11-.FG1	-Z H1J+H06	
0.30	1.28	7989	4513	45500	O5C30.4513DE71	2LP069.-0GA.0-8DC0	2KJ3204-9CD11-.FH1	-Z H1J+H05	
0.30	1.92	7989	4513	69400	O5C35.4513DE71	2LP069.-0GB.0-7DC0	2KJ3204-9CD11-.FH1	-Z H1J+H05	
0.34	1.44	7073	3996	45500	O5C30.3996DE71	2LP069.-0GA.0-7DC0	2KJ3204-9CD11-.FG1	-Z H1J+H05	
0.34	2.16	7073	3996	69400	O5C35.3996DE71	2LP069.-0GB.0-6DC0	2KJ3204-9CD11-.FG1	-Z H1J+H05	
0.35	2.96	6885	3890	76000	O5C37.3890DE71	2LP069.-0GC.0-7DC0	2KJ3206-9CD11-.FF1	-Z H1J+H06	
0.41	1.73	5887	3326	45500	O5C30.3326DE71	2LP069.-0GA.0-6DC0	2KJ3204-9CD11-.FF1	-Z H1J+H05	
0.41	2.60	5887	3326	69400	O5C35.3326DE71	2LP069.-0GB.0-5DC0	2KJ3204-9CD11-.FF1	-Z H1J+H05	
0.43	1.84	5541	3130	45500	O5C30.3130DE71	2LP069.-0GA.0-5DC0	2KJ3204-9CD11-.FE1	-Z H1J+H05	
0.43	2.76	5541	3130	69400	O5C35.3130DE71	2LP069.-0GB.0-4DC0	2KJ3204-9CD11-.FE1	-Z H1J+H05	
0.48	2.06	4965	2805	45500	O5C30.2805DE71	2LP069.-0GA.0-4DC0	2KJ3204-9CD11-.FD1	-Z H1J+H05	
0.57	2.41	4227	2388	45500	O5C30.2388DE71	2LP069.-0GA.0-3DC0	2KJ3204-9CD11-.FC1	-Z H1J+H05	
0.58	2.47	4134	2336	45500	O4C30.2336DE71	2LP069.-0GA.0-2DC0	2KJ3104-9CD11-.FB2	-Z H1J+H05	
0.64	2.71	3758	2123	45500	O4C30.2123DE71	2LP069.-0GA.0-1DC0	2KJ3104-9CD11-.FA2	-Z H1J+H05	

<sup>1)</sup> The specified values refer to continuous stresses. For infrequent, brief stresses please refer to Table 1 on page 3/2.





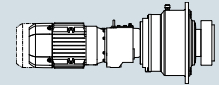
## Planetary geared motors, coaxial

## 4-pole geared motors

## Selection and ordering data (continued)

$P_N$	$n_2$	$f_B$	$T_2$	$i_{total}$	$F_{R2,perm}^{1)}$	Short product description	FLENDER SIP planetary gear unit	SIMOGEAR geared motor	Order codes
kW	rpm	-	Nm	-	N		Article No.	Article No.	
0.37	0.09	0.93	38466	14794	107700	O5C45.14794DE71	2LP069.-0GE.0-7EC0	2KJ3207-9CE11-.FS1	-Z H1J+H07
	0.09	1.19	38466	14794	121300	O5C50.14794DE71	2LP069.-0GF.0-7EC0	2KJ3207-9CE11-.FS1	-Z H1J+H07
	0.10	0.75	34021	13085	80800	O5C40.13085DE71	2LP069.-0GD.0-7EC0	2KJ3206-9CE11-.FR1	-Z H1J+H06
	0.10	1.02	34969	13449	107700	O5C45.13449DE71	2LP069.-0GE.0-6EC0	2KJ3207-9CE11-.FR1	-Z H1J+H07
	0.10	1.31	34969	13449	121300	O5C50.13449DE71	2LP069.-0GF.0-6EC0	2KJ3207-9CE11-.FR1	-Z H1J+H07
	0.12	0.85	29872	11489	80800	O5C40.11489DE71	2LP069.-0GD.0-6EC0	2KJ3206-9CE11-.FQ1	-Z H1J+H06
	0.12	1.20	29741	11439	107700	O5C45.11439DE71	2LP069.-0GE.0-5EC0	2KJ3207-9CE11-.FQ1	-Z H1J+H07
	0.12	1.54	29741	11439	121300	O5C50.11439DE71	2LP069.-0GF.0-5EC0	2KJ3207-9CE11-.FQ1	-Z H1J+H07
	0.13	0.75	27156	10445	76000	O5C37.10445DE71	2LP069.-0GC.0-6EC0	2KJ3206-9CE11-.FP1	-Z H1J+H06
	0.13	0.94	27156	10445	80800	O5C40.10445DE71	2LP069.-0GD.0-5EC0	2KJ3206-9CE11-.FP1	-Z H1J+H06
	0.13	1.32	27038	10399	107700	O5C45.10399DE71	2LP069.-0GE.0-4EC0	2KJ3207-9CE11-.FP1	-Z H1J+H07
	0.13	1.70	27038	10399	121300	O5C50.10399DE71	2LP069.-0GF.0-4EC0	2KJ3207-9CE11-.FP1	-Z H1J+H07
	0.15	0.88	23234	8936	76000	O5C37.8936DE71	2LP069.-0GC.0-5EC0	2KJ3206-9CE11-.FN1	-Z H1J+H06
	0.15	1.10	23234	8936	80800	O5C40.8936DE71	2LP069.-0GD.0-4EC0	2KJ3206-9CE11-.FN1	-Z H1J+H06
	0.15	1.48	24124	9278	107700	O5C45.9278DE71	2LP069.-0GE.0-3EC0	2KJ3207-9CE11-.FN1	-Z H1J+H07
	0.15	1.90	24124	9278	121300	O5C50.9278DE71	2LP069.-0GF.0-3EC0	2KJ3207-9CE11-.FN1	-Z H1J+H07
	0.16	1.65	21630	8319	107700	O5C45.8319DE71	2LP069.-0GE.0-2EC0	2KJ3207-9CE11-.FM1	-Z H1J+H07
	0.16	2.12	21630	8319	121300	O5C50.8319DE71	2LP069.-0GF.0-2EC0	2KJ3207-9CE11-.FM1	-Z H1J+H07
	0.17	0.97	21122	8124	76000	O5C37.8124DE71	2LP069.-0GC.0-4EC0	2KJ3206-9CE11-.FM1	-Z H1J+H06
	0.17	1.21	21122	8124	80800	O5C40.8124DE71	2LP069.-0GD.0-3EC0	2KJ3206-9CE11-.FM1	-Z H1J+H06
	0.18	0.77	19868	7641	69400	O5C35.7641DE71	2LP069.-0GB.0-3EC0	2KJ3204-9CE11-.FN1	-Z H1J+H05
	0.18	1.83	19497	7499	107700	O5C45.7499DE71	2LP069.-0GE.0-1EC0	2KJ3207-9CE11-.FL1	-Z H1J+H07
	0.18	2.36	19497	7499	121300	O5C50.7499DE71	2LP069.-0GF.0-1EC0	2KJ3207-9CE11-.FL1	-Z H1J+H07
	0.19	1.09	18670	7181	76000	O5C37.7181DE71	2LP069.-0GC.0-3EC0	2KJ3206-9CE11-.FL1	-Z H1J+H06
	0.19	1.37	18670	7181	80800	O5C40.7181DE71	2LP069.-0GD.0-2EC0	2KJ3206-9CE11-.FL1	-Z H1J+H06
	0.20	0.85	18061	6947	69400	O5C35.6947DE71	2LP069.-0GB.0-2EC0	2KJ3204-9CE11-.FM1	-Z H1J+H05
	0.20	1.98	17997	6922	107700	O5C45.6922DE71	2LP069.-0GE.0-0EC0	2KJ3207-9CE11-.FK1	-Z H1J+H07
	0.20	2.55	17997	6922	121300	O5C50.6922DE71	2LP069.-0GF.0-0EC0	2KJ3207-9CE11-.FK1	-Z H1J+H07
	0.21	1.20	16973	6528	76000	O5C37.6528DE71	2LP069.-0GC.0-2EC0	2KJ3206-9CE11-.FK1	-Z H1J+H06
	0.21	1.50	16973	6528	80800	O5C40.6528DE71	2LP069.-0GD.0-1EC0	2KJ3206-9CE11-.FK1	-Z H1J+H06
	0.22	0.96	15965	6140	69400	O5C35.6140DE71	2LP069.-0GB.0-1EC0	2KJ3204-9CE11-.FL1	-Z H1J+H05
	0.22	2.17	16429	6319	107700	O5C45.6319DE71	2LP069.-0GE.0-8DC0	2KJ3207-9CE11-.FJ1	-Z H1J+H07
	0.22	2.80	16429	6319	121300	O5C50.6319DE71	2LP069.-0GF.0-8DC0	2KJ3207-9CE11-.FJ1	-Z H1J+H07
	0.24	1.37	14867	5718	76000	O5C37.5718DE71	2LP069.-0GC.0-1EC0	2KJ3206-9CE11-.FJ1	-Z H1J+H06
	0.24	1.72	14867	5718	80800	O5C40.5718DE71	2LP069.-0GD.0-0EC0	2KJ3206-9CE11-.FJ1	-Z H1J+H06
	0.25	0.70	14514	5582	45500	O5C30.5582DE71	2LP069.-0GA.0-1EC0	2KJ3204-9CE11-.FK1	-Z H1J+H05
	0.25	1.05	14514	5582	69400	O5C35.5582DE71	2LP069.-0GB.0-0EC0	2KJ3204-9CE11-.FK1	-Z H1J+H05
	0.26	1.49	13723	5278	76000	O5C37.5278DE71	2LP069.-0GC.0-0EC0	2KJ3206-9CE11-.FH1	-Z H1J+H06
	0.26	1.86	13723	5278	80800	O5C40.5278DE71	2LP069.-0GD.0-8DC0	2KJ3206-9CE11-.FH1	-Z H1J+H06
	0.26	2.62	13631	5243	107700	O5C45.5243DE71	2LP069.-0GE.0-7DC0	2KJ3207-9CE11-.FH1	-Z H1J+H07
	0.28	0.80	12713	4890	45500	O5C30.4890DE71	2LP069.-0GA.0-0EC0	2KJ3204-9CE11-.FJ1	-Z H1J+H05
	0.28	1.20	12713	4890	69400	O5C35.4890DE71	2LP069.-0GB.0-8DC0	2KJ3204-9CE11-.FJ1	-Z H1J+H05
	0.28	2.81	12707	4887	107700	O5C45.4887DE71	2LP069.-0GE.0-6DC0	2KJ3207-9CE11-.FG1	-Z H1J+H07
	0.29	1.68	12150	4673	76000	O5C37.4673DE71	2LP069.-0GC.0-8DC0	2KJ3206-9CE11-.FG1	-Z H1J+H06
	0.29	2.10	12150	4673	80800	O5C40.4673DE71	2LP069.-0GD.0-7DC0	2KJ3206-9CE11-.FG1	-Z H1J+H06
	0.29	2.95	12117	4660	107700	O5C45.4660DE71	2LP069.-0GE.0-5DC0	2KJ3207-9CE11-.FF1	-Z H1J+H07
	0.30	0.87	11735	4513	45500	O5C30.4513DE71	2LP069.-0GA.0-8DC0	2KJ3204-9CE11-.FH1	-Z H1J+H05
	0.30	1.30	11735	4513	69400	O5C35.4513DE71	2LP069.-0GB.0-7DC0	2KJ3204-9CE11-.FH1	-Z H1J+H05

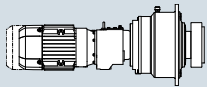
<sup>1)</sup> The specified values refer to continuous stresses. For infrequent, brief stresses please refer to Table 1 on page 3/2.



## Selection and ordering data (continued)

$P_N$ kW	$n_2$ rpm	$f_B$ -	$T_2$ Nm	$i_{total}$ -	$F_{R2,perm}$ <sup>1)</sup> N	Short product description	FLENDER SIP planetary gear unit Article No.	SIMOGEAR geared motor Article No.	Order codes
0.37	0.34	0.98	10390	3996	45500	O5C30.3996DE71	2LP069.-0GA.0-7DC0	2KJ3204-9CE11-.FG1	-Z H1J+H05
	0.34	1.47	10390	3996	69400	O5C35.3996DE71	2LP069.-0GB.0-6DC0	2KJ3204-9CE11-.FG1	-Z H1J+H05
	0.35	2.02	10113	3890	76000	O5C37.3890DE71	2LP069.-0GC.0-7DC0	2KJ3206-9CE11-.FF1	-Z H1J+H06
	0.35	2.52	10113	3890	80800	O5C40.3890DE71	2LP069.-0GD.0-6DC0	2KJ3206-9CE11-.FF1	-Z H1J+H06
	0.37	2.14	9518	3661	76000	O5C37.3661DE71	2LP069.-0GC.0-6DC0	2KJ3206-9CE11-.FE1	-Z H1J+H06
	0.37	2.68	9518	3661	80800	O5C40.3661DE71	2LP069.-0GD.0-5DC0	2KJ3206-9CE11-.FE1	-Z H1J+H06
	0.41	1.18	8648	3326	45500	O5C30.3326DE71	2LP069.-0GA.0-6DC0	2KJ3204-9CE11-.FF1	-Z H1J+H05
	0.41	1.77	8648	3326	69400	O5C35.3326DE71	2LP069.-0GB.0-5DC0	2KJ3204-9CE11-.FF1	-Z H1J+H05
	0.42	2.39	8528	3280	76000	O5C37.3280DE71	2LP069.-0GC.0-5DC0	2KJ3206-9CE11-.FD1	-Z H1J+H06
	0.42	2.99	8528	3280	80800	O5C40.3280DE71	2LP069.-0GD.0-4DC0	2KJ3206-9CE11-.FD1	-Z H1J+H06
	0.44	1.25	8139	3130	45500	O5C30.3130DE71	2LP069.-0GA.0-5DC0	2KJ3204-9CE11-.FE1	-Z H1J+H05
	0.44	1.88	8139	3130	69400	O5C35.3130DE71	2LP069.-0GB.0-4DC0	2KJ3204-9CE11-.FE1	-Z H1J+H05
	0.49	1.40	7293	2805	45500	O5C30.2805DE71	2LP069.-0GA.0-4DC0	2KJ3204-9CE11-.FD1	-Z H1J+H05
	0.49	2.10	7293	2805	69400	O5C35.2805DE71	2LP069.-0GB.0-3DC0	2KJ3204-9CE11-.FD1	-Z H1J+H05
	0.50	2.87	7102	2732	76000	O4C37.2732DE71	2LP069.-0GC.0-3DC0	2KJ3106-9CE11-.FA2	-Z H1J+H06
	0.57	1.64	6209	2388	45500	O5C30.2388DE71	2LP069.-0GA.0-3DC0	2KJ3204-9CE11-.FC1	-Z H1J+H05
	0.57	2.47	6209	2388	69400	O5C35.2388DE71	2LP069.-0GB.0-2DC0	2KJ3204-9CE11-.FC1	-Z H1J+H05
	0.59	1.68	6073	2336	45500	O4C30.2336DE71	2LP069.-0GA.0-0EC0	2KJ3104-9CE11-.FJ1	-Z H1J+H05
	0.59	2.52	6073	2336	69400	O4C35.2336DE71	2LP069.-0GB.0-1DC0	2KJ3104-9CE11-.FB2	-Z H1J+H05
	0.65	1.85	5521	2123	45500	O4C30.2123DE71	2LP069.-0GA.0-8DC0	2KJ3104-9CE11-.FH1	-Z H1J+H05
0.65	2.77	5521	2123	69400	O4C35.2123DE71	2LP069.-0GB.0-0DC0	2KJ3104-9CE11-.FA2	-Z H1J+H05	
0.76	2.17	4696	1806	45500	O4C30.1806DE71	2LP069.-0GA.0-7DC0	2KJ3104-9CE11-.FG1	-Z H1J+H05	
0.83	2.39	4269	1642	45500	O4C30.1642DE71	2LP069.-0GA.0-6DC0	2KJ3104-9CE11-.FF1	-Z H1J+H05	
0.94	2.68	3809	1465	45500	O4C30.1465DE71	2LP069.-0GA.0-5DC0	2KJ3104-9CE11-.FE1	-Z H1J+H05	
1.0	2.99	3415	1313	45500	O4C30.1313DE71	2LP069.-0GA.0-4DC0	2KJ3104-9CE11-.FD1	-Z H1J+H05	
0.55	0.10	0.85	54000	14794	121300	O5C50.14794DE80	2LP069.-0GF.0-7ED0	2KJ3207-9DC22-.FS1	-Z H1J+H07
	0.10	1.30	50954	13960	155400	O5C55.13960DE80	2LP069.-0GG.0-0FD0	2KJ3208-9DC22-.FS1	-Z H1J+H08
	0.10	1.60	50954	13960	216200	O5C60.13960DE80	2LP069.-0GH.0-0FD0	2KJ3208-9DC22-.FS1	-Z H1J+H08
	0.11	0.73	49091	13449	121300	O5C45.13449DE80	2LP069.-0GE.0-6ED0	2KJ3207-9DC22-.FR1	-Z H1J+H07
	0.11	0.94	49091	13449	121300	O5C50.13449DE80	2LP069.-0GF.0-6ED0	2KJ3207-9DC22-.FR1	-Z H1J+H07
	0.11	1.43	46321	12691	155400	O5C55.12691DE80	2LP069.-0GG.0-8ED0	2KJ3208-9DC22-.FR1	-Z H1J+H08
	0.11	1.76	46321	12691	216200	O5C60.12691DE80	2LP069.-0GH.0-8ED0	2KJ3208-9DC22-.FR1	-Z H1J+H08
	0.13	0.86	41752	11439	121300	O5C45.11439DE80	2LP069.-0GE.0-5ED0	2KJ3207-9DC22-.FQ1	-Z H1J+H07
	0.13	1.10	41752	11439	121300	O5C50.11439DE80	2LP069.-0GF.0-5ED0	2KJ3207-9DC22-.FQ1	-Z H1J+H07
	0.13	1.60	41548	11383	155400	O5C55.11383DE80	2LP069.-0GG.0-7ED0	2KJ3208-9DC22-.FQ1	-Z H1J+H08
	0.13	1.96	41548	11383	216200	O5C60.11383DE80	2LP069.-0GH.0-7ED0	2KJ3208-9DC22-.FQ1	-Z H1J+H08
	0.14	0.94	37957	10399	121300	O5C45.10399DE80	2LP069.-0GE.0-4ED0	2KJ3207-9DC22-.FP1	-Z H1J+H07
	0.14	1.21	37957	10399	121300	O5C50.10399DE80	2LP069.-0GF.0-4ED0	2KJ3207-9DC22-.FP1	-Z H1J+H07
	0.14	1.78	37356	10235	155400	O5C55.10235DE80	2LP069.-0GG.0-6ED0	2KJ3208-9DC22-.FP1	-Z H1J+H08
	0.14	2.19	37356	10235	216200	O5C60.10235DE80	2LP069.-0GH.0-6ED0	2KJ3208-9DC22-.FP1	-Z H1J+H08
	0.16	0.78	32617	8936	80800	O5C40.8936DE80	2LP069.-0GD.0-4ED0	2KJ3206-9DC22-.FN1	-Z H1J+H06
	0.16	1.05	33866	9278	121300	O5C45.9278DE80	2LP069.-0GE.0-3ED0	2KJ3207-9DC22-.FN1	-Z H1J+H07
0.16	1.36	33866	9278	121300	O5C50.9278DE80	2LP069.-0GF.0-3ED0	2KJ3207-9DC22-.FN1	-Z H1J+H07	
0.16	1.96	33786	9257	155400	O5C55.9257DE80	2LP069.-0GG.0-5ED0	2KJ3208-9DC22-.FN1	-Z H1J+H08	
0.16	2.42	33786	9257	216200	O5C60.9257DE80	2LP069.-0GH.0-5ED0	2KJ3208-9DC22-.FN1	-Z H1J+H08	
0.17	1.18	30365	8319	121300	O5C45.8319DE80	2LP069.-0GE.0-2ED0	2KJ3207-9DC22-.FM1	-Z H1J+H07	
0.17	1.51	30365	8319	121300	O5C50.8319DE80	2LP069.-0GF.0-2ED0	2KJ3207-9DC22-.FM1	-Z H1J+H07	
0.17	2.13	31187	8545	155400	O5C55.8545DE80	2LP069.-0GG.0-4ED0	2KJ3208-9DC22-.FM1	-Z H1J+H08	

<sup>1)</sup> The specified values refer to continuous stresses. For infrequent, brief stresses please refer to Table 1 on page 3/2.



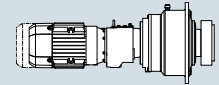
## Planetary geared motors, coaxial

## 4-pole geared motors

## Selection and ordering data (continued)

$P_N$ kW	$n_2$ rpm	$f_B$ -	$T_2$ Nm	$i_{total}$ -	$F_{R2,perm}$ <sup>1)</sup> N	Short product description	FLENDER SIP planetary gear unit	SIMOGEAR geared motor	Order codes
							Article No.	Article No.	
0.55	0.17	2.62	31187	8545	216200	O5C60.8545DE80	2LP069.-0GH.0-4ED0	2KJ3208-9DC22-.FM1	-Z H1J+H08
	0.18	0.86	29652	8124	80800	O5C40.8124DE80	2LP069.-0GD.0-3ED0	2KJ3206-9DC22-.FM1	-Z H1J+H06
	0.18	2.32	28568	7827	155400	O5C55.7827DE80	2LP069.-0GG.0-3ED0	2KJ3208-9DC22-.FL1	-Z H1J+H08
	0.18	2.86	28568	7827	216200	O5C60.7827DE80	2LP069.-0GH.0-3ED0	2KJ3208-9DC22-.FL1	-Z H1J+H08
	0.19	1.30	27371	7499	121300	O5C45.7499DE80	2LP069.-0GE.0-1ED0	2KJ3207-9DC22-.FL1	-Z H1J+H07
	0.19	1.68	27371	7499	121300	O5C50.7499DE80	2LP069.-0GF.0-1ED0	2KJ3207-9DC22-.FL1	-Z H1J+H07
	0.20	0.78	26210	7181	76000	O5C37.7181DE80	2LP069.-0GC.0-3ED0	2KJ3206-9DC22-.FL1	-Z H1J+H06
	0.20	0.97	26210	7181	80800	O5C40.7181DE80	2LP069.-0GD.0-2ED0	2KJ3206-9DC22-.FL1	-Z H1J+H06
	0.21	1.41	25266	6922	121300	O5C45.6922DE80	2LP069.-0GE.0-0ED0	2KJ3207-9DC22-.FK1	-Z H1J+H07
	0.21	1.82	25266	6922	121300	O5C50.6922DE80	2LP069.-0GF.0-0ED0	2KJ3207-9DC22-.FK1	-Z H1J+H07
	0.22	0.86	23827	6528	76000	O5C37.6528DE80	2LP069.-0GC.0-2ED0	2KJ3206-9DC22-.FK1	-Z H1J+H06
	0.22	1.07	23827	6528	80800	O5C40.6528DE80	2LP069.-0GD.0-1ED0	2KJ3206-9DC22-.FK1	-Z H1J+H06
	0.22	2.77	23970	6567	155400	O5C55.6567DE80	2LP069.-0GG.0-2ED0	2KJ3208-9DC22-.FK1	-Z H1J+H08
	0.23	1.55	23063	6319	121300	O5C45.6319DE80	2LP069.-0GE.0-8DD0	2KJ3207-9DC22-.FJ1	-Z H1J+H07
	0.23	1.99	23063	6319	121300	O5C50.6319DE80	2LP069.-0GF.0-8DD0	2KJ3207-9DC22-.FJ1	-Z H1J+H07
	0.23	2.94	22560	6181	155400	O5C55.6181DE80	2LP069.-0GG.0-1ED0	2KJ3208-9DC22-.FJ1	-Z H1J+H08
	0.25	0.98	20871	5718	76000	O5C37.5718DE80	2LP069.-0GC.0-1ED0	2KJ3206-9DC22-.FJ1	-Z H1J+H06
	0.25	1.22	20871	5718	80800	O5C40.5718DE80	2LP069.-0GD.0-0ED0	2KJ3206-9DC22-.FJ1	-Z H1J+H06
	0.26	0.75	20375	5582	69400	O5C35.5582DE80	2LP069.-0GB.0-0ED0	2KJ3204-9DC22-.FK1	-Z H1J+H05
	0.27	1.06	19265	5278	76000	O5C37.5278DE80	2LP069.-0GC.0-0ED0	2KJ3206-9DC22-.FH1	-Z H1J+H06
	0.27	1.32	19265	5278	80800	O5C40.5278DE80	2LP069.-0GD.0-8DD0	2KJ3206-9DC22-.FH1	-Z H1J+H06
	0.27	1.87	19137	5243	121300	O5C45.5243DE80	2LP069.-0GE.0-7DD0	2KJ3207-9DC22-.FH1	-Z H1J+H07
	0.27	2.40	19137	5243	121300	O5C50.5243DE80	2LP069.-0GF.0-7DD0	2KJ3207-9DC22-.FH1	-Z H1J+H07
	0.29	0.86	17847	4890	69400	O5C35.4890DE80	2LP069.-0GB.0-8DD0	2KJ3204-9DC22-.FJ1	-Z H1J+H05
	0.29	2.00	17839	4887	121300	O5C45.4887DE80	2LP069.-0GE.0-6DD0	2KJ3207-9DC22-.FG1	-Z H1J+H07
	0.29	2.55	18011	4934	121300	O5C50.4934DE80	2LP069.-0GF.0-6DD0	2KJ3207-9DC22-.FG1	-Z H1J+H07
	0.31	1.20	17057	4673	76000	O5C37.4673DE80	2LP069.-0GC.0-8DD0	2KJ3206-9DC22-.FG1	-Z H1J+H06
	0.31	1.50	17057	4673	80800	O5C40.4673DE80	2LP069.-0GD.0-7DD0	2KJ3206-9DC22-.FG1	-Z H1J+H06
	0.31	2.10	17010	4660	121300	O5C45.4660DE80	2LP069.-0GE.0-5DD0	2KJ3207-9DC22-.FF1	-Z H1J+H07
	0.31	2.70	17010	4660	121300	O5C50.4660DE80	2LP069.-0GF.0-5DD0	2KJ3207-9DC22-.FF1	-Z H1J+H07
0.32	0.93	16474	4513	69400	O5C35.4513DE80	2LP069.-0GB.0-7DD0	2KJ3204-9DC22-.FH1	-Z H1J+H05	
0.36	0.70	14586	3996	45500	O5C30.3996DE80	2LP069.-0GA.0-7DD0	2KJ3204-9DC22-.FG1	-Z H1J+H05	
0.36	1.05	14586	3996	69400	O5C35.3996DE80	2LP069.-0GB.0-6DD0	2KJ3204-9DC22-.FG1	-Z H1J+H05	
0.36	2.47	14474	3966	121300	O5C45.3966DE80	2LP069.-0GE.0-4DD0	2KJ3207-9DC22-.FE1	-Z H1J+H07	
0.37	1.44	14197	3890	76000	O5C37.3890DE80	2LP069.-0GC.0-7DD0	2KJ3206-9DC22-.FF1	-Z H1J+H06	
0.37	1.80	14197	3890	80800	O5C40.3890DE80	2LP069.-0GD.0-6DD0	2KJ3206-9DC22-.FF1	-Z H1J+H06	
0.39	1.53	13362	3661	76000	O5C37.3661DE80	2LP069.-0GC.0-6DD0	2KJ3206-9DC22-.FE1	-Z H1J+H06	
0.39	1.91	13362	3661	80800	O5C40.3661DE80	2LP069.-0GD.0-5DD0	2KJ3206-9DC22-.FE1	-Z H1J+H06	
0.42	2.88	12399	3397	121300	O5C45.3397DE80	2LP069.-0GE.0-3DD0	2KJ3207-9DC22-.FD1	-Z H1J+H07	
0.43	0.84	12140	3326	45500	O5C30.3326DE80	2LP069.-0GA.0-6DD0	2KJ3204-9DC22-.FF1	-Z H1J+H05	
0.43	1.26	12140	3326	69400	O5C35.3326DE80	2LP069.-0GB.0-5DD0	2KJ3204-9DC22-.FF1	-Z H1J+H05	
0.44	1.70	11972	3280	76000	O5C37.3280DE80	2LP069.-0GC.0-5DD0	2KJ3206-9DC22-.FD1	-Z H1J+H06	
0.44	2.13	11972	3280	80800	O5C40.3280DE80	2LP069.-0GD.0-4DD0	2KJ3206-9DC22-.FD1	-Z H1J+H06	
0.46	0.89	11426	3130	45500	O5C30.3130DE80	2LP069.-0GA.0-5DD0	2KJ3204-9DC22-.FE1	-Z H1J+H05	
0.46	1.34	11426	3130	69400	O5C35.3130DE80	2LP069.-0GB.0-4DD0	2KJ3204-9DC22-.FE1	-Z H1J+H05	
0.51	1.00	10238	2805	45500	O5C30.2805DE80	2LP069.-0GA.0-4DD0	2KJ3204-9DC22-.FD1	-Z H1J+H05	
0.51	1.50	10238	2805	69400	O5C35.2805DE80	2LP069.-0GB.0-3DD0	2KJ3204-9DC22-.FD1	-Z H1J+H05	
0.52	2.00	10193	2793	76000	O5C37.2793DE80	2LP069.-0GC.0-4DD0	2KJ3206-9DC22-.FC1	-Z H1J+H06	

<sup>1)</sup> The specified values refer to continuous stresses. For infrequent, brief stresses please refer to Table 1 on page 3/2.



## Selection and ordering data (continued)

$P_N$ kW	$n_2$ rpm	$f_B$ -	$T_2$ Nm	$i_{total}$ -	$F_{R2,perm}$ <sup>1)</sup> N	Short product description	FLENDER SIP planetary gear unit	SIMOGEAR geared motor	Order codes
							Article No.	Article No.	
0.55	0.52	2.50	10193	2793	80800	O5C40.2793DE80	2LP069.-0GD.0-3DD0	2KJ3206-9DC22-.FC1	-Z H1J+H06
	0.53	2.05	9970	2732	76000	O4C37.2732DE80	2LP069.-0GC.0-3DD0	2KJ3106-9DC22-.FA2	-Z H1J+H06
	0.53	2.56	9970	2732	80800	O4C40.2732DE80	2LP069.-0GD.0-2DD0	2KJ3106-9DC22-.FA2	-Z H1J+H06
	0.58	2.25	9064	2483	76000	O4C37.2483DE80	2LP069.-0GC.0-2DD0	2KJ3106-9DC22-.FX1	-Z H1J+H06
	0.58	2.81	9064	2483	80800	O4C40.2483DE80	2LP069.-0GD.0-1DD0	2KJ3106-9DC22-.FX1	-Z H1J+H06
	0.60	1.17	8716	2388	45500	O5C30.2388DE80	2LP069.-0GA.0-3DD0	2KJ3204-9DC22-.FC1	-Z H1J+H05
	0.60	1.76	8716	2388	69400	O5C35.2388DE80	2LP069.-0GB.0-2DD0	2KJ3204-9DC22-.FC1	-Z H1J+H05
	0.60	2.34	8737	2394	76000	O5C37.2394DE80	2LP069.-0GC.0-1DD0	2KJ3206-9DC22-.FB1	-Z H1J+H06
	0.60	2.92	8737	2394	80800	O5C40.2394DE80	2LP069.-0GD.0-0DD0	2KJ3206-9DC22-.FB1	-Z H1J+H06
	0.62	1.20	8526	2336	45500	O4C30.2336DE80	2LP069.-0GA.0-2DD0	2KJ3104-9DC22-.FB2	-Z H1J+H05
	0.62	1.80	8526	2336	69400	O4C35.2336DE80	2LP069.-0GB.0-1DD0	2KJ3104-9DC22-.FB2	-Z H1J+H05
	0.68	1.32	7750	2123	45500	O4C30.2123DE80	2LP069.-0GA.0-1DD0	2KJ3104-9DC22-.FA2	-Z H1J+H05
	0.68	1.97	7750	2123	69400	O4C35.2123DE80	2LP069.-0GB.0-0DD0	2KJ3104-9DC22-.FA2	-Z H1J+H05
	0.68	2.65	7709	2112	76000	O4C37.2112DE80	2LP069.-0GC.0-0DD0	2KJ3106-9DC22-.FW1	-Z H1J+H06
	0.70	1.37	7471	2047	45500	O5C30.2047DE80	2LP069.-0GA.0-0DD0	2KJ3204-9DC22-.FB1	-Z H1J+H05
	0.70	2.05	7471	2047	69400	O5C35.2047DE80	2LP069.-0GB.0-8CD0	2KJ3204-9DC22-.FB1	-Z H1J+H05
	0.70	2.71	7523	2061	76000	O5C37.2061DE80	2LP069.-0GC.0-8CD0	2KJ3206-9DC22-.FA1	-Z H1J+H06
	0.75	2.91	7008	1920	76000	O4C37.1920DE80	2LP069.-0GC.0-7CD0	2KJ3106-9DC22-.FV1	-Z H1J+H06
	0.80	1.55	6592	1806	45500	O4C30.1806DE80	2LP069.-0GA.0-8CD0	2KJ3104-9DC22-.FX1	-Z H1J+H05
	0.80	2.32	6592	1806	69400	O4C35.1806DE80	2LP069.-0GB.0-7CD0	2KJ3104-9DC22-.FX1	-Z H1J+H05
0.82	1.59	6433	1763	45500	O5C30.1763DE80	2LP069.-0GA.0-7CD0	2KJ3204-9DC22-.FA1	-Z H1J+H05	
0.82	2.38	6433	1763	69400	O5C35.1763DE80	2LP069.-0GB.0-6CD0	2KJ3204-9DC22-.FA1	-Z H1J+H05	
0.88	1.70	5993	1642	45500	O4C30.1642DE80	2LP069.-0GA.0-6CD0	2KJ3104-9DC22-.FW1	-Z H1J+H05	
0.88	2.55	5993	1642	69400	O4C35.1642DE80	2LP069.-0GB.0-5CD0	2KJ3104-9DC22-.FW1	-Z H1J+H05	
0.98	1.91	5347	1465	45500	O4C30.1465DE80	2LP069.-0GA.0-5CD0	2KJ3104-9DC22-.FV1	-Z H1J+H05	
0.98	2.86	5347	1465	69400	O4C35.1465DE80	2LP069.-0GB.0-4CD0	2KJ3104-9DC22-.FV1	-Z H1J+H05	
1.1	2.13	4794	1313	45500	O4C30.1313DE80	2LP069.-0GA.0-4CD0	2KJ3104-9DC22-.FU1	-Z H1J+H05	
1.2	2.36	4321	1184	45500	O4C30.1184DE80	2LP069.-0GA.0-3CD0	2KJ3104-9DC22-.FT1	-Z H1J+H05	
1.3	2.56	3989	1093	45500	O4C30.1093DE80	2LP069.-0GA.0-2CD0	2KJ3104-9DC22-.FS1	-Z H1J+H05	
1.4	2.80	3641	998	45500	O4C30.998DE80	2LP069.-0GA.0-1CD0	2KJ3104-9DC22-.FR1	-Z H1J+H05	
0.75	0.10	0.96	69381	13960	155400	O5C55.13960DE80	2LP069.-0GG.0-0FD0	2KJ3208-9DE22-.FS1	-Z H1J+H08
	0.10	1.18	69381	13960	216200	O5C60.13960DE80	2LP069.-0GH.0-0FD0	2KJ3208-9DE22-.FS1	-Z H1J+H08
	0.11	1.05	63073	12691	155400	O5C55.12691DE80	2LP069.-0GG.0-8ED0	2KJ3208-9DE22-.FR1	-Z H1J+H08
	0.11	1.29	63073	12691	216200	O5C60.12691DE80	2LP069.-0GH.0-8ED0	2KJ3208-9DE22-.FR1	-Z H1J+H08
	0.13	0.81	56852	11439	121300	O5C50.11439DE80	2LP069.-0GF.0-5ED0	2KJ3207-9DE22-.FQ1	-Z H1J+H07
	0.13	1.17	56574	11383	155400	O5C55.11383DE80	2LP069.-0GG.0-7ED0	2KJ3208-9DE22-.FQ1	-Z H1J+H08
	0.13	1.44	56574	11383	216200	O5C60.11383DE80	2LP069.-0GH.0-7ED0	2KJ3208-9DE22-.FQ1	-Z H1J+H08
	0.14	0.89	51683	10399	121300	O5C50.10399DE80	2LP069.-0GF.0-4ED0	2KJ3207-9DE22-.FP1	-Z H1J+H07
	0.14	1.30	50866	10235	155400	O5C55.10235DE80	2LP069.-0GG.0-6ED0	2KJ3208-9DE22-.FP1	-Z H1J+H08
	0.14	1.60	50866	10235	216200	O5C60.10235DE80	2LP069.-0GH.0-6ED0	2KJ3208-9DE22-.FP1	-Z H1J+H08
	0.16	0.77	46113	9278	107700	O5C45.9278DE80	2LP069.-0GE.0-3ED0	2KJ3207-9DE22-.FN1	-Z H1J+H07
	0.16	1.00	46113	9278	121300	O5C50.9278DE80	2LP069.-0GF.0-3ED0	2KJ3207-9DE22-.FN1	-Z H1J+H07
	0.16	1.44	46005	9257	155400	O5C55.9257DE80	2LP069.-0GG.0-5ED0	2KJ3208-9DE22-.FN1	-Z H1J+H08
	0.16	1.77	46005	9257	216200	O5C60.9257DE80	2LP069.-0GH.0-5ED0	2KJ3208-9DE22-.FN1	-Z H1J+H08
	0.17	0.86	41347	8319	107700	O5C45.8319DE80	2LP069.-0GE.0-2ED0	2KJ3207-9DE22-.FM1	-Z H1J+H07
	0.17	1.11	41347	8319	121300	O5C50.8319DE80	2LP069.-0GF.0-2ED0	2KJ3207-9DE22-.FM1	-Z H1J+H07
	0.17	1.56	42466	8545	155400	O5C55.8545DE80	2LP069.-0GG.0-4ED0	2KJ3208-9DE22-.FM1	-Z H1J+H08
0.17	1.92	42466	8545	216200	O5C60.8545DE80	2LP069.-0GH.0-4ED0	2KJ3208-9DE22-.FM1	-Z H1J+H08	

<sup>1)</sup> The specified values refer to continuous stresses. For infrequent, brief stresses please refer to Table 1 on page 3/2.





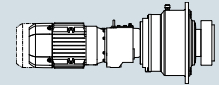
## Planetary geared motors, coaxial

## 4-pole geared motors

## Selection and ordering data (continued)

$P_N$ kW	$n_2$ rpm	$f_B$ -	$T_2$ Nm	$i_{total}$ -	$F_{R2,perm}$ <sup>1)</sup> N	Short product description	FLENDER SIP planetary gear unit	SIMOGEAR geared motor	Order codes
							Article No.	Article No.	
0.75	0.18	1.71	38900	7827	155400	O5C55.7827DE80	2LP069.-0GG.0-3ED0	2KJ3208-9DE22-.FL1	-Z H1J+H08
	0.18	2.10	38900	7827	216200	O5C60.7827DE80	2LP069.-0GH.0-3ED0	2KJ3208-9DE22-.FL1	-Z H1J+H08
	0.19	0.96	37270	7499	107700	O5C45.7499DE80	2LP069.-0GE.0-1ED0	2KJ3207-9DE22-.FL1	-Z H1J+H07
	0.19	1.23	37270	7499	121300	O5C50.7499DE80	2LP069.-0GF.0-1ED0	2KJ3207-9DE22-.FL1	-Z H1J+H07
	0.20	0.71	35689	7181	80800	O5C40.7181DE80	2LP069.-0GD.0-2ED0	2KJ3206-9DE22-.FL1	-Z H1J+H06
	0.21	1.04	34403	6922	107700	O5C45.6922DE80	2LP069.-0GE.0-0ED0	2KJ3207-9DE22-.FK1	-Z H1J+H07
	0.21	1.33	34403	6922	121300	O5C50.6922DE80	2LP069.-0GF.0-0ED0	2KJ3207-9DE22-.FK1	-Z H1J+H07
	0.22	0.79	32444	6528	80800	O5C40.6528DE80	2LP069.-0GD.0-1ED0	2KJ3206-9DE22-.FK1	-Z H1J+H06
	0.22	2.03	32639	6567	155400	O5C55.6567DE80	2LP069.-0GG.0-2ED0	2KJ3208-9DE22-.FK1	-Z H1J+H08
	0.22	2.50	32639	6567	216200	O5C60.6567DE80	2LP069.-0GH.0-2ED0	2KJ3208-9DE22-.FK1	-Z H1J+H08
	0.23	1.14	31404	6319	107700	O5C45.6319DE80	2LP069.-0GE.0-8DD0	2KJ3207-9DE22-.FJ1	-Z H1J+H07
	0.23	1.46	31404	6319	121300	O5C50.6319DE80	2LP069.-0GF.0-8DD0	2KJ3207-9DE22-.FJ1	-Z H1J+H07
	0.23	2.16	30718	6181	155400	O5C55.6181DE80	2LP069.-0GG.0-1ED0	2KJ3208-9DE22-.FJ1	-Z H1J+H08
	0.23	2.66	30718	6181	216200	O5C60.6181DE80	2LP069.-0GH.0-1ED0	2KJ3208-9DE22-.FJ1	-Z H1J+H08
	0.25	0.90	28419	5718	80800	O5C40.5718DE80	2LP069.-0GD.0-0ED0	2KJ3206-9DE22-.FJ1	-Z H1J+H06
	0.25	2.35	28183	5671	155400	O5C55.5671DE80	2LP069.-0GG.0-0ED0	2KJ3208-9DE22-.FH1	-Z H1J+H08
	0.25	2.90	28183	5671	216200	O5C60.5671DE80	2LP069.-0GH.0-0ED0	2KJ3208-9DE22-.FH1	-Z H1J+H08
	0.27	0.97	26233	5278	80800	O5C40.5278DE80	2LP069.-0GD.0-8DD0	2KJ3206-9DE22-.FH1	-Z H1J+H06
	0.27	1.37	26057	5243	107700	O5C45.5243DE80	2LP069.-0GE.0-7DD0	2KJ3207-9DE22-.FH1	-Z H1J+H07
	0.27	1.76	26057	5243	121300	O5C50.5243DE80	2LP069.-0GF.0-7DD0	2KJ3207-9DE22-.FH1	-Z H1J+H07
	0.29	1.47	24290	4887	107700	O5C45.4887DE80	2LP069.-0GE.0-6DD0	2KJ3207-9DE22-.FG1	-Z H1J+H07
	0.29	1.87	24524	4934	121300	O5C50.4934DE80	2LP069.-0GF.0-6DD0	2KJ3207-9DE22-.FG1	-Z H1J+H07
	0.29	2.69	24619	4954	155400	O5C55.4954DE80	2LP069.-0GG.0-8DD0	2KJ3208-9DE22-.FG1	-Z H1J+H08
	0.31	1.10	23226	4673	80800	O5C40.4673DE80	2LP069.-0GD.0-7DD0	2KJ3206-9DE22-.FG1	-Z H1J+H06
	0.31	1.54	23162	4660	107700	O5C45.4660DE80	2LP069.-0GE.0-5DD0	2KJ3207-9DE22-.FF1	-Z H1J+H07
	0.31	1.98	23162	4660	121300	O5C50.4660DE80	2LP069.-0GF.0-5DD0	2KJ3207-9DE22-.FF1	-Z H1J+H07
	0.36	0.77	19861	3996	69400	O5C35.3996DE80	2LP069.-0GB.0-6DD0	2KJ3204-9DE22-.FG1	-Z H1J+H05
	0.36	1.81	19709	3966	107700	O5C45.3966DE80	2LP069.-0GE.0-4DD0	2KJ3207-9DE22-.FE1	-Z H1J+H07
	0.36	2.33	19709	3966	121300	O5C50.3966DE80	2LP069.-0GF.0-4DD0	2KJ3207-9DE22-.FE1	-Z H1J+H07
	0.37	1.06	19331	3890	76000	O5C37.3890DE80	2LP069.-0GC.0-7DD0	2KJ3206-9DE22-.FF1	-Z H1J+H06
0.37	1.32	19331	3890	80800	O5C40.3890DE80	2LP069.-0GD.0-6DD0	2KJ3206-9DE22-.FF1	-Z H1J+H06	
0.39	1.12	18194	3661	76000	O5C37.3661DE80	2LP069.-0GC.0-6DD0	2KJ3206-9DE22-.FE1	-Z H1J+H06	
0.39	1.40	18194	3661	80800	O5C40.3661DE80	2LP069.-0GD.0-5DD0	2KJ3206-9DE22-.FE1	-Z H1J+H06	
0.42	2.12	16883	3397	107700	O5C45.3397DE80	2LP069.-0GE.0-3DD0	2KJ3207-9DE22-.FD1	-Z H1J+H07	
0.42	2.72	16883	3397	121300	O5C50.3397DE80	2LP069.-0GF.0-3DD0	2KJ3207-9DE22-.FD1	-Z H1J+H07	
0.43	0.93	16530	3326	69400	O5C35.3326DE80	2LP069.-0GB.0-5DD0	2KJ3204-9DE22-.FF1	-Z H1J+H05	
0.44	1.25	16302	3280	76000	O5C37.3280DE80	2LP069.-0GC.0-5DD0	2KJ3206-9DE22-.FD1	-Z H1J+H06	
0.44	1.56	16302	3280	80800	O5C40.3280DE80	2LP069.-0GD.0-4DD0	2KJ3206-9DE22-.FD1	-Z H1J+H06	
0.46	0.98	15558	3130	69400	O5C35.3130DE80	2LP069.-0GB.0-4DD0	2KJ3204-9DE22-.FE1	-Z H1J+H05	
0.48	2.41	14845	2987	107700	O5C45.2987DE80	2LP069.-0GE.0-2DD0	2KJ3207-9DE22-.FC1	-Z H1J+H07	
0.51	0.73	13940	2805	45500	O5C30.2805DE80	2LP069.-0GA.0-4DD0	2KJ3204-9DE22-.FD1	-Z H1J+H05	
0.51	1.10	13940	2805	69400	O5C35.2805DE80	2LP069.-0GB.0-3DD0	2KJ3204-9DE22-.FD1	-Z H1J+H05	
0.52	1.47	13879	2793	76000	O5C37.2793DE80	2LP069.-0GC.0-4DD0	2KJ3206-9DE22-.FC1	-Z H1J+H06	
0.52	1.84	13879	2793	80800	O5C40.2793DE80	2LP069.-0GD.0-3DD0	2KJ3206-9DE22-.FC1	-Z H1J+H06	
0.53	1.50	13576	2732	76000	O4C37.2732DE80	2LP069.-0GC.0-3DD0	2KJ3106-9DE22-.FA2	-Z H1J+H06	
0.53	1.88	13576	2732	80800	O4C40.2732DE80	2LP069.-0GD.0-2DD0	2KJ3106-9DE22-.FA2	-Z H1J+H06	
0.57	2.85	12524	2520	107700	O5C45.2520DE80	2LP069.-0GE.0-1DD0	2KJ3207-9DE22-.FB1	-Z H1J+H07	
0.58	1.65	12342	2483	76000	O4C37.2483DE80	2LP069.-0GC.0-2DD0	2KJ3106-9DE22-.FX1	-Z H1J+H06	

<sup>1)</sup> The specified values refer to continuous stresses. For infrequent, brief stresses please refer to Table 1 on page 3/2.



## Selection and ordering data (continued)

$P_N$ kW	$n_2$ rpm	$f_B$ -	$T_2$ Nm	$i_{total}$ -	$F_{R2,perm}$ <sup>1)</sup> N	Short product description	FLENDER SIP planetary gear unit	SIMOGEAR geared motor	Order codes
							Article No.	Article No.	
0.75	0.58	2.07	12342	2483	80800	O4C40.2483DE80	2LP069.-0GD.0-1DD0	2KJ3106-9DE22-.FX1	-Z H1J+H06
	0.59	2.94	12128	2440	107700	O4C45.2440DE80	2LP069.-0GE.0-0DD0	2KJ3107-9DE22-.FA2	-Z H1J+H07
	0.60	0.86	11868	2388	45500	O5C30.2388DE80	2LP069.-0GA.0-3DD0	2KJ3204-9DE22-.FC1	-Z H1J+H05
	0.60	1.29	11868	2388	69400	O5C35.2388DE80	2LP069.-0GB.0-2DD0	2KJ3204-9DE22-.FC1	-Z H1J+H05
	0.60	1.72	11896	2394	76000	O5C37.2394DE80	2LP069.-0GC.0-1DD0	2KJ3206-9DE22-.FB1	-Z H1J+H06
	0.60	2.14	11896	2394	80800	O5C40.2394DE80	2LP069.-0GD.0-0DD0	2KJ3206-9DE22-.FB1	-Z H1J+H06
	0.62	0.88	11609	2336	45500	O4C30.2336DE80	2LP069.-0GA.0-2DD0	2KJ3104-9DE22-.FB2	-Z H1J+H05
	0.62	1.32	11609	2336	69400	O4C35.2336DE80	2LP069.-0GB.0-1DD0	2KJ3104-9DE22-.FB2	-Z H1J+H05
	0.68	0.97	10553	2123	45500	O4C30.2123DE80	2LP069.-0GA.0-1DD0	2KJ3104-9DE22-.FA2	-Z H1J+H05
	0.68	1.45	10553	2123	69400	O4C35.2123DE80	2LP069.-0GB.0-0DD0	2KJ3104-9DE22-.FA2	-Z H1J+H05
	0.68	1.94	10497	2112	76000	O4C37.2112DE80	2LP069.-0GC.0-0DD0	2KJ3106-9DE22-.FW1	-Z H1J+H06
	0.68	2.43	10497	2112	80800	O4C40.2112DE80	2LP069.-0GD.0-8CD0	2KJ3106-9DE22-.FW1	-Z H1J+H06
	0.70	1.00	10173	2047	45500	O5C30.2047DE80	2LP069.-0GA.0-0DD0	2KJ3204-9DE22-.FB1	-Z H1J+H05
	0.70	1.50	10173	2047	69400	O5C35.2047DE80	2LP069.-0GB.0-8CD0	2KJ3204-9DE22-.FB1	-Z H1J+H05
	0.70	1.99	10244	2061	76000	O5C37.2061DE80	2LP069.-0GC.0-8CD0	2KJ3206-9DE22-.FA1	-Z H1J+H06
	0.70	2.49	10244	2061	80800	O5C40.2061DE80	2LP069.-0GD.0-7CD0	2KJ3206-9DE22-.FA1	-Z H1J+H06
	0.75	2.14	9542	1920	76000	O4C37.1920DE80	2LP069.-0GC.0-7CD0	2KJ3106-9DE22-.FV1	-Z H1J+H06
	0.75	2.67	9542	1920	80800	O4C40.1920DE80	2LP069.-0GD.0-6CD0	2KJ3106-9DE22-.FV1	-Z H1J+H06
	0.80	1.14	8976	1806	45500	O4C30.1806DE80	2LP069.-0GA.0-8CD0	2KJ3104-9DE22-.FX1	-Z H1J+H05
	0.80	1.71	8976	1806	69400	O4C35.1806DE80	2LP069.-0GB.0-7CD0	2KJ3104-9DE22-.FX1	-Z H1J+H05
	0.82	1.16	8760	1763	45500	O5C30.1763DE80	2LP069.-0GA.0-7CD0	2KJ3204-9DE22-.FA1	-Z H1J+H05
	0.82	1.75	8760	1763	69400	O5C35.1763DE80	2LP069.-0GB.0-6CD0	2KJ3204-9DE22-.FA1	-Z H1J+H05
	0.84	2.40	8514	1713	76000	O4C37.1713DE80	2LP069.-0GC.0-6CD0	2KJ3106-9DE22-.FU1	-Z H1J+H06
	0.88	1.25	8160	1642	45500	O4C30.1642DE80	2LP069.-0GA.0-6CD0	2KJ3104-9DE22-.FW1	-Z H1J+H05
	0.88	1.88	8160	1642	69400	O4C35.1642DE80	2LP069.-0GB.0-5CD0	2KJ3104-9DE22-.FW1	-Z H1J+H05
	0.94	2.67	7634	1536	76000	O4C37.1536DE80	2LP069.-0GC.0-5CD0	2KJ3106-9DE22-.FT1	-Z H1J+H06
	0.98	1.40	7280	1465	45500	O4C30.1465DE80	2LP069.-0GA.0-5CD0	2KJ3104-9DE22-.FV1	-Z H1J+H05
0.98	2.10	7280	1465	69400	O4C35.1465DE80	2LP069.-0GB.0-4CD0	2KJ3104-9DE22-.FV1	-Z H1J+H05	
1.0	2.97	6881	1385	76000	O4C37.1385DE80	2LP069.-0GC.0-4CD0	2KJ3106-9DE22-.FS1	-Z H1J+H06	
1.1	1.56	6528	1313	45500	O4C30.1313DE80	2LP069.-0GA.0-4CD0	2KJ3104-9DE22-.FU1	-Z H1J+H05	
1.1	2.34	6528	1313	69400	O4C35.1313DE80	2LP069.-0GB.0-3CD0	2KJ3104-9DE22-.FU1	-Z H1J+H05	
1.2	1.73	5884	1184	45500	O4C30.1184DE80	2LP069.-0GA.0-3CD0	2KJ3104-9DE22-.FT1	-Z H1J+H05	
1.2	2.60	5884	1184	69400	O4C35.1184DE80	2LP069.-0GB.0-2CD0	2KJ3104-9DE22-.FT1	-Z H1J+H05	
1.3	1.88	5432	1093	45500	O4C30.1093DE80	2LP069.-0GA.0-2CD0	2KJ3104-9DE22-.FS1	-Z H1J+H05	
1.3	2.82	5432	1093	69400	O4C35.1093DE80	2LP069.-0GB.0-1CD0	2KJ3104-9DE22-.FS1	-Z H1J+H05	
1.4	2.06	4958	998	45500	O4C30.998DE80	2LP069.-0GA.0-1CD0	2KJ3104-9DE22-.FR1	-Z H1J+H05	
1.7	2.48	4114	828	45500	O4C30.828DE80	2LP069.-0GA.0-0CD0	2KJ3104-9DE22-.FQ1	-Z H1J+H05	
1.9	2.64	3872	779	45500	O4C30.779DE80	2LP069.-0GA.0-8BD0	2KJ3104-9DE22-.FP1	-Z H1J+H05	
2.0	2.79	3657	736	45500	O4C30.736DE80	2LP069.-0GA.0-7BD0	2KJ3104-9DE22-.FN1	-Z H1J+H05	
1.1	0.10	0.76	102884	13960	216200	O5C60.13960DE90	2LP069.-0GH.0-0FE0	2KJ3208-9EK22-.FS1	-Z H1J+H08
	0.11	0.83	93531	12691	216200	O5C60.12691DE90	2LP069.-0GH.0-8EE0	2KJ3208-9EK22-.FR1	-Z H1J+H08
	0.13	0.75	83893	11383	155400	O5C55.11383DE90	2LP069.-0GG.0-7EE0	2KJ3208-9EK22-.FQ1	-Z H1J+H08
	0.13	0.93	83893	11383	216200	O5C60.11383DE90	2LP069.-0GH.0-7EE0	2KJ3208-9EK22-.FQ1	-Z H1J+H08
	0.14	0.84	75428	10235	155400	O5C55.10235DE90	2LP069.-0GG.0-6EE0	2KJ3208-9EK22-.FP1	-Z H1J+H08
	0.14	1.03	75428	10235	216200	O5C60.10235DE90	2LP069.-0GH.0-6EE0	2KJ3208-9EK22-.FP1	-Z H1J+H08
	0.15	0.93	68221	9257	155400	O5C55.9257DE90	2LP069.-0GG.0-5EE0	2KJ3208-9EK22-.FN1	-Z H1J+H08
	0.15	1.14	68221	9257	216200	O5C60.9257DE90	2LP069.-0GH.0-5EE0	2KJ3208-9EK22-.FN1	-Z H1J+H08
	0.17	0.71	61313	8319	121300	O5C50.8319DE90	2LP069.-0GF.0-2EE0	2KJ3207-9EK22-.FM1	-Z H1J+H07

<sup>1)</sup> The specified values refer to continuous stresses. For infrequent, brief stresses please refer to Table 1 on page 3/2.





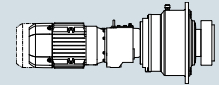
## Planetary geared motors, coaxial

## 4-pole geared motors

## Selection and ordering data (continued)

$P_N$ kW	$n_2$ rpm	$f_B$ -	$T_2$ Nm	$i_{total}$ -	$F_{R2,perm}$ <sup>1)</sup> N	Short product description	FLENDER SIP planetary gear unit	SIMOGEAR geared motor	Order codes
							Article No.	Article No.	
1.1	0.17	1.00	62973	8545	155400	O5C55.8545DE90	2LP069.-0GG.0-4EE0	2KJ3208-9EK22-.FM1	-Z H1J+H08
	0.17	1.24	62973	8545	216200	O5C60.8545DE90	2LP069.-0GH.0-4EE0	2KJ3208-9EK22-.FM1	-Z H1J+H08
	0.18	1.10	57685	7827	155400	O5C55.7827DE90	2LP069.-0GG.0-3EE0	2KJ3208-9EK22-.FL1	-Z H1J+H08
	0.18	1.35	57685	7827	216200	O5C60.7827DE90	2LP069.-0GH.0-3EE0	2KJ3208-9EK22-.FL1	-Z H1J+H08
	0.19	0.79	55267	7499	121300	O5C50.7499DE90	2LP069.-0GF.0-1EE0	2KJ3207-9EK22-.FL1	-Z H1J+H07
	0.21	0.86	51016	6922	121300	O5C50.6922DE90	2LP069.-0GF.0-0EE0	2KJ3207-9EK22-.FK1	-Z H1J+H07
	0.22	1.31	48400	6567	155400	O5C55.6567DE90	2LP069.-0GG.0-2EE0	2KJ3208-9EK22-.FK1	-Z H1J+H08
	0.22	1.61	48400	6567	216200	O5C60.6567DE90	2LP069.-0GH.0-2EE0	2KJ3208-9EK22-.FK1	-Z H1J+H08
	0.23	0.73	46569	6319	107700	O5C45.6319DE90	2LP069.-0GE.0-8DE0	2KJ3207-9EK22-.FJ1	-Z H1J+H07
	0.23	0.94	46569	6319	121300	O5C50.6319DE90	2LP069.-0GF.0-8DE0	2KJ3207-9EK22-.FJ1	-Z H1J+H07
	0.23	1.39	45552	6181	155400	O5C55.6181DE90	2LP069.-0GG.0-1EE0	2KJ3208-9EK22-.FJ1	-Z H1J+H08
	0.23	1.71	45552	6181	216200	O5C60.6181DE90	2LP069.-0GH.0-1EE0	2KJ3208-9EK22-.FJ1	-Z H1J+H08
	0.25	1.51	41793	5671	155400	O5C55.5671DE90	2LP069.-0GG.0-0EE0	2KJ3208-9EK22-.FH1	-Z H1J+H08
	0.25	1.86	41793	5671	216200	O5C60.5671DE90	2LP069.-0GH.0-0EE0	2KJ3208-9EK22-.FH1	-Z H1J+H08
	0.27	0.88	38640	5243	107700	O5C45.5243DE90	2LP069.-0GE.0-7DE0	2KJ3207-9EK22-.FH1	-Z H1J+H07
	0.27	1.13	38640	5243	121300	O5C50.5243DE90	2LP069.-0GF.0-7DE0	2KJ3207-9EK22-.FH1	-Z H1J+H07
	0.29	0.95	36020	4887	107700	O5C45.4887DE90	2LP069.-0GE.0-6DE0	2KJ3207-9EK22-.FG1	-Z H1J+H07
	0.29	1.20	36367	4934	121300	O5C50.4934DE90	2LP069.-0GF.0-6DE0	2KJ3207-9EK22-.FG1	-Z H1J+H07
	0.29	1.73	36507	4954	155400	O5C55.4954DE90	2LP069.-0GG.0-8DE0	2KJ3208-9EK22-.FG1	-Z H1J+H08
	0.29	2.13	36507	4954	216200	O5C60.4954DE90	2LP069.-0GH.0-8DE0	2KJ3208-9EK22-.FG1	-Z H1J+H08
	0.30	0.71	34442	4673	80800	O5C40.4673DE90	2LP069.-0GD.0-7DE0	2KJ3206-9EK22-.FG1	-Z H1J+H06
	0.31	0.99	34347	4660	107700	O5C45.4660DE90	2LP069.-0GE.0-5DE0	2KJ3207-9EK22-.FF1	-Z H1J+H07
	0.31	1.27	34347	4660	121300	O5C50.4660DE90	2LP069.-0GF.0-5DE0	2KJ3207-9EK22-.FF1	-Z H1J+H07
	0.32	1.93	32686	4435	155400	O5C55.4435DE90	2LP069.-0GG.0-7DE0	2KJ3208-9EK22-.FF1	-Z H1J+H08
	0.32	2.38	32686	4435	216200	O5C60.4435DE90	2LP069.-0GH.0-7DE0	2KJ3208-9EK22-.FF1	-Z H1J+H08
	0.36	1.17	29226	3966	107700	O5C45.3966DE90	2LP069.-0GE.0-4DE0	2KJ3207-9EK22-.FE1	-Z H1J+H07
	0.36	1.50	29226	3966	121300	O5C50.3966DE90	2LP069.-0GF.0-4DE0	2KJ3207-9EK22-.FE1	-Z H1J+H07
	0.37	0.85	28666	3890	80800	O5C40.3890DE90	2LP069.-0GD.0-6DE0	2KJ3206-9EK22-.FF1	-Z H1J+H06
0.37	2.21	28579	3878	155400	O5C55.3878DE90	2LP069.-0GG.0-6DE0	2KJ3208-9EK22-.FE1	-Z H1J+H08	
0.37	2.72	28579	3878	216200	O5C60.3878DE90	2LP069.-0GH.0-6DE0	2KJ3208-9EK22-.FE1	-Z H1J+H08	
0.39	0.72	26980	3661	76000	O5C37.3661DE90	2LP069.-0GC.0-6DE0	2KJ3206-9EK22-.FE1	-Z H1J+H06	
0.39	0.90	26980	3661	80800	O5C40.3661DE90	2LP069.-0GD.0-5DE0	2KJ3206-9EK22-.FE1	-Z H1J+H06	
0.42	1.36	25036	3397	107700	O5C45.3397DE90	2LP069.-0GE.0-3DE0	2KJ3207-9EK22-.FD1	-Z H1J+H07	
0.42	1.75	25036	3397	121300	O5C50.3397DE90	2LP069.-0GF.0-3DE0	2KJ3207-9EK22-.FD1	-Z H1J+H07	
0.43	0.80	24174	3280	76000	O5C37.3280DE90	2LP069.-0GC.0-5DE0	2KJ3206-9EK22-.FD1	-Z H1J+H06	
0.43	1.01	24174	3280	80800	O5C40.3280DE90	2LP069.-0GD.0-4DE0	2KJ3206-9EK22-.FD1	-Z H1J+H06	
0.43	2.58	24531	3328	155400	O5C55.3328DE90	2LP069.-0GG.0-5DE0	2KJ3208-9EK22-.FD1	-Z H1J+H08	
0.48	1.55	22013	2987	107700	O5C45.2987DE90	2LP069.-0GE.0-2DE0	2KJ3207-9EK22-.FC1	-Z H1J+H07	
0.48	1.99	22013	2987	121300	O5C50.2987DE90	2LP069.-0GF.0-2DE0	2KJ3207-9EK22-.FC1	-Z H1J+H07	
0.48	2.92	21683	2942	155400	O5C55.2942DE90	2LP069.-0GG.0-4DE0	2KJ3208-9EK22-.FC1	-Z H1J+H08	
0.51	0.71	20672	2805	69400	O5C35.2805DE90	2LP069.-0GB.0-3DE0	2KJ3204-9EK22-.FD1	-Z H1J+H05	
0.51	0.95	20581	2793	76000	O5C37.2793DE90	2LP069.-0GC.0-4DE0	2KJ3206-9EK22-.FC1	-Z H1J+H06	
0.51	1.18	20581	2793	80800	O5C40.2793DE90	2LP069.-0GD.0-3DE0	2KJ3206-9EK22-.FC1	-Z H1J+H06	
0.52	0.97	20131	2732	76000	O4C37.2732DE90	2LP069.-0GC.0-3DE0	2KJ3106-9EK22-.FA2	-Z H1J+H06	
0.52	1.21	20131	2732	80800	O4C40.2732DE90	2LP069.-0GD.0-2DE0	2KJ3106-9EK22-.FA2	-Z H1J+H06	
0.57	1.06	18301	2483	76000	O4C37.2483DE90	2LP069.-0GC.0-2DE0	2KJ3106-9EK22-.FX1	-Z H1J+H06	
0.57	1.33	18301	2483	80800	O4C40.2483DE90	2LP069.-0GD.0-1DE0	2KJ3106-9EK22-.FX1	-Z H1J+H06	
0.57	1.83	18572	2520	107700	O5C45.2520DE90	2LP069.-0GE.0-1DE0	2KJ3207-9EK22-.FB1	-Z H1J+H07	

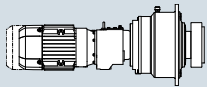
<sup>1)</sup> The specified values refer to continuous stresses. For infrequent, brief stresses please refer to Table 1 on page 3/2.



## Selection and ordering data (continued)

$P_N$ kW	$n_2$ rpm	$f_B$ -	$T_2$ Nm	$i_{total}$ -	$F_{R2,perm}^{1)}$ N	Short product description	FLENDER SIP planetary gear unit	SIMOGEAR geared motor	Order codes
							Article No.	Article No.	
1.1	0.57	2.36	18572	2520	121300	O5C50.2520DE90	2LP069.-0GF.0-1DE0	2KJ3207-9EK22-.FB1	-Z H1J+H07
	0.58	1.89	17985	2440	107700	O4C45.2440DE90	2LP069.-0GE.0-0DE0	2KJ3107-9EK22-.FA2	-Z H1J+H07
	0.58	2.43	17985	2440	121300	O4C50.2440DE90	2LP069.-0GF.0-0DE0	2KJ3107-9EK22-.FA2	-Z H1J+H07
	0.60	0.83	17599	2388	69400	O5C35.2388DE90	2LP069.-0GB.0-2DE0	2KJ3204-9EK22-.FC1	-Z H1J+H05
	0.60	1.10	17641	2394	76000	O5C37.2394DE90	2LP069.-0GC.0-1DE0	2KJ3206-9EK22-.FB1	-Z H1J+H06
	0.60	1.38	17641	2394	80800	O5C40.2394DE90	2LP069.-0GD.0-0DE0	2KJ3206-9EK22-.FB1	-Z H1J+H06
	0.61	0.85	17215	2336	69400	O4C35.2336DE90	2LP069.-0GB.0-1DE0	2KJ3104-9EK22-.FB2	-Z H1J+H05
	0.64	2.08	16350	2218	107700	O4C45.2218DE90	2LP069.-0GE.0-8CE0	2KJ3107-9EK22-.FX1	-Z H1J+H07
	0.64	2.68	16350	2218	121300	O4C50.2218DE90	2LP069.-0GF.0-8CE0	2KJ3107-9EK22-.FX1	-Z H1J+H07
	0.65	2.10	16187	2196	107700	O5C45.2196DE90	2LP069.-0GE.0-7CE0	2KJ3207-9EK22-.FA1	-Z H1J+H07
	0.65	2.70	16187	2196	121300	O5C50.2196DE90	2LP069.-0GF.0-7CE0	2KJ3207-9EK22-.FA1	-Z H1J+H07
	0.67	0.93	15650	2123	69400	O4C35.2123DE90	2LP069.-0GB.0-0DE0	2KJ3104-9EK22-.FA2	-Z H1J+H05
	0.67	1.25	15565	2112	76000	O4C37.2112DE90	2LP069.-0GC.0-0DE0	2KJ3106-9EK22-.FW1	-Z H1J+H06
	0.67	1.28	15191	2061	76000	O5C37.2061DE90	2LP069.-0GC.0-8CE0	2KJ3206-9EK22-.FA1	-Z H1J+H06
	0.67	1.56	15565	2112	80800	O4C40.2112DE90	2LP069.-0GD.0-8CE0	2KJ3106-9EK22-.FW1	-Z H1J+H06
	0.67	1.60	15191	2061	80800	O5C40.2061DE90	2LP069.-0GD.0-7CE0	2KJ3206-9EK22-.FA1	-Z H1J+H06
	0.70	0.97	15085	2047	69400	O5C35.2047DE90	2LP069.-0GB.0-8CE0	2KJ3204-9EK22-.FB1	-Z H1J+H05
	0.72	2.32	14665	1990	107700	O4C45.1990DE90	2LP069.-0GE.0-6CE0	2KJ3107-9EK22-.FW1	-Z H1J+H07
	0.72	2.99	14665	1990	121300	O4C50.1990DE90	2LP069.-0GF.0-6CE0	2KJ3107-9EK22-.FW1	-Z H1J+H07
	0.74	1.38	14150	1920	76000	O4C37.1920DE90	2LP069.-0GC.0-7CE0	2KJ3106-9EK22-.FV1	-Z H1J+H06
	0.74	1.72	14150	1920	80800	O4C40.1920DE90	2LP069.-0GD.0-6CE0	2KJ3106-9EK22-.FV1	-Z H1J+H06
	0.79	0.73	13310	1806	45500	O4C30.1806DE90	2LP069.-0GA.0-8CE0	2KJ3104-9EK22-.FX1	-Z H1J+H05
	0.79	1.10	13310	1806	69400	O4C35.1806DE90	2LP069.-0GB.0-7CE0	2KJ3104-9EK22-.FX1	-Z H1J+H05
	0.80	2.58	13186	1789	107700	O4C45.1789DE90	2LP069.-0GE.0-5CE0	2KJ3107-9EK22-.FV1	-Z H1J+H07
	0.81	0.75	12990	1763	45500	O5C30.1763DE90	2LP069.-0GA.0-7CE0	2KJ3204-9EK22-.FA1	-Z H1J+H05
	0.81	1.12	12990	1763	69400	O5C35.1763DE90	2LP069.-0GB.0-6CE0	2KJ3204-9EK22-.FA1	-Z H1J+H05
	0.83	1.54	12625	1713	76000	O4C37.1713DE90	2LP069.-0GC.0-6CE0	2KJ3106-9EK22-.FU1	-Z H1J+H06
	0.83	1.93	12625	1713	80800	O4C40.1713DE90	2LP069.-0GD.0-5CE0	2KJ3106-9EK22-.FU1	-Z H1J+H06
0.87	0.80	12100	1642	45500	O4C30.1642DE90	2LP069.-0GA.0-6CE0	2KJ3104-9EK22-.FW1	-Z H1J+H05	
0.87	1.21	12100	1642	69400	O4C35.1642DE90	2LP069.-0GB.0-5CE0	2KJ3104-9EK22-.FW1	-Z H1J+H05	
0.88	2.86	11926	1618	107700	O4C45.1618DE90	2LP069.-0GE.0-4CE0	2KJ3107-9EK22-.FU1	-Z H1J+H07	
0.93	1.72	11320	1536	76000	O4C37.1536DE90	2LP069.-0GC.0-5CE0	2KJ3106-9EK22-.FT1	-Z H1J+H06	
0.93	2.15	11320	1536	80800	O4C40.1536DE90	2LP069.-0GD.0-4CE0	2KJ3106-9EK22-.FT1	-Z H1J+H06	
0.97	0.90	10796	1465	45500	O4C30.1465DE90	2LP069.-0GA.0-5CE0	2KJ3104-9EK22-.FV1	-Z H1J+H05	
0.97	1.35	10796	1465	69400	O4C35.1465DE90	2LP069.-0GB.0-4CE0	2KJ3104-9EK22-.FV1	-Z H1J+H05	
1.0	1.91	10204	1385	76000	O4C37.1385DE90	2LP069.-0GC.0-4CE0	2KJ3106-9EK22-.FS1	-Z H1J+H06	
1.0	2.38	10204	1385	80800	O4C40.1385DE90	2LP069.-0GD.0-3CE0	2KJ3106-9EK22-.FS1	-Z H1J+H06	
1.1	1.01	9680	1313	45500	O4C30.1313DE90	2LP069.-0GA.0-4CE0	2KJ3104-9EK22-.FU1	-Z H1J+H05	
1.1	1.51	9680	1313	69400	O4C35.1313DE90	2LP069.-0GB.0-3CE0	2KJ3104-9EK22-.FU1	-Z H1J+H05	
1.1	2.07	9419	1278	76000	O4C37.1278DE90	2LP069.-0GC.0-3CE0	2KJ3106-9EK22-.FR1	-Z H1J+H06	
1.1	2.58	9419	1278	80800	O4C40.1278DE90	2LP069.-0GD.0-2CE0	2KJ3106-9EK22-.FR1	-Z H1J+H06	
1.2	1.11	8726	1184	45500	O4C30.1184DE90	2LP069.-0GA.0-3CE0	2KJ3104-9EK22-.FT1	-Z H1J+H05	
1.2	1.67	8726	1184	69400	O4C35.1184DE90	2LP069.-0GB.0-2CE0	2KJ3104-9EK22-.FT1	-Z H1J+H05	
1.2	2.26	8598	1167	76000	O4C37.1167DE90	2LP069.-0GC.0-2CE0	2KJ3106-9EK22-.FQ1	-Z H1J+H06	
1.2	2.83	8598	1167	80800	O4C40.1167DE90	2LP069.-0GD.0-1CE0	2KJ3106-9EK22-.FQ1	-Z H1J+H06	
1.3	1.21	8054	1093	45500	O4C30.1093DE90	2LP069.-0GA.0-2CE0	2KJ3104-9EK22-.FS1	-Z H1J+H05	
1.3	1.81	8054	1093	69400	O4C35.1093DE90	2LP069.-0GB.0-1CE0	2KJ3104-9EK22-.FS1	-Z H1J+H05	
1.4	1.32	7352	998	45500	O4C30.998DE90	2LP069.-0GA.0-1CE0	2KJ3104-9EK22-.FR1	-Z H1J+H05	

<sup>1)</sup> The specified values refer to continuous stresses. For infrequent, brief stresses please refer to Table 1 on page 3/2.



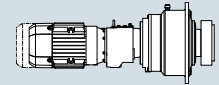
## Planetary geared motors, coaxial

## 4-pole geared motors

## Selection and ordering data (continued)

$P_N$ kW	$n_2$ rpm	$f_B$ -	$T_2$ Nm	$i_{total}$ -	$F_{R2,perm}$ <sup>1)</sup> N	Short product description	FLENDER SIP planetary gear unit Article No.	SIMOGEAR geared motor Article No.	Order codes	
1.1	1.4	1.98	7352	998	69400	O4C35.998DE90	2LP069.-0GB.0-0CE0	2KJ3104-9EK22-.FR1	-Z H1J+H05	
	1.5	2.73	7134	968	76000	O4C37.968DE90	2LP069.-0GC.0-1CE0	2KJ3106-9EK22-.FP1	-Z H1J+H06	
	1.6	2.90	6715	911	76000	O4C37.911DE90	2LP069.-0GC.0-0CE0	2KJ3106-9EK22-.FN1	-Z H1J+H06	
	1.7	1.59	6101	828	45500	O4C30.828DE90	2LP069.-0GA.0-0CE0	2KJ3104-9EK22-.FQ1	-Z H1J+H05	
	1.7	2.39	6101	828	69400	O4C35.828DE90	2LP069.-0GB.0-8BE0	2KJ3104-9EK22-.FQ1	-Z H1J+H05	
	1.8	1.69	5742	779	45500	O4C30.779DE90	2LP069.-0GA.0-8BE0	2KJ3104-9EK22-.FP1	-Z H1J+H05	
	1.8	2.54	5742	779	69400	O4C35.779DE90	2LP069.-0GB.0-7BE0	2KJ3104-9EK22-.FP1	-Z H1J+H05	
	1.9	1.79	5423	736	45500	O4C30.736DE90	2LP069.-0GA.0-7BE0	2KJ3104-9EK22-.FN1	-Z H1J+H05	
	1.9	2.69	5423	736	69400	O4C35.736DE90	2LP069.-0GB.0-6BE0	2KJ3104-9EK22-.FN1	-Z H1J+H05	
	2.3	2.11	4614	626	45500	O4C30.626DE90	2LP069.-0GA.0-6BE0	2KJ3104-9EK22-.FM1	-Z H1J+H05	
	2.7	2.46	3953	536	45500	O4C30.536DE90	2LP069.-0GA.0-5BE0	2KJ3104-9EK22-.FL1	-Z H1J+H05	
	3.0	2.80	3475	472	45500	O4C30.472DE90	2LP069.-0GA.0-4BE0	2KJ3104-9EK22-.FK1	-Z H1J+H05	
	1.5	0.13	0.72	113603	11383	216200	O5C60.11383DE90	2LP069.-0GH.0-7EE0	2KJ3208-9EM22-.FQ1	-Z H1J+H08
		0.14	0.80	102141	10235	216200	O5C60.10235DE90	2LP069.-0GH.0-6EE0	2KJ3208-9EM22-.FP1	-Z H1J+H08
0.16		0.72	92380	9257	155400	O5C55.9257DE90	2LP069.-0GG.0-5EE0	2KJ3208-9EM22-.FN1	-Z H1J+H08	
0.16		0.88	92380	9257	216200	O5C60.9257DE90	2LP069.-0GH.0-5EE0	2KJ3208-9EM22-.FN1	-Z H1J+H08	
0.17		0.78	85274	8545	155400	O5C55.8545DE90	2LP069.-0GG.0-4EE0	2KJ3208-9EM22-.FM1	-Z H1J+H08	
0.17		0.96	85274	8545	216200	O5C60.8545DE90	2LP069.-0GH.0-4EE0	2KJ3208-9EM22-.FM1	-Z H1J+H08	
0.18		0.85	78113	7827	155400	O5C55.7827DE90	2LP069.-0GG.0-3EE0	2KJ3208-9EM22-.FL1	-Z H1J+H08	
0.18		1.05	78113	7827	216200	O5C60.7827DE90	2LP069.-0GH.0-3EE0	2KJ3208-9EM22-.FL1	-Z H1J+H08	
0.22		1.01	65540	6567	155400	O5C55.6567DE90	2LP069.-0GG.0-2EE0	2KJ3208-9EM22-.FK1	-Z H1J+H08	
0.22		1.25	65540	6567	216200	O5C60.6567DE90	2LP069.-0GH.0-2EE0	2KJ3208-9EM22-.FK1	-Z H1J+H08	
0.23		0.73	63060	6319	121300	O5C50.6319DE90	2LP069.-0GF.0-8DE0	2KJ3207-9EM22-.FJ1	-Z H1J+H07	
0.23		1.08	61683	6181	155400	O5C55.6181DE90	2LP069.-0GG.0-1EE0	2KJ3208-9EM22-.FJ1	-Z H1J+H08	
0.23		1.32	61683	6181	216200	O5C60.6181DE90	2LP069.-0GH.0-1EE0	2KJ3208-9EM22-.FJ1	-Z H1J+H08	
0.25		1.17	56593	5671	155400	O5C55.5671DE90	2LP069.-0GG.0-0EE0	2KJ3208-9EM22-.FH1	-Z H1J+H08	
0.25		1.44	56593	5671	216200	O5C60.5671DE90	2LP069.-0GH.0-0EE0	2KJ3208-9EM22-.FH1	-Z H1J+H08	
0.27		0.88	52324	5243	121300	O5C50.5243DE90	2LP069.-0GF.0-7DE0	2KJ3207-9EM22-.FH1	-Z H1J+H07	
0.29		0.73	48776	4887	107700	O5C45.4887DE90	2LP069.-0GE.0-6DE0	2KJ3207-9EM22-.FG1	-Z H1J+H07	
0.29		0.93	49246	4934	121300	O5C50.4934DE90	2LP069.-0GF.0-6DE0	2KJ3207-9EM22-.FG1	-Z H1J+H07	
0.29		1.34	49436	4954	155400	O5C55.4954DE90	2LP069.-0GG.0-8DE0	2KJ3208-9EM22-.FG1	-Z H1J+H08	
0.29		1.65	49436	4954	216200	O5C60.4954DE90	2LP069.-0GH.0-8DE0	2KJ3208-9EM22-.FG1	-Z H1J+H08	
0.31		0.77	46510	4660	107700	O5C45.4660DE90	2LP069.-0GE.0-5DE0	2KJ3207-9EM22-.FF1	-Z H1J+H07	
0.31		0.99	46510	4660	121300	O5C50.4660DE90	2LP069.-0GF.0-5DE0	2KJ3207-9EM22-.FF1	-Z H1J+H07	
0.32		1.50	44261	4435	155400	O5C55.4435DE90	2LP069.-0GG.0-7DE0	2KJ3208-9EM22-.FF1	-Z H1J+H08	
0.32		1.84	44261	4435	216200	O5C60.4435DE90	2LP069.-0GH.0-7DE0	2KJ3208-9EM22-.FF1	-Z H1J+H08	
0.36	0.90	39576	3966	107700	O5C45.3966DE90	2LP069.-0GE.0-4DE0	2KJ3207-9EM22-.FE1	-Z H1J+H07		
0.36	1.16	39576	3966	121300	O5C50.3966DE90	2LP069.-0GF.0-4DE0	2KJ3207-9EM22-.FE1	-Z H1J+H07		
0.37	1.71	38700	3878	155400	O5C55.3878DE90	2LP069.-0GG.0-6DE0	2KJ3208-9EM22-.FE1	-Z H1J+H08		
0.37	2.11	38700	3878	216200	O5C60.3878DE90	2LP069.-0GH.0-6DE0	2KJ3208-9EM22-.FE1	-Z H1J+H08		
0.42	1.05	33902	3397	107700	O5C45.3397DE90	2LP069.-0GE.0-3DE0	2KJ3207-9EM22-.FD1	-Z H1J+H07		
0.42	1.35	33902	3397	121300	O5C50.3397DE90	2LP069.-0GF.0-3DE0	2KJ3207-9EM22-.FD1	-Z H1J+H07		
0.43	2.00	33218	3328	155400	O5C55.3328DE90	2LP069.-0GG.0-5DE0	2KJ3208-9EM22-.FD1	-Z H1J+H08		
0.43	2.46	33218	3328	216200	O5C60.3328DE90	2LP069.-0GH.0-5DE0	2KJ3208-9EM22-.FD1	-Z H1J+H08		
0.44	0.78	32736	3280	80800	O5C40.3280DE90	2LP069.-0GD.0-4DE0	2KJ3206-9EM22-.FD1	-Z H1J+H06		
0.48	1.20	29809	2987	107700	O5C45.2987DE90	2LP069.-0GE.0-2DE0	2KJ3207-9EM22-.FC1	-Z H1J+H07		
0.48	1.54	29809	2987	121300	O5C50.2987DE90	2LP069.-0GF.0-2DE0	2KJ3207-9EM22-.FC1	-Z H1J+H07		
0.49	2.26	29362	2942	155400	O5C55.2942DE90	2LP069.-0GG.0-4DE0	2KJ3208-9EM22-.FC1	-Z H1J+H08		

<sup>1)</sup> The specified values refer to continuous stresses. For infrequent, brief stresses please refer to Table 1 on page 3/2.



## Selection and ordering data (continued)

$P_N$ kW	$n_2$ rpm	$f_B$ -	$T_2$ Nm	$i_{total}$ -	$F_{R2,perm}^{1)}$ N	Short product description	FLENDER SIP planetary gear unit	SIMOGEAR geared motor	Order codes
							Article No.	Article No.	
1.5	0.49	2.78	29362	2942	216200	O5C60.2942DE90	2LP069.-0GH.0-4DE0	2KJ3208-9EM22-.FC1	-Z H1J+H08
	0.51	0.92	27869	2793	80800	O5C40.2793DE90	2LP069.-0GD.0-3DE0	2KJ3206-9EM22-.FC1	-Z H1J+H06
	0.53	0.94	27261	2732	80800	O4C40.2732DE90	2LP069.-0GD.0-2DE0	2KJ3106-9EM22-.FA2	-Z H1J+H06
	0.56	2.59	25644	2570	155400	O4C55.2570DE90	2LP069.-0GG.0-3DE0	2KJ3108-9EM22-.FA2	-Z H1J+H08
	0.57	1.42	25149	2520	107700	O5C45.2520DE90	2LP069.-0GE.0-1DE0	2KJ3207-9EM22-.FB1	-Z H1J+H07
	0.57	1.83	25149	2520	121300	O5C50.2520DE90	2LP069.-0GF.0-1DE0	2KJ3207-9EM22-.FB1	-Z H1J+H07
	0.58	1.03	24782	2483	80800	O4C40.2483DE90	2LP069.-0GD.0-1DE0	2KJ3106-9EM22-.FX1	-Z H1J+H06
	0.59	1.47	24354	2440	107700	O4C45.2440DE90	2LP069.-0GE.0-0DE0	2KJ3107-9EM22-.FA2	-Z H1J+H07
	0.59	1.89	24354	2440	121300	O4C50.2440DE90	2LP069.-0GF.0-0DE0	2KJ3107-9EM22-.FA2	-Z H1J+H07
	0.60	0.75	27261	2732	76000	O4C37.2732DE90	2LP069.-0GC.0-3DE0	2KJ3106-9EM22-.FA2	-Z H1J+H06
	0.60	0.85	23888	2394	76000	O5C37.2394DE90	2LP069.-0GC.0-1DE0	2KJ3206-9EM22-.FB1	-Z H1J+H06
	0.60	1.07	23888	2394	80800	O5C40.2394DE90	2LP069.-0GD.0-0DE0	2KJ3206-9EM22-.FB1	-Z H1J+H06
	0.62	2.86	23152	2320	155400	O4C55.2320DE90	2LP069.-0GG.0-1DE0	2KJ3108-9EM22-.FX1	-Z H1J+H08
	0.65	1.61	22140	2218	107700	O4C45.2218DE90	2LP069.-0GE.0-8CE0	2KJ3107-9EM22-.FX1	-Z H1J+H07
	0.65	1.63	21919	2196	107700	O5C45.2196DE90	2LP069.-0GE.0-7CE0	2KJ3207-9EM22-.FA1	-Z H1J+H07
	0.65	2.07	22140	2218	121300	O4C50.2218DE90	2LP069.-0GF.0-8CE0	2KJ3107-9EM22-.FX1	-Z H1J+H07
	0.65	2.09	21919	2196	121300	O5C50.2196DE90	2LP069.-0GF.0-7CE0	2KJ3207-9EM22-.FA1	-Z H1J+H07
	0.68	0.85	18024	1806	69400	O4C35.1806DE90	2LP069.-0GB.0-7CE0	2KJ3104-9EM22-.FX1	-Z H1J+H05
	0.68	0.97	21078	2112	76000	O4C37.2112DE90	2LP069.-0GC.0-0DE0	2KJ3106-9EM22-.FW1	-Z H1J+H06
	0.68	1.21	21078	2112	80800	O4C40.2112DE90	2LP069.-0GD.0-8CE0	2KJ3106-9EM22-.FW1	-Z H1J+H06
	0.70	0.72	21192	2123	69400	O4C35.2123DE90	2LP069.-0GB.0-0DE0	2KJ3104-9EM22-.FA2	-Z H1J+H05
	0.70	0.82	24782	2483	76000	O4C37.2483DE90	2LP069.-0GC.0-2DE0	2KJ3106-9EM22-.FX1	-Z H1J+H06
	0.70	0.99	20570	2061	76000	O5C37.2061DE90	2LP069.-0GC.0-8CE0	2KJ3206-9EM22-.FA1	-Z H1J+H06
	0.70	1.24	20570	2061	80800	O5C40.2061DE90	2LP069.-0GD.0-7CE0	2KJ3206-9EM22-.FA1	-Z H1J+H06
	0.72	1.80	19859	1990	107700	O4C45.1990DE90	2LP069.-0GE.0-6CE0	2KJ3107-9EM22-.FW1	-Z H1J+H07
	0.72	2.31	19859	1990	121300	O4C50.1990DE90	2LP069.-0GF.0-6CE0	2KJ3107-9EM22-.FW1	-Z H1J+H07
	0.75	1.07	19162	1920	76000	O4C37.1920DE90	2LP069.-0GC.0-7CE0	2KJ3106-9EM22-.FV1	-Z H1J+H06
	0.75	1.33	19162	1920	80800	O4C40.1920DE90	2LP069.-0GD.0-6CE0	2KJ3106-9EM22-.FV1	-Z H1J+H06
	0.79	0.87	17590	1763	69400	O5C35.1763DE90	2LP069.-0GB.0-6CE0	2KJ3204-9EM22-.FA1	-Z H1J+H05
	0.80	2.00	17855	1789	107700	O4C45.1789DE90	2LP069.-0GE.0-5CE0	2KJ3107-9EM22-.FV1	-Z H1J+H07
0.80	2.57	17855	1789	121300	O4C50.1789DE90	2LP069.-0GF.0-5CE0	2KJ3107-9EM22-.FV1	-Z H1J+H07	
0.81	0.75	20427	2047	69400	O5C35.2047DE90	2LP069.-0GB.0-8CE0	2KJ3204-9EM22-.FB1	-Z H1J+H05	
0.81	2.61	17622	1766	121300	O4C50.1766DE90	2LP069.-0GF.0-4CE0	2KJ3108-9EM22-.FU1	-Z H1J+H08	
0.84	1.19	17096	1713	76000	O4C37.1713DE90	2LP069.-0GC.0-6CE0	2KJ3106-9EM22-.FU1	-Z H1J+H06	
0.84	1.49	17096	1713	80800	O4C40.1713DE90	2LP069.-0GD.0-5CE0	2KJ3106-9EM22-.FU1	-Z H1J+H06	
0.87	0.93	16385	1642	69400	O4C35.1642DE90	2LP069.-0GB.0-5CE0	2KJ3104-9EM22-.FW1	-Z H1J+H05	
0.89	2.21	16149	1618	107700	O4C45.1618DE90	2LP069.-0GE.0-4CE0	2KJ3107-9EM22-.FU1	-Z H1J+H07	
0.93	1.33	15329	1536	76000	O4C37.1536DE90	2LP069.-0GC.0-5CE0	2KJ3106-9EM22-.FT1	-Z H1J+H06	
0.93	1.66	15329	1536	80800	O4C40.1536DE90	2LP069.-0GD.0-4CE0	2KJ3106-9EM22-.FT1	-Z H1J+H06	
0.96	2.40	14907	1494	107700	O4C45.1494DE90	2LP069.-0GE.0-3CE0	2KJ3107-9EM22-.FT1	-Z H1J+H07	
0.98	0.70	14619	1465	45500	O4C30.1465DE90	2LP069.-0GA.0-5CE0	2KJ3104-9EM22-.FV1	-Z H1J+H05	
0.98	1.05	14619	1465	69400	O4C35.1465DE90	2LP069.-0GB.0-4CE0	2KJ3104-9EM22-.FV1	-Z H1J+H05	
1.0	1.48	13818	1385	76000	O4C37.1385DE90	2LP069.-0GC.0-4CE0	2KJ3106-9EM22-.FS1	-Z H1J+H06	
1.0	1.85	13818	1385	80800	O4C40.1385DE90	2LP069.-0GD.0-3CE0	2KJ3106-9EM22-.FS1	-Z H1J+H06	
1.1	2.62	13655	1368	107700	O4C45.1368DE90	2LP069.-0GE.0-2CE0	2KJ3107-9EM22-.FS1	-Z H1J+H07	
1.1	0.78	13108	1313	45500	O4C30.1313DE90	2LP069.-0GA.0-4CE0	2KJ3104-9EM22-.FU1	-Z H1J+H05	
1.1	1.17	13108	1313	69400	O4C35.1313DE90	2LP069.-0GB.0-3CE0	2KJ3104-9EM22-.FU1	-Z H1J+H05	
1.1	1.60	12755	1278	76000	O4C37.1278DE90	2LP069.-0GC.0-3CE0	2KJ3106-9EM22-.FR1	-Z H1J+H06	

<sup>1)</sup> The specified values refer to continuous stresses. For infrequent, brief stresses please refer to Table 1 on page 3/2.





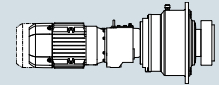
## Planetary geared motors, coaxial

## 4-pole geared motors

## Selection and ordering data (continued)

$P_N$ kW	$n_2$ rpm	$f_B$ -	$T_2$ Nm	$i_{total}$ -	$F_{R2,perm}$ <sup>1)</sup> N	Short product description	FLENDER SIP	SIMOGEAR	Order codes
							planetary gear unit	geared motor	
							Article No.	Article No.	
1.5	1.1	2.00	12755	1278	80800	O4C40.1278DE90	2LP069.-0GD.0-2CE0	2KJ3106-9EM22-.FR1	-Z H1J+H06
	1.2	0.86	11816	1184	45500	O4C30.1184DE90	2LP069.-0GA.0-3CE0	2KJ3104-9EM22-.FT1	-Z H1J+H05
	1.2	1.30	11816	1184	69400	O4C35.1184DE90	2LP069.-0GB.0-2CE0	2KJ3104-9EM22-.FT1	-Z H1J+H05
	1.2	1.75	11643	1167	76000	O4C37.1167DE90	2LP069.-0GC.0-2CE0	2KJ3106-9EM22-.FQ1	-Z H1J+H06
	1.2	2.19	11643	1167	80800	O4C40.1167DE90	2LP069.-0GD.0-1CE0	2KJ3106-9EM22-.FQ1	-Z H1J+H06
	1.3	0.94	10907	1093	45500	O4C30.1093DE90	2LP069.-0GA.0-2CE0	2KJ3104-9EM22-.FS1	-Z H1J+H05
	1.3	1.40	10907	1093	69400	O4C35.1093DE90	2LP069.-0GB.0-1CE0	2KJ3104-9EM22-.FS1	-Z H1J+H05
	1.4	1.02	9956	998	45500	O4C30.998DE90	2LP069.-0GA.0-1CE0	2KJ3104-9EM22-.FR1	-Z H1J+H05
	1.4	1.54	9956	998	69400	O4C35.998DE90	2LP069.-0GB.0-0CE0	2KJ3104-9EM22-.FR1	-Z H1J+H05
	1.5	2.11	9661	968	76000	O4C37.968DE90	2LP069.-0GC.0-1CE0	2KJ3106-9EM22-.FP1	-Z H1J+H06
	1.5	2.64	9661	968	80800	O4C40.968DE90	2LP069.-0GD.0-0CE0	2KJ3106-9EM22-.FP1	-Z H1J+H06
	1.6	2.24	9092	911	76000	O4C37.911DE90	2LP069.-0GC.0-0CE0	2KJ3106-9EM22-.FN1	-Z H1J+H06
	1.7	2.95	8642	866	80800	O4C40.866DE90	2LP069.-0GD.0-8BE0	2KJ3107-9EM22-.FN1	-Z H1J+H06
	1.7	2.38	8587	860	76000	O4C37.860DE90	2LP069.-0GC.0-8BE0	2KJ3106-9EM22-.FM1	-Z H1J+H06
	1.7	1.24	8261	828	45500	O4C30.828DE90	2LP069.-0GA.0-0CE0	2KJ3104-9EM22-.FQ1	-Z H1J+H05
	1.7	1.85	8261	828	69400	O4C35.828DE90	2LP069.-0GB.0-8BE0	2KJ3104-9EM22-.FQ1	-Z H1J+H05
	1.8	1.31	7775	779	45500	O4C30.779DE90	2LP069.-0GA.0-8BE0	2KJ3104-9EM22-.FP1	-Z H1J+H05
	1.8	1.97	7775	779	69400	O4C35.779DE90	2LP069.-0GB.0-7BE0	2KJ3104-9EM22-.FP1	-Z H1J+H05
	2.0	1.39	7343	736	45500	O4C30.736DE90	2LP069.-0GA.0-7BE0	2KJ3104-9EM22-.FN1	-Z H1J+H05
	2.0	2.08	7343	736	69400	O4C35.736DE90	2LP069.-0GB.0-6BE0	2KJ3104-9EM22-.FN1	-Z H1J+H05
	2.0	2.79	7307	732	76000	O4C37.732DE90	2LP069.-0GC.0-7BE0	2KJ3106-9EM22-.FL1	-Z H1J+H06
	2.3	1.63	6248	626	45500	O4C30.626DE90	2LP069.-0GA.0-6BE0	2KJ3104-9EM22-.FM1	-Z H1J+H05
	2.3	2.45	6248	626	69400	O4C35.626DE90	2LP069.-0GB.0-5BE0	2KJ3104-9EM22-.FM1	-Z H1J+H05
	2.7	1.91	5353	536	45500	O4C30.536DE90	2LP069.-0GA.0-5BE0	2KJ3104-9EM22-.FL1	-Z H1J+H05
2.7	2.86	5353	536	69400	O4C35.536DE90	2LP069.-0GB.0-4BE0	2KJ3104-9EM22-.FL1	-Z H1J+H05	
3.0	2.17	4706	472	45500	O4C30.472DE90	2LP069.-0GA.0-4BE0	2KJ3104-9EM22-.FK1	-Z H1J+H05	
3.6	2.57	3970	398	44500	O4C30.398DE90	2LP069.-0GA.0-3BE0	2KJ3104-9EM22-.FJ1	-Z H1J+H05	
4.1	2.95	3461	347	42700	O4C30.347DE90	2LP069.-0GA.0-2BE0	2KJ3104-9EM22-.FH1	-Z H1J+H05	
2.2	0.19	0.72	112708	7827	216200	O5C60.7827DE100	2LP069.-0GH.0-3EF0	2KJ3208-9FL22-.FL1	-Z H1J+H08
	0.22	0.70	94567	6567	155400	O5C55.6567DE100	2LP069.-0GG.0-2EF0	2KJ3208-9FL22-.FK1	-Z H1J+H08
	0.22	0.86	94567	6567	216200	O5C60.6567DE100	2LP069.-0GH.0-2EF0	2KJ3208-9FL22-.FK1	-Z H1J+H08
	0.24	0.75	89002	6181	155400	O5C55.6181DE100	2LP069.-0GG.0-1EF0	2KJ3208-9FL22-.FJ1	-Z H1J+H08
	0.24	0.92	89002	6181	216200	O5C60.6181DE100	2LP069.-0GH.0-1EF0	2KJ3208-9FL22-.FJ1	-Z H1J+H08
	0.26	0.81	81658	5671	155400	O5C55.5671DE100	2LP069.-0GG.0-0EF0	2KJ3208-9FL22-.FH1	-Z H1J+H08
	0.26	1.00	81658	5671	216200	O5C60.5671DE100	2LP069.-0GH.0-0EF0	2KJ3208-9FL22-.FH1	-Z H1J+H08
	0.29	0.93	71331	4954	155400	O5C55.4954DE100	2LP069.-0GG.0-8DF0	2KJ3208-9FL22-.FG1	-Z H1J+H08
	0.29	1.14	71331	4954	216200	O5C60.4954DE100	2LP069.-0GH.0-8DF0	2KJ3208-9FL22-.FG1	-Z H1J+H08
	0.33	1.04	63863	4435	155400	O5C55.4435DE100	2LP069.-0GG.0-7DF0	2KJ3208-9FL22-.FF1	-Z H1J+H08
	0.33	1.28	63863	4435	216200	O5C60.4435DE100	2LP069.-0GH.0-7DF0	2KJ3208-9FL22-.FF1	-Z H1J+H08
	0.37	0.80	57103	3966	121300	O5C50.3966DE100	2LP069.-0GF.0-4DF0	2KJ3207-9FL22-.FE1	-Z H1J+H07
	0.38	1.19	55840	3878	155400	O5C55.3878DE100	2LP069.-0GG.0-6DF0	2KJ3208-9FL22-.FE1	-Z H1J+H08
	0.38	1.46	55840	3878	216200	O5C60.3878DE100	2LP069.-0GH.0-6DF0	2KJ3208-9FL22-.FE1	-Z H1J+H08
	0.43	0.73	48917	3397	107700	O5C45.3397DE100	2LP069.-0GE.0-3DF0	2KJ3207-9FL22-.FD1	-Z H1J+H07
	0.43	0.94	48917	3397	121300	O5C50.3397DE100	2LP069.-0GF.0-3DF0	2KJ3207-9FL22-.FD1	-Z H1J+H07
	0.44	1.38	47930	3328	155400	O5C55.3328DE100	2LP069.-0GG.0-5DF0	2KJ3208-9FL22-.FD1	-Z H1J+H08
0.44	1.70	47930	3328	216200	O5C60.3328DE100	2LP069.-0GH.0-5DF0	2KJ3208-9FL22-.FD1	-Z H1J+H08	
0.49	0.83	43011	2987	107700	O5C45.2987DE100	2LP069.-0GE.0-2DF0	2KJ3207-9FL22-.FC1	-Z H1J+H07	
0.49	1.07	43011	2987	121300	O5C50.2987DE100	2LP069.-0GF.0-2DF0	2KJ3207-9FL22-.FC1	-Z H1J+H07	

<sup>1)</sup> The specified values refer to continuous stresses. For infrequent, brief stresses please refer to Table 1 on page 3/2.



## Selection and ordering data (continued)

$P_N$ kW	$n_2$ rpm	$f_B$ -	$T_2$ Nm	$i_{total}$ -	$F_{R2,perm}$ <sup>1)</sup> N	Short product description	FLENDER SIP planetary gear unit	SIMOGEAR geared motor	Order codes
							Article No.	Article No.	
2.2	0.49	1.57	42366	2942	155400	O5C55.2942DE100	2LP069.-0GG.0-4DF0	2KJ3208-9FL22-.FC1	-Z H1J+H08
	0.49	1.93	42366	2942	216200	O5C60.2942DE100	2LP069.-0GH.0-4DF0	2KJ3208-9FL22-.FC1	-Z H1J+H08
	0.57	1.79	37001	2570	155400	O4C55.2570DE100	2LP069.-0GG.0-3DF0	2KJ3108-9FL22-.FA2	-Z H1J+H08
	0.57	2.21	37001	2570	216200	O4C60.2570DE100	2LP069.-0GH.0-3DF0	2KJ3108-9FL22-.FA2	-Z H1J+H08
	0.58	0.98	36287	2520	107700	O5C45.2520DE100	2LP069.-0GE.0-1DF0	2KJ3207-9FL22-.FB1	-Z H1J+H07
	0.58	1.27	36287	2520	121300	O5C50.2520DE100	2LP069.-0GF.0-1DF0	2KJ3207-9FL22-.FB1	-Z H1J+H07
	0.58	1.84	36026	2502	155400	O5C55.2502DE100	2LP069.-0GG.0-2DF0	2KJ3208-9FL22-.FB1	-Z H1J+H08
	0.58	2.27	36026	2502	216200	O5C60.2502DE100	2LP069.-0GH.0-2DF0	2KJ3208-9FL22-.FB1	-Z H1J+H08
	0.61	0.74	34468	2394	80800	O5C40.2394DE100	2LP069.-0GD.0-0DF0	2KJ3206-9FL22-.FB1	-Z H1J+H06
	0.63	1.99	33405	2320	155400	O4C55.2320DE100	2LP069.-0GG.0-1DF0	2KJ3108-9FL22-.FX1	-Z H1J+H08
	0.63	2.44	33405	2320	216200	O4C60.2320DE100	2LP069.-0GH.0-1DF0	2KJ3108-9FL22-.FX1	-Z H1J+H08
	0.66	1.13	31627	2196	107700	O5C45.2196DE100	2LP069.-0GE.0-7CF0	2KJ3207-9FL22-.FA1	-Z H1J+H07
	0.66	1.45	31627	2196	121300	O5C50.2196DE100	2LP069.-0GF.0-7CF0	2KJ3207-9FL22-.FA1	-Z H1J+H07
	0.68	2.15	30879	2144	155400	O5C55.2144DE100	2LP069.-0GG.0-0DF0	2KJ3208-9FL22-.FA1	-Z H1J+H08
	0.68	2.64	30879	2144	216200	O5C60.2144DE100	2LP069.-0GH.0-0DF0	2KJ3208-9FL22-.FA1	-Z H1J+H08
	0.69	2.19	30303	2104	155400	O4C55.2104DE100	2LP069.-0GG.0-8CF0	2KJ3108-9FL22-.FW1	-Z H1J+H08
	0.69	2.69	30303	2104	216200	O4C60.2104DE100	2LP069.-0GH.0-8CF0	2KJ3108-9FL22-.FW1	-Z H1J+H08
	0.71	0.86	29681	2061	80800	O5C40.2061DE100	2LP069.-0GD.0-7CF0	2KJ3206-9FL22-.FA1	-Z H1J+H06
	0.73	1.25	28654	1990	107700	O4C45.1990DE100	2LP069.-0GE.0-6CF0	2KJ3107-9FL22-.FW1	-Z H1J+H07
	0.73	1.60	28654	1990	121300	O4C50.1990DE100	2LP069.-0GF.0-6CF0	2KJ3107-9FL22-.FW1	-Z H1J+H07
	0.75	2.37	27972	1942	155400	O4C55.1942DE100	2LP069.-0GG.0-7CF0	2KJ3108-9FL22-.FV1	-Z H1J+H08
	0.75	2.92	27972	1942	216200	O4C60.1942DE100	2LP069.-0GH.0-7CF0	2KJ3108-9FL22-.FV1	-Z H1J+H08
	0.81	1.39	25763	1789	107700	O4C45.1789DE100	2LP069.-0GE.0-5CF0	2KJ3107-9FL22-.FV1	-Z H1J+H07
	0.81	1.78	25763	1789	121300	O4C50.1789DE100	2LP069.-0GF.0-5CF0	2KJ3107-9FL22-.FV1	-Z H1J+H07
	0.82	1.81	25427	1766	121300	O4C50.1766DE100	2LP069.-0GF.0-4CF0	2KJ3108-9FL22-.FU1	-Z H1J+H07
	0.82	2.61	25427	1766	155400	O4C55.1766DE100	2LP069.-0GG.0-6CF0	2KJ3108-9FL22-.FU1	-Z H1J+H08
	0.85	0.83	24668	1713	76000	O4C37.1713DE100	2LP069.-0GC.0-6CF0	2KJ3106-9FL22-.FU1	-Z H1J+H06
	0.85	1.03	24668	1713	80800	O4C40.1713DE100	2LP069.-0GD.0-5CF0	2KJ3106-9FL22-.FU1	-Z H1J+H06
	0.90	1.53	23301	1618	107700	O4C45.1618DE100	2LP069.-0GE.0-4CF0	2KJ3107-9FL22-.FU1	-Z H1J+H07
	0.95	0.92	22118	1536	76000	O4C37.1536DE100	2LP069.-0GC.0-5CF0	2KJ3106-9FL22-.FT1	-Z H1J+H06
0.95	1.15	22118	1536	80800	O4C40.1536DE100	2LP069.-0GD.0-4CF0	2KJ3106-9FL22-.FT1	-Z H1J+H06	
0.97	1.66	21509	1494	107700	O4C45.1494DE100	2LP069.-0GE.0-3CF0	2KJ3107-9FL22-.FT1	-Z H1J+H07	
0.97	2.13	21531	1495	121300	O4C50.1495DE100	2LP069.-0GF.0-3CF0	2KJ3108-9FL22-.FT1	-Z H1J+H07	
0.99	0.73	21094	1465	69400	O4C35.1465DE100	2LP069.-0GB.0-4CF0	2KJ3104-9FL22-.FV1	-Z H1J+H05	
1.0	2.27	20264	1407	121300	O4C50.1407DE100	2LP069.-0GF.0-2CF0	2KJ3108-9FL22-.FS1	-Z H1J+H07	
1.1	1.02	19937	1385	76000	O4C37.1385DE100	2LP069.-0GC.0-4CF0	2KJ3106-9FL22-.FS1	-Z H1J+H06	
1.1	1.28	19937	1385	80800	O4C40.1385DE100	2LP069.-0GD.0-3CF0	2KJ3106-9FL22-.FS1	-Z H1J+H06	
1.1	1.81	19703	1368	107700	O4C45.1368DE100	2LP069.-0GE.0-2CF0	2KJ3107-9FL22-.FS1	-Z H1J+H07	
1.1	0.81	18914	1313	69400	O4C35.1313DE100	2LP069.-0GB.0-3CF0	2KJ3104-9FL22-.FU1	-Z H1J+H05	
1.1	2.45	18713	1300	121300	O4C50.1300DE100	2LP069.-0GF.0-1CF0	2KJ3108-9FL22-.FR1	-Z H1J+H07	
1.1	1.11	18404	1278	76000	O4C37.1278DE100	2LP069.-0GC.0-3CF0	2KJ3106-9FL22-.FR1	-Z H1J+H06	
1.1	1.39	18404	1278	80800	O4C40.1278DE100	2LP069.-0GD.0-2CF0	2KJ3106-9FL22-.FR1	-Z H1J+H06	
1.2	0.90	17049	1184	69400	O4C35.1184DE100	2LP069.-0GB.0-2CF0	2KJ3104-9FL22-.FT1	-Z H1J+H05	
1.3	1.21	16799	1167	76000	O4C37.1167DE100	2LP069.-0GC.0-2CF0	2KJ3106-9FL22-.FQ1	-Z H1J+H06	
1.3	1.52	16799	1167	80800	O4C40.1167DE100	2LP069.-0GD.0-1CF0	2KJ3106-9FL22-.FQ1	-Z H1J+H06	
1.3	2.76	16651	1156	121300	O4C50.1156DE100	2LP069.-0GF.0-0CF0	2KJ3108-9FL22-.FQ1	-Z H1J+H07	
1.3	2.16	16531	1148	107700	O4C45.1148DE100	2LP069.-0GE.0-1CF0	2KJ3107-9FL22-.FR1	-Z H1J+H07	
1.3	0.97	15737	1093	69400	O4C35.1093DE100	2LP069.-0GB.0-1CF0	2KJ3104-9FL22-.FS1	-Z H1J+H05	

<sup>1)</sup> The specified values refer to continuous stresses. For infrequent, brief stresses please refer to Table 1 on page 3/2.





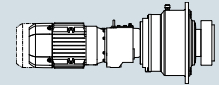
## Planetary geared motors, coaxial

## 4-pole geared motors

## Selection and ordering data (continued)

$P_N$	$n_2$	$f_B$	$T_2$	$i_{total}$	$F_{R2,perm}^{1)}$	Short product description	FLENDER SIP planetary gear unit	SIMOGEAR geared motor	Order codes
kW	rpm	-	Nm	-	N		Article No.	Article No.	
2.2	1.4	2.30	15559	1080	107700	O4C45.1080DE100	2LP069.-0GE.0-0CF0	2KJ3107-9FL22-.FQ1	-Z H1J+H07
	1.5	0.71	14365	998	45500	O4C30.998DE100	2LP069.-0GA.0-1CF0	2KJ3104-9FL22-.FR1	-Z H1J+H05
	1.5	1.07	14365	998	69400	O4C35.998DE100	2LP069.-0GB.0-0CF0	2KJ3104-9FL22-.FR1	-Z H1J+H05
	1.5	2.50	14275	991	107700	O4C45.991DE100	2LP069.-0GE.0-8BF0	2KJ3107-9FL22-.FP1	-Z H1J+H07
	1.5	1.46	13939	968	76000	O4C37.968DE100	2LP069.-0GC.0-1CF0	2KJ3106-9FL22-.FP1	-Z H1J+H06
	1.5	1.83	13939	968	80800	O4C40.968DE100	2LP069.-0GD.0-0CF0	2KJ3106-9FL22-.FP1	-Z H1J+H06
	1.6	1.56	13119	911	76000	O4C37.911DE100	2LP069.-0GC.0-0CF0	2KJ3106-9FL22-.FN1	-Z H1J+H06
	1.7	2.05	12469	866	80800	O4C40.866DE100	2LP069.-0GD.0-8BF0	2KJ3107-9FL22-.FN1	-Z H1J+H06
	1.7	2.86	12469	866	107700	O4C45.866DE100	2LP069.-0GE.0-7BF0	2KJ3107-9FL22-.FN1	-Z H1J+H07
	1.7	1.65	12390	860	76000	O4C37.860DE100	2LP069.-0GC.0-8BF0	2KJ3106-9FL22-.FM1	-Z H1J+H06
	1.8	0.86	11920	828	45500	O4C30.828DE100	2LP069.-0GA.0-0CF0	2KJ3104-9FL22-.FQ1	-Z H1J+H05
	1.8	1.28	11920	828	69400	O4C35.828DE100	2LP069.-0GB.0-8BF0	2KJ3104-9FL22-.FQ1	-Z H1J+H05
	1.9	0.91	11218	779	45500	O4C30.779DE100	2LP069.-0GA.0-8BF0	2KJ3104-9FL22-.FP1	-Z H1J+H05
	1.9	1.36	11218	779	69400	O4C35.779DE100	2LP069.-0GB.0-7BF0	2KJ3104-9FL22-.FP1	-Z H1J+H05
	1.9	2.29	11164	775	80800	O4C40.775DE100	2LP069.-0GD.0-7BF0	2KJ3107-9FL22-.FM1	-Z H1J+H06
	2.0	0.96	10595	736	45500	O4C30.736DE100	2LP069.-0GA.0-7BF0	2KJ3104-9FL22-.FN1	-Z H1J+H05
	2.0	1.44	10595	736	69400	O4C35.736DE100	2LP069.-0GB.0-6BF0	2KJ3104-9FL22-.FN1	-Z H1J+H05
	2.0	1.94	10543	732	76000	O4C37.732DE100	2LP069.-0GC.0-7BF0	2KJ3106-9FL22-.FL1	-Z H1J+H06
	2.2	2.61	9761	678	80800	O4C40.678DE100	2LP069.-0GD.0-6BF0	2KJ3107-9FL22-.FL1	-Z H1J+H06
	2.3	1.13	9016	626	45500	O4C30.626DE100	2LP069.-0GA.0-6BF0	2KJ3104-9FL22-.FM1	-Z H1J+H05
	2.3	1.70	9016	626	69400	O4C35.626DE100	2LP069.-0GB.0-5BF0	2KJ3104-9FL22-.FM1	-Z H1J+H05
	2.3	2.26	9032	627	76000	O4C37.627DE100	2LP069.-0GC.0-6BF0	2KJ3106-9FL22-.FK1	-Z H1J+H06
	2.5	2.44	8378	582	76000	O4C37.582DE100	2LP069.-0GC.0-5BF0	2KJ3107-9FL22-.FK1	-Z H1J+H06
	2.7	1.32	7723	536	45500	O4C30.536DE100	2LP069.-0GA.0-5BF0	2KJ3104-9FL22-.FL1	-Z H1J+H05
	2.7	1.98	7723	536	69400	O4C35.536DE100	2LP069.-0GB.0-4BF0	2KJ3104-9FL22-.FL1	-Z H1J+H05
	2.8	2.76	7406	514	76000	O4C37.514DE100	2LP069.-0GC.0-4BF0	2KJ3107-9FL22-.FJ1	-Z H1J+H06
	3.0	2.19	6977	485	68600	O4C35.485DE100	2LP069.-0GB.0-3BF0	2KJ3107-9FL22-.FN1	-Z H1J+H06
3.1	1.50	6791	472	45500	O4C30.472DE100	2LP069.-0GA.0-4BF0	2KJ3104-9FL22-.FK1	-Z H1J+H05	
3.4	2.45	6246	434	66400	O4C35.434DE100	2LP069.-0GB.0-2BF0	2KJ3107-9FL22-.FM1	-Z H1J+H06	
3.7	1.78	5729	398	44300	O4C30.398DE100	2LP069.-0GA.0-3BF0	2KJ3104-9FL22-.FJ1	-Z H1J+H05	
3.8	2.80	5462	379	63700	O4C35.379DE100	2LP069.-0GB.0-1BF0	2KJ3107-9FL22-.FL1	-Z H1J+H06	
4.2	2.04	4993	347	42500	O4C30.347DE100	2LP069.-0GA.0-2BF0	2KJ3104-9FL22-.FH1	-Z H1J+H05	
4.5	2.18	4688	326	41700	O4C30.326DE100	2LP069.-0GA.0-1BF0	2KJ3107-9FL22-.FK1	-Z H1J+H06	
5.1	2.46	4144	288	40200	O4C30.288DE100	2LP069.-0GA.0-0BF0	2KJ3107-9FL22-.FJ1	-Z H1J+H06	
6.0	2.90	3524	245	38300	O4C30.245DE100	2LP069.-0GA.0-8AF0	2KJ3107-9FL22-.FH1	-Z H1J+H06	
3	0.26	0.73	111712	5671	216200	O5C60.5671DE100	2LP069.-0GH.0-0EF0	2KJ3208-9FM22-.FH1	-Z H1J+H08
	0.29	0.84	97584	4954	216200	O5C60.4954DE100	2LP069.-0GH.0-8DF0	2KJ3208-9FM22-.FG1	-Z H1J+H08
	0.33	0.76	87369	4435	155400	O5C55.4435DE100	2LP069.-0GG.0-7DF0	2KJ3208-9FM22-.FF1	-Z H1J+H08
	0.33	0.93	87369	4435	216200	O5C60.4435DE100	2LP069.-0GH.0-7DF0	2KJ3208-9FM22-.FF1	-Z H1J+H08
	0.38	0.87	76392	3878	155400	O5C55.3878DE100	2LP069.-0GG.0-6DF0	2KJ3208-9FM22-.FE1	-Z H1J+H08
	0.38	1.07	76392	3878	216200	O5C60.3878DE100	2LP069.-0GH.0-6DF0	2KJ3208-9FM22-.FE1	-Z H1J+H08
	0.44	1.01	65570	3328	155400	O5C55.3328DE100	2LP069.-0GG.0-5DF0	2KJ3208-9FM22-.FD1	-Z H1J+H08
	0.44	1.24	65570	3328	216200	O5C60.3328DE100	2LP069.-0GH.0-5DF0	2KJ3208-9FM22-.FD1	-Z H1J+H08
	0.49	0.78	58841	2987	121300	O5C50.2987DE100	2LP069.-0GF.0-2DF0	2KJ3207-9FM22-.FC1	-Z H1J+H07
	0.49	1.14	57959	2942	155400	O5C55.2942DE100	2LP069.-0GG.0-4DF0	2KJ3208-9FM22-.FC1	-Z H1J+H08
	0.49	1.41	57959	2942	216200	O5C60.2942DE100	2LP069.-0GH.0-4DF0	2KJ3208-9FM22-.FC1	-Z H1J+H08
	0.57	1.31	50620	2570	155400	O4C55.2570DE100	2LP069.-0GG.0-3DF0	2KJ3108-9FM22-.FA2	-Z H1J+H08
	0.57	1.61	50620	2570	216200	O4C60.2570DE100	2LP069.-0GH.0-3DF0	2KJ3108-9FM22-.FA2	-Z H1J+H08

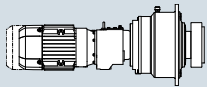
<sup>1)</sup> The specified values refer to continuous stresses. For infrequent, brief stresses please refer to Table 1 on page 3/2.



## Selection and ordering data (continued)

$P_N$ kW	$n_2$ rpm	$f_B$ -	$T_2$ Nm	$i_{total}$ -	$F_{R2,perm}$ <sup>1)</sup> N	Short product description	FLENDER SIP planetary gear unit	SIMOGEAR geared motor	Order codes
							Article No.	Article No.	
3	0.58	0.72	49642	2520	107700	O5C45.2520DE100	2LP069.-0GE.0-1DF0	2KJ3207-9FM22-.FB1	-Z H1J+H07
	0.58	0.92	49642	2520	121300	O5C50.2520DE100	2LP069.-0GF.0-1DF0	2KJ3207-9FM22-.FB1	-Z H1J+H07
	0.58	1.35	49285	2502	155400	O5C55.2502DE100	2LP069.-0GG.0-2DF0	2KJ3208-9FM22-.FB1	-Z H1J+H08
	0.58	1.66	49285	2502	216200	O5C60.2502DE100	2LP069.-0GH.0-2DF0	2KJ3208-9FM22-.FB1	-Z H1J+H08
	0.63	1.45	45701	2320	155400	O4C55.2320DE100	2LP069.-0GG.0-1DF0	2KJ3108-9FM22-.FX1	-Z H1J+H08
	0.63	1.79	45701	2320	216200	O4C60.2320DE100	2LP069.-0GH.0-1DF0	2KJ3108-9FM22-.FX1	-Z H1J+H08
	0.66	0.83	43267	2196	107700	O5C45.2196DE100	2LP069.-0GE.0-7CF0	2KJ3207-9FM22-.FA1	-Z H1J+H07
	0.66	1.06	43267	2196	121300	O5C50.2196DE100	2LP069.-0GF.0-7CF0	2KJ3207-9FM22-.FA1	-Z H1J+H07
	0.68	1.57	42244	2144	155400	O5C55.2144DE100	2LP069.-0GG.0-0DF0	2KJ3208-9FM22-.FA1	-Z H1J+H08
	0.68	1.93	42244	2144	216200	O5C60.2144DE100	2LP069.-0GH.0-0DF0	2KJ3208-9FM22-.FA1	-Z H1J+H08
	0.69	1.60	41456	2104	155400	O4C55.2104DE100	2LP069.-0GG.0-8CF0	2KJ3108-9FM22-.FW1	-Z H1J+H08
	0.69	1.97	41456	2104	216200	O4C60.2104DE100	2LP069.-0GH.0-8CF0	2KJ3108-9FM22-.FW1	-Z H1J+H08
	0.73	0.91	39200	1990	107700	O4C45.1990DE100	2LP069.-0GE.0-6CF0	2KJ3107-9FM22-.FW1	-Z H1J+H07
	0.73	1.17	39200	1990	121300	O4C50.1990DE100	2LP069.-0GF.0-6CF0	2KJ3107-9FM22-.FW1	-Z H1J+H07
	0.75	1.73	38267	1942	155400	O4C55.1942DE100	2LP069.-0GG.0-7CF0	2KJ3108-9FM22-.FV1	-Z H1J+H08
	0.75	2.13	38267	1942	216200	O4C60.1942DE100	2LP069.-0GH.0-7CF0	2KJ3108-9FM22-.FV1	-Z H1J+H08
	0.81	1.01	35245	1789	107700	O4C45.1789DE100	2LP069.-0GE.0-5CF0	2KJ3107-9FM22-.FV1	-Z H1J+H07
	0.81	1.30	35245	1789	121300	O4C50.1789DE100	2LP069.-0GF.0-5CF0	2KJ3107-9FM22-.FV1	-Z H1J+H07
	0.82	1.32	34785	1766	121300	O4C50.1766DE100	2LP069.-0GF.0-4CF0	2KJ3108-9FM22-.FU1	-Z H1J+H08
	0.82	1.91	34785	1766	155400	O4C55.1766DE100	2LP069.-0GG.0-6CF0	2KJ3108-9FM22-.FU1	-Z H1J+H08
	0.82	2.35	34785	1766	216200	O4C60.1766DE100	2LP069.-0GH.0-6CF0	2KJ3108-9FM22-.FU1	-Z H1J+H08
	0.85	0.76	33747	1713	80800	O4C40.1713DE100	2LP069.-0GD.0-5CF0	2KJ3106-9FM22-.FU1	-Z H1J+H06
	0.85	2.43	33639	1708	216200	O4C60.1708DE100	2LP069.-0GH.0-5CF0	2KJ3108-9FM22-.FU1	-Z H1J+H08
	0.90	1.12	31877	1618	107700	O4C45.1618DE100	2LP069.-0GE.0-4CF0	2KJ3107-9FM22-.FU1	-Z H1J+H07
	0.95	0.84	30259	1536	80800	O4C40.1536DE100	2LP069.-0GD.0-4CF0	2KJ3106-9FM22-.FT1	-Z H1J+H06
	0.96	2.74	29739	1510	216200	O4C60.1510DE100	2LP069.-0GH.0-4CF0	2KJ3108-9FM22-.FT1	-Z H1J+H08
	0.97	1.21	29425	1494	107700	O4C45.1494DE100	2LP069.-0GE.0-3CF0	2KJ3107-9FM22-.FT1	-Z H1J+H07
	0.97	1.56	29455	1495	121300	O4C50.1495DE100	2LP069.-0GF.0-3CF0	2KJ3108-9FM22-.FT1	-Z H1J+H08
	0.97	2.25	29455	1495	155400	O4C55.1495DE100	2LP069.-0GG.0-5CF0	2KJ3108-9FM22-.FT1	-Z H1J+H08
	1.0	1.66	27723	1407	121300	O4C50.1407DE100	2LP069.-0GF.0-2CF0	2KJ3108-9FM22-.FS1	-Z H1J+H08
1.0	2.39	27723	1407	155400	O4C55.1407DE100	2LP069.-0GG.0-4CF0	2KJ3108-9FM22-.FS1	-Z H1J+H08	
1.1	0.75	27275	1385	76000	O4C37.1385DE100	2LP069.-0GC.0-4CF0	2KJ3106-9FM22-.FS1	-Z H1J+H06	
1.1	0.94	27275	1385	80800	O4C40.1385DE100	2LP069.-0GD.0-3CF0	2KJ3106-9FM22-.FS1	-Z H1J+H06	
1.1	1.33	26954	1368	107700	O4C45.1368DE100	2LP069.-0GE.0-2CF0	2KJ3107-9FM22-.FS1	-Z H1J+H07	
1.1	1.79	25601	1300	121300	O4C50.1300DE100	2LP069.-0GF.0-1CF0	2KJ3108-9FM22-.FR1	-Z H1J+H08	
1.1	2.59	25601	1300	155400	O4C55.1300DE100	2LP069.-0GG.0-3CF0	2KJ3108-9FM22-.FR1	-Z H1J+H08	
1.1	0.81	25177	1278	76000	O4C37.1278DE100	2LP069.-0GC.0-3CF0	2KJ3106-9FM22-.FR1	-Z H1J+H06	
1.1	1.01	25177	1278	80800	O4C40.1278DE100	2LP069.-0GD.0-2CF0	2KJ3106-9FM22-.FR1	-Z H1J+H06	
1.3	0.89	22983	1167	76000	O4C37.1167DE100	2LP069.-0GC.0-2CF0	2KJ3106-9FM22-.FQ1	-Z H1J+H06	
1.3	1.11	22983	1167	80800	O4C40.1167DE100	2LP069.-0GD.0-1CF0	2KJ3106-9FM22-.FQ1	-Z H1J+H06	
1.3	2.02	22779	1156	121300	O4C50.1156DE100	2LP069.-0GF.0-0CF0	2KJ3108-9FM22-.FQ1	-Z H1J+H08	
1.3	2.91	22779	1156	155400	O4C55.1156DE100	2LP069.-0GG.0-2CF0	2KJ3108-9FM22-.FQ1	-Z H1J+H08	
1.3	1.58	22616	1148	107700	O4C45.1148DE100	2LP069.-0GE.0-1CF0	2KJ3107-9FM22-.FR1	-Z H1J+H07	
1.3	0.71	21529	1093	69400	O4C35.1093DE100	2LP069.-0GB.0-1CF0	2KJ3104-9FM22-.FS1	-Z H1J+H05	
1.4	1.68	21285	1080	107700	O4C45.1080DE100	2LP069.-0GE.0-0CF0	2KJ3107-9FM22-.FQ1	-Z H1J+H07	
1.4	2.27	20232	1027	121300	O4C50.1027DE100	2LP069.-0GF.0-8BF0	2KJ3108-9FM22-.FP1	-Z H1J+H08	
1.5	0.78	19653	998	69400	O4C35.998DE100	2LP069.-0GB.0-0CF0	2KJ3104-9FM22-.FR1	-Z H1J+H05	
1.5	1.83	19528	991	107700	O4C45.991DE100	2LP069.-0GE.0-8BF0	2KJ3107-9FM22-.FP1	-Z H1J+H07	

<sup>1)</sup> The specified values refer to continuous stresses. For infrequent, brief stresses please refer to Table 1 on page 3/2.



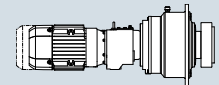
## Planetary geared motors, coaxial

## 4-pole geared motors

## Selection and ordering data (continued)

$P_N$ kW	$n_2$ rpm	$f_B$ -	$T_2$ Nm	$i_{total}$ -	$F_{R2,perm}^{1)}$ N	Short product description	FLENDER SIP	SIMOGEAR	Order codes
							planetary gear unit	geared motor	
							Article No.	Article No.	
3	1.5	1.07	19070	968	76000	O4C37.968DE100	2LP069.-0GC.0-1CF0	2KJ3106-9FM22-.FP1	-Z H1J+H06
	1.5	1.34	19070	968	80800	O4C40.968DE100	2LP069.-0GD.0-0CF0	2KJ3106-9FM22-.FP1	-Z H1J+H06
	1.6	2.54	18110	919	121300	O4C50.919DE100	2LP069.-0GF.0-7BF0	2KJ3108-9FM22-.FN1	-Z H1J+H08
	1.6	1.14	17948	911	76000	O4C37.911DE100	2LP069.-0GC.0-0CF0	2KJ3106-9FM22-.FN1	-Z H1J+H06
	1.7	1.50	17059	866	80800	O4C40.866DE100	2LP069.-0GD.0-8BF0	2KJ3107-9FM22-.FN1	-Z H1J+H06
	1.7	2.09	17059	866	107700	O4C45.866DE100	2LP069.-0GE.0-7BF0	2KJ3107-9FM22-.FN1	-Z H1J+H07
	1.7	1.20	16951	860	76000	O4C37.860DE100	2LP069.-0GC.0-8BF0	2KJ3106-9FM22-.FM1	-Z H1J+H06
	1.8	0.94	16307	828	69400	O4C35.828DE100	2LP069.-0GB.0-8BF0	2KJ3104-9FM22-.FQ1	-Z H1J+H05
	1.9	2.97	15482	786	121300	O4C50.786DE100	2LP069.-0GF.0-6BF0	2KJ3108-9FM22-.FM1	-Z H1J+H08
	1.9	1.00	15347	779	69400	O4C35.779DE100	2LP069.-0GB.0-7BF0	2KJ3104-9FM22-.FP1	-Z H1J+H05
	1.9	1.67	15273	775	80800	O4C40.775DE100	2LP069.-0GD.0-7BF0	2KJ3107-9FM22-.FM1	-Z H1J+H06
	1.9	2.34	15273	775	107700	O4C45.775DE100	2LP069.-0GE.0-6BF0	2KJ3107-9FM22-.FM1	-Z H1J+H07
	2.0	0.70	14495	736	45500	O4C30.736DE100	2LP069.-0GA.0-7BF0	2KJ3104-9FM22-.FN1	-Z H1J+H05
	2.0	1.06	14495	736	69400	O4C35.736DE100	2LP069.-0GB.0-6BF0	2KJ3104-9FM22-.FN1	-Z H1J+H05
	2.0	1.41	14424	732	76000	O4C37.732DE100	2LP069.-0GC.0-7BF0	2KJ3106-9FM22-.FL1	-Z H1J+H06
	2.1	2.58	13824	702	107700	O4C45.702DE100	2LP069.-0GE.0-5BF0	2KJ3108-9FM22-.FL1	-Z H1J+H08
	2.2	1.91	13354	678	80800	O4C40.678DE100	2LP069.-0GD.0-6BF0	2KJ3107-9FM22-.FL1	-Z H1J+H06
	2.3	0.83	12334	626	45500	O4C30.626DE100	2LP069.-0GA.0-6BF0	2KJ3104-9FM22-.FM1	-Z H1J+H05
	2.3	1.24	12334	626	69400	O4C35.626DE100	2LP069.-0GB.0-5BF0	2KJ3104-9FM22-.FM1	-Z H1J+H05
	2.3	1.65	12356	627	76000	O4C37.627DE100	2LP069.-0GC.0-6BF0	2KJ3106-9FM22-.FK1	-Z H1J+H06
	2.4	2.92	12219	620	107700	O4C45.620DE100	2LP069.-0GE.0-4BF0	2KJ3108-9FM22-.FK1	-Z H1J+H08
	2.5	1.78	11462	582	76000	O4C37.582DE100	2LP069.-0GC.0-5BF0	2KJ3107-9FM22-.FK1	-Z H1J+H06
	2.5	2.23	11462	582	80800	O4C40.582DE100	2LP069.-0GD.0-5BF0	2KJ3107-9FM22-.FK1	-Z H1J+H06
	2.7	0.97	10566	536	45500	O4C30.536DE100	2LP069.-0GA.0-5BF0	2KJ3104-9FM22-.FL1	-Z H1J+H05
	2.7	1.45	10566	536	69400	O4C35.536DE100	2LP069.-0GB.0-4BF0	2KJ3104-9FM22-.FL1	-Z H1J+H05
	2.8	2.01	10132	514	76000	O4C37.514DE100	2LP069.-0GC.0-4BF0	2KJ3107-9FM22-.FJ1	-Z H1J+H06
	2.8	2.52	10132	514	78500	O4C40.514DE100	2LP069.-0GD.0-4BF0	2KJ3107-9FM22-.FJ1	-Z H1J+H06
	3.0	1.60	9545	485	68600	O4C35.485DE100	2LP069.-0GB.0-3BF0	2KJ3107-9FM22-.FN1	-Z H1J+H06
	3.1	1.10	9290	472	45500	O4C30.472DE100	2LP069.-0GA.0-4BF0	2KJ3104-9FM22-.FK1	-Z H1J+H05
	3.3	2.37	8615	437	72500	O4C37.437DE100	2LP069.-0GC.0-3BF0	2KJ3107-9FM22-.FH1	-Z H1J+H06
	3.3	2.96	8615	437	74800	O4C40.437DE100	2LP069.-0GD.0-3BF0	2KJ3107-9FM22-.FH1	-Z H1J+H06
	3.4	1.79	8545	434	66400	O4C35.434DE100	2LP069.-0GB.0-2BF0	2KJ3107-9FM22-.FM1	-Z H1J+H06
	3.7	1.30	7837	398	45500	O4C30.398DE100	2LP069.-0GA.0-3BF0	2KJ3104-9FM22-.FJ1	-Z H1J+H05
	3.8	2.05	7472	379	63700	O4C35.379DE100	2LP069.-0GB.0-1BF0	2KJ3107-9FM22-.FL1	-Z H1J+H06
	3.9	2.76	7385	375	69200	O4C37.375DE100	2LP069.-0GC.0-2BF0	2KJ3107-9FM22-.FG1	-Z H1J+H06
	4.0	2.82	7230	367	68800	O4C37.367DE100	2LP069.-0GC.0-1BF0	2KJ3107-9FM22-.FF1	-Z H1J+H06
	4.2	1.49	6831	347	45500	O4C30.347DE100	2LP069.-0GA.0-2BF0	2KJ3104-9FM22-.FH1	-Z H1J+H05
	4.5	1.59	6414	326	45500	O4C30.326DE100	2LP069.-0GA.0-1BF0	2KJ3107-9FM22-.FK1	-Z H1J+H06
	4.5	2.39	6414	326	60900	O4C35.326DE100	2LP069.-0GB.0-0BF0	2KJ3107-9FM22-.FK1	-Z H1J+H06
	4.8	2.55	5999	305	59700	O4C35.305DE100	2LP069.-0GB.0-8AF0	2KJ3108-9FM22-.HJ1	H1J
	5.1	1.80	5669	288	45500	O4C30.288DE100	2LP069.-0GA.0-0BF0	2KJ3107-9FM22-.FJ1	-Z H1J+H06
	5.5	2.93	5223	265	57200	O4C35.265DE100	2LP069.-0GB.0-7AF0	2KJ3108-9FM22-.HH1	H1J
	6.0	2.12	4821	245	45500	O4C30.245DE100	2LP069.-0GA.0-8AF0	2KJ3107-9FM22-.FH1	-Z H1J+H06
	6.9	2.47	4132	210	45500	O4C30.210DE100	2LP069.-0GA.0-7AF0	2KJ3107-9FM22-.FG1	-Z H1J+H06
	7.1	2.52	4045	205	45500	O4C30.205DE100	2LP069.-0GA.0-6AF0	2KJ3107-9FM22-.FF1	-Z H1J+H06
	7.5	2.67	3822	194	45500	O4C30.194DE100	2LP069.-0GA.0-5AF0	2KJ3108-9FM22-.HF1	H1J
	8.4	3.00	3402	173	45500	O4C30.173DE100	2LP069.-0GA.0-4AF0	2KJ3108-9FM22-.HE1	H1J

<sup>1)</sup> The specified values refer to continuous stresses. For infrequent, brief stresses please refer to Table 1 on page 3/2.



## Selection and ordering data (continued)

$P_N$ kW	$n_2$ rpm	$f_B$ -	$T_2$ Nm	$i_{total}$ -	$F_{R2,perm}$ <sup>1)</sup> N	Short product description	FLENDER SIP	SIMOGEAR	Order codes
							planetary gear unit	geared motor	
							Article No.	Article No.	
4	0.33	0.70	116196	4435	216200	O5C60.4435DE112	2LP069.-0GH.0-7DG0	2KJ3208-9GH22.-FF1	-Z H1J+H08
	0.38	0.80	101597	3878	216200	O5C60.3878DE112	2LP069.-0GH.0-6DG0	2KJ3208-9GH22.-FE1	-Z H1J+H08
	0.44	0.76	87205	3328	155400	O5C55.3328DE112	2LP069.-0GG.0-5DG0	2KJ3208-9GH22.-FD1	-Z H1J+H08
	0.44	0.94	87205	3328	216200	O5C60.3328DE112	2LP069.-0GH.0-5DG0	2KJ3208-9GH22.-FD1	-Z H1J+H08
	0.50	0.86	77082	2942	155400	O5C55.2942DE112	2LP069.-0GG.0-4DG0	2KJ3208-9GH22.-FC1	-Z H1J+H08
	0.50	1.06	77082	2942	216200	O5C60.2942DE112	2LP069.-0GH.0-4DG0	2KJ3208-9GH22.-FC1	-Z H1J+H08
	0.57	0.99	67322	2570	155400	O4C55.2570DE112	2LP069.-0GG.0-3DG0	2KJ3108-9GH22.-FA2	-Z H1J+H08
	0.57	1.21	67322	2570	216200	O4C60.2570DE112	2LP069.-0GH.0-3DG0	2KJ3108-9GH22.-FA2	-Z H1J+H08
	0.58	1.01	65546	2502	155400	O5C55.2502DE112	2LP069.-0GG.0-2DG0	2KJ3208-9GH22.-FB1	-Z H1J+H08
	0.58	1.25	65546	2502	216200	O5C60.2502DE112	2LP069.-0GH.0-2DG0	2KJ3208-9GH22.-FB1	-Z H1J+H08
	0.63	1.09	60780	2320	155400	O4C55.2320DE112	2LP069.-0GG.0-1DG0	2KJ3108-9GH22.-FX1	-Z H1J+H08
	0.63	1.34	60780	2320	216200	O4C60.2320DE112	2LP069.-0GH.0-1DG0	2KJ3108-9GH22.-FX1	-Z H1J+H08
	0.66	0.80	57543	2196	121300	O5C50.2196DE112	2LP069.-0GF.0-7CG0	2KJ3207-9GH22.-FA1	-Z H1J+H07
	0.68	1.18	56183	2144	155400	O5C55.2144DE112	2LP069.-0GG.0-0DG0	2KJ3208-9GH22.-FA1	-Z H1J+H08
	0.68	1.45	56183	2144	216200	O5C60.2144DE112	2LP069.-0GH.0-0DG0	2KJ3208-9GH22.-FA1	-Z H1J+H08
	0.69	1.20	55134	2104	155400	O4C55.2104DE112	2LP069.-0GG.0-8CG0	2KJ3108-9GH22.-FW1	-Z H1J+H08
	0.69	1.48	55134	2104	216200	O4C60.2104DE112	2LP069.-0GH.0-8CG0	2KJ3108-9GH22.-FW1	-Z H1J+H08
	0.73	0.88	52135	1990	121300	O4C50.1990DE112	2LP069.-0GF.0-6CG0	2KJ3107-9GH22.-FW1	-Z H1J+H07
	0.75	1.30	50893	1942	155400	O4C55.1942DE112	2LP069.-0GG.0-7CG0	2KJ3108-9GH22.-FV1	-Z H1J+H08
	0.75	1.60	50893	1942	216200	O4C60.1942DE112	2LP069.-0GH.0-7CG0	2KJ3108-9GH22.-FV1	-Z H1J+H08
	0.82	0.76	46874	1789	107700	O4C45.1789DE112	2LP069.-0GE.0-5CG0	2KJ3107-9GH22.-FV1	-Z H1J+H07
	0.82	0.98	46874	1789	121300	O4C50.1789DE112	2LP069.-0GF.0-5CG0	2KJ3107-9GH22.-FV1	-Z H1J+H07
	0.83	0.99	46263	1766	121300	O4C50.1766DE112	2LP069.-0GF.0-4CG0	2KJ3108-9GH22.-FU1	-Z H1J+H07
	0.83	1.43	46263	1766	155400	O4C55.1766DE112	2LP069.-0GG.0-6CG0	2KJ3108-9GH22.-FU1	-Z H1J+H08
	0.83	1.76	46263	1766	216200	O4C60.1766DE112	2LP069.-0GH.0-6CG0	2KJ3108-9GH22.-FU1	-Z H1J+H08
	0.86	1.82	44738	1708	216200	O4C60.1708DE112	2LP069.-0GH.0-5CG0	2KJ3110-9GH22.-FU1	-Z H1J+H08
	0.90	0.84	42395	1618	107700	O4C45.1618DE112	2LP069.-0GE.0-4CG0	2KJ3107-9GH22.-FU1	-Z H1J+H07
	0.97	2.06	39552	1510	216200	O4C60.1510DE112	2LP069.-0GH.0-4CG0	2KJ3110-9GH22.-FT1	-Z H1J+H08
	0.98	0.91	39134	1494	107700	O4C45.1494DE112	2LP069.-0GE.0-3CG0	2KJ3107-9GH22.-FT1	-Z H1J+H07
	0.98	1.17	39174	1495	121300	O4C50.1495DE112	2LP069.-0GF.0-3CG0	2KJ3108-9GH22.-FT1	-Z H1J+H07
	0.98	1.69	39174	1495	155400	O4C55.1495DE112	2LP069.-0GG.0-5CG0	2KJ3108-9GH22.-FT1	-Z H1J+H08
	1.0	1.25	36870	1407	121300	O4C50.1407DE112	2LP069.-0GF.0-2CG0	2KJ3108-9GH22.-FS1	-Z H1J+H07
	1.0	1.80	36870	1407	155400	O4C55.1407DE112	2LP069.-0GG.0-4CG0	2KJ3108-9GH22.-FS1	-Z H1J+H08
	1.1	1.00	35848	1368	107700	O4C45.1368DE112	2LP069.-0GE.0-2CG0	2KJ3107-9GH22.-FS1	-Z H1J+H07
	1.1	2.31	35308	1348	216200	O4C60.1348DE112	2LP069.-0GH.0-3CG0	2KJ3110-9GH22.-FS1	-Z H1J+H08
	1.1	1.35	34048	1300	121300	O4C50.1300DE112	2LP069.-0GF.0-1CG0	2KJ3108-9GH22.-FR1	-Z H1J+H07
	1.1	1.95	34048	1300	155400	O4C55.1300DE112	2LP069.-0GG.0-3CG0	2KJ3108-9GH22.-FR1	-Z H1J+H08
	1.1	1.76	20312	775	107700	O4C45.775DE112	2LP069.-0GE.0-6BG0	2KJ3107-9GH22.-FM1	-Z H1J+H07
	1.2	2.57	31772	1213	216200	O4C60.1213DE112	2LP069.-0GH.0-2CG0	2KJ3110-9GH22.-FR1	-Z H1J+H08
	1.3	1.94	18386	702	107700	O4C40.702DE112	2LP069.-0GE.0-5BG0	2KJ3108-9GH22.-FL1	-Z H1J+H07
	1.3	1.52	30295	1156	121300	O4C50.1156DE112	2LP069.-0GF.0-0CG0	2KJ3108-9GH22.-FQ1	-Z H1J+H07
	1.3	2.19	30295	1156	155400	O4C55.1156DE112	2LP069.-0GG.0-2CG0	2KJ3108-9GH22.-FQ1	-Z H1J+H08
	1.3	0.76	33484	1278	80800	O4C40.1278DE112	2LP069.-0GD.0-2CG0	2KJ3106-9GH22.-FR1	-Z H1J+H06
	1.4	0.83	30566	1167	80800	O4C40.1167DE112	2LP069.-0GD.0-1CG0	2KJ3106-9GH22.-FQ1	-Z H1J+H06
	1.4	2.96	27576	1053	216200	O4C60.1053DE112	2LP069.-0GH.0-1CG0	2KJ3110-9GH22.-FQ1	-Z H1J+H08
	1.4	1.71	26908	1027	121300	O4C50.1027DE112	2LP069.-0GF.0-8BG0	2KJ3108-9GH22.-FP1	-Z H1J+H07
	1.4	2.46	26908	1027	155400	O4C55.1027DE112	2LP069.-0GG.0-1CG0	2KJ3108-9GH22.-FP1	-Z H1J+H08
	1.5	1.19	30078	1148	107700	O4C45.1148DE112	2LP069.-0GE.0-1CG0	2KJ3107-9GH22.-FR1	-Z H1J+H07

<sup>1)</sup> The specified values refer to continuous stresses. For infrequent, brief stresses please refer to Table 1 on page 3/2.





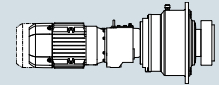
## Planetary geared motors, coaxial

## 4-pole geared motors

## Selection and ordering data (continued)

$P_N$ kW	$n_2$ rpm	$f_B$ -	$T_2$ Nm	$i_{total}$ -	$F_{R2,perm}$ <sup>1)</sup> N	Short product description	FLENDER SIP	SIMOGEAR	Order codes
							planetary gear unit	geared motor	
							Article No.	Article No.	
4	1.5	0.80	25362	968	76000	O4C37.968DE112	2LP069.-0GC.0-1CG0	2KJ3106-9GH22-.FP1	-Z H1J+H06
	1.5	1.44	17760	678	80800	O4C40.678DE112	2LP069.-0GD.0-6BG0	2KJ3107-9GH22-.FL1	-Z H1J+H06
	1.6	1.91	24085	919	121300	O4C50.919DE112	2LP069.-0GF.0-7BG0	2KJ3108-9GH22-.FN1	-Z H1J+H07
	1.6	2.75	24085	919	155400	O4C55.919DE112	2LP069.-0GG.0-0CG0	2KJ3108-9GH22-.FN1	-Z H1J+H08
	1.6	0.85	23870	911	76000	O4C37.911DE112	2LP069.-0GC.0-0CG0	2KJ3106-9GH22-.FN1	-Z H1J+H06
	1.7	1.26	28308	1080	107700	O4C45.1080DE112	2LP069.-0GE.0-0CG0	2KJ3107-9GH22-.FQ1	-Z H1J+H07
	1.7	2.20	16250	620	107700	O4C45.620DE112	2LP069.-0GE.0-4BG0	2KJ3108-9GH22-.FK1	-Z H1J+H07
	1.7	0.91	22544	860	76000	O4C37.860DE112	2LP069.-0GC.0-8BG0	2KJ3106-9GH22-.FM1	-Z H1J+H06
	1.8	0.71	21687	828	69400	O4C35.828DE112	2LP069.-0GB.0-8BG0	2KJ3104-9GH22-.FQ1	-Z H1J+H05
	1.9	0.75	20411	779	69400	O4C35.779DE112	2LP069.-0GB.0-7BG0	2KJ3104-9GH22-.FP1	-Z H1J+H05
	1.9	1.38	25972	991	107700	O4C45.991DE112	2LP069.-0GE.0-8BG0	2KJ3107-9GH22-.FP1	-Z H1J+H07
	1.9	1.67	15244	582	80800	O4C40.582DE112	2LP069.-0GD.0-5BG0	2KJ3107-9GH22-.FK1	-Z H1J+H06
	1.9	2.23	20590	786	121300	O4C50.786DE112	2LP069.-0GF.0-6BG0	2KJ3108-9GH22-.FM1	-Z H1J+H07
	2.0	0.79	19277	736	69400	O4C35.736DE112	2LP069.-0GB.0-6BG0	2KJ3104-9GH22-.FN1	-Z H1J+H05
	2.0	1.06	19183	732	76000	O4C37.732DE112	2LP069.-0GC.0-7BG0	2KJ3106-9GH22-.FL1	-Z H1J+H06
	2.1	1.01	25362	968	80800	O4C40.968DE112	2LP069.-0GD.0-0CG0	2KJ3106-9GH22-.FP1	-Z H1J+H06
	2.1	2.50	18386	702	121300	O4C50.702DE112	2LP069.-0GF.0-5BG0	2KJ3108-9GH22-.FL1	-Z H1J+H07
	2.2	2.50	14260	544	107700	O4C45.544DE112	2LP069.-0GE.0-3BG0	2KJ3108-9GH22-.FJ1	-Z H1J+H07
	2.3	0.93	16403	626	69400	O4C35.626DE112	2LP069.-0GB.0-5BG0	2KJ3104-9GH22-.FM1	-Z H1J+H05
	2.3	1.24	16433	627	76000	O4C37.627DE112	2LP069.-0GC.0-6BG0	2KJ3106-9GH22-.FK1	-Z H1J+H06
	2.4	1.12	22687	866	80800	O4C40.866DE112	2LP069.-0GD.0-8BG0	2KJ3107-9GH22-.FN1	-Z H1J+H06
	2.4	2.83	16250	620	121300	O4C50.620DE112	2LP069.-0GF.0-4BG0	2KJ3108-9GH22-.FK1	-Z H1J+H07
	2.5	1.34	15244	582	76000	O4C37.582DE112	2LP069.-0GC.0-5BG0	2KJ3107-9GH22-.FK1	-Z H1J+H06
	2.5	1.89	13475	514	78400	O4C40.514DE112	2LP069.-0GD.0-4BG0	2KJ3107-9GH22-.FJ1	-Z H1J+H06
	2.7	1.57	22687	866	107700	O4C45.866DE112	2LP069.-0GE.0-7BG0	2KJ3107-9GH22-.FN1	-Z H1J+H07
	2.7	0.73	14052	536	45500	O4C30.536DE112	2LP069.-0GA.0-5BG0	2KJ3104-9GH22-.FL1	-Z H1J+H05
	2.7	1.09	14052	536	69400	O4C35.536DE112	2LP069.-0GB.0-4BG0	2KJ3104-9GH22-.FL1	-Z H1J+H05
	2.8	1.51	13475	514	76000	O4C37.514DE112	2LP069.-0GC.0-4BG0	2KJ3107-9GH22-.FJ1	-Z H1J+H06
	2.8	2.88	12415	474	105400	O4C45.474DE112	2LP069.-0GE.0-2BG0	2KJ3108-9GH22-.FH1	-Z H1J+H07
	3.0	1.21	12694	485	68500	O4C35.485DE112	2LP069.-0GB.0-3BG0	2KJ3107-9GH22-.FN1	-Z H1J+H06
	3.1	0.83	12355	472	45500	O4C30.472DE112	2LP069.-0GA.0-4BG0	2KJ3104-9GH22-.FK1	-Z H1J+H05
	3.1	1.26	20312	775	80800	O4C40.775DE112	2LP069.-0GD.0-7BG0	2KJ3107-9GH22-.FM1	-Z H1J+H06
	3.3	1.78	11458	437	72400	O4C37.437DE112	2LP069.-0GC.0-3BG0	2KJ3107-9GH22-.FH1	-Z H1J+H06
	3.3	2.23	11458	437	74700	O4C40.437DE112	2LP069.-0GD.0-3BG0	2KJ3107-9GH22-.FH1	-Z H1J+H06
	3.4	1.35	11365	434	66300	O4C35.434DE112	2LP069.-0GB.0-2BG0	2KJ3107-9GH22-.FM1	-Z H1J+H06
	3.7	0.98	10423	398	44300	O4C30.398DE112	2LP069.-0GA.0-3BG0	2KJ3104-9GH22-.FJ1	-Z H1J+H05
	3.9	1.54	9937	379	63700	O4C35.379DE112	2LP069.-0GB.0-1BG0	2KJ3107-9GH22-.FL1	-Z H1J+H06
	3.9	2.08	9821	375	69200	O4C37.375DE112	2LP069.-0GC.0-2BG0	2KJ3107-9GH22-.FG1	-Z H1J+H06
	3.9	2.60	9821	375	71300	O4C40.375DE112	2LP069.-0GD.0-2BG0	2KJ3107-9GH22-.FG1	-Z H1J+H06
	4.0	2.12	9616	367	68700	O4C37.367DE112	2LP069.-0GC.0-1BG0	2KJ3107-9GH22-.FF1	-Z H1J+H06
	4.0	2.65	9616	367	70900	O4C40.367DE112	2LP069.-0GD.0-1BG0	2KJ3107-9GH22-.FF1	-Z H1J+H06
	4.2	1.12	9085	347	42500	O4C30.347DE112	2LP069.-0GA.0-2BG0	2KJ3104-9GH22-.FH1	-Z H1J+H05
	4.5	1.20	8530	326	41700	O4C30.326DE112	2LP069.-0GA.0-1BG0	2KJ3107-9GH22-.FK1	-Z H1J+H06
	4.5	1.79	8530	326	60800	O4C35.326DE112	2LP069.-0GB.0-0BG0	2KJ3107-9GH22-.FK1	-Z H1J+H06
	4.6	2.43	8408	321	66000	O4C37.321DE112	2LP069.-0GC.0-0BG0	2KJ3107-9GH22-.FE1	-Z H1J+H06
	4.8	1.92	7979	305	59600	O4C35.305DE112	2LP069.-0GB.0-8AG0	2KJ3108-9GH22-.HJ1	H1J
	5.1	1.35	7540	288	40200	O4C30.288DE112	2LP069.-0GA.0-0BG0	2KJ3107-9GH22-.FJ1	-Z H1J+H06
	5.3	2.83	7217	275	63100	O4C37.275DE112	2LP069.-0GC.0-8AG0	2KJ3107-9GH22-.FD1	-Z H1J+H06

<sup>1)</sup> The specified values refer to continuous stresses. For infrequent, brief stresses please refer to Table 1 on page 3/2.



## Selection and ordering data (continued)

$P_N$ kW	$n_2$ rpm	$f_B$ -	$T_2$ Nm	$i_{total}$ -	$F_{R2,perm}$ <sup>1)</sup> N	Short product description	FLENDER SIP planetary gear unit	SIMOGEAR geared motor	Order codes
							Article No.	Article No.	
4	5.5	2.20	6946	265	57200	O4C35.265DE112	2LP069.-0GB.0-7AG0	2KJ3108-9GH22.-HH1	H1J
	6.0	1.59	6411	245	38300	O4C30.245DE112	2LP069.-0GA.0-8AG0	2KJ3107-9GH22.-FH1	-Z H1J+H06
	6.4	2.58	5938	227	54500	O4C35.227DE112	2LP069.-0GB.0-6AG0	2KJ3108-9GH22.-HG1	H1J
	7.0	1.86	5495	210	36500	O4C30.210DE112	2LP069.-0GA.0-7AG0	2KJ3107-9GH22.-FG1	-Z H1J+H06
	7.1	1.90	5380	205	36300	O4C30.205DE112	2LP069.-0GA.0-6AG0	2KJ3107-9GH22.-FF1	-Z H1J+H06
	7.5	2.01	5083	194	35700	O4C30.194DE112	2LP069.-0GA.0-5AG0	2KJ3108-9GH22.-HF1	H1J
	8.5	2.26	4524	173	34500	O4C30.173DE112	2LP069.-0GA.0-4AG0	2KJ3108-9GH22.-HE1	H1J
	9.6	2.57	3970	152	33100	O4C30.152DE112	2LP069.-0GA.0-3AG0	2KJ3108-9GH22.-HD1	H1J
	11.1	2.95	3456	132	31800	O4C30.132DE112	2LP069.-0GA.0-2AG0	2KJ3108-9GH22.-HC1	H1J
5.5	0.50	0.77	105621	2942	216200	O5C60.2942DE132	2LP069.-0GH.0-4DH0	2KJ3208-9HG22.-FC1	-Z H1J+H08
	0.59	0.74	89814	2502	155400	O5C55.2502DE132	2LP069.-0GG.0-2DH0	2KJ3208-9HG22.-FB1	-Z H1J+H08
	0.59	0.91	89814	2502	216200	O5C60.2502DE132	2LP069.-0GH.0-2DH0	2KJ3208-9HG22.-FB1	-Z H1J+H08
	0.68	0.86	76983	2144	155400	O5C55.2144DE132	2LP069.-0GG.0-0DH0	2KJ3208-9HG22.-FA1	-Z H1J+H08
	0.68	1.06	76983	2144	216200	O5C60.2144DE132	2LP069.-0GH.0-0DH0	2KJ3208-9HG22.-FA1	-Z H1J+H08
	0.83	0.72	63391	1766	121300	O4C50.1766DE132	2LP069.-0GF.0-4CH0	2KJ3108-9HG22.-FU1	-Z H1J+H08
	0.83	1.05	63391	1766	155400	O4C55.1766DE132	2LP069.-0GG.0-6CH0	2KJ3108-9HG22.-FU1	-Z H1J+H08
	0.83	1.29	63391	1766	216200	O4C60.1766DE132	2LP069.-0GH.0-6CH0	2KJ3108-9HG22.-FU1	-Z H1J+H08
	0.86	1.33	61301	1708	216200	O4C60.1708DE132	2LP069.-0GH.0-5CH0	2KJ3110-9HG22.-FU1	-Z H1J+H08
	0.97	1.51	54195	1510	216200	O4C60.1510DE132	2LP069.-0GH.0-4CH0	2KJ3110-9HG22.-FT1	-Z H1J+H08
	0.98	0.86	53678	1495	121300	O4C50.1495DE132	2LP069.-0GF.0-3CH0	2KJ3108-9HG22.-FT1	-Z H1J+H08
	0.98	1.24	53678	1495	155400	O4C55.1495DE132	2LP069.-0GG.0-5CH0	2KJ3108-9HG22.-FT1	-Z H1J+H08
	1.0	0.91	50520	1407	121300	O4C50.1407DE132	2LP069.-0GF.0-2CH0	2KJ3108-9HG22.-FS1	-Z H1J+H08
	1.0	1.31	50520	1407	155400	O4C55.1407DE132	2LP069.-0GG.0-4CH0	2KJ3108-9HG22.-FS1	-Z H1J+H08
	1.1	0.73	49119	1368	107700	O4C45.1368DE132	2LP069.-0GE.0-2CH0	2KJ3107-9HG22.-FS1	-Z H1J+H07
	1.1	1.69	48380	1348	216200	O4C60.1348DE132	2LP069.-0GH.0-3CH0	2KJ3110-9HG22.-FS1	-Z H1J+H08
	1.1	0.98	46653	1300	121300	O4C50.1300DE132	2LP069.-0GF.0-1CH0	2KJ3108-9HG22.-FR1	-Z H1J+H08
	1.1	1.42	46653	1300	155400	O4C55.1300DE132	2LP069.-0GG.0-3CH0	2KJ3108-9HG22.-FR1	-Z H1J+H08
	1.2	1.88	43535	1213	216200	O4C60.1213DE132	2LP069.-0GH.0-2CH0	2KJ3110-9HG22.-FR1	-Z H1J+H08
	1.3	1.11	41511	1156	121300	O4C50.1156DE132	2LP069.-0GF.0-0CH0	2KJ3108-9HG22.-FQ1	-Z H1J+H08
	1.3	1.60	41511	1156	155400	O4C55.1156DE132	2LP069.-0GG.0-2CH0	2KJ3108-9HG22.-FQ1	-Z H1J+H08
	1.3	0.87	41213	1148	107700	O4C45.1148DE132	2LP069.-0GE.0-1CH0	2KJ3107-9HG22.-FR1	-Z H1J+H07
	1.4	0.92	38789	1080	107700	O4C45.1080DE132	2LP069.-0GE.0-0CH0	2KJ3107-9HG22.-FQ1	-Z H1J+H07
	1.4	2.16	37785	1053	216200	O4C60.1053DE132	2LP069.-0GH.0-1CH0	2KJ3110-9HG22.-FQ1	-Z H1J+H08
	1.4	1.25	36870	1027	121300	O4C50.1027DE132	2LP069.-0GF.0-8BH0	2KJ3108-9HG22.-FP1	-Z H1J+H08
	1.4	1.80	36870	1027	155400	O4C55.1027DE132	2LP069.-0GG.0-1CH0	2KJ3108-9HG22.-FP1	-Z H1J+H08
	1.5	1.00	35587	991	107700	O4C45.991DE132	2LP069.-0GE.0-8BH0	2KJ3107-9HG22.-FP1	-Z H1J+H07
1.5	0.73	34751	968	80800	O4C40.968DE132	2LP069.-0GD.0-0CH0	2KJ3106-9HG22.-FP1	-Z H1J+H06	
1.6	2.40	33982	947	216200	O4C60.947DE132	2LP069.-0GH.0-0CH0	2KJ3110-9HG22.-FP1	-Z H1J+H08	
1.6	1.39	33002	919	121300	O4C50.919DE132	2LP069.-0GF.0-7BH0	2KJ3108-9HG22.-FN1	-Z H1J+H08	
1.6	2.01	33002	919	155400	O4C55.919DE132	2LP069.-0GG.0-0CH0	2KJ3108-9HG22.-FN1	-Z H1J+H08	
1.7	0.82	31087	866	80800	O4C40.866DE132	2LP069.-0GD.0-8BH0	2KJ3107-9HG22.-FN1	-Z H1J+H06	
1.7	1.15	31087	866	107700	O4C45.866DE132	2LP069.-0GE.0-7BH0	2KJ3107-9HG22.-FN1	-Z H1J+H07	
1.8	2.75	29701	827	216200	O4C60.827DE132	2LP069.-0GH.0-8BH0	2KJ3110-9HG22.-FN1	-Z H1J+H08	
1.9	1.63	28213	786	121300	O4C50.786DE132	2LP069.-0GF.0-6BH0	2KJ3108-9HG22.-FM1	-Z H1J+H08	
1.9	2.35	28213	786	155400	O4C55.786DE132	2LP069.-0GG.0-8BH0	2KJ3108-9HG22.-FM1	-Z H1J+H08	
1.9	0.92	27832	775	80800	O4C40.775DE132	2LP069.-0GD.0-7BH0	2KJ3107-9HG22.-FM1	-Z H1J+H06	
1.9	1.28	27832	775	107700	O4C45.775DE132	2LP069.-0GE.0-6BH0	2KJ3107-9HG22.-FM1	-Z H1J+H07	
2.0	2.50	26505	738	155400	O4C55.738DE132	2LP069.-0GG.0-7BH0	2KJ3110-9HG22.-FM1	-Z H1J+H08	

<sup>1)</sup> The specified values refer to continuous stresses. For infrequent, brief stresses please refer to Table 1 on page 3/2.





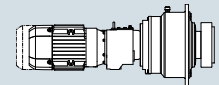
## Planetary geared motors, coaxial

## 4-pole geared motors

## Selection and ordering data (continued)

$P_N$ kW	$n_2$ rpm	$f_B$ -	$T_2$ Nm	$i_{total}$ -	$F_{R2,perm}^{1)}$ N	Short product description	FLENDER SIP planetary gear unit	SIMOGEAR geared motor	Order codes
							Article No.	Article No.	
5.5	2.0	0.78	26285	732	76000	O4C37.732DE132	2LP069.-0GC.0-7BH0	2KJ3106-9HG22-.FL1	-Z H1J+H06
	2.1	1.42	25193	702	107700	O4C45.702DE132	2LP069.-0GE.0-5BH0	2KJ3108-9HG22-.FL1	-Z H1J+H08
	2.1	1.82	25193	702	121300	O4C50.702DE132	2LP069.-0GF.0-5BH0	2KJ3108-9HG22-.FL1	-Z H1J+H08
	2.2	1.05	24336	678	80800	O4C40.678DE132	2LP069.-0GD.0-6BH0	2KJ3107-9HG22-.FL1	-Z H1J+H06
	2.3	2.84	23350	650	153600	O4C55.650DE132	2LP069.-0GG.0-6BH0	2KJ3110-9HG22-.FL1	-Z H1J+H08
	2.3	0.91	22516	627	76000	O4C37.627DE132	2LP069.-0GC.0-6BH0	2KJ3106-9HG22-.FK1	-Z H1J+H06
	2.4	1.60	22266	620	107700	O4C45.620DE132	2LP069.-0GE.0-4BH0	2KJ3108-9HG22-.FK1	-Z H1J+H08
	2.4	2.06	22266	620	121300	O4C50.620DE132	2LP069.-0GF.0-4BH0	2KJ3108-9HG22-.FK1	-Z H1J+H08
	2.5	0.98	20888	582	76000	O4C37.582DE132	2LP069.-0GC.0-5BH0	2KJ3107-9HG22-.FK1	-Z H1J+H06
	2.5	1.22	20888	582	80800	O4C40.582DE132	2LP069.-0GD.0-5BH0	2KJ3107-9HG22-.FK1	-Z H1J+H06
	2.7	1.83	19540	544	107700	O4C45.544DE132	2LP069.-0GE.0-3BH0	2KJ3108-9HG22-.FJ1	-Z H1J+H08
	2.7	2.35	19540	544	117700	O4C50.544DE132	2LP069.-0GF.0-3BH0	2KJ3108-9HG22-.FJ1	-Z H1J+H08
	2.7	0.79	19254	536	69400	O4C35.536DE132	2LP069.-0GB.0-4BH0	2KJ3104-9HG22-.FL1	-Z H1J+H05
	2.9	1.11	18463	514	76000	O4C37.514DE132	2LP069.-0GC.0-4BH0	2KJ3107-9HG22-.FJ1	-Z H1J+H06
	2.9	1.38	18463	514	78300	O4C40.514DE132	2LP069.-0GD.0-4BH0	2KJ3107-9HG22-.FJ1	-Z H1J+H06
	3.0	0.88	17394	485	68500	O4C35.485DE132	2LP069.-0GB.0-3BH0	2KJ3107-9HG22-.FN1	-Z H1J+H06
	3.1	2.10	17011	474	105300	O4C45.474DE132	2LP069.-0GE.0-2BH0	2KJ3108-9HG22-.FH1	-Z H1J+H08
	3.1	2.70	17011	474	112900	O4C50.474DE132	2LP069.-0GF.0-2BH0	2KJ3108-9HG22-.FH1	-Z H1J+H08
	3.4	1.30	15700	437	72400	O4C37.437DE132	2LP069.-0GC.0-3BH0	2KJ3107-9HG22-.FH1	-Z H1J+H06
	3.4	1.62	15700	437	74600	O4C40.437DE132	2LP069.-0GD.0-3BH0	2KJ3107-9HG22-.FH1	-Z H1J+H06
	3.4	0.98	15573	434	66200	O4C35.434DE132	2LP069.-0GB.0-2BH0	2KJ3107-9HG22-.FM1	-Z H1J+H06
	3.6	2.46	14541	405	100400	O4C45.405DE132	2LP069.-0GE.0-1BH0	2KJ3108-9HG22-.FG1	-Z H1J+H08
	3.7	0.71	14282	398	44200	O4C30.398DE132	2LP069.-0GA.0-3BH0	2KJ3104-9HG22-.FJ1	-Z H1J+H05
	3.9	1.12	13616	379	63600	O4C35.379DE132	2LP069.-0GB.0-1BH0	2KJ3107-9HG22-.FL1	-Z H1J+H06
	3.9	1.52	13457	375	69100	O4C37.375DE132	2LP069.-0GC.0-2BH0	2KJ3107-9HG22-.FG1	-Z H1J+H06
	3.9	1.90	13457	375	71200	O4C40.375DE132	2LP069.-0GD.0-2BH0	2KJ3107-9HG22-.FG1	-Z H1J+H06
	4.0	1.55	13176	367	68700	O4C37.367DE132	2LP069.-0GC.0-1BH0	2KJ3107-9HG22-.FF1	-Z H1J+H06
	4.0	1.94	13176	367	70800	O4C40.367DE132	2LP069.-0GD.0-1BH0	2KJ3107-9HG22-.FF1	-Z H1J+H06
	4.2	0.82	12448	347	42500	O4C30.347DE132	2LP069.-0GA.0-2BH0	2KJ3104-9HG22-.FH1	-Z H1J+H05
	4.2	2.87	12447	347	95800	O4C45.347DE132	2LP069.-0GE.0-0AH0	2KJ3108-9HG22-.FF1	-Z H1J+H08
4.5	0.87	11688	326	41700	O4C30.326DE132	2LP069.-0GA.0-1BH0	2KJ3107-9HG22-.FK1	-Z H1J+H06	
4.5	1.31	11688	326	60800	O4C35.326DE132	2LP069.-0GB.0-0BH0	2KJ3107-9HG22-.FK1	-Z H1J+H06	
4.6	1.77	11520	321	66000	O4C37.321DE132	2LP069.-0GC.0-0BH0	2KJ3107-9HG22-.FE1	-Z H1J+H06	
4.6	2.21	11520	321	68000	O4C40.321DE132	2LP069.-0GD.0-0BH0	2KJ3107-9HG22-.FE1	-Z H1J+H06	
4.8	1.40	10933	305	59500	O4C35.305DE132	2LP069.-0GB.0-8AH0	2KJ3108-9HG22-.HJ1	H1J	
5.1	0.99	10331	288	40100	O4C30.288DE132	2LP069.-0GA.0-0BH0	2KJ3107-9HG22-.FJ1	-Z H1J+H06	
5.3	2.06	9888	275	63000	O4C37.275DE132	2LP069.-0GC.0-8AH0	2KJ3107-9HG22-.FD1	-Z H1J+H06	
5.3	2.58	9888	275	64900	O4C40.275DE132	2LP069.-0GD.0-8AH0	2KJ3107-9HG22-.FD1	-Z H1J+H06	
5.5	1.61	9518	265	57100	O4C35.265DE132	2LP069.-0GB.0-7AH0	2KJ3108-9HG22-.HH1	H1J	
6.0	1.16	8785	245	38200	O4C30.245DE132	2LP069.-0GA.0-8AH0	2KJ3107-9HG22-.FH1	-Z H1J+H06	
6.0	2.33	8741	243	60700	O4C37.243DE132	2LP069.-0GC.0-7AH0	2KJ3107-9HG22-.FC1	-Z H1J+H06	
6.0	2.92	8741	243	62600	O4C40.243DE132	2LP069.-0GD.0-7AH0	2KJ3107-9HG22-.FC1	-Z H1J+H06	
6.5	1.88	8136	227	54500	O4C35.227DE132	2LP069.-0GB.0-6AH0	2KJ3108-9HG22-.HG1	H1J	
7.0	1.36	7530	210	36500	O4C30.210DE132	2LP069.-0GA.0-7AH0	2KJ3107-9HG22-.FG1	-Z H1J+H06	
7.1	2.75	7432	207	57800	O4C37.207DE132	2LP069.-0GC.0-6AH0	2KJ3107-9HG22-.FB1	-Z H1J+H06	
7.1	1.38	7372	205	36300	O4C30.205DE132	2LP069.-0GA.0-6AH0	2KJ3107-9HG22-.FF1	-Z H1J+H06	
7.6	1.47	6964	194	35700	O4C30.194DE132	2LP069.-0GA.0-5AH0	2KJ3108-9HG22-.HF1	H1J	
7.6	2.20	6964	194	52000	O4C35.194DE132	2LP069.-0GB.0-5AH0	2KJ3108-9HG22-.HF1	H1J	

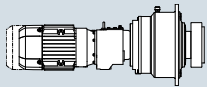
<sup>1)</sup> The specified values refer to continuous stresses. For infrequent, brief stresses please refer to Table 1 on page 3/2.



## Selection and ordering data (continued)

$P_N$ kW	$n_2$ rpm	$f_B$ -	$T_2$ Nm	$i_{total}$ -	$F_{R2,perm}^{1)}$ N	Short product description	FLENDER SIP	SIMOGEAR	Order codes
							planetary gear unit	geared motor	
							Article No.	Article No.	
5.5	8.5	1.65	6199	173	34400	O4C30.173DE132	2LP069.-0GA.0-4AH0	2KJ3108-9HG22-.HE1	H1J
	8.5	2.47	6199	173	50200	O4C35.173DE132	2LP069.-0GB.0-4AH0	2KJ3108-9HG22-.HE1	H1J
	9.7	1.88	5440	152	33100	O4C30.152DE132	2LP069.-0GA.0-3AH0	2KJ3108-9HG22-.HD1	H1J
	9.7	2.81	5440	152	48300	O4C35.152DE132	2LP069.-0GB.0-3AH0	2KJ3108-9HG22-.HD1	H1J
	11.1	2.15	4736	132	31800	O4C30.132DE132	2LP069.-0GA.0-2AH0	2KJ3108-9HG22-.HC1	H1J
	13.0	2.52	4048	113	30300	O4C30.113DE132	2LP069.-0GA.0-1AH0	2KJ3108-9HG22-.HB1	H1J
	15.2	2.94	3465	97	28900	O4C30.97DE132	2LP069.-0GA.0-0AH0	2KJ3108-9HG22-.HA1	H1J
7.5	0.69	0.78	104431	2144	216200	O5C60.2144DE132	2LP069.-0GH.0-0DH0	2KJ3208-9HL23-.FA1	-Z H1J+H08
	0.83	0.77	85993	1766	155400	O4C55.1766DE132	2LP069.-0GG.0-6CH0	2KJ3108-9HL23-.FU1	-Z H1J+H08
	0.83	0.95	85993	1766	216200	O4C60.1766DE132	2LP069.-0GH.0-6CH0	2KJ3108-9HL23-.FU1	-Z H1J+H08
	0.86	0.98	83158	1708	216200	O4C60.1708DE132	2LP069.-0GH.0-5CH0	2KJ3110-9HL23-.FU1	-Z H1J+H08
	0.97	1.11	73518	1510	216200	O4C60.1510DE132	2LP069.-0GH.0-4CH0	2KJ3110-9HL23-.FT1	-Z H1J+H08
	0.98	0.91	72816	1495	155400	O4C55.1495DE132	2LP069.-0GG.0-5CH0	2KJ3108-9HL23-.FT1	-Z H1J+H08
	1.0	0.96	68533	1407	155400	O4C55.1407DE132	2LP069.-0GG.0-4CH0	2KJ3108-9HL23-.FS1	-Z H1J+H08
	1.1	1.24	65630	1348	216200	O4C60.1348DE132	2LP069.-0GH.0-3CH0	2KJ3110-9HL23-.FS1	-Z H1J+H08
	1.1	0.72	63287	1300	121300	O4C50.1300DE132	2LP069.-0GF.0-1CH0	2KJ3108-9HL23-.FR1	-Z H1J+H07
	1.1	1.04	63287	1300	155400	O4C55.1300DE132	2LP069.-0GG.0-3CH0	2KJ3108-9HL23-.FR1	-Z H1J+H08
	1.2	1.38	59057	1213	216200	O4C60.1213DE132	2LP069.-0GH.0-2CH0	2KJ3110-9HL23-.FR1	-Z H1J+H08
	1.3	0.81	56311	1156	121300	O4C50.1156DE132	2LP069.-0GF.0-0CH0	2KJ3108-9HL23-.FQ1	-Z H1J+H07
	1.3	1.17	56311	1156	155400	O4C55.1156DE132	2LP069.-0GG.0-2CH0	2KJ3108-9HL23-.FQ1	-Z H1J+H08
	1.4	1.59	51258	1053	216200	O4C60.1053DE132	2LP069.-0GH.0-1CH0	2KJ3110-9HL23-.FQ1	-Z H1J+H08
	1.4	0.91	50015	1027	121300	O4C50.1027DE132	2LP069.-0GF.0-8BH0	2KJ3108-9HL23-.FP1	-Z H1J+H07
	1.4	1.32	50015	1027	155400	O4C55.1027DE132	2LP069.-0GG.0-1CH0	2KJ3108-9HL23-.FP1	-Z H1J+H08
	1.5	0.74	48276	991	107700	O4C45.991DE132	2LP069.-0GE.0-8BH0	2KJ3107-9HL23-.FP1	-Z H1J+H07
	1.6	1.76	46097	947	216200	O4C60.947DE132	2LP069.-0GH.0-0CH0	2KJ3110-9HL23-.FP1	-Z H1J+H08
	1.6	1.02	44768	919	121300	O4C50.919DE132	2LP069.-0GF.0-7BH0	2KJ3108-9HL23-.FN1	-Z H1J+H07
	1.6	1.48	44768	919	155400	O4C55.919DE132	2LP069.-0GG.0-0CH0	2KJ3108-9HL23-.FN1	-Z H1J+H08
	1.7	0.84	42170	866	107700	O4C45.866DE132	2LP069.-0GE.0-7BH0	2KJ3107-9HL23-.FN1	-Z H1J+H07
	1.8	2.02	40291	827	216200	O4C60.827DE132	2LP069.-0GH.0-8BH0	2KJ3110-9HL23-.FN1	-Z H1J+H08
	1.9	1.19	38272	786	121300	O4C50.786DE132	2LP069.-0GF.0-6BH0	2KJ3108-9HL23-.FM1	-Z H1J+H07
	1.9	1.73	38272	786	155400	O4C55.786DE132	2LP069.-0GG.0-8BH0	2KJ3108-9HL23-.FM1	-Z H1J+H08
	1.9	0.94	37756	775	107700	O4C45.775DE132	2LP069.-0GE.0-6BH0	2KJ3107-9HL23-.FM1	-Z H1J+H07
	2.0	1.84	35955	738	155400	O4C55.738DE132	2LP069.-0GG.0-7BH0	2KJ3110-9HL23-.FM1	-Z H1J+H08
	2.0	2.26	35955	738	216200	O4C60.738DE132	2LP069.-0GH.0-7BH0	2KJ3110-9HL23-.FM1	-Z H1J+H08
	2.1	1.04	34175	702	107700	O4C45.702DE132	2LP069.-0GE.0-5BH0	2KJ3108-9HL23-.FL1	-Z H1J+H07
	2.1	1.34	34175	702	121300	O4C50.702DE132	2LP069.-0GF.0-5BH0	2KJ3108-9HL23-.FL1	-Z H1J+H07
2.2	0.77	33012	678	80800	O4C40.678DE132	2LP069.-0GD.0-6BH0	2KJ3107-9HL23-.FL1	-Z H1J+H06	
2.3	2.09	31676	650	153600	O4C55.650DE132	2LP069.-0GG.0-6BH0	2KJ3110-9HL23-.FL1	-Z H1J+H08	
2.3	2.57	31676	650	213600	O4C60.650DE132	2LP069.-0GH.0-6BH0	2KJ3110-9HL23-.FL1	-Z H1J+H08	
2.4	1.18	30205	620	107700	O4C45.620DE132	2LP069.-0GE.0-4BH0	2KJ3108-9HL23-.FK1	-Z H1J+H07	
2.4	1.51	30205	620	121300	O4C50.620DE132	2LP069.-0GF.0-4BH0	2KJ3108-9HL23-.FK1	-Z H1J+H07	
2.5	0.72	28336	582	76000	O4C37.582DE132	2LP069.-0GC.0-5BH0	2KJ3107-9HL23-.FK1	-Z H1J+H06	
2.5	0.90	28336	582	80800	O4C40.582DE132	2LP069.-0GD.0-5BH0	2KJ3107-9HL23-.FK1	-Z H1J+H06	
2.6	2.38	27754	570	147600	O4C55.570DE132	2LP069.-0GG.0-5BH0	2KJ3110-9HL23-.FK1	-Z H1J+H08	
2.6	2.93	27754	570	205300	O4C60.570DE132	2LP069.-0GH.0-5BH0	2KJ3110-9HL23-.FK1	-Z H1J+H08	
2.7	1.34	26506	544	107700	O4C45.544DE132	2LP069.-0GE.0-3BH0	2KJ3108-9HL23-.FJ1	-Z H1J+H07	
2.7	1.73	26506	544	117700	O4C50.544DE132	2LP069.-0GF.0-3BH0	2KJ3108-9HL23-.FJ1	-Z H1J+H07	
2.9	0.81	25046	514	76000	O4C37.514DE132	2LP069.-0GC.0-4BH0	2KJ3107-9HL23-.FJ1	-Z H1J+H06	

<sup>1)</sup> The specified values refer to continuous stresses. For infrequent, brief stresses please refer to Table 1 on page 3/2.



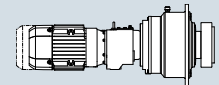
## Planetary geared motors, coaxial

## 4-pole geared motors

## Selection and ordering data (continued)

$P_N$ kW	$n_2$ rpm	$f_B$ -	$T_2$ Nm	$i_{total}$ -	$F_{R2,perm}$ <sup>1)</sup> N	Short product description	FLENDER SIP planetary gear unit	SIMOGEAR geared motor	Order codes
							Article No.	Article No.	
7.5	2.9	1.01	25046	514	78300	O4C40.514DE132	2LP069.-0GD.0-4BH0	2KJ3107-9HL23-.FJ1	-Z H1J+H06
	3.0	2.73	24189	497	141600	O4C55.497DE132	2LP069.-0GG.0-4BH0	2KJ3110-9HL23-.FJ1	-Z H1J+H08
	3.1	1.54	23076	474	105100	O4C45.474DE132	2LP069.-0GE.0-2BH0	2KJ3108-9HL23-.FH1	-Z H1J+H07
	3.1	1.98	23076	474	112900	O4C50.474DE132	2LP069.-0GF.0-2BH0	2KJ3108-9HL23-.FH1	-Z H1J+H07
	3.2	2.99	22077	453	137800	O4C55.453DE132	2LP069.-0GG.0-3BH0	2KJ3110-9HL23-.FH1	-Z H1J+H08
	3.4	0.95	21298	437	72400	O4C37.437DE132	2LP069.-0GC.0-3BH0	2KJ3107-9HL23-.FH1	-Z H1J+H06
	3.4	1.19	21298	437	74600	O4C40.437DE132	2LP069.-0GD.0-3BH0	2KJ3107-9HL23-.FH1	-Z H1J+H06
	3.4	0.72	21125	434	66200	O4C35.434DE132	2LP069.-0GB.0-2BH0	2KJ3107-9HL23-.FM1	-Z H1J+H06
	3.6	1.80	19726	405	100300	O4C45.405DE132	2LP069.-0GE.0-1BH0	2KJ3108-9HL23-.FG1	-Z H1J+H07
	3.6	2.32	19726	405	107700	O4C50.405DE132	2LP069.-0GF.0-1BH0	2KJ3108-9HL23-.FG1	-Z H1J+H07
	3.9	0.83	18471	379	63600	O4C35.379DE132	2LP069.-0GB.0-1BH0	2KJ3107-9HL23-.FL1	-Z H1J+H06
	3.9	1.11	18256	375	69100	O4C37.375DE132	2LP069.-0GC.0-2BH0	2KJ3107-9HL23-.FG1	-Z H1J+H06
	3.9	1.39	18256	375	71200	O4C40.375DE132	2LP069.-0GD.0-2BH0	2KJ3107-9HL23-.FG1	-Z H1J+H06
	4.0	1.14	17873	367	68700	O4C37.367DE132	2LP069.-0GC.0-1BH0	2KJ3107-9HL23-.FF1	-Z H1J+H06
	4.0	1.42	17873	367	70800	O4C40.367DE132	2LP069.-0GD.0-1BH0	2KJ3107-9HL23-.FF1	-Z H1J+H06
	4.2	2.11	16885	347	95700	O4C45.347DE132	2LP069.-0GE.0-0AH0	2KJ3108-9HL23-.FF1	-Z H1J+H07
	4.2	2.71	16885	347	102800	O4C50.347DE132	2LP069.-0GF.0-0AH0	2KJ3108-9HL23-.FF1	-Z H1J+H07
	4.5	0.96	15855	326	60800	O4C35.326DE132	2LP069.-0GB.0-0BH0	2KJ3107-9HL23-.FK1	-Z H1J+H06
	4.6	1.30	15628	321	66000	O4C37.321DE132	2LP069.-0GC.0-0BH0	2KJ3107-9HL23-.FE1	-Z H1J+H06
	4.6	1.63	15628	321	68000	O4C40.321DE132	2LP069.-0GD.0-0BH0	2KJ3107-9HL23-.FE1	-Z H1J+H06
	4.8	2.37	15030	309	92400	O4C45.309DE132	2LP069.-0GE.0-8AH0	2KJ3108-9HL23-.FE1	-Z H1J+H07
	4.8	1.03	14831	305	59500	O4C35.305DE132	2LP069.-0GB.0-8AH0	2KJ3108-9HL23-.FJ1	H1J
	5.1	0.73	14014	288	40100	O4C30.288DE132	2LP069.-0GA.0-0BH0	2KJ3107-9HL23-.FJ1	-Z H1J+H06
	5.3	1.52	13414	275	63000	O4C37.275DE132	2LP069.-0GC.0-8AH0	2KJ3107-9HL23-.FD1	-Z H1J+H06
	5.3	1.89	13414	275	64900	O4C40.275DE132	2LP069.-0GD.0-8AH0	2KJ3107-9HL23-.FD1	-Z H1J+H06
	5.4	2.70	13189	271	88900	O4C45.271DE132	2LP069.-0GE.0-7AH0	2KJ3108-9HL23-.FD1	-Z H1J+H07
	5.5	1.18	12912	265	57100	O4C35.265DE132	2LP069.-0GB.0-7AH0	2KJ3108-9HL23-.FH1	H1J
	6.0	0.85	11917	245	38200	O4C30.245DE132	2LP069.-0GA.0-8AH0	2KJ3107-9HL23-.FH1	-Z H1J+H06
	6.0	1.71	11857	243	60700	O4C37.243DE132	2LP069.-0GC.0-7AH0	2KJ3107-9HL23-.FC1	-Z H1J+H06
	6.0	2.14	11857	243	62600	O4C40.243DE132	2LP069.-0GD.0-7AH0	2KJ3107-9HL23-.FC1	-Z H1J+H06
6.5	1.38	11037	227	54500	O4C35.227DE132	2LP069.-0GB.0-6AH0	2KJ3108-9HL23-.FG1	H1J	
6.5	2.30	11037	227	61200	O4C40.227DE132	2LP069.-0GD.0-6AH0	2KJ3108-9HL23-.FG1	-Z H1J+H07	
7.0	0.99	10214	210	36500	O4C30.210DE132	2LP069.-0GA.0-7AH0	2KJ3107-9HL23-.FG1	-Z H1J+H06	
7.1	2.02	10082	207	57800	O4C37.207DE132	2LP069.-0GC.0-6AH0	2KJ3107-9HL23-.FB1	-Z H1J+H06	
7.2	1.02	10001	205	36300	O4C30.205DE132	2LP069.-0GA.0-6AH0	2KJ3107-9HL23-.FF1	-Z H1J+H06	
7.6	1.08	9447	194	35700	O4C30.194DE132	2LP069.-0GA.0-5AH0	2KJ3108-9HL23-.FF1	H1J	
7.6	1.61	9447	194	52000	O4C35.194DE132	2LP069.-0GB.0-5AH0	2KJ3108-9HL23-.FF1	H1J	
7.6	2.69	9447	194	58500	O4C40.194DE132	2LP069.-0GD.0-5AH0	2KJ3108-9HL23-.FF1	-Z H1J+H07	
8.3	2.35	8642	177	55200	O4C37.177DE132	2LP069.-0GC.0-5AH0	2KJ3107-9HL23-.FA1	-Z H1J+H06	
8.5	1.21	8410	173	34400	O4C30.173DE132	2LP069.-0GA.0-4AH0	2KJ3108-9HL23-.FE1	H1J	
8.5	1.81	8410	173	50200	O4C35.173DE132	2LP069.-0GB.0-4AH0	2KJ3108-9HL23-.FE1	H1J	
8.5	2.42	8410	173	54800	O4C37.173DE132	2LP069.-0GC.0-4AH0	2KJ3108-9HL23-.FE1	-Z H1J+H07	
9.7	1.38	7380	152	33100	O4C30.152DE132	2LP069.-0GA.0-3AH0	2KJ3108-9HL23-.FD1	H1J	
9.7	2.07	7380	152	48300	O4C35.152DE132	2LP069.-0GB.0-3AH0	2KJ3108-9HL23-.FD1	H1J	
9.7	2.75	7380	152	52600	O4C37.152DE132	2LP069.-0GC.0-3AH0	2KJ3108-9HL23-.FD1	-Z H1J+H07	
11.1	1.58	6425	132	31800	O4C30.132DE132	2LP069.-0GA.0-2AH0	2KJ3108-9HL23-.FC1	H1J	
11.1	2.37	6425	132	46300	O4C35.132DE132	2LP069.-0GB.0-2AH0	2KJ3108-9HL23-.FC1	H1J	
13.0	1.85	5492	113	30300	O4C30.113DE132	2LP069.-0GA.0-1AH0	2KJ3108-9HL23-.FB1	H1J	

<sup>1)</sup> The specified values refer to continuous stresses. For infrequent, brief stresses please refer to Table 1 on page 3/2.



## Selection and ordering data (continued)

$P_N$ kW	$n_2$ rpm	$f_B$ -	$T_2$ Nm	$i_{total}$ -	$F_{R2,perm}$ <sup>1)</sup> N	Short product description	FLENDER SIP planetary gear unit	SIMOGEAR geared motor	Order codes
							Article No.	Article No.	
7.5	13.0	2.78	5492	113	44200	O4C35.113DE132	2LP069.-0GB.0-1AH0	2KJ3108-9HL23-.FB1	H1J
	15.2	2.16	4701	97	28900	O4C30.97DE132	2LP069.-0GA.0-0AH0	2KJ3108-9HL23-.FA1	H1J
9.2	0.83	0.77	105946	1766	216200	O4C60.1766DE132	2LP069.-0GH.0-6CH0	2KJ3108-9JQ23-.FU1	-Z H1J+H08
	0.86	0.80	102454	1708	216200	O4C60.1708DE132	2LP069.-0GH.0-5CH0	2KJ3110-9JQ23-.FU1	-Z H1J+H08
	0.98	0.74	89712	1495	155400	O4C55.1495DE132	2LP069.-0GG.0-5CH0	2KJ3108-9JQ23-.FT1	-Z H1J+H08
	1.0	0.79	84435	1407	155400	O4C55.1407DE132	2LP069.-0GG.0-4CH0	2KJ3108-9JQ23-.FS1	-Z H1J+H08
	1.0	0.90	90576	1510	216200	O4C60.1510DE132	2LP069.-0GH.0-4CH0	2KJ3110-9JQ23-.FT1	-Z H1J+H08
	1.1	0.85	77972	1300	155400	O4C55.1300DE132	2LP069.-0GG.0-3CH0	2KJ3108-9JQ23-.FR1	-Z H1J+H08
	1.1	1.01	80858	1348	216200	O4C60.1348DE132	2LP069.-0GH.0-3CH0	2KJ3110-9JQ23-.FS1	-Z H1J+H08
	1.2	1.12	72760	1213	216200	O4C60.1213DE132	2LP069.-0GH.0-2CH0	2KJ3110-9JQ23-.FR1	-Z H1J+H08
	1.3	0.96	69377	1156	155400	O4C55.1156DE132	2LP069.-0GG.0-2CH0	2KJ3108-9JQ23-.FQ1	-Z H1J+H08
	1.4	0.75	61621	1027	121300	O4C50.1027DE132	2LP069.-0GF.0-8BH0	2KJ3108-9JQ23-.FP1	-Z H1J+H07
	1.4	1.08	61621	1027	155400	O4C55.1027DE132	2LP069.-0GG.0-1CH0	2KJ3108-9JQ23-.FP1	-Z H1J+H08
	1.4	1.29	63151	1053	216200	O4C60.1053DE132	2LP069.-0GH.0-1CH0	2KJ3110-9JQ23-.FQ1	-Z H1J+H08
	1.5	1.44	56794	947	216200	O4C60.947DE132	2LP069.-0GH.0-0CH0	2KJ3110-9JQ23-.FP1	-Z H1J+H08
	1.6	0.83	55156	919	121300	O4C50.919DE132	2LP069.-0GF.0-7BH0	2KJ3108-9JQ23-.FN1	-Z H1J+H07
	1.6	1.20	55156	919	155400	O4C55.919DE132	2LP069.-0GG.0-0CH0	2KJ3108-9JQ23-.FN1	-Z H1J+H08
	1.8	1.64	49640	827	216200	O4C60.827DE132	2LP069.-0GH.0-8BH0	2KJ3110-9JQ23-.FN1	-Z H1J+H08
	1.9	0.77	46516	775	107700	O4C45.775DE132	2LP069.-0GE.0-6BH0	2KJ3107-9JQ23-.FM1	-Z H1J+H07
	1.9	0.97	47153	786	121300	O4C50.786DE132	2LP069.-0GF.0-6BH0	2KJ3108-9JQ23-.FM1	-Z H1J+H07
	1.9	1.41	47153	786	155400	O4C55.786DE132	2LP069.-0GG.0-8BH0	2KJ3108-9JQ23-.FM1	-Z H1J+H08
	2.0	1.50	44297	738	155400	O4C55.738DE132	2LP069.-0GG.0-7BH0	2KJ3110-9JQ23-.FM1	-Z H1J+H08
	2.0	1.84	44297	738	216200	O4C60.738DE132	2LP069.-0GH.0-7BH0	2KJ3110-9JQ23-.FM1	-Z H1J+H08
2.1	0.85	42105	702	107700	O4C45.702DE132	2LP069.-0GE.0-5BH0	2KJ3108-9JQ23-.FL1	-Z H1J+H07	
2.1	1.09	42105	702	121300	O4C50.702DE132	2LP069.-0GF.0-5BH0	2KJ3108-9JQ23-.FL1	-Z H1J+H07	
2.2	1.70	39026	650	153700	O4C55.650DE132	2LP069.-0GG.0-6BH0	2KJ3110-9JQ23-.FL1	-Z H1J+H08	
2.2	2.09	39026	650	213800	O4C60.650DE132	2LP069.-0GH.0-6BH0	2KJ3110-9JQ23-.FL1	-Z H1J+H08	
2.4	0.96	37214	620	107700	O4C45.620DE132	2LP069.-0GE.0-4BH0	2KJ3108-9JQ23-.FK1	-Z H1J+H07	
2.4	1.23	37214	620	121300	O4C50.620DE132	2LP069.-0GF.0-4BH0	2KJ3108-9JQ23-.FK1	-Z H1J+H07	
2.5	0.73	34910	582	80800	O4C40.582DE132	2LP069.-0GD.0-5BH0	2KJ3107-9JQ23-.FK1	-Z H1J+H06	
2.6	1.94	34194	570	147700	O4C55.570DE132	2LP069.-0GG.0-5BH0	2KJ3110-9JQ23-.FK1	-Z H1J+H08	
2.6	2.39	34194	570	205500	O4C60.570DE132	2LP069.-0GH.0-5BH0	2KJ3110-9JQ23-.FK1	-Z H1J+H08	
2.7	1.09	32657	544	107700	O4C45.544DE132	2LP069.-0GE.0-3BH0	2KJ3108-9JQ23-.FJ1	-Z H1J+H07	
2.7	1.41	32657	544	117800	O4C50.544DE132	2LP069.-0GF.0-3BH0	2KJ3108-9JQ23-.FJ1	-Z H1J+H07	
2.8	0.83	30858	514	78400	O4C40.514DE132	2LP069.-0GD.0-4BH0	2KJ3107-9JQ23-.FJ1	-Z H1J+H06	
2.9	2.23	29802	497	141800	O4C55.497DE132	2LP069.-0GG.0-4BH0	2KJ3110-9JQ23-.FJ1	-Z H1J+H08	
2.9	2.74	29802	497	197200	O4C60.497DE132	2LP069.-0GH.0-4BH0	2KJ3110-9JQ23-.FJ1	-Z H1J+H08	
3.1	1.26	28430	474	105400	O4C45.474DE132	2LP069.-0GE.0-2BH0	2KJ3108-9JQ23-.FH1	-Z H1J+H07	
3.1	1.62	28430	474	113000	O4C50.474DE132	2LP069.-0GF.0-2BH0	2KJ3108-9JQ23-.FH1	-Z H1J+H07	
3.2	2.44	27200	453	137900	O4C55.453DE132	2LP069.-0GG.0-3BH0	2KJ3110-9JQ23-.FH1	-Z H1J+H08	
3.2	3.00	27200	453	191900	O4C60.453DE132	2LP069.-0GH.0-3BH0	2KJ3110-9JQ23-.FH1	-Z H1J+H08	
3.3	0.78	26240	437	72400	O4C37.437DE132	2LP069.-0GC.0-3BH0	2KJ3107-9JQ23-.FH1	-Z H1J+H06	
3.3	0.97	26240	437	74700	O4C40.437DE132	2LP069.-0GD.0-3BH0	2KJ3107-9JQ23-.FH1	-Z H1J+H06	
3.6	1.47	24303	405	100500	O4C45.405DE132	2LP069.-0GE.0-1BH0	2KJ3108-9JQ23-.FG1	-Z H1J+H07	
3.6	1.89	24303	405	107800	O4C50.405DE132	2LP069.-0GF.0-1BH0	2KJ3108-9JQ23-.FG1	-Z H1J+H07	
3.7	2.83	23416	390	131900	O4C55.390DE132	2LP069.-0GG.0-2BH0	2KJ3110-9JQ23-.FG1	-Z H1J+H08	
3.9	0.91	22492	375	69200	O4C37.375DE132	2LP069.-0GC.0-2BH0	2KJ3107-9JQ23-.FG1	-Z H1J+H06	
3.9	1.13	22492	375	71300	O4C40.375DE132	2LP069.-0GD.0-2BH0	2KJ3107-9JQ23-.FG1	-Z H1J+H06	

<sup>1)</sup> The specified values refer to continuous stresses. For infrequent, brief stresses please refer to Table 1 on page 3/2.





## Planetary geared motors, coaxial

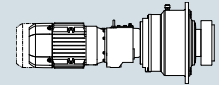
## 4-pole geared motors

## Selection and ordering data (continued)

$P_N$ kW	$n_2$ rpm	$f_B$ -	$T_2$ Nm	$i_{total}$ -	$F_{R2,perm}$ <sup>1)</sup> N	Short product description	FLENDER SIP planetary gear unit	SIMOGEAR geared motor	Order codes
							Article No.	Article No.	
9.2	3.9	2.93	22618	377	130500	O4C55.377DE132	2LP069.-0GG.0-1BH0	2KJ3110-9JQ23-.FF1	-Z H1J+H08
	4.0	0.93	22021	367	68700	O4C37.367DE132	2LP069.-0GC.0-1BH0	2KJ3107-9JQ23-.FF1	-Z H1J+H06
	4.0	1.16	22021	367	70900	O4C40.367DE132	2LP069.-0GD.0-1BH0	2KJ3107-9JQ23-.FF1	-Z H1J+H06
	4.2	1.72	20803	347	95900	O4C45.347DE132	2LP069.-0GE.0-0AH0	2KJ3108-9JQ23-.FF1	-Z H1J+H07
	4.2	2.21	20803	347	102900	O4C50.347DE132	2LP069.-0GF.0-0AH0	2KJ3108-9JQ23-.FF1	-Z H1J+H07
	4.5	1.06	19254	321	66000	O4C37.321DE132	2LP069.-0GC.0-0BH0	2KJ3107-9JQ23-.FE1	-Z H1J+H06
	4.5	0.78	19534	326	60800	O4C35.326DE132	2LP069.-0GB.0-0BH0	2KJ3107-9JQ23-.FK1	-Z H1J+H06
	4.5	1.32	19254	321	68100	O4C40.321DE132	2LP069.-0GD.0-0BH0	2KJ3107-9JQ23-.FE1	-Z H1J+H06
	4.7	1.93	18517	309	92600	O4C45.309DE132	2LP069.-0GE.0-8AH0	2KJ3108-9JQ23-.FE1	-Z H1J+H07
	4.7	2.48	18517	309	99400	O4C50.309DE132	2LP069.-0GF.0-8AH0	2KJ3108-9JQ23-.FE1	-Z H1J+H07
	4.8	0.84	18272	305	59600	O4C35.305DE132	2LP069.-0GB.0-8AH0	2KJ3108-9JQ23-.HJ1	H1J
	5.3	1.23	16526	275	63100	O4C37.275DE132	2LP069.-0GC.0-8AH0	2KJ3107-9JQ23-.FD1	-Z H1J+H06
	5.3	1.54	16526	275	65000	O4C40.275DE132	2LP069.-0GD.0-8AH0	2KJ3107-9JQ23-.FD1	-Z H1J+H06
	5.4	2.20	16250	271	89100	O4C45.271DE132	2LP069.-0GE.0-7AH0	2KJ3108-9JQ23-.FD1	-Z H1J+H07
	5.4	2.83	16250	271	95500	O4C50.271DE132	2LP069.-0GF.0-7AH0	2KJ3108-9JQ23-.FD1	-Z H1J+H07
	5.5	0.96	15908	265	57200	O4C35.265DE132	2LP069.-0GB.0-7AH0	2KJ3108-9JQ23-.HH1	H1J
	6.0	0.70	14682	245	38300	O4C30.245DE132	2LP069.-0GA.0-8AH0	2KJ3107-9JQ23-.FH1	-Z H1J+H06
	6.0	1.40	14608	243	60800	O4C37.243DE132	2LP069.-0GC.0-7AH0	2KJ3107-9JQ23-.FC1	-Z H1J+H06
	6.0	1.75	14608	243	62600	O4C40.243DE132	2LP069.-0GD.0-7AH0	2KJ3107-9JQ23-.FC1	-Z H1J+H06
	6.2	2.52	14147	236	85400	O4C45.236DE132	2LP069.-0GE.0-6AH0	2KJ3108-9JQ23-.FC1	-Z H1J+H07
	6.4	1.13	13598	227	54500	O4C35.227DE132	2LP069.-0GB.0-6AH0	2KJ3108-9JQ23-.HG1	H1J
	6.4	1.88	13598	227	61300	O4C40.227DE132	2LP069.-0GD.0-6AH0	2KJ3108-9JQ23-.FG1	-Z H1J+H07
	7.0	0.81	12584	210	36500	O4C30.210DE132	2LP069.-0GA.0-7AH0	2KJ3107-9JQ23-.FG1	-Z H1J+H06
	7.1	0.83	12321	205	36300	O4C30.205DE132	2LP069.-0GA.0-6AH0	2KJ3107-9JQ23-.FF1	-Z H1J+H06
	7.1	1.64	12422	207	57900	O4C37.207DE132	2LP069.-0GC.0-6AH0	2KJ3107-9JQ23-.FB1	-Z H1J+H06
	7.2	2.95	12093	202	81500	O4C45.202DE132	2LP069.-0GE.0-5AH0	2KJ3108-9JQ23-.FB1	-Z H1J+H07
	7.5	0.88	11639	194	35700	O4C30.194DE132	2LP069.-0GA.0-5AH0	2KJ3108-9JQ23-.HF1	H1J
	7.5	1.31	11639	194	52100	O4C35.194DE132	2LP069.-0GB.0-5AH0	2KJ3108-9JQ23-.HF1	H1J
	7.5	2.19	11639	194	58500	O4C40.194DE132	2LP069.-0GD.0-5AH0	2KJ3108-9JQ23-.FF1	-Z H1J+H07
	8.2	1.92	10647	177	55300	O4C37.177DE132	2LP069.-0GC.0-5AH0	2KJ3107-9JQ23-.FA1	-Z H1J+H06
8.5	0.98	10361	173	34500	O4C30.173DE132	2LP069.-0GA.0-4AH0	2KJ3108-9JQ23-.HE1	H1J	
8.5	1.48	10361	173	50300	O4C35.173DE132	2LP069.-0GB.0-4AH0	2KJ3108-9JQ23-.HE1	H1J	
8.5	1.97	10361	173	54800	O4C37.173DE132	2LP069.-0GC.0-4AH0	2KJ3108-9JQ23-.FE1	-Z H1J+H07	
8.5	2.46	10361	173	56500	O4C40.173DE132	2LP069.-0GD.0-4AH0	2KJ3108-9JQ23-.FE1	-Z H1J+H07	
9.6	1.12	9092	152	33100	O4C30.152DE132	2LP069.-0GA.0-3AH0	2KJ3108-9JQ23-.HD1	H1J	
9.6	1.68	9092	152	48300	O4C35.152DE132	2LP069.-0GB.0-3AH0	2KJ3108-9JQ23-.HD1	H1J	
9.6	2.24	9092	152	52700	O4C37.152DE132	2LP069.-0GC.0-3AH0	2KJ3108-9JQ23-.FD1	-Z H1J+H07	
9.6	2.81	9092	152	54300	O4C40.152DE132	2LP069.-0GD.0-3AH0	2KJ3108-9JQ23-.FD1	-Z H1J+H07	
11.1	1.29	7915	132	31800	O4C30.132DE132	2LP069.-0GA.0-2AH0	2KJ3108-9JQ23-.HC1	H1J	
11.1	1.93	7915	132	46400	O4C35.132DE132	2LP069.-0GB.0-2AH0	2KJ3108-9JQ23-.HC1	H1J	
11.1	2.58	7915	132	50600	O4C37.132DE132	2LP069.-0GC.0-2AH0	2KJ3108-9JQ23-.FC1	-Z H1J+H07	
12.9	1.51	6766	113	30300	O4C30.113DE132	2LP069.-0GA.0-1AH0	2KJ3108-9JQ23-.HB1	H1J	
12.9	2.26	6766	113	44200	O4C35.113DE132	2LP069.-0GB.0-1AH0	2KJ3108-9JQ23-.HB1	H1J	
15.1	1.76	5792	97	28900	O4C30.97DE132	2LP069.-0GA.0-0AH0	2KJ3108-9JQ23-.HA1	H1J	
15.1	2.64	5792	97	42200	O4C35.97DE132	2LP069.-0GB.0-0AH0	2KJ3108-9JQ23-.HA1	H1J	
11	0.98	0.76	107484	1510	216200	O4C60.1510DE160	2LP069.-0GH.0-4CJ0	2KJ3110-9JR23-.FT1	-Z H1J+H08
	1.1	0.72	92527	1300	155400	O4C55.1300DE160	2LP069.-0GG.0-3CJ0	2KJ3108-9JR23-.FR1	-Z H1J+H08
	1.1	0.85	95952	1348	216200	O4C60.1348DE160	2LP069.-0GH.0-3CJ0	2KJ3110-9JR23-.FS1	-Z H1J+H08

<sup>1)</sup> The specified values refer to continuous stresses. For infrequent, brief stresses please refer to Table 1 on page 3/2.





## Selection and ordering data (continued)

$P_N$ kW	$n_2$ rpm	$f_B$ -	$T_2$ Nm	$i_{total}$ -	$F_{R2,perm}$ <sup>1)</sup> N	Short product description	FLENDER SIP planetary gear unit	SIMOGEAR geared motor	Order codes
							Article No.	Article No.	
11	1.2	0.95	86342	1213	216200	O4C60.1213DE160	2LP069.-0GH.0-2CJ0	2KJ3110-9JR23-.FR1	-Z H1J+H08
	1.3	0.81	82328	1156	155400	O4C55.1156DE160	2LP069.-0GG.0-2CJ0	2KJ3108-9JR23-.FQ1	-Z H1J+H08
	1.4	0.91	73123	1027	155400	O4C55.1027DE160	2LP069.-0GG.0-1CJ0	2KJ3108-9JR23-.FP1	-Z H1J+H08
	1.4	1.09	74939	1053	216200	O4C60.1053DE160	2LP069.-0GH.0-1CJ0	2KJ3110-9JR23-.FQ1	-Z H1J+H08
	1.6	0.70	65452	919	121300	O4C50.919DE160	2LP069.-0GF.0-7BJ0	2KJ3108-9JR23-.FN1	-Z H1J+H07
	1.6	1.02	65452	919	155400	O4C55.919DE160	2LP069.-0GG.0-0CJ0	2KJ3108-9JR23-.FN1	-Z H1J+H08
	1.6	1.21	67395	947	216200	O4C60.947DE160	2LP069.-0GH.0-0CJ0	2KJ3110-9JR23-.FP1	-Z H1J+H08
	1.8	1.39	58906	827	216200	O4C60.827DE160	2LP069.-0GH.0-8BJ0	2KJ3110-9JR23-.FN1	-Z H1J+H08
	1.9	0.82	55955	786	121300	O4C50.786DE160	2LP069.-0GF.0-6BJ0	2KJ3108-9JR23-.FM1	-Z H1J+H07
	1.9	1.19	55955	786	155400	O4C55.786DE160	2LP069.-0GG.0-8BJ0	2KJ3108-9JR23-.FM1	-Z H1J+H08
	2.0	1.27	52566	738	155400	O4C55.738DE160	2LP069.-0GG.0-7BJ0	2KJ3110-9JR23-.FM1	-Z H1J+H08
	2.0	1.56	52566	738	216200	O4C60.738DE160	2LP069.-0GH.0-7BJ0	2KJ3110-9JR23-.FM1	-Z H1J+H08
	2.1	0.72	49965	702	107700	O4C45.702DE160	2LP069.-0GE.0-5BJ0	2KJ3108-9JR23-.FL1	-Z H1J+H07
	2.1	0.92	49965	702	121300	O4C50.702DE160	2LP069.-0GF.0-5BJ0	2KJ3108-9JR23-.FL1	-Z H1J+H07
	2.3	1.44	46311	650	153300	O4C55.650DE160	2LP069.-0GG.0-6BJ0	2KJ3110-9JR23-.FL1	-Z H1J+H08
	2.3	1.77	46311	650	213200	O4C60.650DE160	2LP069.-0GH.0-6BJ0	2KJ3110-9JR23-.FL1	-Z H1J+H08
	2.4	0.81	44160	620	107700	O4C45.620DE160	2LP069.-0GE.0-4BJ0	2KJ3108-9JR23-.FK1	-Z H1J+H07
	2.4	1.04	44160	620	121300	O4C50.620DE160	2LP069.-0GF.0-4BJ0	2KJ3108-9JR23-.FK1	-Z H1J+H07
	2.6	1.64	40577	570	147300	O4C55.570DE160	2LP069.-0GG.0-5BJ0	2KJ3110-9JR23-.FK1	-Z H1J+H08
	2.6	2.02	40577	570	204900	O4C60.570DE160	2LP069.-0GH.0-5BJ0	2KJ3110-9JR23-.FK1	-Z H1J+H08
	2.7	0.92	38753	544	107700	O4C45.544DE160	2LP069.-0GE.0-3BJ0	2KJ3108-9JR23-.FJ1	-Z H1J+H07
	2.7	1.19	38753	544	117400	O4C50.544DE160	2LP069.-0GF.0-3BJ0	2KJ3108-9JR23-.FJ1	-Z H1J+H07
	3.0	1.88	35365	497	141300	O4C55.497DE160	2LP069.-0GG.0-4BJ0	2KJ3110-9JR23-.FJ1	-Z H1J+H08
	3.0	2.31	35365	497	196600	O4C60.497DE160	2LP069.-0GH.0-4BJ0	2KJ3110-9JR23-.FJ1	-Z H1J+H08
	3.1	1.06	33737	474	105000	O4C45.474DE160	2LP069.-0GE.0-2BJ0	2KJ3108-9JR23-.FH1	-Z H1J+H07
	3.1	1.36	33737	474	112700	O4C50.474DE160	2LP069.-0GF.0-2BJ0	2KJ3108-9JR23-.FH1	-Z H1J+H07
	3.3	2.06	32277	453	137500	O4C55.453DE160	2LP069.-0GG.0-3BJ0	2KJ3110-9JR23-.FH1	-Z H1J+H08
	3.3	2.54	32277	453	191300	O4C60.453DE160	2LP069.-0GH.0-3BJ0	2KJ3110-9JR23-.FH1	-Z H1J+H08
	3.4	0.82	31138	437	74500	O4C40.437DE160	2LP069.-0GD.0-3BJ0	2KJ3107-9JR23-.FH1	-Z H1J+H06
	3.6	1.24	28840	405	100200	O4C45.405DE160	2LP069.-0GE.0-1BJ0	2KJ3108-9JR23-.FG1	-Z H1J+H07
	3.6	1.60	28840	405	107500	O4C50.405DE160	2LP069.-0GF.0-1BJ0	2KJ3108-9JR23-.FG1	-Z H1J+H07
	3.8	2.39	27787	390	131500	O4C55.390DE160	2LP069.-0GG.0-2BJ0	2KJ3110-9JR23-.FG1	-Z H1J+H08
3.8	2.95	27787	390	182900	O4C60.390DE160	2LP069.-0GH.0-2BJ0	2KJ3110-9JR23-.FG1	-Z H1J+H08	
3.9	0.77	26690	375	69000	O4C37.375DE160	2LP069.-0GC.0-2BJ0	2KJ3107-9JR23-.FG1	-Z H1J+H06	
3.9	0.96	26690	375	71100	O4C40.375DE160	2LP069.-0GD.0-2BJ0	2KJ3107-9JR23-.FG1	-Z H1J+H06	
3.9	2.48	26840	377	130100	O4C55.377DE160	2LP069.-0GG.0-1BJ0	2KJ3110-9JR23-.FF1	-Z H1J+H08	
4.0	0.78	26131	367	68500	O4C37.367DE160	2LP069.-0GC.0-1BJ0	2KJ3107-9JR23-.FF1	-Z H1J+H06	
4.0	0.98	26131	367	70600	O4C40.367DE160	2LP069.-0GD.0-1BJ0	2KJ3107-9JR23-.FF1	-Z H1J+H06	
4.3	1.45	24686	347	95600	O4C45.347DE160	2LP069.-0GE.0-0AJ0	2KJ3108-9JR23-.FF1	-Z H1J+H07	
4.3	1.87	24686	347	102600	O4C50.347DE160	2LP069.-0GF.0-0AJ0	2KJ3108-9JR23-.FF1	-Z H1J+H07	
4.4	2.81	23646	332	125300	O4C55.332DE160	2LP069.-0GG.0-0BJ0	2KJ3110-9JR23-.FE1	-Z H1J+H08	
4.6	0.90	22848	321	65800	O4C37.321DE160	2LP069.-0GC.0-0BJ0	2KJ3107-9JR23-.FE1	-Z H1J+H06	
4.6	1.12	22848	321	67800	O4C40.321DE160	2LP069.-0GD.0-0BJ0	2KJ3107-9JR23-.FE1	-Z H1J+H06	
4.8	0.71	21683	305	59400	O4C35.305DE160	2LP069.-0GB.0-8AJ0	2KJ3108-9JR23-.HJ1	H1J	
4.8	1.63	21974	309	92400	O4C45.309DE160	2LP069.-0GE.0-8AJ0	2KJ3108-9JR23-.FE1	-Z H1J+H07	
4.8	2.10	21974	309	99100	O4C50.309DE160	2LP069.-0GF.0-8AJ0	2KJ3108-9JR23-.FE1	-Z H1J+H07	
5.4	1.04	19611	275	62900	O4C37.275DE160	2LP069.-0GC.0-8AJ0	2KJ3107-9JR23-.FD1	-Z H1J+H06	
5.4	1.30	19611	275	64800	O4C40.275DE160	2LP069.-0GD.0-8AJ0	2KJ3107-9JR23-.FD1	-Z H1J+H06	

<sup>1)</sup> The specified values refer to continuous stresses. For infrequent, brief stresses please refer to Table 1 on page 3/2.



## Planetary geared motors, coaxial

## 4-pole geared motors

## Selection and ordering data (continued)

$P_N$ kW	$n_2$ rpm	$f_B$ -	$T_2$ Nm	$i_{total}$ -	$F_{R2,perm}^{1)}$ N	Short product description	FLENDER SIP planetary gear unit	SIMOGEAR geared motor	Order codes
							Article No.	Article No.	
11	5.4	1.86	19283	271	88800	O4C45.271DE160	2LP069.-0GE.0-7AJ0	2KJ3108-9JR23-.FD1	-Z H1J+H07
	5.4	2.39	19283	271	95200	O4C50.271DE160	2LP069.-0GF.0-7AJ0	2KJ3108-9JR23-.FD1	-Z H1J+H07
	5.6	0.81	18877	265	57000	O4C35.265DE160	2LP069.-0GB.0-7AJ0	2KJ3108-9JR23-.HH1	H1J
	6.1	1.18	17335	243	60600	O4C37.243DE160	2LP069.-0GC.0-7AJ0	2KJ3107-9JR23-.FC1	-Z H1J+H06
	6.1	1.48	17335	243	62400	O4C40.243DE160	2LP069.-0GD.0-7AJ0	2KJ3107-9JR23-.FC1	-Z H1J+H06
	6.3	2.13	16788	236	85200	O4C45.236DE160	2LP069.-0GE.0-6AJ0	2KJ3108-9JR23-.FC1	-Z H1J+H07
	6.3	2.74	16788	236	91400	O4C50.236DE160	2LP069.-0GF.0-6AJ0	2KJ3108-9JR23-.FC1	-Z H1J+H07
	6.5	0.95	16136	227	54400	O4C35.227DE160	2LP069.-0GB.0-6AJ0	2KJ3108-9JR23-.HG1	H1J
	6.5	1.59	16136	227	61100	O4C40.227DE160	2LP069.-0GD.0-6AJ0	2KJ3108-9JR23-.FG1	-Z H1J+H07
	7.1	1.39	14741	207	57700	O4C37.207DE160	2LP069.-0GC.0-6AJ0	2KJ3107-9JR23-.FB1	-Z H1J+H06
	7.3	2.50	14350	202	81300	O4C45.202DE160	2LP069.-0GE.0-5AJ0	2KJ3108-9JR23-.FB1	-Z H1J+H07
	7.6	0.74	13812	194	35600	O4C30.194DE160	2LP069.-0GA.0-5AJ0	2KJ3108-9JR23-.HF1	H1J
	7.6	1.11	13812	194	51900	O4C35.194DE160	2LP069.-0GB.0-5AJ0	2KJ3108-9JR23-.HF1	H1J
	7.6	1.85	13812	194	58300	O4C40.194DE160	2LP069.-0GD.0-5AJ0	2KJ3108-9JR23-.FF1	-Z H1J+H07
	8.3	1.62	12634	177	55100	O4C37.177DE160	2LP069.-0GC.0-5AJ0	2KJ3107-9JR23-.FA1	-Z H1J+H06
	8.5	0.83	12295	173	34400	O4C30.173DE160	2LP069.-0GA.0-4AJ0	2KJ3108-9JR23-.HE1	H1J
	8.5	1.25	12295	173	50100	O4C35.173DE160	2LP069.-0GB.0-4AJ0	2KJ3108-9JR23-.HE1	H1J
	8.5	1.66	12295	173	54600	O4C37.173DE160	2LP069.-0GC.0-4AJ0	2KJ3108-9JR23-.FE1	-Z H1J+H07
	8.5	2.08	12295	173	56300	O4C40.173DE160	2LP069.-0GD.0-4AJ0	2KJ3108-9JR23-.FE1	-Z H1J+H07
	8.5	2.92	12283	173	77600	O4C45.173DE160	2LP069.-0GE.0-4AJ0	2KJ3108-9JR23-.FA1	-Z H1J+H07
	9.7	0.95	10790	152	33000	O4C30.152DE160	2LP069.-0GA.0-3AJ0	2KJ3108-9JR23-.HD1	H1J
	9.7	1.42	10790	152	48200	O4C35.152DE160	2LP069.-0GB.0-3AJ0	2KJ3108-9JR23-.HD1	H1J
	9.7	1.90	10790	152	52500	O4C37.152DE160	2LP069.-0GC.0-3AJ0	2KJ3108-9JR23-.FD1	-Z H1J+H07
	9.7	2.37	10790	152	54200	O4C40.152DE160	2LP069.-0GD.0-3AJ0	2KJ3108-9JR23-.FD1	-Z H1J+H07
	11.2	1.09	9393	132	31700	O4C30.132DE160	2LP069.-0GA.0-2AJ0	2KJ3108-9JR23-.HC1	H1J
	11.2	1.63	9393	132	46200	O4C35.132DE160	2LP069.-0GB.0-2AJ0	2KJ3108-9JR23-.HC1	H1J
	11.2	2.18	9393	132	50400	O4C37.132DE160	2LP069.-0GC.0-2AJ0	2KJ3108-9JR23-.FC1	-Z H1J+H07
	11.2	2.72	9393	132	52000	O4C40.132DE160	2LP069.-0GD.0-2AJ0	2KJ3108-9JR23-.FC1	-Z H1J+H07
	13.1	1.27	8029	113	30200	O4C30.113DE160	2LP069.-0GA.0-1AJ0	2KJ3108-9JR23-.HB1	H1J
	13.1	1.91	8029	113	44100	O4C35.113DE160	2LP069.-0GB.0-1AJ0	2KJ3108-9JR23-.HB1	H1J
13.1	2.55	8029	113	48100	O4C37.113DE160	2LP069.-0GC.0-1AJ0	2KJ3108-9JR23-.FB1	-Z H1J+H07	
15.3	1.49	6873	96.5	28900	O4C30.97DE160	2LP069.-0GA.0-0AJ0	2KJ3108-9JR23-.HA1	H1J	
15.3	2.23	6873	96.5	42100	O4C35.97DE160	2LP069.-0GB.0-0AJ0	2KJ3108-9JR23-.HA1	H1J	
15.3	2.98	6873	96.5	45900	O4C37.97DE160	2LP069.-0GC.0-0AJ0	2KJ3108-9JR23-.FA1	-Z H1J+H07	
15	1.4	0.80	102200	1053	216200	O4C60.1053DE160	2LP069.-0GH.0-1CJ0	2KJ3110-9JU23-.FQ1	-Z H1J+H08
	1.6	0.74	89261	919	155400	O4C55.919DE160	2LP069.-0GG.0-0CJ0	2KJ3108-9JU23-.FN1	-Z H1J+H08
	1.6	0.89	91911	947	216200	O4C60.947DE160	2LP069.-0GH.0-0CJ0	2KJ3110-9JU23-.FP1	-Z H1J+H08
	1.8	1.02	80334	827	216200	O4C60.827DE160	2LP069.-0GH.0-8BJ0	2KJ3110-9JU23-.FN1	-Z H1J+H08
	1.9	0.87	76309	786	155400	O4C55.786DE160	2LP069.-0GG.0-8BJ0	2KJ3108-9JU23-.FM1	-Z H1J+H08
	2.0	0.93	71688	738	155400	O4C55.738DE160	2LP069.-0GG.0-7BJ0	2KJ3110-9JU23-.FM1	-Z H1J+H08
	2.0	1.14	71688	738	216200	O4C60.738DE160	2LP069.-0GH.0-7BJ0	2KJ3110-9JU23-.FM1	-Z H1J+H08
	2.3	1.05	63157	650	153300	O4C55.650DE160	2LP069.-0GG.0-6BJ0	2KJ3110-9JU23-.FL1	-Z H1J+H08
	2.3	1.29	63157	650	213200	O4C60.650DE160	2LP069.-0GH.0-6BJ0	2KJ3110-9JU23-.FL1	-Z H1J+H08
	2.4	0.76	60224	620	121300	O4C50.620DE160	2LP069.-0GF.0-4BJ0	2KJ3108-9JU23-.FK1	-Z H1J+H07
	2.6	1.20	55337	570	147300	O4C55.570DE160	2LP069.-0GG.0-5BJ0	2KJ3110-9JU23-.FK1	-Z H1J+H08
	2.6	1.48	55337	570	204900	O4C60.570DE160	2LP069.-0GH.0-5BJ0	2KJ3110-9JU23-.FK1	-Z H1J+H08
2.7	0.87	52850	544	117400	O4C50.544DE160	2LP069.-0GF.0-3BJ0	2KJ3108-9JU23-.FJ1	-Z H1J+H07	
3.0	1.38	48230	497	141300	O4C55.497DE160	2LP069.-0GG.0-4BJ0	2KJ3110-9JU23-.FJ1	-Z H1J+H08	

<sup>1)</sup> The specified values refer to continuous stresses. For infrequent, brief stresses please refer to Table 1 on page 3/2.



## Selection and ordering data (continued)

$P_N$ kW	$n_2$ rpm	$f_B$ -	$T_2$ Nm	$i_{total}$ -	$F_{R2,perm}$ <sup>1)</sup> N	Short product description	FLENDER SIP planetary gear unit	SIMOGEAR geared motor	Order codes
							Article No.	Article No.	
15	3.0	1.69	48230	497	196600	O4C60.497DE160	2LP069.-0GH.0-4BJ0	2KJ3110-9JU23-.FJ1	-Z H1J+H08
	3.1	0.78	46010	474	105000	O4C45.474DE160	2LP069.-0GE.0-2BJ0	2KJ3108-9JU23-.FH1	-Z H1J+H07
	3.1	1.00	46010	474	112700	O4C50.474DE160	2LP069.-0GF.0-2BJ0	2KJ3108-9JU23-.FH1	-Z H1J+H07
	3.3	1.51	44018	453	137500	O4C55.453DE160	2LP069.-0GG.0-3BJ0	2KJ3110-9JU23-.FH1	-Z H1J+H08
	3.3	1.86	44018	453	191300	O4C60.453DE160	2LP069.-0GH.0-3BJ0	2KJ3110-9JU23-.FH1	-Z H1J+H08
	3.6	0.91	39330	405	100200	O4C45.405DE160	2LP069.-0GE.0-1BJ0	2KJ3108-9JU23-.FG1	-Z H1J+H07
	3.6	1.17	39330	405	107500	O4C50.405DE160	2LP069.-0GF.0-1BJ0	2KJ3108-9JU23-.FG1	-Z H1J+H07
	3.8	1.75	37894	390	131500	O4C55.390DE160	2LP069.-0GG.0-2BJ0	2KJ3110-9JU23-.FG1	-Z H1J+H08
	3.8	2.16	37894	390	182900	O4C60.390DE160	2LP069.-0GH.0-2BJ0	2KJ3110-9JU23-.FG1	-Z H1J+H08
	3.9	0.70	36399	375	71100	O4C40.375DE160	2LP069.-0GD.0-2BJ0	2KJ3107-9JU23-.FG1	-Z H1J+H06
	3.9	1.81	36603	377	130100	O4C55.377DE160	2LP069.-0GG.0-1BJ0	2KJ3110-9JU23-.FF1	-Z H1J+H08
	3.9	2.23	36603	377	181000	O4C60.377DE160	2LP069.-0GH.0-1BJ0	2KJ3110-9JU23-.FF1	-Z H1J+H08
	4.0	0.72	35637	367	70600	O4C40.367DE160	2LP069.-0GD.0-1BJ0	2KJ3107-9JU23-.FF1	-Z H1J+H06
	4.3	1.06	33666	347	95600	O4C45.347DE160	2LP069.-0GE.0-0AJ0	2KJ3108-9JU23-.FF1	-Z H1J+H07
	4.3	1.37	33666	347	102600	O4C50.347DE160	2LP069.-0GF.0-0AJ0	2KJ3108-9JU23-.FF1	-Z H1J+H07
	4.4	2.06	32247	332	125300	O4C55.332DE160	2LP069.-0GG.0-0BJ0	2KJ3110-9JU23-.FE1	-Z H1J+H08
	4.4	2.53	32247	332	174200	O4C60.332DE160	2LP069.-0GH.0-0BJ0	2KJ3110-9JU23-.FE1	-Z H1J+H08
	4.6	0.82	31159	321	67800	O4C40.321DE160	2LP069.-0GD.0-0BJ0	2KJ3107-9JU23-.FE1	-Z H1J+H06
	4.8	1.19	29967	309	92400	O4C45.309DE160	2LP069.-0GE.0-8AJ0	2KJ3108-9JU23-.FE1	-Z H1J+H07
	4.8	1.53	29967	309	99100	O4C50.309DE160	2LP069.-0GF.0-8AJ0	2KJ3108-9JU23-.FE1	-Z H1J+H07
	5.1	2.35	28255	291	120400	O4C55.291DE160	2LP069.-0GG.0-8AJ0	2KJ3110-9JU23-.FD1	-Z H1J+H08
	5.1	2.89	28255	291	167500	O4C60.291DE160	2LP069.-0GH.0-8AJ0	2KJ3110-9JU23-.FD1	-Z H1J+H08
	5.4	0.76	26745	275	62900	O4C37.275DE160	2LP069.-0GC.0-8AJ0	2KJ3107-9JU23-.FD1	-Z H1J+H06
	5.4	0.95	26745	275	64800	O4C40.275DE160	2LP069.-0GD.0-8AJ0	2KJ3107-9JU23-.FD1	-Z H1J+H06
	5.4	1.36	26298	271	88800	O4C45.271DE160	2LP069.-0GE.0-7AJ0	2KJ3108-9JU23-.FD1	-Z H1J+H07
	5.4	1.75	26298	271	95200	O4C50.271DE160	2LP069.-0GF.0-7AJ0	2KJ3108-9JU23-.FD1	-Z H1J+H07
	5.8	2.70	24626	254	115500	O4C55.254DE160	2LP069.-0GG.0-7AJ0	2KJ3110-9JU23-.FC1	-Z H1J+H08
	6.1	0.86	23641	243	60600	O4C37.243DE160	2LP069.-0GC.0-7AJ0	2KJ3107-9JU23-.FC1	-Z H1J+H06
	6.1	1.08	23641	243	62400	O4C40.243DE160	2LP069.-0GD.0-7AJ0	2KJ3107-9JU23-.FC1	-Z H1J+H06
	6.3	1.56	22894	236	85200	O4C45.236DE160	2LP069.-0GE.0-6AJ0	2KJ3108-9JU23-.FC1	-Z H1J+H07
6.3	2.01	22894	236	91400	O4C50.236DE160	2LP069.-0GF.0-6AJ0	2KJ3108-9JU23-.FC1	-Z H1J+H07	
6.4	2.95	22476	231	112400	O4C55.231DE160	2LP069.-0GG.0-6AJ0	2KJ3110-9JU23-.FB1	-Z H1J+H08	
6.5	0.70	22006	227	54400	O4C35.227DE160	2LP069.-0GB.0-6AJ0	2KJ3108-9JU23-.HG1	H1J	
6.5	1.16	22006	227	61100	O4C40.227DE160	2LP069.-0GD.0-6AJ0	2KJ3108-9JU23-.FG1	-Z H1J+H07	
7.1	1.02	20103	207	57700	O4C37.207DE160	2LP069.-0GC.0-6AJ0	2KJ3107-9JU23-.FB1	-Z H1J+H06	
7.3	1.83	19571	202	81300	O4C45.202DE160	2LP069.-0GE.0-5AJ0	2KJ3108-9JU23-.FB1	-Z H1J+H07	
7.3	2.35	19571	202	87200	O4C50.202DE160	2LP069.-0GF.0-5AJ0	2KJ3108-9JU23-.FB1	-Z H1J+H07	
7.6	0.81	18836	194	51900	O4C35.194DE160	2LP069.-0GB.0-5AJ0	2KJ3108-9JU23-.HF1	H1J	
7.6	1.36	18836	194	58300	O4C40.194DE160	2LP069.-0GD.0-5AJ0	2KJ3108-9JU23-.FF1	-Z H1J+H07	
7.9	2.55	18043	186	85100	O4C50.186DE160	2LP069.-0GF.0-4AJ0	2KJ3110-9JU23-.FE1	-Z H1J+H08	
8.3	1.19	17230	177	55100	O4C37.177DE160	2LP069.-0GC.0-5AJ0	2KJ3107-9JU23-.FA1	-Z H1J+H06	
8.5	0.91	16767	173	50100	O4C35.173DE160	2LP069.-0GB.0-4AJ0	2KJ3108-9JU23-.HE1	H1J	
8.5	1.22	16767	173	54600	O4C37.173DE160	2LP069.-0GC.0-4AJ0	2KJ3108-9JU23-.FE1	-Z H1J+H07	
8.5	1.52	16767	173	56300	O4C40.173DE160	2LP069.-0GD.0-4AJ0	2KJ3108-9JU23-.FE1	-Z H1J+H07	
8.5	2.13	16752	173	77600	O4C45.173DE160	2LP069.-0GE.0-4AJ0	2KJ3108-9JU23-.FA1	-Z H1J+H07	
9.1	2.26	15809	163	76200	O4C45.163DE160	2LP069.-0GE.0-3AJ0	2KJ3110-9JU23-.FD1	-Z H1J+H08	
9.1	2.91	15809	163	81800	O4C50.163DE160	2LP069.-0GF.0-3AJ0	2KJ3110-9JU23-.FD1	-Z H1J+H08	
9.7	1.04	14715	152	48200	O4C35.152DE160	2LP069.-0GB.0-3AJ0	2KJ3108-9JU23-.HD1	H1J	

<sup>1)</sup> The specified values refer to continuous stresses. For infrequent, brief stresses please refer to Table 1 on page 3/2.



## Planetary geared motors, coaxial

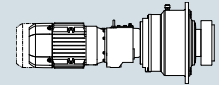
## 4-pole geared motors

## Selection and ordering data (continued)

$P_N$ kW	$n_2$ rpm	$f_B$ -	$T_2$ Nm	$i_{total}$ -	$F_{R2,perm}$ <sup>1)</sup> N	Short product description	FLENDER SIP	SIMOGEAR	Order codes
							planetary gear unit	geared motor	
							Article No.	Article No.	
15	9.7	1.39	14715	152	52500	O4C37.152DE160	2LP069.-0GC.0-3AJ0	2KJ3108-9JU23-.FD1	-Z H1J+H07
	9.7	1.74	14715	152	54200	O4C40.152DE160	2LP069.-0GD.0-3AJ0	2KJ3108-9JU23-.FD1	-Z H1J+H07
	10.4	2.59	13778	142	73100	O4C45.142DE160	2LP069.-0GE.0-2AJ0	2KJ3110-9JU23-.FC1	-Z H1J+H08
	11.2	0.80	12809	132	31700	O4C30.132DE160	2LP069.-0GA.0-2AJ0	2KJ3108-9JU23-.HC1	H1J
	11.2	1.20	12809	132	46200	O4C35.132DE160	2LP069.-0GB.0-2AJ0	2KJ3108-9JU23-.HC1	H1J
	11.2	1.59	12809	132	50400	O4C37.132DE160	2LP069.-0GC.0-2AJ0	2KJ3108-9JU23-.FC1	-Z H1J+H07
	11.2	1.99	12809	132	52000	O4C40.132DE160	2LP069.-0GD.0-2AJ0	2KJ3108-9JU23-.FC1	-Z H1J+H07
	11.4	2.84	12575	130	71200	O4C45.130DE160	2LP069.-0GE.0-1AJ0	2KJ3110-9JU23-.FB1	-Z H1J+H08
	13.1	0.93	10950	113	30200	O4C30.113DE160	2LP069.-0GA.0-1AJ0	2KJ3108-9JU23-.HB1	H1J
	13.1	1.40	10950	113	44100	O4C35.113DE160	2LP069.-0GB.0-1AJ0	2KJ3108-9JU23-.HB1	H1J
	13.1	1.87	10950	113	48100	O4C37.113DE160	2LP069.-0GC.0-1AJ0	2KJ3108-9JU23-.FB1	-Z H1J+H07
	13.1	2.33	10950	113	49600	O4C40.113DE160	2LP069.-0GD.0-1AJ0	2KJ3108-9JU23-.FB1	-Z H1J+H07
	15.3	1.09	9373	96.5	28900	O4C30.97DE160	2LP069.-0GA.0-0AJ0	2KJ3108-9JU23-.HA1	H1J
	15.3	1.63	9373	96.5	42100	O4C35.97DE160	2LP069.-0GB.0-0AJ0	2KJ3108-9JU23-.HA1	H1J
	15.3	2.18	9373	96.5	45900	O4C37.97DE160	2LP069.-0GC.0-0AJ0	2KJ3108-9JU23-.FA1	-Z H1J+H07
18.5	15.3	2.72	9373	96.5	47300	O4C40.97DE160	2LP069.-0GD.0-0AJ0	2KJ3108-9JU23-.FA1	-Z H1J+H07
	2.0	0.74	88742	738	155400	O4C55.738DE180	2LP069.-0GG.0-7BK0	2KJ3110-9KL33-.FM1	-Z H1J+H08
	2.0	0.91	88742	738	216200	O4C60.738DE180	2LP069.-0GH.0-7BK0	2KJ3110-9KL33-.FM1	-Z H1J+H08
	2.3	0.84	78182	650	153400	O4C55.650DE180	2LP069.-0GG.0-6BK0	2KJ3110-9KL33-.FL1	-Z H1J+H08
	2.3	1.04	78182	650	213400	O4C60.650DE180	2LP069.-0GH.0-6BK0	2KJ3110-9KL33-.FL1	-Z H1J+H08
	2.6	0.96	68502	570	147400	O4C55.570DE180	2LP069.-0GG.0-5BK0	2KJ3110-9KL33-.FK1	-Z H1J+H08
	2.6	1.18	68502	570	205100	O4C60.570DE180	2LP069.-0GH.0-5BK0	2KJ3110-9KL33-.FK1	-Z H1J+H08
	2.7	0.70	65422	544	117600	O4C50.544DE180	2LP069.-0GF.0-3BK0	2KJ3108-9KL33-.FJ1	-Z H1J+H07
	3.0	1.10	59703	497	141500	O4C55.497DE180	2LP069.-0GG.0-4BK0	2KJ3110-9KL33-.FJ1	-Z H1J+H08
	3.0	1.36	59703	497	196800	O4C60.497DE180	2LP069.-0GH.0-4BK0	2KJ3110-9KL33-.FJ1	-Z H1J+H08
	3.1	0.80	56956	474	112800	O4C50.474DE180	2LP069.-0GF.0-2BK0	2KJ3108-9KL33-.FH1	-Z H1J+H07
	3.2	1.21	54490	453	137700	O4C55.453DE180	2LP069.-0GG.0-3BK0	2KJ3110-9KL33-.FH1	-Z H1J+H08
	3.2	1.49	54490	453	191500	O4C60.453DE180	2LP069.-0GH.0-3BK0	2KJ3110-9KL33-.FH1	-Z H1J+H08
	3.6	0.73	48687	405	100300	O4C45.405DE180	2LP069.-0GE.0-1BK0	2KJ3108-9KL33-.FG1	-Z H1J+H07
	3.6	0.94	48687	405	107600	O4C50.405DE180	2LP069.-0GF.0-1BK0	2KJ3108-9KL33-.FG1	-Z H1J+H07
	3.8	1.40	46909	390	131600	O4C55.390DE180	2LP069.-0GG.0-2BK0	2KJ3110-9KL33-.FG1	-Z H1J+H08
	3.8	1.73	46909	390	183100	O4C60.390DE180	2LP069.-0GH.0-2BK0	2KJ3110-9KL33-.FG1	-Z H1J+H08
	3.9	1.45	45311	377	130200	O4C55.377DE180	2LP069.-0GG.0-1BK0	2KJ3110-9KL33-.FF1	-Z H1J+H08
	3.9	1.79	45311	377	181200	O4C60.377DE180	2LP069.-0GH.0-1BK0	2KJ3110-9KL33-.FF1	-Z H1J+H08
	4.2	0.85	41675	347	95700	O4C45.347DE180	2LP069.-0GE.0-0AK0	2KJ3108-9KL33-.FF1	-Z H1J+H07
4.2	1.09	41675	347	102700	O4C50.347DE180	2LP069.-0GF.0-0AK0	2KJ3108-9KL33-.FF1	-Z H1J+H07	
4.4	1.65	39918	332	125400	O4C55.332DE180	2LP069.-0GG.0-0BK0	2KJ3110-9KL33-.FE1	-Z H1J+H08	
4.4	2.03	39918	332	174400	O4C60.332DE180	2LP069.-0GH.0-0BK0	2KJ3110-9KL33-.FE1	-Z H1J+H08	
4.8	0.96	37096	309	92400	O4C45.309DE180	2LP069.-0GE.0-8AK0	2KJ3108-9KL33-.FE1	-Z H1J+H07	
4.8	1.23	37096	309	99200	O4C50.309DE180	2LP069.-0GF.0-8AK0	2KJ3108-9KL33-.FE1	-Z H1J+H07	
5.1	1.88	34977	291	120500	O4C55.291DE180	2LP069.-0GG.0-8AK0	2KJ3110-9KL33-.FD1	-Z H1J+H08	
5.1	2.32	34977	291	167600	O4C60.291DE180	2LP069.-0GH.0-8AK0	2KJ3110-9KL33-.FD1	-Z H1J+H08	
5.4	1.09	32554	271	88900	O4C45.271DE180	2LP069.-0GE.0-7AK0	2KJ3108-9KL33-.FD1	-Z H1J+H07	
5.4	1.40	32554	271	95300	O4C50.271DE180	2LP069.-0GF.0-7AK0	2KJ3108-9KL33-.FD1	-Z H1J+H07	
5.8	2.16	30484	254	115600	O4C55.254DE180	2LP069.-0GG.0-7AK0	2KJ3110-9KL33-.FC1	-Z H1J+H08	
5.8	2.66	30484	254	160900	O4C60.254DE180	2LP069.-0GH.0-7AK0	2KJ3110-9KL33-.FC1	-Z H1J+H08	
6.2	1.25	28341	236	85300	O4C45.236DE180	2LP069.-0GE.0-6AK0	2KJ3108-9KL33-.FC1	-Z H1J+H07	
6.2	1.61	28341	236	91500	O4C50.236DE180	2LP069.-0GF.0-6AK0	2KJ3108-9KL33-.FC1	-Z H1J+H07	

<sup>1)</sup> The specified values refer to continuous stresses. For infrequent, brief stresses please refer to Table 1 on page 3/2.





## Selection and ordering data (continued)

$P_N$ kW	$n_2$ rpm	$f_B$ -	$T_2$ Nm	$i_{total}$ -	$F_{R2,perm}^{1)}$ N	Short product description	FLENDER SIP planetary gear unit	SIMOGEAR geared motor	Order codes
							Article No.	Article No.	
18.5	6.4	2.37	27823	231	112500	O4C55.231DE180	2LP069.-0GG.0-6AK0	2KJ3110-9KL33-.FB1	-Z H1J+H08
	6.4	2.91	27823	231	156500	O4C60.231DE180	2LP069.-0GH.0-6AK0	2KJ3110-9KL33-.FB1	-Z H1J+H08
	6.5	0.93	27241	227	61200	O4C40.227DE180	2LP069.-0GD.0-6AK0	2KJ3108-9KL33-.FG1	-Z H1J+H07
	7.3	1.46	24226	202	81400	O4C45.202DE180	2LP069.-0GE.0-5AK0	2KJ3108-9KL33-.FB1	-Z H1J+H07
	7.3	1.88	24226	202	87300	O4C50.202DE180	2LP069.-0GF.0-5AK0	2KJ3108-9KL33-.FB1	-Z H1J+H07
	7.4	2.75	23951	199	107600	O4C55.199DE180	2LP069.-0GG.0-5AK0	2KJ3110-9KL33-.FA1	-Z H1J+H08
	7.6	1.09	23318	194	58400	O4C40.194DE180	2LP069.-0GD.0-5AK0	2KJ3108-9KL33-.FF1	-Z H1J+H07
	7.8	2.92	22587	188	105700	O4C55.188DE180	2LP069.-0GG.0-4AK0	2KJ3111-9KL33-.HD1	H1J
	7.9	2.04	22336	186	85200	O4C50.186DE180	2LP069.-0GF.0-4AK0	2KJ3110-9KL33-.FE1	-Z H1J+H08
	8.5	0.73	20756	173	50200	O4C35.173DE180	2LP069.-0GB.0-4AK0	2KJ3108-9KL33-.FE1	H1J
	8.5	0.98	20756	173	54700	O4C37.173DE180	2LP069.-0GC.0-4AK0	2KJ3108-9KL33-.FE1	-Z H1J+H07
	8.5	1.22	20756	173	56400	O4C40.173DE180	2LP069.-0GD.0-4AK0	2KJ3108-9KL33-.FE1	-Z H1J+H07
	8.5	1.71	20737	173	77600	O4C45.173DE180	2LP069.-0GE.0-4AK0	2KJ3108-9KL33-.FA1	-Z H1J+H07
	9.0	1.81	19570	163	76300	O4C45.163DE180	2LP069.-0GE.0-3AK0	2KJ3110-9KL33-.FD1	-Z H1J+H08
	9.0	2.33	19570	163	81800	O4C50.163DE180	2LP069.-0GF.0-3AK0	2KJ3110-9KL33-.FD1	-Z H1J+H08
	9.7	0.83	18215	152	48200	O4C35.152DE180	2LP069.-0GB.0-3AK0	2KJ3108-9KL33-.FD1	H1J
	9.7	1.11	18215	152	52600	O4C37.152DE180	2LP069.-0GC.0-3AK0	2KJ3108-9KL33-.FD1	-Z H1J+H07
	9.7	1.39	18215	152	54200	O4C40.152DE180	2LP069.-0GD.0-3AK0	2KJ3108-9KL33-.FD1	-Z H1J+H07
	10.4	2.08	17056	142	73200	O4C45.142DE180	2LP069.-0GE.0-2AK0	2KJ3110-9KL33-.FC1	-Z H1J+H08
	10.4	2.67	17056	142	78500	O4C50.142DE180	2LP069.-0GF.0-2AK0	2KJ3110-9KL33-.FC1	-Z H1J+H08
	11.1	0.96	15857	132	46300	O4C35.132DE180	2LP069.-0GB.0-2AK0	2KJ3108-9KL33-.FC1	H1J
	11.1	1.28	15857	132	50400	O4C37.132DE180	2LP069.-0GC.0-2AK0	2KJ3108-9KL33-.FC1	-Z H1J+H07
	11.1	1.60	15857	132	52000	O4C40.132DE180	2LP069.-0GD.0-2AK0	2KJ3108-9KL33-.FC1	-Z H1J+H07
	11.4	2.28	15567	130	71200	O4C45.130DE180	2LP069.-0GE.0-1AK0	2KJ3110-9KL33-.FB1	-Z H1J+H08
	11.4	2.93	15567	130	76400	O4C50.130DE180	2LP069.-0GF.0-1AK0	2KJ3110-9KL33-.FB1	-Z H1J+H08
	13.0	0.75	13555	113	30300	O4C30.113DE180	2LP069.-0GA.0-1AK0	2KJ3108-9KL33-.FB1	H1J
13.0	1.12	13555	113	44100	O4C35.113DE180	2LP069.-0GB.0-1AK0	2KJ3108-9KL33-.FB1	H1J	
13.0	1.50	13555	113	48100	O4C37.113DE180	2LP069.-0GC.0-1AK0	2KJ3108-9KL33-.FB1	-Z H1J+H07	
13.0	1.87	13555	113	49600	O4C40.113DE180	2LP069.-0GD.0-1AK0	2KJ3108-9KL33-.FB1	-Z H1J+H07	
13.2	2.65	13401	111	68100	O4C45.111DE180	2LP069.-0GE.0-0AK0	2KJ3110-9KL33-.FA1	-Z H1J+H08	
15.2	0.87	11603	96.5	28900	O4C30.97DE180	2LP069.-0GA.0-0AK0	2KJ3108-9KL33-.FA1	H1J	
15.2	1.31	11603	96.5	42100	O4C35.97DE180	2LP069.-0GB.0-0AK0	2KJ3108-9KL33-.FA1	H1J	
15.2	1.75	11603	96.5	45900	O4C37.97DE180	2LP069.-0GC.0-0AK0	2KJ3108-9KL33-.FA1	-Z H1J+H07	
15.2	2.18	11603	96.5	47400	O4C40.97DE180	2LP069.-0GD.0-0AK0	2KJ3108-9KL33-.FA1	-Z H1J+H07	
22	2.0	0.77	105502	738	216200	O4C60.738DE180	2LP069.-0GH.0-7BK0	2KJ3110-9KN33-.FM1	-Z H1J+H08
	2.3	0.71	92946	650	153400	O4C55.650DE180	2LP069.-0GG.0-6BK0	2KJ3110-9KN33-.FL1	-Z H1J+H08
	2.3	0.88	92946	650	213400	O4C60.650DE180	2LP069.-0GH.0-6BK0	2KJ3110-9KN33-.FL1	-Z H1J+H08
	2.6	0.81	81439	570	147400	O4C55.570DE180	2LP069.-0GG.0-5BK0	2KJ3110-9KN33-.FK1	-Z H1J+H08
	2.6	1.00	81439	570	205100	O4C60.570DE180	2LP069.-0GH.0-5BK0	2KJ3110-9KN33-.FK1	-Z H1J+H08
	3.0	0.93	70978	497	141500	O4C55.497DE180	2LP069.-0GG.0-4BK0	2KJ3110-9KN33-.FJ1	-Z H1J+H08
	3.0	1.15	70978	497	196800	O4C60.497DE180	2LP069.-0GH.0-4BK0	2KJ3110-9KN33-.FJ1	-Z H1J+H08
	3.2	1.02	64781	453	137700	O4C55.453DE180	2LP069.-0GG.0-3BK0	2KJ3110-9KN33-.FH1	-Z H1J+H08
	3.2	1.26	64781	453	191500	O4C60.453DE180	2LP069.-0GH.0-3BK0	2KJ3110-9KN33-.FH1	-Z H1J+H08
	3.6	0.79	57882	405	107600	O4C50.405DE180	2LP069.-0GF.0-1BK0	2KJ3108-9KN33-.FG1	-Z H1J+H07
	3.8	1.19	55768	390	131600	O4C55.390DE180	2LP069.-0GG.0-2BK0	2KJ3110-9KN33-.FG1	-Z H1J+H08
	3.8	1.46	55768	390	183100	O4C60.390DE180	2LP069.-0GH.0-2BK0	2KJ3110-9KN33-.FG1	-Z H1J+H08
	3.9	1.23	53868	377	130200	O4C55.377DE180	2LP069.-0GG.0-1BK0	2KJ3110-9KN33-.FF1	-Z H1J+H08
	3.9	1.51	53868	377	181200	O4C60.377DE180	2LP069.-0GH.0-1BK0	2KJ3110-9KN33-.FF1	-Z H1J+H08

<sup>1)</sup> The specified values refer to continuous stresses. For infrequent, brief stresses please refer to Table 1 on page 3/2.





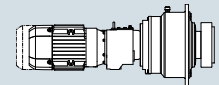
## Planetary geared motors, coaxial

## 4-pole geared motors

## Selection and ordering data (continued)

$P_N$	$n_2$	$f_B$	$T_2$	$i_{total}$	$F_{R2,perm}^{1)}$	Short product description	FLENDER SIP planetary gear unit	SIMOGEAR geared motor	Order codes
kW	rpm	-	Nm	-	N		Article No.	Article No.	
22	4.2	0.72	49545	347	95700	O4C45.347DE180	2LP069.-0GE.0-0AK0	2KJ3108-9KN33-.FF1	-Z H1J+H07
	4.2	0.93	49545	347	102700	O4C50.347DE180	2LP069.-0GF.0-0AK0	2KJ3108-9KN33-.FF1	-Z H1J+H07
	4.4	1.40	47457	332	125400	O4C55.332DE180	2LP069.-0GG.0-0BK0	2KJ3110-9KN33-.FE1	-Z H1J+H08
	4.4	1.72	47457	332	174400	O4C60.332DE180	2LP069.-0GH.0-0BK0	2KJ3110-9KN33-.FE1	-Z H1J+H08
	4.8	0.81	44102	309	92400	O4C45.309DE180	2LP069.-0GE.0-8AK0	2KJ3108-9KN33-.FE1	-Z H1J+H07
	4.8	1.04	44102	309	99200	O4C50.309DE180	2LP069.-0GF.0-8AK0	2KJ3108-9KN33-.FE1	-Z H1J+H07
	5.1	1.59	41582	291	120500	O4C55.291DE180	2LP069.-0GG.0-8AK0	2KJ3110-9KN33-.FD1	-Z H1J+H08
	5.1	1.96	41582	291	167600	O4C60.291DE180	2LP069.-0GH.0-8AK0	2KJ3110-9KN33-.FD1	-Z H1J+H08
	5.4	0.92	38702	271	88900	O4C45.271DE180	2LP069.-0GE.0-7AK0	2KJ3108-9KN33-.FD1	-Z H1J+H07
	5.4	1.19	38702	271	95300	O4C50.271DE180	2LP069.-0GF.0-7AK0	2KJ3108-9KN33-.FD1	-Z H1J+H07
	5.8	1.83	36241	254	115600	O4C55.254DE180	2LP069.-0GG.0-7AK0	2KJ3110-9KN33-.FC1	-Z H1J+H08
	5.8	2.25	36241	254	160900	O4C60.254DE180	2LP069.-0GH.0-7AK0	2KJ3110-9KN33-.FC1	-Z H1J+H08
	6.2	1.06	33693	236	85300	O4C45.236DE180	2LP069.-0GE.0-6AK0	2KJ3108-9KN33-.FC1	-Z H1J+H07
	6.2	1.36	33693	236	91500	O4C50.236DE180	2LP069.-0GF.0-6AK0	2KJ3108-9KN33-.FC1	-Z H1J+H07
	6.4	2.00	33077	231	112500	O4C55.231DE180	2LP069.-0GG.0-6AK0	2KJ3110-9KN33-.FB1	-Z H1J+H08
	6.4	2.47	33077	231	156500	O4C60.231DE180	2LP069.-0GH.0-6AK0	2KJ3110-9KN33-.FB1	-Z H1J+H08
	6.5	0.79	32385	227	61200	O4C40.227DE180	2LP069.-0GD.0-6AK0	2KJ3108-9KN33-.FG1	-Z H1J+H07
	7.3	1.24	28801	202	81400	O4C45.202DE180	2LP069.-0GE.0-5AK0	2KJ3108-9KN33-.FB1	-Z H1J+H07
	7.3	1.59	28801	202	87300	O4C50.202DE180	2LP069.-0GF.0-5AK0	2KJ3108-9KN33-.FB1	-Z H1J+H07
	7.4	2.33	28474	199	107600	O4C55.199DE180	2LP069.-0GG.0-5AK0	2KJ3110-9KN33-.FA1	-Z H1J+H08
	7.4	2.86	28474	199	149600	O4C60.199DE180	2LP069.-0GH.0-5AK0	2KJ3110-9KN33-.FA1	-Z H1J+H08
	7.6	0.92	27721	194	58400	O4C40.194DE180	2LP069.-0GD.0-5AK0	2KJ3108-9KN33-.FF1	-Z H1J+H07
	7.8	2.47	26852	188	105700	O4C55.188DE180	2LP069.-0GG.0-4AK0	2KJ3111-9KN33-.HD1	H1J
	7.9	1.73	26554	186	85200	O4C50.186DE180	2LP069.-0GF.0-4AK0	2KJ3110-9KN33-.FE1	-Z H1J+H08
	8.5	0.83	24676	173	54700	O4C37.173DE180	2LP069.-0GC.0-4AK0	2KJ3108-9KN33-.FE1	-Z H1J+H07
	8.5	1.03	24676	173	56400	O4C40.173DE180	2LP069.-0GD.0-4AK0	2KJ3108-9KN33-.FE1	-Z H1J+H07
	8.5	1.45	24653	173	77600	O4C45.173DE180	2LP069.-0GE.0-4AK0	2KJ3108-9KN33-.FA1	-Z H1J+H07
	8.6	2.73	24320	170	102600	O4C55.170DE180	2LP069.-0GG.0-3AK0	2KJ3111-9KN33-.HC1	H1J
	9.0	1.53	23266	163	76300	O4C45.163DE180	2LP069.-0GE.0-3AK0	2KJ3110-9KN33-.FD1	-Z H1J+H08
	9.0	1.97	23266	163	81800	O4C50.163DE180	2LP069.-0GF.0-3AK0	2KJ3110-9KN33-.FD1	-Z H1J+H08
	9.7	0.71	21655	152	48200	O4C35.152DE180	2LP069.-0GB.0-3AK0	2KJ3108-9KN33-.FD1	H1J
	9.7	0.94	21655	152	52600	O4C37.152DE180	2LP069.-0GC.0-3AK0	2KJ3108-9KN33-.FD1	-Z H1J+H07
	9.7	1.18	21655	152	54200	O4C40.152DE180	2LP069.-0GD.0-3AK0	2KJ3108-9KN33-.FD1	-Z H1J+H07
	10.4	1.76	20278	142	73200	O4C45.142DE180	2LP069.-0GE.0-2AK0	2KJ3110-9KN33-.FC1	-Z H1J+H08
	10.4	2.26	20278	142	78500	O4C50.142DE180	2LP069.-0GF.0-2AK0	2KJ3110-9KN33-.FC1	-Z H1J+H08
	11.1	0.81	18851	132	46300	O4C35.132DE180	2LP069.-0GB.0-2AK0	2KJ3108-9KN33-.FC1	H1J
	11.1	1.08	18851	132	50400	O4C37.132DE180	2LP069.-0GC.0-2AK0	2KJ3108-9KN33-.FC1	-Z H1J+H07
	11.1	1.35	18851	132	52000	O4C40.132DE180	2LP069.-0GD.0-2AK0	2KJ3108-9KN33-.FC1	-Z H1J+H07
	11.4	1.93	18507	130	71200	O4C45.130DE180	2LP069.-0GE.0-1AK0	2KJ3110-9KN33-.FB1	-Z H1J+H08
	11.4	2.48	18507	130	76400	O4C50.130DE180	2LP069.-0GF.0-1AK0	2KJ3110-9KN33-.FB1	-Z H1J+H08
	13.0	0.95	16115	113	44100	O4C35.113DE180	2LP069.-0GB.0-1AK0	2KJ3108-9KN33-.FB1	H1J
	13.0	1.27	16115	113	48100	O4C37.113DE180	2LP069.-0GC.0-1AK0	2KJ3108-9KN33-.FB1	-Z H1J+H07
	13.0	1.58	16115	113	49600	O4C40.113DE180	2LP069.-0GD.0-1AK0	2KJ3108-9KN33-.FB1	-Z H1J+H07
	13.2	2.24	15932	111	68100	O4C45.111DE180	2LP069.-0GE.0-0AK0	2KJ3110-9KN33-.FA1	-Z H1J+H08
	13.2	2.88	15932	111	73000	O4C50.111DE180	2LP069.-0GF.0-0AK0	2KJ3110-9KN33-.FA1	-Z H1J+H08
	15.2	1.11	13794	96.5	42100	O4C35.97DE180	2LP069.-0GB.0-0AK0	2KJ3108-9KN33-.FA1	H1J
	15.2	1.48	13794	96.5	45900	O4C37.97DE180	2LP069.-0GC.0-0AK0	2KJ3108-9KN33-.FA1	-Z H1J+H07
	15.2	1.85	13794	96.5	47400	O4C40.97DE180	2LP069.-0GD.0-0AK0	2KJ3108-9KN33-.FA1	-Z H1J+H07

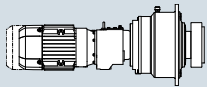
<sup>1)</sup> The specified values refer to continuous stresses. For infrequent, brief stresses please refer to Table 1 on page 3/2.



## Selection and ordering data (continued)

$P_N$ kW	$n_2$ rpm	$f_B$ -	$T_2$ Nm	$i_{total}$ -	$F_{R2,perm}$ <sup>1)</sup> N	Short product description	FLENDER SIP	SIMOGEAR	Order codes
							planetary gear unit	geared motor	
							Article No.	Article No.	
30	2.6	0.73	111074	570	205100	O4C60.570DE200	2LP069.-0GH.0-5BL0	2KJ3110-9LN33-.FK1	-Z H1J+H08
	3.0	0.84	96807	497	196800	O4C60.497DE200	2LP069.-0GH.0-4BL0	2KJ3110-9LN33-.FJ1	-Z H1J+H08
	3.2	0.75	88354	453	137700	O4C55.453DE200	2LP069.-0GG.0-3BL0	2KJ3110-9LN33-.FH1	-Z H1J+H08
	3.2	0.92	88354	453	191500	O4C60.453DE200	2LP069.-0GH.0-3BL0	2KJ3110-9LN33-.FH1	-Z H1J+H08
	3.8	0.87	76062	390	131600	O4C55.390DE200	2LP069.-0GG.0-2BL0	2KJ3110-9LN33-.FG1	-Z H1J+H08
	3.8	1.07	76062	390	183100	O4C60.390DE200	2LP069.-0GH.0-2BL0	2KJ3110-9LN33-.FG1	-Z H1J+H08
	3.9	0.90	73470	377	130200	O4C55.377DE200	2LP069.-0GG.0-1BL0	2KJ3110-9LN33-.FF1	-Z H1J+H08
	3.9	1.11	73470	377	181200	O4C60.377DE200	2LP069.-0GH.0-1BL0	2KJ3110-9LN33-.FF1	-Z H1J+H08
	4.4	1.02	64726	332	125400	O4C55.332DE200	2LP069.-0GG.0-0BL0	2KJ3110-9LN33-.FE1	-Z H1J+H08
	4.4	1.26	64726	332	174400	O4C60.332DE200	2LP069.-0GH.0-0BL0	2KJ3110-9LN33-.FE1	-Z H1J+H08
	5.1	1.17	56714	291	120500	O4C55.291DE200	2LP069.-0GG.0-8AL0	2KJ3110-9LN33-.FD1	-Z H1J+H08
	5.1	1.44	56714	291	167600	O4C60.291DE200	2LP069.-0GH.0-8AL0	2KJ3110-9LN33-.FD1	-Z H1J+H08
	5.8	1.34	49429	254	115600	O4C55.254DE200	2LP069.-0GG.0-7AL0	2KJ3110-9LN33-.FC1	-Z H1J+H08
	5.8	1.65	49429	254	160900	O4C60.254DE200	2LP069.-0GH.0-7AL0	2KJ3110-9LN33-.FC1	-Z H1J+H08
	6.4	1.47	45114	231	112500	O4C55.231DE200	2LP069.-0GG.0-6AL0	2KJ3110-9LN33-.FB1	-Z H1J+H08
	6.4	1.81	45114	231	156500	O4C60.231DE200	2LP069.-0GH.0-6AL0	2KJ3110-9LN33-.FB1	-Z H1J+H08
	7.4	1.71	38836	199	107600	O4C55.199DE200	2LP069.-0GG.0-5AL0	2KJ3110-9LN33-.FA1	-Z H1J+H08
	7.4	2.10	38836	199	149600	O4C60.199DE200	2LP069.-0GH.0-5AL0	2KJ3110-9LN33-.FA1	-Z H1J+H08
	7.8	1.81	36624	188	105700	O4C55.188DE200	2LP069.-0GG.0-4AL0	2KJ3111-9LN33-.HD1	H1J
	7.8	2.23	36624	188	147000	O4C60.188DE200	2LP069.-0GH.0-4AL0	2KJ3111-9LN33-.HD1	H1J
	7.9	1.27	36216	186	85200	O4C50.186DE200	2LP069.-0GF.0-4AL0	2KJ3110-9LN33-.FE1	-Z H1J+H08
	8.6	2.00	33170	170	102600	O4C55.170DE200	2LP069.-0GG.0-3AL0	2KJ3111-9LN33-.HC1	H1J
	8.6	2.46	33170	170	142700	O4C60.170DE200	2LP069.-0GH.0-3AL0	2KJ3111-9LN33-.HC1	H1J
	9.0	1.12	31732	163	76300	O4C45.163DE200	2LP069.-0GE.0-3AL0	2KJ3110-9LN33-.FD1	-Z H1J+H08
	9.0	1.45	31732	163	81800	O4C50.163DE200	2LP069.-0GF.0-3AL0	2KJ3110-9LN33-.FD1	-Z H1J+H08
	9.8	2.80	29132	149	137300	O4C60.149DE200	2LP069.-0GH.0-2AL0	2KJ3112-9LN33-.FC1	-Z H1J+H09
	9.9	2.30	28876	148	98400	O4C55.148DE200	2LP069.-0GG.0-2AL0	2KJ3111-9LN33-.HB1	H1J
	10.4	1.29	27656	142	73200	O4C45.142DE200	2LP069.-0GE.0-2AL0	2KJ3110-9LN33-.FC1	-Z H1J+H08
	10.4	1.66	27656	142	78500	O4C50.142DE200	2LP069.-0GF.0-2AL0	2KJ3110-9LN33-.FC1	-Z H1J+H08
	11.2	2.60	25546	131	94900	O4C55.131DE200	2LP069.-0GG.0-1AL0	2KJ3112-9LN33-.FB1	-Z H1J+H09
11.4	1.41	25241	130	71200	O4C45.130DE200	2LP069.-0GE.0-1AL0	2KJ3110-9LN33-.FB1	-Z H1J+H08	
11.4	1.82	25241	130	76400	O4C50.130DE200	2LP069.-0GF.0-1AL0	2KJ3110-9LN33-.FB1	-Z H1J+H08	
13.2	1.64	21729	111	68100	O4C45.111DE200	2LP069.-0GE.0-0AL0	2KJ3110-9LN33-.FA1	-Z H1J+H08	
13.2	2.11	21729	111	73000	O4C50.111DE200	2LP069.-0GF.0-0AL0	2KJ3110-9LN33-.FA1	-Z H1J+H08	
37	3.3	0.75	108391	453	191200	O4C60.453DE225	2LP069.-0GH.0-3BM0	2KJ3110-9MF33-.FH1	-Z H1J+H08
	3.8	0.87	93311	390	182800	O4C60.390DE225	2LP069.-0GH.0-2BM0	2KJ3110-9MF33-.FG1	-Z H1J+H08
	3.9	0.73	90131	377	130000	O4C55.377DE225	2LP069.-0GG.0-1BM0	2KJ3110-9MF33-.FF1	-Z H1J+H08
	3.9	0.90	90131	377	180900	O4C60.377DE225	2LP069.-0GH.0-1BM0	2KJ3110-9MF33-.FF1	-Z H1J+H08
	4.5	0.83	79405	332	125200	O4C55.332DE225	2LP069.-0GG.0-0BM0	2KJ3110-9MF33-.FE1	-Z H1J+H08
	4.5	1.02	79405	332	174100	O4C60.332DE225	2LP069.-0GH.0-0BM0	2KJ3110-9MF33-.FE1	-Z H1J+H08
	5.1	0.95	69576	291	120300	O4C55.291DE225	2LP069.-0GG.0-8AM0	2KJ3110-9MF33-.FD1	-Z H1J+H08
	5.1	1.17	69576	291	167400	O4C60.291DE225	2LP069.-0GH.0-8AM0	2KJ3110-9MF33-.FD1	-Z H1J+H08
	5.8	1.09	60638	254	115500	O4C55.254DE225	2LP069.-0GG.0-7AM0	2KJ3110-9MF33-.FC1	-Z H1J+H08
	5.8	1.34	60638	254	160600	O4C60.254DE225	2LP069.-0GH.0-7AM0	2KJ3110-9MF33-.FC1	-Z H1J+H08
	6.4	1.19	55344	231	112300	O4C55.231DE225	2LP069.-0GG.0-6AM0	2KJ3110-9MF33-.FB1	-Z H1J+H08
	6.4	1.47	55344	231	156300	O4C60.231DE225	2LP069.-0GH.0-6AM0	2KJ3110-9MF33-.FB1	-Z H1J+H08
	7.4	1.39	47643	199	107400	O4C55.199DE225	2LP069.-0GG.0-5AM0	2KJ3110-9MF33-.FA1	-Z H1J+H08
	7.4	1.71	47643	199	149400	O4C60.199DE225	2LP069.-0GH.0-5AM0	2KJ3110-9MF33-.FA1	-Z H1J+H08

<sup>1)</sup> The specified values refer to continuous stresses. For infrequent, brief stresses please refer to Table 1 on page 3/2.



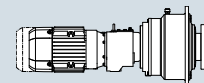
## Planetary geared motors, coaxial

## 4-pole geared motors

## Selection and ordering data (continued)

$P_N$ kW	$n_2$ rpm	$f_B$ -	$T_2$ Nm	$i_{total}$ -	$F_{R2,perm}^{1)}$ N	Short product description	FLENDER SIP	SIMOGEAR	Order codes	
							planetary gear unit	geared motor		
							Article No.	Article No.		
37	7.9	1.47	44929	188	105500	O4C55.188DE225	2LP069.-0GG.0-4AM0	2KJ3111-9MF33-.HD1	H1J	
	7.9	1.81	44929	188	146800	O4C60.188DE225	2LP069.-0GH.0-4AM0	2KJ3111-9MF33-.HD1	H1J	
	8.0	1.03	44430	186	85000	O4C50.186DE225	2LP069.-0GF.0-4AM0	2KJ3110-9MF33-.FE1	-Z H1J+H08	
	8.7	1.62	40692	170	102400	O4C55.170DE225	2LP069.-0GG.0-3AM0	2KJ3111-9MF33-.HC1	H1J	
	8.7	2.00	40692	170	142500	O4C60.170DE225	2LP069.-0GH.0-3AM0	2KJ3111-9MF33-.HC1	H1J	
	9.1	0.91	38928	163	76200	O4C45.163DE225	2LP069.-0GE.0-3AM0	2KJ3110-9MF33-.FD1	-Z H1J+H08	
	9.1	1.18	38928	163	81700	O4C50.163DE225	2LP069.-0GF.0-3AM0	2KJ3110-9MF33-.FD1	-Z H1J+H08	
	9.9	2.28	35738	149	137000	O4C60.149DE225	2LP069.-0GH.0-2AM0	2KJ3112-9MF33-.FC1	-Z H1J+H09	
	10.0	1.87	35425	148	98300	O4C55.148DE225	2LP069.-0GG.0-2AM0	2KJ3111-9MF33-.HB1	H1J	
	10.4	1.05	33928	142	73100	O4C45.142DE225	2LP069.-0GE.0-2AM0	2KJ3110-9MF33-.FC1	-Z H1J+H08	
	10.4	1.35	33928	142	78400	O4C50.142DE225	2LP069.-0GF.0-2AM0	2KJ3110-9MF33-.FC1	-Z H1J+H08	
	11.3	2.11	31339	131	94700	O4C55.131DE225	2LP069.-0GG.0-1AM0	2KJ3112-9MF33-.FB1	-Z H1J+H09	
	11.3	2.60	31339	131	131700	O4C60.131DE225	2LP069.-0GH.0-1AM0	2KJ3112-9MF33-.FB1	-Z H1J+H09	
	11.4	1.15	30966	130	71100	O4C45.130DE225	2LP069.-0GE.0-1AM0	2KJ3110-9MF33-.FB1	-Z H1J+H08	
	11.4	1.48	30966	130	76300	O4C50.130DE225	2LP069.-0GF.0-1AM0	2KJ3110-9MF33-.FB1	-Z H1J+H08	
	13.3	1.33	26657	111	68000	O4C45.111DE225	2LP069.-0GE.0-0AM0	2KJ3110-9MF33-.FA1	-Z H1J+H08	
	13.3	1.72	26657	111	72900	O4C50.111DE225	2LP069.-0GF.0-0AM0	2KJ3110-9MF33-.FA1	-Z H1J+H08	
	14.4	2.70	24503	102	88000	O4C55.102DE225	2LP069.-0GG.0-0AM0	2KJ3112-9MF33-.FA1	-Z H1J+H09	
	45	3.9	0.74	109695	377	180900	O4C60.377DE225	2LP069.-0GH.0-1BM0	2KJ3110-9MT33-.FF1	-Z H1J+H08
		4.5	0.84	96641	332	174100	O4C60.332DE225	2LP069.-0GH.0-0BM0	2KJ3110-9MT33-.FE1	-Z H1J+H08
5.1		0.78	84678	291	120300	O4C55.291DE225	2LP069.-0GG.0-8AM0	2KJ3110-9MT33-.FD1	-Z H1J+H08	
5.1		0.96	84678	291	167400	O4C60.291DE225	2LP069.-0GH.0-8AM0	2KJ3110-9MT33-.FD1	-Z H1J+H08	
5.8		0.90	73801	254	115500	O4C55.254DE225	2LP069.-0GG.0-7AM0	2KJ3110-9MT33-.FC1	-Z H1J+H08	
5.8		1.11	73801	254	160600	O4C60.254DE225	2LP069.-0GH.0-7AM0	2KJ3110-9MT33-.FC1	-Z H1J+H08	
6.4		0.98	67358	231	112300	O4C55.231DE225	2LP069.-0GG.0-6AM0	2KJ3110-9MT33-.FB1	-Z H1J+H08	
6.4		1.21	67358	231	156300	O4C60.231DE225	2LP069.-0GH.0-6AM0	2KJ3110-9MT33-.FB1	-Z H1J+H08	
7.4		1.14	57985	199	107400	O4C55.199DE225	2LP069.-0GG.0-5AM0	2KJ3110-9MT33-.FA1	-Z H1J+H08	
7.4		1.41	57985	199	149400	O4C60.199DE225	2LP069.-0GH.0-5AM0	2KJ3110-9MT33-.FA1	-Z H1J+H08	
7.9		1.21	54682	188	105500	O4C55.188DE225	2LP069.-0GG.0-4AM0	2KJ3111-9MT33-.HD1	H1J	
7.9		1.49	54682	188	146800	O4C60.188DE225	2LP069.-0GH.0-4AM0	2KJ3111-9MT33-.HD1	H1J	
8.0		0.85	54074	186	85000	O4C50.186DE225	2LP069.-0GF.0-4AM0	2KJ3110-9MT33-.FE1	-Z H1J+H08	
8.7		1.34	49525	170	102400	O4C55.170DE225	2LP069.-0GG.0-3AM0	2KJ3111-9MT33-.HC1	H1J	
8.7		1.65	49525	170	142500	O4C60.170DE225	2LP069.-0GH.0-3AM0	2KJ3111-9MT33-.HC1	H1J	
9.1		0.75	47378	163	76200	O4C45.163DE225	2LP069.-0GE.0-3AM0	2KJ3110-9MT33-.FD1	-Z H1J+H08	
9.1		0.97	47378	163	81700	O4C50.163DE225	2LP069.-0GF.0-3AM0	2KJ3110-9MT33-.FD1	-Z H1J+H08	
9.9		1.88	43496	149	137000	O4C60.149DE225	2LP069.-0GH.0-2AM0	2KJ3112-9MT33-.FC1	-Z H1J+H09	
10.0		1.54	43115	148	98300	O4C55.148DE225	2LP069.-0GG.0-2AM0	2KJ3111-9MT33-.HB1	H1J	
10.4		0.86	41293	142	73100	O4C45.142DE225	2LP069.-0GE.0-2AM0	2KJ3110-9MT33-.FC1	-Z H1J+H08	
10.4	1.11	41293	142	78400	O4C50.142DE225	2LP069.-0GF.0-2AM0	2KJ3110-9MT33-.FC1	-Z H1J+H08		
11.3	1.74	38141	131	94700	O4C55.131DE225	2LP069.-0GG.0-1AM0	2KJ3112-9MT33-.FB1	-Z H1J+H09		
11.3	2.14	38141	131	131700	O4C60.131DE225	2LP069.-0GH.0-1AM0	2KJ3112-9MT33-.FB1	-Z H1J+H09		
11.4	0.95	37687	130	71100	O4C45.130DE225	2LP069.-0GE.0-1AM0	2KJ3110-9MT33-.FB1	-Z H1J+H08		
11.4	1.22	37687	130	76300	O4C50.130DE225	2LP069.-0GF.0-1AM0	2KJ3110-9MT33-.FB1	-Z H1J+H08		
13.3	1.10	32444	111	68000	O4C45.111DE225	2LP069.-0GE.0-0AM0	2KJ3110-9MT33-.FA1	-Z H1J+H08		
13.3	1.42	32444	111	72900	O4C50.111DE225	2LP069.-0GF.0-0AM0	2KJ3110-9MT33-.FA1	-Z H1J+H08		
14.4	2.22	29822	102	88000	O4C55.102DE225	2LP069.-0GG.0-0AM0	2KJ3112-9MT33-.FA1	-Z H1J+H09		
14.4	2.74	29822	102	122400	O4C60.102DE225	2LP069.-0GH.0-0AM0	2KJ3112-9MT33-.FA1	-Z H1J+H09		

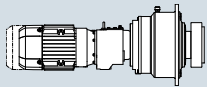
<sup>1)</sup> The specified values refer to continuous stresses. For infrequent, brief stresses please refer to Table 1 on page 3/2.



## Selection and ordering data (continued)

$P_N$ kW	$n_2$ rpm	$f_B$ -	$T_2$ Nm	$i_{total}$ -	$F_{R2,perm}^{1)}$ N	Short product description	FLENDER SIP planetary gear unit	SIMOGEAR geared motor	
							Article No.	Article No.	Order codes
55	9.9	1.54	52912	149	136900	O4C60.149DE250	2LP069.-0GH.0-2AM0	2KJ3112-9NM33-.FC1	-Z H1J+H09
	11.3	1.43	46399	131	94600	O4C55.131DE250	2LP069.-0GG.0-1AM0	2KJ3112-9NM33-.FB1	-Z H1J+H09
	11.3	1.75	46399	131	131600	O4C60.131DE250	2LP069.-0GH.0-1AM0	2KJ3112-9NM33-.FB1	-Z H1J+H09
	14.5	1.82	36278	102	87900	O4C55.102DE250	2LP069.-0GG.0-0AM0	2KJ3112-9NM33-.FA1	-Z H1J+H09
	14.5	2.24	36278	102	122300	O4C60.102DE250	2LP069.-0GH.0-0AM0	2KJ3112-9NM33-.FA1	-Z H1J+H09

<sup>1)</sup> The specified values refer to continuous stresses. For infrequent, brief stresses please refer to Table 1 on page 3/2.



## Planetary geared motors, coaxial

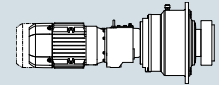
## 2-pole geared motors

## Selection and ordering data

$P_N$	$n_2$	$f_B$	$T_2$	$i_{total}$	$F_{R2,perm}^{1)}$	Short product description	FLENDER SIP planetary gear unit	SIMOGEAR geared motor	Order codes
kW	rpm	-	Nm	-	N		Article No.	Article No.	
0.18	0.19	2.27	8977	14716	76000	O5C37.14716DE63	2LP069.-0GC.0-0FB0	2KJ3206-9BC11-.FS1	-Z H1J+H06+P00
	0.19	2.84	8977	14716	80800	O5C40.14716DE63	2LP069.-0GD.0-8EB0	2KJ3206-9BC11-.FS1	-Z H1J+H06+P00
	0.22	1.33	7676	12584	45500	O5C30.12584DE63	2LP069.-0GA.0-8EB0	2KJ3204-9BC11-.FS1	-Z H1J+H05+P00
	0.22	1.99	7676	12584	69400	O5C35.12584DE63	2LP069.-0GB.0-7EB0	2KJ3204-9BC11-.FS1	-Z H1J+H05+P00
	0.22	2.56	7982	13085	76000	O5C37.13085DE63	2LP069.-0GC.0-8EB0	2KJ3206-9BC11-.FR1	-Z H1J+H06+P00
	0.25	1.50	6825	11189	45500	O5C30.11189DE63	2LP069.-0GA.0-7EB0	2KJ3204-9BC11-.FR1	-Z H1J+H05+P00
	0.25	2.24	6825	11189	69400	O5C35.11189DE63	2LP069.-0GB.0-6EB0	2KJ3204-9BC11-.FR1	-Z H1J+H05+P00
	0.25	2.91	7008	11489	76000	O5C37.11489DE63	2LP069.-0GC.0-7EB0	2KJ3206-9BC11-.FQ1	-Z H1J+H06+P00
	0.29	1.70	5993	9825	45500	O5C30.9825DE63	2LP069.-0GA.0-6EB0	2KJ3204-9BC11-.FQ1	-Z H1J+H05+P00
	0.29	2.55	5993	9825	69400	O5C35.9825DE63	2LP069.-0GB.0-5EB0	2KJ3204-9BC11-.FQ1	-Z H1J+H05+P00
	0.32	1.87	5443	8923	45500	O5C30.8923DE63	2LP069.-0GA.0-5EB0	2KJ3204-9BC11-.FP1	-Z H1J+H05+P00
	0.32	2.81	5443	8923	69400	O5C35.8923DE63	2LP069.-0GB.0-4EB0	2KJ3204-9BC11-.FP1	-Z H1J+H05+P00
	0.37	2.19	4661	7641	45500	O5C30.7641DE63	2LP069.-0GA.0-4EB0	2KJ3204-9BC11-.FN1	-Z H1J+H05+P00
	0.41	2.41	4238	6947	45500	O5C30.6947DE63	2LP069.-0GA.0-3EB0	2KJ3204-9BC11-.FM1	-Z H1J+H05+P00
	0.46	2.72	3746	6140	45500	O5C30.6140DE63	2LP069.-0GA.0-2EB0	2KJ3204-9BC11-.FL1	-Z H1J+H05+P00
	0.51	3.00	3405	5582	45500	O5C30.5582DE63	2LP069.-0GA.0-1EB0	2KJ3204-9BC11-.FK1	-Z H1J+H05+P00
0.25	0.19	1.65	12362	14716	76000	O5C37.14716DE63	2LP069.-0GC.0-0FB0	2KJ3206-9BD11-.FS1	-Z H1J+H06+P00
	0.19	2.06	12362	14716	80800	O5C40.14716DE63	2LP069.-0GD.0-8EB0	2KJ3206-9BD11-.FS1	-Z H1J+H06+P00
	0.22	0.97	10571	12584	45500	O5C30.12584DE63	2LP069.-0GA.0-8EB0	2KJ3204-9BD11-.FS1	-Z H1J+H05+P00
	0.22	1.45	10571	12584	69400	O5C35.12584DE63	2LP069.-0GB.0-7EB0	2KJ3204-9BD11-.FS1	-Z H1J+H05+P00
	0.22	1.86	10991	13085	76000	O5C37.13085DE63	2LP069.-0GC.0-8EB0	2KJ3206-9BD11-.FR1	-Z H1J+H06+P00
	0.22	2.32	10991	13085	80800	O5C40.13085DE63	2LP069.-0GD.0-7EB0	2KJ3206-9BD11-.FR1	-Z H1J+H06+P00
	0.25	1.09	9399	11189	45500	O5C30.11189DE63	2LP069.-0GA.0-7EB0	2KJ3204-9BD11-.FR1	-Z H1J+H05+P00
	0.25	1.63	9399	11189	69400	O5C35.11189DE63	2LP069.-0GB.0-6EB0	2KJ3204-9BD11-.FR1	-Z H1J+H05+P00
	0.25	2.11	9651	11489	76000	O5C37.11489DE63	2LP069.-0GC.0-7EB0	2KJ3206-9BD11-.FQ1	-Z H1J+H06+P00
	0.25	2.64	9651	11489	80800	O5C40.11489DE63	2LP069.-0GD.0-6EB0	2KJ3206-9BD11-.FQ1	-Z H1J+H06+P00
	0.27	2.33	8774	10445	76000	O5C37.10445DE63	2LP069.-0GC.0-6EB0	2KJ3206-9BD11-.FP1	-Z H1J+H06+P00
	0.27	2.91	8774	10445	80800	O5C40.10445DE63	2LP069.-0GD.0-5EB0	2KJ3206-9BD11-.FP1	-Z H1J+H06+P00
	0.29	1.24	8253	9825	45500	O5C30.9825DE63	2LP069.-0GA.0-6EB0	2KJ3204-9BD11-.FQ1	-Z H1J+H05+P00
	0.29	1.85	8253	9825	69400	O5C35.9825DE63	2LP069.-0GB.0-5EB0	2KJ3204-9BD11-.FQ1	-Z H1J+H05+P00
	0.32	1.36	7502	8931	45500	O5C30.8931DE63	2LP069.-0GA.0-5EB0	2KJ3204-9BD11-.FP1	-Z H1J+H05+P00
	0.32	2.04	7496	8923	69400	O5C35.8923DE63	2LP069.-0GB.0-4EB0	2KJ3204-9BD11-.FP1	-Z H1J+H05+P00
	0.32	2.72	7506	8936	76000	O5C37.8936DE63	2LP069.-0GC.0-5EB0	2KJ3206-9BD11-.FN1	-Z H1J+H06+P00
	0.35	2.99	6824	8124	76000	O5C37.8124DE63	2LP069.-0GC.0-4EB0	2KJ3206-9BD11-.FM1	-Z H1J+H06+P00
	0.37	1.59	6419	7641	45500	O5C30.7641DE63	2LP069.-0GA.0-4EB0	2KJ3204-9BD11-.FN1	-Z H1J+H05+P00
	0.37	2.38	6419	7641	69400	O5C35.7641DE63	2LP069.-0GB.0-3EB0	2KJ3204-9BD11-.FN1	-Z H1J+H05+P00
0.41	1.75	5835	6947	45500	O5C30.6947DE63	2LP069.-0GA.0-3EB0	2KJ3204-9BD11-.FM1	-Z H1J+H05+P00	
0.41	2.62	5835	6947	69400	O5C35.6947DE63	2LP069.-0GB.0-2EB0	2KJ3204-9BD11-.FM1	-Z H1J+H05+P00	
0.46	1.98	5158	6140	45500	O5C30.6140DE63	2LP069.-0GA.0-2EB0	2KJ3204-9BD11-.FL1	-Z H1J+H05+P00	
0.46	2.97	5158	6140	69400	O5C35.6140DE63	2LP069.-0GB.0-1EB0	2KJ3204-9BD11-.FL1	-Z H1J+H05+P00	
0.51	2.18	4689	5582	45500	O5C30.5582DE63	2LP069.-0GA.0-1EB0	2KJ3204-9BD11-.FK1	-Z H1J+H05+P00	
0.58	2.48	4107	4890	45500	O5C30.4890DE63	2LP069.-0GA.0-0EB0	2KJ3204-9BD11-.FJ1	-Z H1J+H05+P00	
0.63	2.69	3791	4513	45500	O5C30.4513DE63	2LP069.-0GA.0-8DB0	2KJ3204-9BD11-.FH1	-Z H1J+H05+P00	
0.37	0.19	1.08	18984	14716	76000	O5C37.14716DE71	2LP069.-0GC.0-0FC0	2KJ3206-9CD11-.FS1	-Z H1J+H06+P00
	0.19	1.34	18984	14716	80800	O5C40.14716DE71	2LP069.-0GD.0-8EC0	2KJ3206-9CD11-.FS1	-Z H1J+H06+P00
	0.19	1.87	19085	14794	107700	O5C45.14794DE71	2LP069.-0GE.0-7EC0	2KJ3207-9CD11-.FS1	-Z H1J+H07+P00
	0.19	2.41	19085	14794	121300	O5C50.14794DE71	2LP069.-0GF.0-7EC0	2KJ3207-9CD11-.FS1	-Z H1J+H07+P00
	0.20	2.06	17350	13449	107700	O5C45.13449DE71	2LP069.-0GE.0-6EC0	2KJ3207-9CD11-.FR1	-Z H1J+H07+P00

<sup>1)</sup> The specified values refer to continuous stresses. For infrequent, brief stresses please refer to Table 1 on page 3/2.





## Selection and ordering data (continued)

$P_N$ kW	$n_2$ rpm	$f_B$ -	$T_2$ Nm	$i_{total}$ -	$F_{R2,perm}$ <sup>1)</sup> N	Short product description	FLENDER SIP planetary gear unit	SIMOGEAR geared motor	Order codes
							Article No.	Article No.	
0.37	0.20	2.65	17350	13449	121300	O5C50.13449DE71	2LP069.-0GF.0-6EC0	2KJ3207-9CD11-.FR1	-Z H1J+H07+P00
	0.21	1.21	16880	13085	76000	O5C37.13085DE71	2LP069.-0GC.0-8EC0	2KJ3206-9CD11-.FR1	-Z H1J+H06+P00
	0.21	1.51	16880	13085	80800	O5C40.13085DE71	2LP069.-0GD.0-7EC0	2KJ3206-9CD11-.FR1	-Z H1J+H06+P00
	0.22	0.94	16233	12584	69400	O5C35.12584DE71	2LP069.-0GB.0-7EC0	2KJ3204-9CD11-.FS1	-Z H1J+H05+P00
	0.24	0.71	14434	11189	45500	O5C30.11189DE71	2LP069.-0GA.0-7EC0	2KJ3204-9CD11-.FR1	-Z H1J+H05+P00
	0.24	1.06	14434	11189	69400	O5C35.11189DE71	2LP069.-0GB.0-6EC0	2KJ3204-9CD11-.FR1	-Z H1J+H05+P00
	0.24	1.38	14821	11489	76000	O5C37.11489DE71	2LP069.-0GC.0-7EC0	2KJ3206-9CD11-.FQ1	-Z H1J+H06+P00
	0.24	1.72	14821	11489	80800	O5C40.11489DE71	2LP069.-0GD.0-6EC0	2KJ3206-9CD11-.FQ1	-Z H1J+H06+P00
	0.24	2.42	14756	11439	107700	O5C45.11439DE71	2LP069.-0GE.0-5EC0	2KJ3207-9CD11-.FQ1	-Z H1J+H07+P00
	0.26	1.51	13474	10445	76000	O5C37.10445DE71	2LP069.-0GC.0-6EC0	2KJ3206-9CD11-.FP1	-Z H1J+H06+P00
	0.26	1.89	13474	10445	80800	O5C40.10445DE71	2LP069.-0GD.0-5EC0	2KJ3206-9CD11-.FP1	-Z H1J+H06+P00
	0.26	2.66	13415	10399	107700	O5C45.10399DE71	2LP069.-0GE.0-4EC0	2KJ3207-9CD11-.FP1	-Z H1J+H07+P00
	0.28	0.81	12674	9825	45500	O5C30.9825DE71	2LP069.-0GA.0-6EC0	2KJ3204-9CD11-.FQ1	-Z H1J+H05+P00
	0.28	1.21	12674	9825	69400	O5C35.9825DE71	2LP069.-0GB.0-5EC0	2KJ3204-9CD11-.FQ1	-Z H1J+H05+P00
	0.30	2.98	11969	9278	107700	O5C45.9278DE71	2LP069.-0GE.0-3EC0	2KJ3207-9CD11-.FN1	-Z H1J+H07+P00
	0.31	0.89	11522	8931	45500	O5C30.8931DE71	2LP069.-0GA.0-5EC0	2KJ3204-9CD11-.FP1	-Z H1J+H05+P00
	0.31	1.33	11511	8923	69400	O5C35.8923DE71	2LP069.-0GB.0-4EC0	2KJ3204-9CD11-.FP1	-Z H1J+H05+P00
	0.31	1.77	11528	8936	76000	O5C37.8936DE71	2LP069.-0GC.0-5EC0	2KJ3206-9CD11-.FN1	-Z H1J+H06+P00
	0.31	2.21	11528	8936	80800	O5C40.8936DE71	2LP069.-0GD.0-4EC0	2KJ3206-9CD11-.FN1	-Z H1J+H06+P00
	0.34	1.95	10480	8124	76000	O5C37.8124DE71	2LP069.-0GC.0-4EC0	2KJ3206-9CD11-.FM1	-Z H1J+H06+P00
	0.34	2.43	10480	8124	80800	O5C40.8124DE71	2LP069.-0GD.0-3EC0	2KJ3206-9CD11-.FM1	-Z H1J+H06+P00
	0.36	1.04	9857	7641	45500	O5C30.7641DE71	2LP069.-0GA.0-4EC0	2KJ3204-9CD11-.FN1	-Z H1J+H05+P00
	0.36	1.55	9857	7641	69400	O5C35.7641DE71	2LP069.-0GB.0-3EC0	2KJ3204-9CD11-.FN1	-Z H1J+H05+P00
	0.38	2.20	9263	7181	76000	O5C37.7181DE71	2LP069.-0GC.0-3EC0	2KJ3206-9CD11-.FL1	-Z H1J+H06+P00
	0.38	2.75	9263	7181	80800	O5C40.7181DE71	2LP069.-0GD.0-2EC0	2KJ3206-9CD11-.FL1	-Z H1J+H06+P00
	0.39	1.14	8961	6947	45500	O5C30.6947DE71	2LP069.-0GA.0-3EC0	2KJ3204-9CD11-.FM1	-Z H1J+H05+P00
	0.39	1.71	8961	6947	69400	O5C35.6947DE71	2LP069.-0GB.0-2EC0	2KJ3204-9CD11-.FM1	-Z H1J+H05+P00
	0.42	2.42	8421	6528	76000	O5C37.6528DE71	2LP069.-0GC.0-2EC0	2KJ3206-9CD11-.FK1	-Z H1J+H06+P00
	0.45	1.29	7921	6140	45500	O5C30.6140DE71	2LP069.-0GA.0-2EC0	2KJ3204-9CD11-.FL1	-Z H1J+H05+P00
	0.45	1.93	7921	6140	69400	O5C35.6140DE71	2LP069.-0GB.0-1EC0	2KJ3204-9CD11-.FL1	-Z H1J+H05+P00
0.48	2.77	7376	5718	76000	O5C37.5718DE71	2LP069.-0GC.0-1EC0	2KJ3206-9CD11-.FJ1	-Z H1J+H06+P00	
0.49	1.42	7201	5582	45500	O5C30.5582DE71	2LP069.-0GA.0-1EC0	2KJ3204-9CD11-.FK1	-Z H1J+H05+P00	
0.49	2.13	7201	5582	69400	O5C35.5582DE71	2LP069.-0GB.0-0EC0	2KJ3204-9CD11-.FK1	-Z H1J+H05+P00	
0.52	3.00	6809	5278	76000	O5C37.5278DE71	2LP069.-0GC.0-0EC0	2KJ3206-9CD11-.FH1	-Z H1J+H06+P00	
0.56	1.62	6308	4890	45500	O5C30.4890DE71	2LP069.-0GA.0-0EC0	2KJ3204-9CD11-.FJ1	-Z H1J+H05+P00	
0.56	2.43	6308	4890	69400	O5C35.4890DE71	2LP069.-0GB.0-8DC0	2KJ3204-9CD11-.FJ1	-Z H1J+H05+P00	
0.61	1.75	5822	4513	45500	O5C30.4513DE71	2LP069.-0GA.0-8DC0	2KJ3204-9CD11-.FH1	-Z H1J+H05+P00	
0.61	2.63	5822	4513	69400	O5C35.4513DE71	2LP069.-0GB.0-7DC0	2KJ3204-9CD11-.FH1	-Z H1J+H05+P00	
0.69	1.98	5155	3996	45500	O5C30.3996DE71	2LP069.-0GA.0-7DC0	2KJ3204-9CD11-.FG1	-Z H1J+H05+P00	
0.69	2.97	5155	3996	69400	O5C35.3996DE71	2LP069.-0GB.0-6DC0	2KJ3204-9CD11-.FG1	-Z H1J+H05+P00	
0.82	2.38	4291	3326	45500	O5C30.3326DE71	2LP069.-0GA.0-6DC0	2KJ3204-9CD11-.FF1	-Z H1J+H05+P00	
0.88	2.53	4038	3130	45500	O5C30.3130DE71	2LP069.-0GA.0-5DC0	2KJ3204-9CD11-.FE1	-Z H1J+H05+P00	
0.98	2.82	3618	2805	45500	O5C30.2805DE71	2LP069.-0GA.0-4DC0	2KJ3204-9CD11-.FD1	-Z H1J+H05+P00	
0.55	0.19	0.74	27666	14716	76000	O5C37.14716DE71	2LP069.-0GC.0-0FC0	2KJ3206-9CE11-.FS1	-Z H1J+H06+P00
	0.19	0.92	27666	14716	80800	O5C40.14716DE71	2LP069.-0GD.0-8EC0	2KJ3206-9CE11-.FS1	-Z H1J+H06+P00
	0.19	1.28	27814	14794	107700	O5C45.14794DE71	2LP069.-0GE.0-7EC0	2KJ3207-9CE11-.FS1	-Z H1J+H07+P00
	0.19	1.65	27814	14794	121300	O5C50.14794DE71	2LP069.-0GF.0-7EC0	2KJ3207-9CE11-.FS1	-Z H1J+H07+P00
	0.21	0.83	24600	13085	76000	O5C37.13085DE71	2LP069.-0GC.0-8EC0	2KJ3206-9CE11-.FR1	-Z H1J+H06+P00

<sup>1)</sup> The specified values refer to continuous stresses. For infrequent, brief stresses please refer to Table 1 on page 3/2.



## Planetary geared motors, coaxial

### 2-pole geared motors

#### Selection and ordering data (continued)

$P_N$ kW	$n_2$ rpm	$f_B$ -	$T_2$ Nm	$i_{total}$ -	$F_{R2,perm}^{1)}$ N	Short product description	FLENDER SIP	SIMOGEAR	Order codes
							planetary gear unit	geared motor	
							Article No.	Article No.	
0.55	0.21	1.04	24600	13085	80800	O5C40.13085DE71	2LP069.-0GD.0-7EC0	2KJ3206-9CE11-.FR1	-Z H1J+H06+P00
	0.21	1.41	25285	13449	107700	O5C45.13449DE71	2LP069.-0GE.0-6EC0	2KJ3207-9CE11-.FR1	-Z H1J+H07+P00
	0.21	1.82	25285	13449	121300	O5C50.13449DE71	2LP069.-0GF.0-6EC0	2KJ3207-9CE11-.FR1	-Z H1J+H07+P00
	0.24	0.94	21600	11489	76000	O5C37.11489DE71	2LP069.-0GC.0-7EC0	2KJ3206-9CE11-.FQ1	-Z H1J+H06+P00
	0.24	1.18	21600	11489	80800	O5C40.11489DE71	2LP069.-0GD.0-6EC0	2KJ3206-9CE11-.FQ1	-Z H1J+H06+P00
	0.25	0.73	21036	11189	69400	O5C35.11189DE71	2LP069.-0GB.0-6EC0	2KJ3204-9CE11-.FR1	-Z H1J+H05+P00
	0.25	1.66	21505	11439	107700	O5C45.11439DE71	2LP069.-0GE.0-5EC0	2KJ3207-9CE11-.FQ1	-Z H1J+H07+P00
	0.25	2.14	21505	11439	121300	O5C50.11439DE71	2LP069.-0GF.0-5EC0	2KJ3207-9CE11-.FQ1	-Z H1J+H07+P00
	0.27	1.04	19636	10445	76000	O5C37.10445DE71	2LP069.-0GC.0-6EC0	2KJ3206-9CE11-.FP1	-Z H1J+H06+P00
	0.27	1.30	19636	10445	80800	O5C40.10445DE71	2LP069.-0GD.0-5EC0	2KJ3206-9CE11-.FP1	-Z H1J+H06+P00
	0.27	1.83	19550	10399	107700	O5C45.10399DE71	2LP069.-0GE.0-4EC0	2KJ3207-9CE11-.FP1	-Z H1J+H07+P00
	0.27	2.35	19550	10399	121300	O5C50.10399DE71	2LP069.-0GF.0-4EC0	2KJ3207-9CE11-.FP1	-Z H1J+H07+P00
	0.29	0.83	18470	9825	69400	O5C35.9825DE71	2LP069.-0GB.0-5EC0	2KJ3204-9CE11-.FQ1	-Z H1J+H05+P00
	0.30	2.05	17443	9278	107700	O5C45.9278DE71	2LP069.-0GE.0-3EC0	2KJ3207-9CE11-.FN1	-Z H1J+H07+P00
	0.30	2.63	17443	9278	121300	O5C50.9278DE71	2LP069.-0GF.0-3EC0	2KJ3207-9CE11-.FN1	-Z H1J+H07+P00
	0.31	0.91	16776	8923	69400	O5C35.8923DE71	2LP069.-0GB.0-4EC0	2KJ3204-9CE11-.FP1	-Z H1J+H05+P00
	0.31	1.21	16800	8936	76000	O5C37.8936DE71	2LP069.-0GC.0-5EC0	2KJ3206-9CE11-.FN1	-Z H1J+H06+P00
	0.31	1.52	16800	8936	80800	O5C40.8936DE71	2LP069.-0GD.0-4EC0	2KJ3206-9CE11-.FN1	-Z H1J+H06+P00
	0.34	2.28	15640	8319	107700	O5C45.8319DE71	2LP069.-0GE.0-2EC0	2KJ3207-9CE11-.FM1	-Z H1J+H07+P00
	0.34	2.94	15640	8319	121300	O5C50.8319DE71	2LP069.-0GF.0-2EC0	2KJ3207-9CE11-.FM1	-Z H1J+H07+P00
	0.35	1.34	15273	8124	76000	O5C37.8124DE71	2LP069.-0GC.0-4EC0	2KJ3206-9CE11-.FM1	-Z H1J+H06+P00
	0.35	1.67	15273	8124	80800	O5C40.8124DE71	2LP069.-0GD.0-3EC0	2KJ3206-9CE11-.FM1	-Z H1J+H06+P00
	0.37	0.71	14366	7641	45500	O5C30.7641DE71	2LP069.-0GA.0-4EC0	2KJ3204-9CE11-.FN1	-Z H1J+H05+P00
	0.37	1.07	14366	7641	69400	O5C35.7641DE71	2LP069.-0GB.0-3EC0	2KJ3204-9CE11-.FN1	-Z H1J+H05+P00
	0.37	2.53	14098	7499	107700	O5C45.7499DE71	2LP069.-0GE.0-1EC0	2KJ3207-9CE11-.FL1	-Z H1J+H07+P00
	0.39	1.51	13500	7181	76000	O5C37.7181DE71	2LP069.-0GC.0-3EC0	2KJ3206-9CE11-.FL1	-Z H1J+H06+P00
	0.39	1.89	13500	7181	80800	O5C40.7181DE71	2LP069.-0GD.0-2EC0	2KJ3206-9CE11-.FL1	-Z H1J+H06+P00
	0.40	0.78	13060	6947	45500	O5C30.6947DE71	2LP069.-0GA.0-3EC0	2KJ3204-9CE11-.FM1	-Z H1J+H05+P00
	0.40	1.17	13060	6947	69400	O5C35.6947DE71	2LP069.-0GB.0-2EC0	2KJ3204-9CE11-.FM1	-Z H1J+H05+P00
	0.41	2.74	13013	6922	107700	O5C45.6922DE71	2LP069.-0GE.0-0EC0	2KJ3207-9CE11-.FK1	-Z H1J+H07+P00
	0.43	1.66	12273	6528	76000	O5C37.6528DE71	2LP069.-0GC.0-2EC0	2KJ3206-9CE11-.FK1	-Z H1J+H06+P00
	0.43	2.08	12273	6528	80800	O5C40.6528DE71	2LP069.-0GD.0-1EC0	2KJ3206-9CE11-.FK1	-Z H1J+H06+P00
	0.46	0.88	11544	6140	45500	O5C30.6140DE71	2LP069.-0GA.0-2EC0	2KJ3204-9CE11-.FL1	-Z H1J+H05+P00
	0.46	1.33	11544	6140	69400	O5C35.6140DE71	2LP069.-0GB.0-1EC0	2KJ3204-9CE11-.FL1	-Z H1J+H05+P00
	0.49	1.90	10750	5718	76000	O5C37.5718DE71	2LP069.-0GC.0-1EC0	2KJ3206-9CE11-.FJ1	-Z H1J+H06+P00
	0.49	2.37	10750	5718	80800	O5C40.5718DE71	2LP069.-0GD.0-0EC0	2KJ3206-9CE11-.FJ1	-Z H1J+H06+P00
	0.50	0.97	10494	5582	45500	O5C30.5582DE71	2LP069.-0GA.0-1EC0	2KJ3204-9CE11-.FK1	-Z H1J+H05+P00
	0.50	1.46	10494	5582	69400	O5C35.5582DE71	2LP069.-0GB.0-0EC0	2KJ3204-9CE11-.FK1	-Z H1J+H05+P00
	0.53	2.06	9923	5278	76000	O5C37.5278DE71	2LP069.-0GC.0-0EC0	2KJ3206-9CE11-.FH1	-Z H1J+H06+P00
	0.53	2.57	9923	5278	80800	O5C40.5278DE71	2LP069.-0GD.0-8DC0	2KJ3206-9CE11-.FH1	-Z H1J+H06+P00
	0.57	1.11	9192	4890	45500	O5C30.4890DE71	2LP069.-0GA.0-0EC0	2KJ3204-9CE11-.FJ1	-Z H1J+H05+P00
	0.57	1.67	9192	4890	69400	O5C35.4890DE71	2LP069.-0GB.0-8DC0	2KJ3204-9CE11-.FJ1	-Z H1J+H05+P00
	0.60	2.32	8786	4673	76000	O5C37.4673DE71	2LP069.-0GC.0-8DC0	2KJ3206-9CE11-.FG1	-Z H1J+H06+P00
	0.60	2.90	8786	4673	80800	O5C40.4673DE71	2LP069.-0GD.0-7DC0	2KJ3206-9CE11-.FG1	-Z H1J+H06+P00
	0.62	1.20	8485	4513	45500	O5C30.4513DE71	2LP069.-0GA.0-8DC0	2KJ3204-9CE11-.FH1	-Z H1J+H05+P00
	0.62	1.80	8485	4513	69400	O5C35.4513DE71	2LP069.-0GB.0-7DC0	2KJ3204-9CE11-.FH1	-Z H1J+H05+P00
	0.70	1.36	7513	3996	45500	O5C30.3996DE71	2LP069.-0GA.0-7DC0	2KJ3204-9CE11-.FG1	-Z H1J+H05+P00
	0.70	2.04	7513	3996	69400	O5C35.3996DE71	2LP069.-0GB.0-6DC0	2KJ3204-9CE11-.FG1	-Z H1J+H05+P00

<sup>1)</sup> The specified values refer to continuous stresses. For infrequent, brief stresses please refer to Table 1 on page 3/2.



## Selection and ordering data (continued)

$P_N$ kW	$n_2$ rpm	$f_B$ -	$T_2$ Nm	$i_{total}$ -	$F_{R2,perm}$ <sup>1)</sup> N	Short product description	FLENDER SIP planetary gear unit	SIMOGEAR geared motor	Order codes
							Article No.	Article No.	
0.55	0.72	2.79	7312	3890	76000	O5C37.3890DE71	2LP069.-0GC.0-7DC0	2KJ3206-9CE11-.FF1	-Z H1J+H06+P00
	0.77	2.97	6882	3661	76000	O5C37.3661DE71	2LP069.-0GC.0-6DC0	2KJ3206-9CE11-.FE1	-Z H1J+H06+P00
	0.84	1.63	6253	3326	45500	O5C30.3326DE71	2LP069.-0GA.0-6DC0	2KJ3204-9CE11-.FF1	-Z H1J+H05+P00
	0.84	2.45	6253	3326	69400	O5C35.3326DE71	2LP069.-0GB.0-5DC0	2KJ3204-9CE11-.FF1	-Z H1J+H05+P00
	0.90	1.73	5885	3130	45500	O5C30.3130DE71	2LP069.-0GA.0-5DC0	2KJ3204-9CE11-.FE1	-Z H1J+H05+P00
	0.90	2.60	5885	3130	69400	O5C35.3130DE71	2LP069.-0GB.0-4DC0	2KJ3204-9CE11-.FE1	-Z H1J+H05+P00
	1.0	1.94	5273	2805	45500	O5C30.2805DE71	2LP069.-0GA.0-4DC0	2KJ3204-9CE11-.FD1	-Z H1J+H05+P00
	1.0	2.90	5273	2805	69400	O5C35.2805DE71	2LP069.-0GB.0-3DC0	2KJ3204-9CE11-.FD1	-Z H1J+H05+P00
	1.2	2.27	4489	2388	45500	O5C30.2388DE71	2LP069.-0GA.0-3DC0	2KJ3204-9CE11-.FC1	-Z H1J+H05+P00
	1.2	2.32	4391	2336	45500	O4C30.2336DE71	2LP069.-0GA.0-2DC0	2KJ3104-9CE11-.FB2	-Z H1J+H05+P00
1.3	2.56	3992	2123	45500	O4C30.2123DE71	2LP069.-0GA.0-1DC0	2KJ3104-9CE11-.FA2	-Z H1J+H05+P00	
0.75	0.19	0.95	37726	14794	107700	O5C45.14794DE80	2LP069.-0GE.0-7ED0	2KJ3207-9DB22-.FS1	-Z H1J+H07+P00
	0.19	1.22	37726	14794	121300	O5C50.14794DE80	2LP069.-0GF.0-7ED0	2KJ3207-9DB22-.FS1	-Z H1J+H07+P00
	0.20	1.86	35598	13960	155400	O5C55.13960DE80	2LP069.-0GG.0-0FD0	2KJ3208-9DB22-.FS1	-Z H1J+H08+P00
	0.20	2.29	35598	13960	216200	O5C60.13960DE80	2LP069.-0GH.0-0FD0	2KJ3208-9DB22-.FS1	-Z H1J+H08+P00
	0.21	1.04	34296	13449	107700	O5C45.13449DE80	2LP069.-0GE.0-6ED0	2KJ3207-9DB22-.FR1	-Z H1J+H07+P00
	0.21	1.34	34296	13449	121300	O5C50.13449DE80	2LP069.-0GF.0-6ED0	2KJ3207-9DB22-.FR1	-Z H1J+H07+P00
	0.22	0.76	33367	13085	80800	O5C40.13085DE80	2LP069.-0GD.0-7ED0	2KJ3206-9DB22-.FR1	-Z H1J+H06+P00
	0.22	2.05	32362	12691	155400	O5C55.12691DE80	2LP069.-0GG.0-8ED0	2KJ3208-9DB22-.FR1	-Z H1J+H08+P00
	0.22	2.52	32362	12691	216200	O5C60.12691DE80	2LP069.-0GH.0-8ED0	2KJ3208-9DB22-.FR1	-Z H1J+H08+P00
	0.25	0.70	29298	11489	76000	O5C37.11489DE80	2LP069.-0GC.0-7ED0	2KJ3206-9DB22-.FQ1	-Z H1J+H06+P00
	0.25	0.87	29298	11439	121300	O5C50.11439DE80	2LP069.-0GF.0-5ED0	2KJ3207-9DB22-.FQ1	-Z H1J+H07+P00
	0.25	1.22	29169	11489	80800	O5C40.11489DE80	2LP069.-0GD.0-6ED0	2KJ3206-9DB22-.FQ1	-Z H1J+H06+P00
	0.25	1.57	29169	11439	107700	O5C45.11439DE80	2LP069.-0GE.0-5ED0	2KJ3207-9DB22-.FQ1	-Z H1J+H07+P00
	0.25	2.29	29027	11383	155400	O5C55.11383DE80	2LP069.-0GG.0-7ED0	2KJ3208-9DB22-.FQ1	-Z H1J+H08+P00
	0.25	2.81	29027	11383	216200	O5C60.11383DE80	2LP069.-0GH.0-7ED0	2KJ3208-9DB22-.FQ1	-Z H1J+H08+P00
	0.27	0.77	26634	10445	76000	O5C37.10445DE80	2LP069.-0GC.0-6ED0	2KJ3206-9DB22-.FP1	-Z H1J+H06+P00
	0.27	0.96	26634	10399	121300	O5C50.10399DE80	2LP069.-0GF.0-4ED0	2KJ3207-9DB22-.FP1	-Z H1J+H07+P00
	0.27	1.35	26518	10445	80800	O5C40.10445DE80	2LP069.-0GD.0-5ED0	2KJ3206-9DB22-.FP1	-Z H1J+H06+P00
	0.27	1.73	26518	10399	107700	O5C45.10399DE80	2LP069.-0GE.0-4ED0	2KJ3207-9DB22-.FP1	-Z H1J+H07+P00
	0.28	2.54	26098	10235	155400	O5C55.10235DE80	2LP069.-0GG.0-6ED0	2KJ3208-9DB22-.FP1	-Z H1J+H08+P00
	0.31	1.51	23660	9278	121300	O5C50.9278DE80	2LP069.-0GF.0-3ED0	2KJ3207-9DB22-.FN1	-Z H1J+H07+P00
	0.31	1.94	23660	9278	107700	O5C45.9278DE80	2LP069.-0GE.0-3ED0	2KJ3207-9DB22-.FN1	-Z H1J+H07+P00
	0.31	2.81	23604	9257	155400	O5C55.9257DE80	2LP069.-0GG.0-5ED0	2KJ3208-9DB22-.FN1	-Z H1J+H08+P00
	0.32	0.90	22787	8936	76000	O5C37.8936DE80	2LP069.-0GC.0-5ED0	2KJ3206-9DB22-.FN1	-Z H1J+H06+P00
	0.32	1.12	22787	8936	80800	O5C40.8936DE80	2LP069.-0GD.0-4ED0	2KJ3206-9DB22-.FN1	-Z H1J+H06+P00
	0.34	1.68	21214	8319	121300	O5C50.8319DE80	2LP069.-0GF.0-2ED0	2KJ3207-9DB22-.FM1	-Z H1J+H07+P00
	0.34	2.16	21214	8319	107700	O5C45.8319DE80	2LP069.-0GE.0-2ED0	2KJ3207-9DB22-.FM1	-Z H1J+H07+P00
0.35	0.99	20716	8124	76000	O5C37.8124DE80	2LP069.-0GC.0-4ED0	2KJ3206-9DB22-.FM1	-Z H1J+H06+P00	
0.35	1.23	20716	8124	80800	O5C40.8124DE80	2LP069.-0GD.0-3ED0	2KJ3206-9DB22-.FM1	-Z H1J+H06+P00	
0.37	0.79	19486	7641	69400	O5C35.7641DE80	2LP069.-0GB.0-3ED0	2KJ3204-9DB22-.FN1	-Z H1J+H05+P00	
0.38	1.87	19122	7499	121300	O5C50.7499DE80	2LP069.-0GF.0-1ED0	2KJ3207-9DB22-.FL1	-Z H1J+H07+P00	
0.38	2.40	19122	7499	107700	O5C45.7499DE80	2LP069.-0GE.0-1ED0	2KJ3207-9DB22-.FL1	-Z H1J+H07+P00	
0.39	1.11	18311	7181	76000	O5C37.7181DE80	2LP069.-0GC.0-3ED0	2KJ3206-9DB22-.FL1	-Z H1J+H06+P00	
0.39	1.39	18311	7181	80800	O5C40.7181DE80	2LP069.-0GD.0-2ED0	2KJ3206-9DB22-.FL1	-Z H1J+H06+P00	
0.41	0.86	17714	6947	69400	O5C35.6947DE80	2LP069.-0GB.0-2ED0	2KJ3204-9DB22-.FM1	-Z H1J+H05+P00	
0.41	2.02	17651	6922	121300	O5C50.6922DE80	2LP069.-0GF.0-0ED0	2KJ3207-9DB22-.FK1	-Z H1J+H07+P00	
0.41	2.60	17651	6922	107700	O5C45.6922DE80	2LP069.-0GE.0-0ED0	2KJ3207-9DB22-.FK1	-Z H1J+H07+P00	

<sup>1)</sup> The specified values refer to continuous stresses. For infrequent, brief stresses please refer to Table 1 on page 3/2.





## Planetary geared motors, coaxial

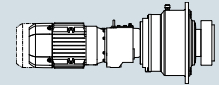
## 2-pole geared motors

## Selection and ordering data (continued)

$P_N$ kW	$n_2$ rpm	$f_B$ -	$T_2$ Nm	$i_{total}$ -	$F_{R2,perm}^{1)}$ N	Short product description	FLENDER SIP planetary gear unit	SIMOGEAR geared motor	Order codes
							Article No.	Article No.	
0.75	0.43	1.23	16646	6528	76000	O5C37.6528DE80	2LP069.-0GC.0-2ED0	2KJ3206-9DB22-.FK1	-Z H1J+H06+P00
	0.43	1.53	16646	6528	80800	O5C40.6528DE80	2LP069.-0GD.0-1ED0	2KJ3206-9DB22-.FK1	-Z H1J+H06+P00
	0.45	2.22	16113	6319	121300	O5C50.6319DE80	2LP069.-0GF.0-8DD0	2KJ3207-9DB22-.FJ1	-Z H1J+H07+P00
	0.45	2.85	16113	6319	107700	O5C45.6319DE80	2LP069.-0GE.0-8DD0	2KJ3207-9DB22-.FJ1	-Z H1J+H07+P00
	0.46	0.98	15658	6140	69400	O5C35.6140DE80	2LP069.-0GB.0-1ED0	2KJ3204-9DB22-.FL1	-Z H1J+H05+P00
	0.50	1.40	14581	5718	76000	O5C37.5718DE80	2LP069.-0GC.0-1ED0	2KJ3206-9DB22-.FJ1	-Z H1J+H06+P00
	0.50	1.75	14581	5718	80800	O5C40.5718DE80	2LP069.-0GD.0-0ED0	2KJ3206-9DB22-.FJ1	-Z H1J+H06+P00
	0.51	0.72	14235	5582	45500	O5C30.5582DE80	2LP069.-0GA.01ED0	2KJ3204-9DB22-.FK1	-Z H1J+H05+P00
	0.51	1.08	14235	5582	69400	O5C35.5582DE80	2LP069.-0GB.0-0ED0	2KJ3204-9DB22-.FK1	-Z H1J+H05+P00
	0.54	1.52	13459	5278	76000	O5C37.5278DE80	2LP069.-0GC.0-0ED0	2KJ3206-9DB22-.FH1	-Z H1J+H06+P00
	0.54	1.90	13459	5243	121300	O5C50.5243DE80	2LP069.-0GF.0-7DD0	2KJ3207-9DB22-.FH1	-Z H1J+H07+P00
	0.54	2.67	13369	5278	80800	O5C40.5278DE80	2LP069.-0GD.0-8DD0	2KJ3206-9DB22-.FH1	-Z H1J+H06+P00
	0.58	0.82	12468	4890	45500	O5C30.4890DE80	2LP069.-0GA.00ED0	2KJ3204-9DB22-.FJ1	-Z H1J+H05+P00
	0.58	1.23	12468	4890	69400	O5C35.4890DE80	2LP069.-0GB.0-8DD0	2KJ3204-9DB22-.FJ1	-Z H1J+H05+P00
	0.58	2.87	12463	4887	107700	O5C45.4887DE80	2LP069.-0GE.0-6DD0	2KJ3207-9DB22-.FG1	-Z H1J+H07+P00
	0.61	1.71	11917	4673	76000	O5C37.4673DE80	2LP069.-0GC.0-8DD0	2KJ3206-9DB22-.FG1	-Z H1J+H06+P00
	0.61	2.14	11917	4660	121300	O5C50.4660DE80	2LP069.-0GF.0-5DD0	2KJ3207-9DB22-.FF1	-Z H1J+H07+P00
	0.63	0.89	11509	4513	45500	O5C30.4513DE80	2LP069.-0GA.08DD0	2KJ3204-9DB22-.FH1	-Z H1J+H05+P00
	0.63	1.33	11509	4513	69400	O5C35.4513DE80	2LP069.-0GB.0-7DD0	2KJ3204-9DB22-.FH1	-Z H1J+H05+P00
	0.71	1.00	10190	3996	45500	O5C30.3996DE80	2LP069.-0GA.07DD0	2KJ3204-9DB22-.FG1	-Z H1J+H05+P00
0.71	1.50	10190	3996	69400	O5C35.3996DE80	2LP069.-0GB.0-6DD0	2KJ3204-9DB22-.FG1	-Z H1J+H05+P00	
0.73	2.06	9918	3890	76000	O5C37.3890DE80	2LP069.-0GC.0-7DD0	2KJ3206-9DB22-.FF1	-Z H1J+H06+P00	
0.73	2.57	9918	3890	80800	O5C40.3890DE80	2LP069.-0GD.0-6DD0	2KJ3206-9DB22-.FF1	-Z H1J+H06+P00	
0.77	2.19	9335	3661	76000	O5C37.3661DE80	2LP069.-0GC.0-6DD0	2KJ3206-9DB22-.FE1	-Z H1J+H06+P00	
0.77	2.73	9335	3661	80800	O5C40.3661DE80	2LP069.-0GD.0-5DD0	2KJ3206-9DB22-.FE1	-Z H1J+H06+P00	
0.85	1.20	8481	3326	45500	O5C30.3326DE80	2LP069.-0GA.06DD0	2KJ3204-9DB22-.FF1	-Z H1J+H05+P00	
0.85	1.80	8481	3326	69400	O5C35.3326DE80	2LP069.-0GB.0-5DD0	2KJ3204-9DB22-.FF1	-Z H1J+H05+P00	
0.86	2.44	8364	3280	76000	O5C37.3280DE80	2LP069.-0GC.0-5DD0	2KJ3206-9DB22-.FD1	-Z H1J+H06+P00	
0.91	1.28	7983	3130	45500	O5C30.3130DE80	2LP069.-0GA.05DD0	2KJ3204-9DB22-.FE1	-Z H1J+H05+P00	
0.91	1.92	7983	3130	69400	O5C35.3130DE80	2LP069.-0GB.0-4DD0	2KJ3204-9DB22-.FE1	-Z H1J+H05+P00	
1.0	1.43	7152	2805	45500	O5C30.2805DE80	2LP069.-0GA.04DD0	2KJ3204-9DB22-.FD1	-Z H1J+H05+P00	
1.0	2.14	7152	2805	69400	O5C35.2805DE80	2LP069.-0GB.0-3DD0	2KJ3204-9DB22-.FD1	-Z H1J+H05+P00	
1.0	2.87	7121	2793	76000	O5C37.2793DE80	2LP069.-0GC.0-4DD0	2KJ3206-9DB22-.FC1	-Z H1J+H06+P00	
1.0	2.93	6965	2732	76000	O4C37.2732DE80	2LP069.-0GC.0-3DD0	2KJ3106-9DB22-.FA2	-Z H1J+H06+P00	
1.2	1.68	6089	2388	45500	O5C30.2388DE80	2LP069.-0GA.03DD0	2KJ3204-9DB22-.FC1	-Z H1J+H05+P00	
1.2	1.71	5956	2336	45500	O4C30.2336DE80	2LP069.-0GA.02DD0	2KJ3104-9DB22-.FB2	-Z H1J+H05+P00	
1.2	2.51	6089	2388	69400	O5C35.2388DE80	2LP069.-0GB.0-2DD0	2KJ3204-9DB22-.FC1	-Z H1J+H05+P00	
1.2	2.57	5956	2336	69400	O4C35.2336DE80	2LP069.-0GB.0-1DD0	2KJ3104-9DB22-.FB2	-Z H1J+H05+P00	
1.3	1.88	5415	2123	45500	O4C30.2123DE80	2LP069.-0GA.01DD0	2KJ3104-9DB22-.FA2	-Z H1J+H05+P00	
1.3	2.83	5415	2123	69400	O4C35.2123DE80	2LP069.-0GB.0-0DD0	2KJ3104-9DB22-.FA2	-Z H1J+H05+P00	
1.4	1.96	5219	2047	45500	O5C30.2047DE80	2LP069.-0GA.00DD0	2KJ3204-9DB22-.FB1	-Z H1J+H05+P00	
1.4	2.93	5219	2047	69400	O5C35.2047DE80	2LP069.-0GB.0-8CD0	2KJ3204-9DB22-.FB1	-Z H1J+H05+P00	
1.6	2.22	4605	1806	45500	O4C30.1806DE80	2LP069.-0GA.08CD0	2KJ3104-9DB22-.FX1	-Z H1J+H05+P00	
1.6	2.27	4494	1763	45500	O5C30.1763DE80	2LP069.-0GA.07CD0	2KJ3204-9DB22-.FA1	-Z H1J+H05+P00	
1.7	2.44	4187	1642	45500	O4C30.1642DE80	2LP069.-0GA.06CD0	2KJ3104-9DB22-.FW1	-Z H1J+H05+P00	
1.9	2.73	3735	1465	45500	O4C30.1465DE80	2LP069.-0GA.05CD0	2KJ3104-9DB22-.FV1	-Z H1J+H05+P00	
1.1	0.19	0.84	54887	14794	121300	O5C50.14794DE80	2LP069.-0GF.0-7ED0	2KJ3207-9DM22-.FS1	-Z H1J+H07+P00
	0.20	1.28	51791	13960	155400	O5C55.13960DE80	2LP069.-0GG.0-0FD0	2KJ3208-9DM22-.FS1	-Z H1J+H08+P00

<sup>1)</sup> The specified values refer to continuous stresses. For infrequent, brief stresses please refer to Table 1 on page 3/2.

## Planetary geared motors, coaxial



2-pole geared motors

## Selection and ordering data (continued)

$P_N$ kW	$n_2$ rpm	$f_B$ -	$T_2$ Nm	$i_{total}$ -	$F_{R2,perm}$ <sup>1)</sup> N	Short product description	FLENDER SIP planetary gear unit	SIMOGEAR geared motor	Order codes
							Article No.	Article No.	
1.1	0.20	1.58	51791	13960	216200	O5C60.13960DE80	2LP069.-0GH.0-0FD0	2KJ3208-9DM22-.FS1	-Z H1J+H08+P00
	0.21	0.72	49898	13449	107700	O5C45.13449DE80	2LP069.-0GE.0-6ED0	2KJ3207-9DM22-.FR1	-Z H1J+H07+P00
	0.21	0.92	49898	13449	121300	O5C50.13449DE80	2LP069.-0GF.0-6ED0	2KJ3207-9DM22-.FR1	-Z H1J+H07+P00
	0.22	1.41	47083	12691	155400	O5C55.12691DE80	2LP069.-0GG.0-8ED0	2KJ3208-9DM22-.FR1	-Z H1J+H08+P00
	0.22	1.73	47083	12691	216200	O5C60.12691DE80	2LP069.-0GH.0-8ED0	2KJ3208-9DM22-.FR1	-Z H1J+H08+P00
	0.25	0.84	42439	11439	107700	O5C45.11439DE80	2LP069.-0GE.0-5ED0	2KJ3207-9DM22-.FQ1	-Z H1J+H07+P00
	0.25	1.08	42439	11439	121300	O5C50.11439DE80	2LP069.-0GF.0-5ED0	2KJ3207-9DM22-.FQ1	-Z H1J+H07+P00
	0.25	1.57	42231	11383	155400	O5C55.11383DE80	2LP069.-0GG.0-7ED0	2KJ3208-9DM22-.FQ1	-Z H1J+H08+P00
	0.25	1.93	42231	11383	216200	O5C60.11383DE80	2LP069.-0GH.0-7ED0	2KJ3208-9DM22-.FQ1	-Z H1J+H08+P00
	0.27	0.93	38581	10399	107700	O5C45.10399DE80	2LP069.-0GE.0-4ED0	2KJ3207-9DM22-.FP1	-Z H1J+H07+P00
	0.27	1.19	38581	10399	121300	O5C50.10399DE80	2LP069.-0GF.0-4ED0	2KJ3207-9DM22-.FP1	-Z H1J+H07+P00
	0.28	1.75	37970	10235	155400	O5C55.10235DE80	2LP069.-0GG.0-6ED0	2KJ3208-9DM22-.FP1	-Z H1J+H08+P00
	0.28	2.15	37970	10235	216200	O5C60.10235DE80	2LP069.-0GH.0-6ED0	2KJ3208-9DM22-.FP1	-Z H1J+H08+P00
	0.31	1.04	34422	9278	107700	O5C45.9278DE80	2LP069.-0GE.0-3ED0	2KJ3207-9DM22-.FN1	-Z H1J+H07+P00
	0.31	1.33	34422	9278	121300	O5C50.9278DE80	2LP069.-0GF.0-3ED0	2KJ3207-9DM22-.FN1	-Z H1J+H07+P00
	0.31	1.93	34342	9257	155400	O5C55.9257DE80	2LP069.-0GG.0-5ED0	2KJ3208-9DM22-.FN1	-Z H1J+H08+P00
	0.31	2.38	34342	9257	216200	O5C60.9257DE80	2LP069.-0GH.0-5ED0	2KJ3208-9DM22-.FN1	-Z H1J+H08+P00
	0.32	0.77	33153	8936	80800	O5C40.8936DE80	2LP069.-0GD.0-4ED0	2KJ3206-9DM22-.FN1	-Z H1J+H06+P00
	0.33	2.09	31700	8545	155400	O5C55.8545DE80	2LP069.-0GG.0-4ED0	2KJ3208-9DM22-.FM1	-Z H1J+H08+P00
	0.33	2.58	31700	8545	216200	O5C60.8545DE80	2LP069.-0GH.0-4ED0	2KJ3208-9DM22-.FM1	-Z H1J+H08+P00
	0.34	1.16	30865	8319	107700	O5C45.8319DE80	2LP069.-0GE.0-2ED0	2KJ3207-9DM22-.FM1	-Z H1J+H07+P00
	0.34	1.49	30865	8319	121300	O5C50.8319DE80	2LP069.-0GF.0-2ED0	2KJ3207-9DM22-.FM1	-Z H1J+H07+P00
	0.35	0.85	30139	8124	80800	O5C40.8124DE80	2LP069.-0GD.0-3ED0	2KJ3206-9DM22-.FM1	-Z H1J+H06+P00
	0.36	2.28	29038	7827	155400	O5C55.7827DE80	2LP069.-0GG.0-3ED0	2KJ3208-9DM22-.FL1	-Z H1J+H08+P00
	0.36	2.81	29038	7827	216200	O5C60.7827DE80	2LP069.-0GH.0-3ED0	2KJ3208-9DM22-.FL1	-Z H1J+H08+P00
	0.38	1.28	27821	7499	107700	O5C45.7499DE80	2LP069.-0GE.0-1ED0	2KJ3207-9DM22-.FL1	-Z H1J+H07+P00
	0.38	1.65	27821	7499	121300	O5C50.7499DE80	2LP069.-0GF.0-1ED0	2KJ3207-9DM22-.FL1	-Z H1J+H07+P00
	0.39	0.77	26641	7181	76000	O5C37.7181DE80	2LP069.-0GC.0-3ED0	2KJ3206-9DM22-.FL1	-Z H1J+H06+P00
	0.39	0.96	26641	7181	80800	O5C40.7181DE80	2LP069.-0GD.0-2ED0	2KJ3206-9DM22-.FL1	-Z H1J+H06+P00
	0.41	1.39	25681	6922	107700	O5C45.6922DE80	2LP069.-0GE.0-0ED0	2KJ3207-9DM22-.FK1	-Z H1J+H07+P00
0.41	1.79	25681	6922	121300	O5C50.6922DE80	2LP069.-0GF.0-0ED0	2KJ3207-9DM22-.FK1	-Z H1J+H07+P00	
0.43	0.84	24219	6528	76000	O5C37.6528DE80	2LP069.-0GC.0-2ED0	2KJ3206-9DM22-.FK1	-Z H1J+H06+P00	
0.43	1.05	24219	6528	80800	O5C40.6528DE80	2LP069.-0GD.0-1ED0	2KJ3206-9DM22-.FK1	-Z H1J+H06+P00	
0.43	2.72	24364	6567	155400	O5C55.6567DE80	2LP069.-0GG.0-2ED0	2KJ3208-9DM22-.FK1	-Z H1J+H08+P00	
0.45	1.52	23442	6319	107700	O5C45.6319DE80	2LP069.-0GE.0-8DD0	2KJ3207-9DM22-.FJ1	-Z H1J+H07+P00	
0.45	1.96	23442	6319	121300	O5C50.6319DE80	2LP069.-0GF.0-8DD0	2KJ3207-9DM22-.FJ1	-Z H1J+H07+P00	
0.46	2.89	22930	6181	155400	O5C55.6181DE80	2LP069.-0GG.0-1ED0	2KJ3208-9DM22-.FJ1	-Z H1J+H08+P00	
0.50	0.96	21214	5718	76000	O5C37.5718DE80	2LP069.-0GC.0-1ED0	2KJ3206-9DM22-.FJ1	-Z H1J+H06+P00	
0.50	1.20	21214	5718	80800	O5C40.5718DE80	2LP069.-0GD.0-0ED0	2KJ3206-9DM22-.FJ1	-Z H1J+H06+P00	
0.51	0.74	20710	5582	69400	O5C35.5582DE80	2LP069.-0GB.0-0ED0	2KJ3204-9DM22-.FK1	-Z H1J+H05+P00	
0.54	1.04	19582	5278	76000	O5C37.5278DE80	2LP069.-0GC.0-0ED0	2KJ3206-9DM22-.FH1	-Z H1J+H06+P00	
0.54	1.30	19582	5278	80800	O5C40.5278DE80	2LP069.-0GD.0-8DD0	2KJ3206-9DM22-.FH1	-Z H1J+H06+P00	
0.54	1.84	19451	5243	107700	O5C45.5243DE80	2LP069.-0GE.0-7DD0	2KJ3207-9DM22-.FH1	-Z H1J+H07+P00	
0.54	2.36	19451	5243	121300	O5C50.5243DE80	2LP069.-0GF.0-7DD0	2KJ3207-9DM22-.FH1	-Z H1J+H07+P00	
0.57	2.53	18305	4934	121300	O5C50.4934DE80	2LP069.-0GF.0-6DD0	2KJ3207-9DM22-.FG1	-Z H1J+H07+P00	
0.58	0.84	18140	4890	69400	O5C35.4890DE80	2LP069.-0GB.0-8DD0	2KJ3204-9DM22-.FJ1	-Z H1J+H05+P00	
0.58	1.97	18132	4887	107700	O5C45.4887DE80	2LP069.-0GE.0-6DD0	2KJ3207-9DM22-.FG1	-Z H1J+H07+P00	
0.61	1.18	17338	4673	76000	O5C37.4673DE80	2LP069.-0GC.0-8DD0	2KJ3206-9DM22-.FG1	-Z H1J+H06+P00	

<sup>1)</sup> The specified values refer to continuous stresses. For infrequent, brief stresses please refer to Table 1 on page 3/2.





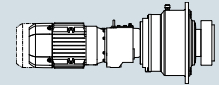
## Planetary geared motors, coaxial

## 2-pole geared motors

## Selection and ordering data (continued)

$P_N$ kW	$n_2$ rpm	$f_B$ -	$T_2$ Nm	$i_{total}$ -	$F_{R2,perm}^{1)}$ N	Short product description	FLENDER SIP planetary gear unit	SIMOGEAR geared motor	Order codes
							Article No.	Article No.	
1.1	0.61	1.47	17338	4673	80800	O5C40.4673DE80	2LP069.-0GD.0-7DD0	2KJ3206-9DM22-.FG1	-Z H1J+H06+P00
	0.61	2.07	17290	4660	107700	O5C45.4660DE80	2LP069.-0GE.0-5DD0	2KJ3207-9DM22-.FF1	-Z H1J+H07+P00
	0.61	2.66	17290	4660	121300	O5C50.4660DE80	2LP069.-0GF.0-5DD0	2KJ3207-9DM22-.FF1	-Z H1J+H07+P00
	0.63	0.91	16745	4513	69400	O5C35.4513DE80	2LP069.-0GB.0-7DD0	2KJ3204-9DM22-.FH1	-Z H1J+H05+P00
	0.71	1.03	14826	3996	69400	O5C35.3996DE80	2LP069.-0GB.0-6DD0	2KJ3204-9DM22-.FG1	-Z H1J+H05+P00
	0.71	2.43	14712	3966	107700	O5C45.3966DE80	2LP069.-0GE.0-4DD0	2KJ3207-9DM22-.FE1	-Z H1J+H07+P00
	0.73	1.41	14430	3890	76000	O5C37.3890DE80	2LP069.-0GC.0-7DD0	2KJ3206-9DM22-.FF1	-Z H1J+H06+P00
	0.73	1.77	14430	3890	80800	O5C40.3890DE80	2LP069.-0GD.0-6DD0	2KJ3206-9DM22-.FF1	-Z H1J+H06+P00
	0.77	1.50	13582	3661	76000	O5C37.3661DE80	2LP069.-0GC.0-6DD0	2KJ3206-9DM22-.FE1	-Z H1J+H06+P00
	0.77	1.88	13582	3661	80800	O5C40.3661DE80	2LP069.-0GD.0-5DD0	2KJ3206-9DM22-.FE1	-Z H1J+H06+P00
	0.83	2.83	12603	3397	107700	O5C45.3397DE80	2LP069.-0GE.0-3DD0	2KJ3207-9DM22-.FD1	-Z H1J+H07+P00
	0.85	0.83	12340	3326	45500	O5C30.3326DE80	2LP069.-0GA.0-6DD0	2KJ3204-9DM22-.FF1	-Z H1J+H05+P00
	0.85	1.24	12340	3326	69400	O5C35.3326DE80	2LP069.-0GB.0-5DD0	2KJ3204-9DM22-.FF1	-Z H1J+H05+P00
	0.86	1.68	12169	3280	76000	O5C37.3280DE80	2LP069.-0GC.0-5DD0	2KJ3206-9DM22-.FD1	-Z H1J+H06+P00
	0.86	2.10	12169	3280	80800	O5C40.3280DE80	2LP069.-0GD.0-4DD0	2KJ3206-9DM22-.FD1	-Z H1J+H06+P00
	0.91	0.88	11614	3130	45500	O5C30.3130DE80	2LP069.-0GA.0-5DD0	2KJ3204-9DM22-.FE1	-Z H1J+H05+P00
	0.91	1.32	11614	3130	69400	O5C35.3130DE80	2LP069.-0GB.0-4DD0	2KJ3204-9DM22-.FE1	-Z H1J+H05+P00
	1.0	0.98	10406	2805	45500	O5C30.2805DE80	2LP069.-0GA.0-4DD0	2KJ3204-9DM22-.FD1	-Z H1J+H05+P00
	1.0	1.47	10406	2805	69400	O5C35.2805DE80	2LP069.-0GB.0-3DD0	2KJ3204-9DM22-.FD1	-Z H1J+H05+P00
	1.0	1.97	10360	2793	76000	O5C37.2793DE80	2LP069.-0GC.0-4DD0	2KJ3206-9DM22-.FC1	-Z H1J+H06+P00
	1.0	2.01	10134	2732	76000	O4C37.2732DE80	2LP069.-0GC.0-3DD0	2KJ3106-9DM22-.FA2	-Z H1J+H06+P00
	1.0	2.46	10360	2793	80800	O5C40.2793DE80	2LP069.-0GD.0-3DD0	2KJ3206-9DM22-.FC1	-Z H1J+H06+P00
	1.0	2.52	10134	2732	80800	O4C40.2732DE80	2LP069.-0GD.0-2DD0	2KJ3106-9DM22-.FA2	-Z H1J+H06+P00
	1.1	2.22	9213	2483	76000	O4C37.2483DE80	2LP069.-0GC.0-2DD0	2KJ3106-9DM22-.FX1	-Z H1J+H06+P00
	1.1	2.77	9213	2483	80800	O4C40.2483DE80	2LP069.-0GD.0-1DD0	2KJ3106-9DM22-.FX1	-Z H1J+H06+P00
	1.2	1.15	8859	2388	45500	O5C30.2388DE80	2LP069.-0GA.0-3DD0	2KJ3204-9DM22-.FC1	-Z H1J+H05+P00
	1.2	1.18	8666	2336	45500	O4C30.2336DE80	2LP069.-0GA.0-2DD0	2KJ3104-9DM22-.FB2	-Z H1J+H05+P00
	1.2	1.73	8859	2388	69400	O5C35.2388DE80	2LP069.-0GB.0-2DD0	2KJ3204-9DM22-.FC1	-Z H1J+H05+P00
1.2	1.77	8666	2336	69400	O4C35.2336DE80	2LP069.-0GB.0-1DD0	2KJ3104-9DM22-.FB2	-Z H1J+H05+P00	
1.2	2.30	8880	2394	76000	O5C37.2394DE80	2LP069.-0GC.0-1DD0	2KJ3206-9DM22-.FB1	-Z H1J+H06+P00	
1.2	2.87	8880	2394	80800	O5C40.2394DE80	2LP069.-0GD.0-0DD0	2KJ3206-9DM22-.FB1	-Z H1J+H06+P00	
1.3	1.30	7878	2123	45500	O4C30.2123DE80	2LP069.-0GA.0-1DD0	2KJ3104-9DM22-.FA2	-Z H1J+H05+P00	
1.3	1.94	7878	2123	69400	O4C35.2123DE80	2LP069.-0GB.0-0DD0	2KJ3104-9DM22-.FA2	-Z H1J+H05+P00	
1.3	2.60	7836	2112	76000	O4C37.2112DE80	2LP069.-0GC.0-0DD0	2KJ3106-9DM22-.FW1	-Z H1J+H06+P00	
1.4	1.34	7594	2047	45500	O5C30.2047DE80	2LP069.-0GA.0-0DD0	2KJ3204-9DM22-.FB1	-Z H1J+H05+P00	
1.4	2.02	7594	2047	69400	O5C35.2047DE80	2LP069.-0GB.0-8CD0	2KJ3204-9DM22-.FB1	-Z H1J+H05+P00	
1.4	2.67	7647	2061	76000	O5C37.2061DE80	2LP069.-0GC.0-8CD0	2KJ3206-9DM22-.FA1	-Z H1J+H06+P00	
1.5	2.87	7123	1920	76000	O4C37.1920DE80	2LP069.-0GC.0-7CD0	2KJ3106-9DM22-.FV1	-Z H1J+H06+P00	
1.6	1.52	6700	1806	45500	O4C30.1806DE80	2LP069.-0GA.0-8CD0	2KJ3104-9DM22-.FX1	-Z H1J+H05+P00	
1.6	1.56	6539	1763	45500	O5C30.1763DE80	2LP069.-0GA.0-7CD0	2KJ3204-9DM22-.FA1	-Z H1J+H05+P00	
1.6	2.28	6700	1806	69400	O4C35.1806DE80	2LP069.-0GB.0-7CD0	2KJ3104-9DM22-.FX1	-Z H1J+H05+P00	
1.6	2.34	6539	1763	69400	O5C35.1763DE80	2LP069.-0GB.0-6CD0	2KJ3204-9DM22-.FA1	-Z H1J+H05+P00	
1.7	1.68	6091	1642	45500	O4C30.1642DE80	2LP069.-0GA.0-6CD0	2KJ3104-9DM22-.FW1	-Z H1J+H05+P00	
1.7	2.51	6091	1642	69400	O4C35.1642DE80	2LP069.-0GB.0-5CD0	2KJ3104-9DM22-.FW1	-Z H1J+H05+P00	
1.9	1.88	5435	1465	45500	O4C30.1465DE80	2LP069.-0GA.0-5CD0	2KJ3104-9DM22-.FV1	-Z H1J+H05+P00	
1.9	2.82	5435	1465	69400	O4C35.1465DE80	2LP069.-0GB.0-4CD0	2KJ3104-9DM22-.FV1	-Z H1J+H05+P00	
2.2	2.09	4873	1313	45500	O4C30.1313DE80	2LP069.-0GA.0-4CD0	2KJ3104-9DM22-.FU1	-Z H1J+H05+P00	
2.4	2.32	4392	1184	45500	O4C30.1184DE80	2LP069.-0GA.0-3CD0	2KJ3104-9DM22-.FT1	-Z H1J+H05+P00	

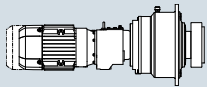
<sup>1)</sup> The specified values refer to continuous stresses. For infrequent, brief stresses please refer to Table 1 on page 3/2.



## Selection and ordering data (continued)

$P_N$ kW	$n_2$ rpm	$f_B$ -	$T_2$ Nm	$i_{total}$ -	$F_{R2,perm}^{1)}$ N	Short product description	FLENDER SIP planetary gear unit	SIMOGEAR geared motor	Order codes
							Article No.	Article No.	
1.1	2.6	2.52	4055	1093	45500	O4C30.1093DE80	2LP069.-0GA.0-2CD0	2KJ3104-9DM22.-FS1	-Z H1J+H05+P00
	2.8	2.76	3701	998	45500	O4C30.998DE80	2LP069.-0GA.0-1CD0	2KJ3104-9DM22.-FR1	-Z H1J+H05+P00
1.5	0.21	0.96	69241	13960	155400	O5C55.13960DE90	2LP069.-0GG.0-0FE0	2KJ3208-9EK22.-FS1	-Z H1J+H08+P00
	0.21	1.18	69241	13960	216200	O5C60.13960DE90	2LP069.-0GH.0-0FE0	2KJ3208-9EK22.-FS1	-Z H1J+H08+P00
	0.23	1.05	62946	12691	155400	O5C55.12691DE90	2LP069.-0GG.0-8EE0	2KJ3208-9EK22.-FR1	-Z H1J+H08+P00
	0.23	1.30	62946	12691	216200	O5C60.12691DE90	2LP069.-0GH.0-8EE0	2KJ3208-9EK22.-FR1	-Z H1J+H08+P00
	0.25	0.81	56737	11439	121300	O5C50.11439DE90	2LP069.-0GF.0-5EE0	2KJ3207-9EK22.-FQ1	-Z H1J+H07+P00
	0.25	1.17	56460	11383	155400	O5C55.11383DE90	2LP069.-0GG.0-7EE0	2KJ3208-9EK22.-FQ1	-Z H1J+H08+P00
	0.25	1.45	56460	11383	216200	O5C60.11383DE90	2LP069.-0GH.0-7EE0	2KJ3208-9EK22.-FQ1	-Z H1J+H08+P00
	0.28	0.89	51579	10399	121300	O5C50.10399DE90	2LP069.-0GF.0-4EE0	2KJ3207-9EK22.-FP1	-Z H1J+H07+P00
	0.28	1.31	50763	10235	155400	O5C55.10235DE90	2LP069.-0GG.0-6EE0	2KJ3208-9EK22.-FP1	-Z H1J+H08+P00
	0.28	1.61	50763	10235	216200	O5C60.10235DE90	2LP069.-0GH.0-6EE0	2KJ3208-9EK22.-FP1	-Z H1J+H08+P00
	0.31	0.78	46020	9278	107700	O5C45.9278DE90	2LP069.-0GE.0-3EE0	2KJ3207-9EK22.-FN1	-Z H1J+H07+P00
	0.31	1.00	46020	9278	121300	O5C50.9278DE90	2LP069.-0GF.0-3EE0	2KJ3207-9EK22.-FN1	-Z H1J+H07+P00
	0.31	1.44	45913	9257	155400	O5C55.9257DE90	2LP069.-0GG.0-5EE0	2KJ3208-9EK22.-FN1	-Z H1J+H08+P00
	0.31	1.78	45913	9257	216200	O5C60.9257DE90	2LP069.-0GH.0-5EE0	2KJ3208-9EK22.-FN1	-Z H1J+H08+P00
	0.34	1.57	42381	8545	155400	O5C55.8545DE90	2LP069.-0GG.0-4EE0	2KJ3208-9EK22.-FM1	-Z H1J+H08+P00
	0.34	1.93	42381	8545	216200	O5C60.8545DE90	2LP069.-0GH.0-4EE0	2KJ3208-9EK22.-FM1	-Z H1J+H08+P00
	0.35	0.87	41264	8319	107700	O5C45.8319DE90	2LP069.-0GE.0-2EE0	2KJ3207-9EK22.-FM1	-Z H1J+H07+P00
	0.35	1.11	41264	8319	121300	O5C50.8319DE90	2LP069.-0GF.0-2EE0	2KJ3207-9EK22.-FM1	-Z H1J+H07+P00
	0.37	1.71	38822	7827	155400	O5C55.7827DE90	2LP069.-0GG.0-3EE0	2KJ3208-9EK22.-FL1	-Z H1J+H08+P00
	0.37	2.10	38822	7827	216200	O5C60.7827DE90	2LP069.-0GH.0-3EE0	2KJ3208-9EK22.-FL1	-Z H1J+H08+P00
0.38	0.96	37195	7499	107700	O5C45.7499DE90	2LP069.-0GE.0-1EE0	2KJ3207-9EK22.-FL1	-Z H1J+H07+P00	
0.38	1.23	37195	7499	121300	O5C50.7499DE90	2LP069.-0GF.0-1EE0	2KJ3207-9EK22.-FL1	-Z H1J+H07+P00	
0.40	0.72	35617	7181	80800	O5C40.7181DE90	2LP069.-0GD.0-2EE0	2KJ3206-9EK22.-FL1	-Z H1J+H06+P00	
0.42	1.04	34333	6922	107700	O5C45.6922DE90	2LP069.-0GE.0-0EE0	2KJ3207-9EK22.-FK1	-Z H1J+H07+P00	
0.42	1.34	34333	6922	121300	O5C50.6922DE90	2LP069.-0GF.0-0EE0	2KJ3207-9EK22.-FK1	-Z H1J+H07+P00	
0.44	0.79	32379	6528	80800	O5C40.6528DE90	2LP069.-0GD.0-1EE0	2KJ3206-9EK22.-FK1	-Z H1J+H06+P00	
0.44	2.04	32573	6567	155400	O5C55.6567DE90	2LP069.-0GG.0-2EE0	2KJ3208-9EK22.-FK1	-Z H1J+H08+P00	
0.44	2.51	32573	6567	216200	O5C60.6567DE90	2LP069.-0GH.0-2EE0	2KJ3208-9EK22.-FK1	-Z H1J+H08+P00	
0.46	1.14	31341	6319	107700	O5C45.6319DE90	2LP069.-0GE.0-8DE0	2KJ3207-9EK22.-FJ1	-Z H1J+H07+P00	
0.46	1.47	31341	6319	121300	O5C50.6319DE90	2LP069.-0GF.0-8DE0	2KJ3207-9EK22.-FJ1	-Z H1J+H07+P00	
0.47	2.16	30656	6181	155400	O5C55.6181DE90	2LP069.-0GG.0-1EE0	2KJ3208-9EK22.-FJ1	-Z H1J+H08+P00	
0.47	2.66	30656	6181	216200	O5C60.6181DE90	2LP069.-0GH.0-1EE0	2KJ3208-9EK22.-FJ1	-Z H1J+H08+P00	
0.50	0.72	28362	5718	76000	O5C37.5718DE90	2LP069.-0GC.0-1EE0	2KJ3206-9EK22.-FJ1	-Z H1J+H06+P00	
0.50	0.90	28362	5718	80800	O5C40.5718DE90	2LP069.-0GD.0-0EE0	2KJ3206-9EK22.-FJ1	-Z H1J+H06+P00	
0.51	2.36	28127	5671	155400	O5C55.5671DE90	2LP069.-0GG.0-0EE0	2KJ3208-9EK22.-FH1	-Z H1J+H08+P00	
0.51	2.90	28127	5671	216200	O5C60.5671DE90	2LP069.-0GH.0-0EE0	2KJ3208-9EK22.-FH1	-Z H1J+H08+P00	
0.55	0.78	26180	5278	76000	O5C37.5278DE90	2LP069.-0GC.0-0EE0	2KJ3206-9EK22.-FH1	-Z H1J+H06+P00	
0.55	0.97	26180	5278	80800	O5C40.5278DE90	2LP069.-0GD.0-8DE0	2KJ3206-9EK22.-FH1	-Z H1J+H06+P00	
0.55	1.37	26005	5243	107700	O5C45.5243DE90	2LP069.-0GE.0-7DE0	2KJ3207-9EK22.-FH1	-Z H1J+H07+P00	
0.55	1.77	26005	5243	121300	O5C50.5243DE90	2LP069.-0GF.0-7DE0	2KJ3207-9EK22.-FH1	-Z H1J+H07+P00	
0.58	1.89	24473	4934	121300	O5C50.4934DE90	2LP069.-0GF.0-6DE0	2KJ3207-9EK22.-FG1	-Z H1J+H07+P00	
0.58	2.70	24569	4954	155400	O5C55.4954DE90	2LP069.-0GG.0-8DE0	2KJ3208-9EK22.-FG1	-Z H1J+H08+P00	
0.59	1.47	24242	4887	107700	O5C45.4887DE90	2LP069.-0GE.0-6DE0	2KJ3207-9EK22.-FG1	-Z H1J+H07+P00	
0.62	0.88	23179	4673	76000	O5C37.4673DE90	2LP069.-0GC.0-8DE0	2KJ3206-9EK22.-FG1	-Z H1J+H06+P00	
0.62	1.10	23179	4673	80800	O5C40.4673DE90	2LP069.-0GD.0-7DE0	2KJ3206-9EK22.-FG1	-Z H1J+H06+P00	
0.62	1.55	23115	4660	107700	O5C45.4660DE90	2LP069.-0GE.0-5DE0	2KJ3207-9EK22.-FF1	-Z H1J+H07+P00	

<sup>1)</sup> The specified values refer to continuous stresses. For infrequent, brief stresses please refer to Table 1 on page 3/2.



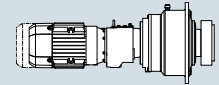
## Planetary geared motors, coaxial

## 2-pole geared motors

## Selection and ordering data (continued)

$P_N$ kW	$n_2$ rpm	$f_B$ -	$T_2$ Nm	$i_{total}$ -	$F_{R2,perm}$ <sup>1)</sup> N	Short product description	FLENDER SIP planetary gear unit	SIMOGEAR geared motor	Order codes
							Article No.	Article No.	
1.5	0.62	1.99	23115	4660	121300	O5C50.4660DE90	2LP069.-0GF.0-5DE0	2KJ3207-9EK22.-FF1	-Z H1J+H07+P00
	0.72	0.77	19821	3996	69400	O5C35.3996DE90	2LP069.-0GB.0-6DE0	2KJ3204-9EK22.-FG1	-Z H1J+H05+P00
	0.73	1.82	19669	3966	107700	O5C45.3966DE90	2LP069.-0GE.0-4DE0	2KJ3207-9EK22.-FE1	-Z H1J+H07+P00
	0.73	2.33	19669	3966	121300	O5C50.3966DE90	2LP069.-0GF.0-4DE0	2KJ3207-9EK22.-FE1	-Z H1J+H07+P00
	0.74	1.06	19292	3890	76000	O5C37.3890DE90	2LP069.-0GC.0-7DE0	2KJ3206-9EK22.-FF1	-Z H1J+H06+P00
	0.74	1.32	19292	3890	80800	O5C40.3890DE90	2LP069.-0GD.0-6DE0	2KJ3206-9EK22.-FF1	-Z H1J+H06+P00
	0.79	1.12	18158	3661	76000	O5C37.3661DE90	2LP069.-0GC.0-6DE0	2KJ3206-9EK22.-FE1	-Z H1J+H06+P00
	0.79	1.40	18158	3661	80800	O5C40.3661DE90	2LP069.-0GD.0-5DE0	2KJ3206-9EK22.-FE1	-Z H1J+H06+P00
	0.85	2.12	16849	3397	107700	O5C45.3397DE90	2LP069.-0GE.0-3DE0	2KJ3207-9EK22.-FD1	-Z H1J+H07+P00
	0.85	2.73	16849	3397	121300	O5C50.3397DE90	2LP069.-0GF.0-3DE0	2KJ3207-9EK22.-FD1	-Z H1J+H07+P00
	0.87	0.93	16497	3326	69400	O5C35.3326DE90	2LP069.-0GB.0-5DE0	2KJ3204-9EK22.-FF1	-Z H1J+H05+P00
	0.88	1.25	16269	3280	76000	O5C37.3280DE90	2LP069.-0GC.0-5DE0	2KJ3206-9EK22.-FD1	-Z H1J+H06+P00
	0.88	1.57	16269	3280	80800	O5C40.3280DE90	2LP069.-0GD.0-4DE0	2KJ3206-9EK22.-FD1	-Z H1J+H06+P00
	0.92	0.99	15527	3130	69400	O5C35.3130DE90	2LP069.-0GB.0-4DE0	2KJ3204-9EK22.-FE1	-Z H1J+H05+P00
	0.97	2.41	14815	2987	107700	O5C45.2987DE90	2LP069.-0GE.0-2DE0	2KJ3207-9EK22.-FC1	-Z H1J+H07+P00
	1.0	0.73	13912	2805	45500	O5C30.2805DE90	2LP069.-0GA.0-4DE0	2KJ3204-9EK22.-FK1	-Z H1J+H05+P00
	1.0	1.10	13912	2805	69400	O5C35.2805DE90	2LP069.-0GB.0-3DE0	2KJ3204-9EK22.-FD1	-Z H1J+H05+P00
	1.0	1.47	13851	2793	76000	O5C37.2793DE90	2LP069.-0GC.0-4DE0	2KJ3206-9EK22.-FC1	-Z H1J+H06+P00
	1.0	1.84	13851	2793	80800	O5C40.2793DE90	2LP069.-0GD.0-3DE0	2KJ3206-9EK22.-FC1	-Z H1J+H06+P00
	1.1	1.51	13548	2732	76000	O4C37.2732DE90	2LP069.-0GC.0-3DE0	2KJ3106-9EK22.-FA2	-Z H1J+H06+P00
	1.1	1.88	13548	2732	80800	O4C40.2732DE90	2LP069.-0GD.0-2DE0	2KJ3106-9EK22.-FA2	-Z H1J+H06+P00
	1.1	2.86	12499	2520	107700	O5C45.2520DE90	2LP069.-0GE.0-1DE0	2KJ3207-9EK22.-FB1	-Z H1J+H07+P00
	1.2	0.86	11844	2388	45500	O5C30.2388DE90	2LP069.-0GA.0-3DE0	2KJ3204-9EK22.-FJ1	-Z H1J+H05+P00
	1.2	0.88	11585	2336	45500	O4C30.2336DE90	2LP069.-0GA.0-2DE0	2KJ3104-9EK22.-FB2	-Z H1J+H05+P00
	1.2	1.29	11844	2388	69400	O5C35.2388DE90	2LP069.-0GB.0-2DE0	2KJ3204-9EK22.-FC1	-Z H1J+H05+P00
	1.2	1.32	11585	2336	69400	O4C35.2336DE90	2LP069.-0GB.0-1DE0	2KJ3104-9EK22.-FB2	-Z H1J+H05+P00
	1.2	1.66	12317	2483	76000	O4C37.2483DE90	2LP069.-0GC.0-2DE0	2KJ3106-9EK22.-FX1	-Z H1J+H06+P00
	1.2	1.72	11872	2394	76000	O5C37.2394DE90	2LP069.-0GC.0-1DE0	2KJ3206-9EK22.-FB1	-Z H1J+H06+P00
	1.2	2.07	12317	2483	80800	O4C40.2483DE90	2LP069.-0GD.0-1DE0	2KJ3106-9EK22.-FX1	-Z H1J+H06+P00
	1.2	2.15	11872	2394	80800	O5C40.2394DE90	2LP069.-0GD.0-0DE0	2KJ3206-9EK22.-FB1	-Z H1J+H06+P00
1.2	2.95	12104	2440	107700	O4C45.2440DE90	2LP069.-0GE.0-0DE0	2KJ3107-9EK22.-FS1	-Z H1J+H07+P00	
1.4	0.97	10532	2123	45500	O4C30.2123DE90	2LP069.-0GA.0-1DE0	2KJ3104-9EK22.-FA2	-Z H1J+H05+P00	
1.4	1.01	10152	2047	45500	O5C30.2047DE90	2LP069.-0GA.0-0DE0	2KJ3204-9EK22.-FH1	-Z H1J+H05+P00	
1.4	1.45	10532	2123	69400	O4C35.2123DE90	2LP069.-0GB.0-0DE0	2KJ3104-9EK22.-FA2	-Z H1J+H05+P00	
1.4	1.51	10152	2047	69400	O5C35.2047DE90	2LP069.-0GB.0-8CE0	2KJ3204-9EK22.-FB1	-Z H1J+H05+P00	
1.4	1.95	10476	2112	76000	O4C37.2112DE90	2LP069.-0GC.0-0DE0	2KJ3106-9EK22.-FW1	-Z H1J+H06+P00	
1.4	2.00	10223	2061	76000	O5C37.2061DE90	2LP069.-0GC.0-8CE0	2KJ3206-9EK22.-FA1	-Z H1J+H06+P00	
1.4	2.44	10476	2112	80800	O4C40.2112DE90	2LP069.-0GD.0-8CE0	2KJ3106-9EK22.-FW1	-Z H1J+H06+P00	
1.4	2.50	10223	2061	80800	O5C40.2061DE90	2LP069.-0GD.0-7CE0	2KJ3206-9EK22.-FA1	-Z H1J+H06+P00	
1.5	2.14	9523	1920	76000	O4C37.1920DE90	2LP069.-0GC.0-7CE0	2KJ3106-9EK22.-FV1	-Z H1J+H06+P00	
1.5	2.68	9523	1920	80800	O4C40.1920DE90	2LP069.-0GD.0-6CE0	2KJ3106-9EK22.-FV1	-Z H1J+H06+P00	
1.6	1.14	8958	1806	45500	O4C30.1806DE90	2LP069.-0GA.0-8CE0	2KJ3104-9EK22.-FX1	-Z H1J+H05+P00	
1.6	1.17	8742	1763	45500	O5C30.1763DE90	2LP069.-0GA.0-7CE0	2KJ3204-9EK22.-FG1	-Z H1J+H05+P00	
1.6	1.71	8958	1806	69400	O4C35.1806DE90	2LP069.-0GB.0-7CE0	2KJ3104-9EK22.-FX1	-Z H1J+H05+P00	
1.6	1.75	8742	1763	69400	O5C35.1763DE90	2LP069.-0GB.0-6CE0	2KJ3204-9EK22.-FA1	-Z H1J+H05+P00	
1.7	2.40	8497	1713	76000	O4C37.1713DE90	2LP069.-0GC.0-6CE0	2KJ3106-9EK22.-FU1	-Z H1J+H06+P00	
1.8	1.25	8143	1642	45500	O4C30.1642DE90	2LP069.-0GA.0-6CE0	2KJ3104-9EK22.-FW1	-Z H1J+H05+P00	
1.8	1.88	8143	1642	69400	O4C35.1642DE90	2LP069.-0GB.0-5CE0	2KJ3104-9EK22.-FW1	-Z H1J+H05+P00	

<sup>1)</sup> The specified values refer to continuous stresses. For infrequent, brief stresses please refer to Table 1 on page 3/2.



## Selection and ordering data (continued)

$P_N$ kW	$n_2$ rpm	$f_B$ -	$T_2$ Nm	$i_{total}$ -	$F_{R2,perm}$ <sup>1)</sup> N	Short product description	FLENDER SIP planetary gear unit	SIMOGEAR geared motor	Order codes
							Article No.	Article No.	
1.5	1.9	2.68	7619	1536	76000	O4C37.1536DE90	2LP069.-0GC.0-5CE0	2KJ3106-9EK22-.FT1	-Z H1J+H06+P00
	2.0	1.40	7266	1465	45500	O4C30.1465DE90	2LP069.-0GA.0-5CE0	2KJ3104-9EK22-.FV1	-Z H1J+H05+P00
	2.0	2.11	7266	1465	69400	O4C35.1465DE90	2LP069.-0GB.0-4CE0	2KJ3104-9EK22-.FV1	-Z H1J+H05+P00
	2.1	2.97	6867	1385	76000	O4C37.1385DE90	2LP069.-0GC.0-4CE0	2KJ3106-9EK22-.FS1	-Z H1J+H06+P00
	2.2	1.57	6515	1313	45500	O4C30.1313DE90	2LP069.-0GA.0-4CE0	2KJ3104-9EK22-.FU1	-Z H1J+H05+P00
	2.2	2.35	6515	1313	69400	O4C35.1313DE90	2LP069.-0GB.0-3CE0	2KJ3104-9EK22-.FU1	-Z H1J+H05+P00
	2.4	1.74	5872	1184	45500	O4C30.1184DE90	2LP069.-0GA.0-3CE0	2KJ3104-9EK22-.FT1	-Z H1J+H05+P00
	2.4	2.61	5872	1184	69400	O4C35.1184DE90	2LP069.-0GB.0-2CE0	2KJ3104-9EK22-.FT1	-Z H1J+H05+P00
	2.6	1.88	5421	1093	45500	O4C30.1093DE90	2LP069.-0GA.0-2CE0	2KJ3104-9EK22-.FS1	-Z H1J+H05+P00
	2.6	2.82	5421	1093	69400	O4C35.1093DE90	2LP069.-0GB.0-1CE0	2KJ3104-9EK22-.FS1	-Z H1J+H05+P00
	2.9	2.06	4948	998	45500	O4C30.998DE90	2LP069.-0GA.0-1CE0	2KJ3104-9EK22-.FR1	-Z H1J+H05+P00
	3.5	2.49	4106	828	45000	O4C30.828DE90	2LP069.-0GA.0-0CE0	2KJ3104-9EK22-.FQ1	-Z H1J+H05+P00
	3.7	2.64	3864	779	44200	O4C30.828DE90	2LP069.-0GA.0-8BE0	2KJ3104-9EK22-.FP1	-Z H1J+H05+P00
	3.9	2.80	3649	736	43400	O4C30.828DE90	2LP069.-0GA.0-7BE0	2KJ3104-9EK22-.FN1	-Z H1J+H05+P00
2.2	0.21	0.80	101488	13960	216200	O5C60.13960DE90	2LP069.-0GH.0-0FE0	2KJ3208-9EM22-.FS1	-Z H1J+H08+P00
	0.23	0.72	92262	12691	155400	O5C55.12691DE90	2LP069.-0GG.0-8EE0	2KJ3208-9EM22-.FR1	-Z H1J+H08+P00
	0.23	0.88	92262	12691	216200	O5C60.12691DE90	2LP069.-0GH.0-8EE0	2KJ3208-9EM22-.FR1	-Z H1J+H08+P00
	0.25	0.80	82755	11383	155400	O5C55.11383DE90	2LP069.-0GG.0-7EE0	2KJ3208-9EM22-.FQ1	-Z H1J+H08+P00
	0.25	0.99	82755	11383	216200	O5C60.11383DE90	2LP069.-0GH.0-7EE0	2KJ3208-9EM22-.FQ1	-Z H1J+H08+P00
	0.28	0.89	74405	10235	155400	O5C55.10235DE90	2LP069.-0GG.0-6EE0	2KJ3208-9EM22-.FP1	-Z H1J+H08+P00
	0.28	1.10	74405	10235	216200	O5C60.10235DE90	2LP069.-0GH.0-6EE0	2KJ3208-9EM22-.FP1	-Z H1J+H08+P00
	0.31	0.99	67295	9257	155400	O5C55.9257DE90	2LP069.-0GG.0-5EE0	2KJ3208-9EM22-.FN1	-Z H1J+H08+P00
	0.31	1.21	67295	9257	216200	O5C60.9257DE90	2LP069.-0GH.0-5EE0	2KJ3208-9EM22-.FN1	-Z H1J+H08+P00
	0.34	1.07	62119	8545	155400	O5C55.8545DE90	2LP069.-0GG.0-4EE0	2KJ3208-9EM22-.FM1	-Z H1J+H08+P00
	0.34	1.31	62119	8545	216200	O5C60.8545DE90	2LP069.-0GH.0-4EE0	2KJ3208-9EM22-.FM1	-Z H1J+H08+P00
	0.35	0.76	60481	8319	121300	O5C50.8319DE90	2LP069.-0GF.0-2EE0	2KJ3207-9EM22-.FM1	-Z H1J+H07+P00
	0.37	1.17	56902	7827	155400	O5C55.7827DE90	2LP069.-0GG.0-3EE0	2KJ3208-9EM22-.FL1	-Z H1J+H08+P00
	0.37	1.43	56902	7827	216200	O5C60.7827DE90	2LP069.-0GH.0-3EE0	2KJ3208-9EM22-.FL1	-Z H1J+H08+P00
	0.39	0.84	54517	7499	121300	O5C50.7499DE90	2LP069.-0GF.0-1EE0	2KJ3207-9EM22-.FL1	-Z H1J+H07+P00
	0.42	0.71	50323	6922	107700	O5C45.6922DE90	2LP069.-0GE.0-0EE0	2KJ3207-9EM22-.FK1	-Z H1J+H07+P00
	0.42	0.91	50323	6922	121300	O5C50.6922DE90	2LP069.-0GF.0-0EE0	2KJ3207-9EM22-.FK1	-Z H1J+H07+P00
	0.44	1.39	47743	6567	155400	O5C55.6567DE90	2LP069.-0GG.0-2EE0	2KJ3208-9EM22-.FK1	-Z H1J+H08+P00
	0.44	1.71	47743	6567	216200	O5C60.6567DE90	2LP069.-0GH.0-2EE0	2KJ3208-9EM22-.FK1	-Z H1J+H08+P00
	0.46	0.78	45937	6319	107700	O5C45.6319DE90	2LP069.-0GE.0-8DE0	2KJ3207-9EM22-.FJ1	-Z H1J+H07+P00
0.46	1.00	45937	6319	121300	O5C50.6319DE90	2LP069.-0GF.0-8DE0	2KJ3207-9EM22-.FJ1	-Z H1J+H07+P00	
0.47	1.48	44934	6181	155400	O5C55.6181DE90	2LP069.-0GG.0-1EE0	2KJ3208-9EM22-.FJ1	-Z H1J+H08+P00	
0.47	1.82	44934	6181	216200	O5C60.6181DE90	2LP069.-0GH.0-1EE0	2KJ3208-9EM22-.FJ1	-Z H1J+H08+P00	
0.51	1.61	41226	5671	155400	O5C55.5671DE90	2LP069.-0GG.0-0EE0	2KJ3208-9EM22-.FH1	-Z H1J+H08+P00	
0.51	1.98	41226	5671	216200	O5C60.5671DE90	2LP069.-0GH.0-0EE0	2KJ3208-9EM22-.FH1	-Z H1J+H08+P00	
0.55	0.94	38116	5243	107700	O5C45.5243DE90	2LP069.-0GE.0-7DE0	2KJ3207-9EM22-.FH1	-Z H1J+H07+P00	
0.55	1.20	38116	5243	121300	O5C50.5243DE90	2LP069.-0GF.0-7DE0	2KJ3207-9EM22-.FH1	-Z H1J+H07+P00	
0.58	1.84	36012	4954	155400	O5C55.4954DE90	2LP069.-0GG.0-8DE0	2KJ3208-9EM22-.FG1	-Z H1J+H08+P00	
0.58	2.27	36012	4954	216200	O5C60.4954DE90	2LP069.-0GH.0-8DE0	2KJ3208-9EM22-.FG1	-Z H1J+H08+P00	
0.59	1.01	35531	4887	107700	O5C45.4887DE90	2LP069.-0GE.0-6DE0	2KJ3207-9EM22-.FG1	-Z H1J+H07+P00	
0.59	1.29	35870	4934	121300	O5C50.4934DE90	2LP069.-0GF.0-6DE0	2KJ3207-9EM22-.FG1	-Z H1J+H07+P00	
0.62	0.75	33974	4673	80800	O5C40.4673DE90	2LP069.-0GD.0-7DE0	2KJ3206-9EM22-.FG1	-Z H1J+H06+P00	
0.62	1.05	33881	4660	107700	O5C45.4660DE90	2LP069.-0GE.0-5DE0	2KJ3207-9EM22-.FF1	-Z H1J+H07+P00	
0.62	1.36	33881	4660	121300	O5C50.4660DE90	2LP069.-0GF.0-5DE0	2KJ3207-9EM22-.FF1	-Z H1J+H07+P00	

<sup>1)</sup> The specified values refer to continuous stresses. For infrequent, brief stresses please refer to Table 1 on page 3/2.





## Planetary geared motors, coaxial

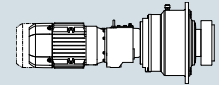
## 2-pole geared motors

## Selection and ordering data (continued)

$P_N$ kW	$n_2$ rpm	$f_B$ -	$T_2$ Nm	$i_{total}$ -	$F_{R2,perm}^{1)}$ N	Short product description	FLENDER SIP planetary gear unit	SIMOGEAR geared motor	Order codes
							Article No.	Article No.	
2.2	0.65	2.06	32242	4435	155400	O5C55.4435DE90	2LP069.-0GG.0-7DE0	2KJ3208-9EM22.-FF1	-Z H1J+H08+P00
	0.65	2.53	32242	4435	216200	O5C60.4435DE90	2LP069.-0GH.0-7DE0	2KJ3208-9EM22.-FF1	-Z H1J+H08+P00
	0.73	1.24	28829	3966	107700	O5C45.3966DE90	2LP069.-0GE.0-4DE0	2KJ3207-9EM22.-FE1	-Z H1J+H07+P00
	0.73	1.59	28829	3966	121300	O5C50.3966DE90	2LP069.-0GF.0-4DE0	2KJ3207-9EM22.-FE1	-Z H1J+H07+P00
	0.74	0.72	28277	3890	76000	O5C37.3890DE90	2LP069.-0GC.0-7DE0	2KJ3206-9EM22.-FF1	-Z H1J+H06+P00
	0.74	0.90	28277	3890	80800	O5C40.3890DE90	2LP069.-0GD.0-6DE0	2KJ3206-9EM22.-FF1	-Z H1J+H06+P00
	0.75	2.35	28191	3878	155400	O5C55.3878DE90	2LP069.-0GG.0-6DE0	2KJ3208-9EM22.-FE1	-Z H1J+H08+P00
	0.75	2.90	28191	3878	216200	O5C60.3878DE90	2LP069.-0GH.0-6DE0	2KJ3208-9EM22.-FE1	-Z H1J+H08+P00
	0.79	0.77	26614	3661	76000	O5C37.3661DE90	2LP069.-0GC.0-6DE0	2KJ3206-9EM22.-FE1	-Z H1J+H06+P00
	0.79	0.96	26614	3661	80800	O5C40.3661DE90	2LP069.-0GD.0-5DE0	2KJ3206-9EM22.-FE1	-Z H1J+H06+P00
	0.85	1.45	24696	3397	107700	O5C45.3397DE90	2LP069.-0GE.0-3DE0	2KJ3207-9EM22.-FD1	-Z H1J+H07+P00
	0.85	1.86	24696	3397	121300	O5C50.3397DE90	2LP069.-0GF.0-3DE0	2KJ3207-9EM22.-FD1	-Z H1J+H07+P00
	0.87	2.74	24198	3328	155400	O5C55.3328DE90	2LP069.-0GG.0-5DE0	2KJ3208-9EM22.-FD1	-Z H1J+H08+P00
	0.88	0.86	23846	3280	76000	O5C37.3280DE90	2LP069.-0GC.0-5DE0	2KJ3206-9EM22.-FD1	-Z H1J+H06+P00
	0.88	1.07	23846	3280	80800	O5C40.3280DE90	2LP069.-0GD.0-4DE0	2KJ3206-9EM22.-FD1	-Z H1J+H06+P00
	0.97	1.64	21714	2987	107700	O5C45.2987DE90	2LP069.-0GE.0-2DE0	2KJ3207-9EM22.-FC1	-Z H1J+H07+P00
	0.97	2.11	21714	2987	121300	O5C50.2987DE90	2LP069.-0GF.0-2DE0	2KJ3207-9EM22.-FC1	-Z H1J+H07+P00
	1.0	0.75	20391	2805	69400	O5C35.2805DE90	2LP069.-0GB.0-3DE0	2KJ3204-9EM22.-FD1	-Z H1J+H05+P00
	1.0	1.01	20302	2793	76000	O5C37.2793DE90	2LP069.-0GC.0-4DE0	2KJ3206-9EM22.-FC1	-Z H1J+H06+P00
	1.0	1.26	20302	2793	80800	O5C40.2793DE90	2LP069.-0GD.0-3DE0	2KJ3206-9EM22.-FC1	-Z H1J+H06+P00
	1.1	1.03	19858	2732	76000	O4C37.2732DE90	2LP069.-0GC.0-3DE0	2KJ3106-9EM22.-FA2	-Z H1J+H06+P00
	1.1	1.28	19858	2732	80800	O4C40.2732DE90	2LP069.-0GD.0-2DE0	2KJ3106-9EM22.-FA2	-Z H1J+H06+P00
	1.2	0.88	17360	2388	69400	O5C35.2388DE90	2LP069.-0GB.0-2DE0	2KJ3204-9EM22.-FC1	-Z H1J+H05+P00
	1.2	0.90	16981	2336	69400	O4C35.2336DE90	2LP069.-0GB.0-1DE0	2KJ3104-9EM22.-FB2	-Z H1J+H05+P00
	1.2	1.13	18053	2483	76000	O4C37.2483DE90	2LP069.-0GC.0-2DE0	2KJ3106-9EM22.-FX1	-Z H1J+H06+P00
	1.2	1.17	17401	2394	76000	O5C37.2394DE90	2LP069.-0GC.0-1DE0	2KJ3206-9EM22.-FB1	-Z H1J+H06+P00
	1.2	1.41	18053	2483	80800	O4C40.2483DE90	2LP069.-0GD.0-1DE0	2KJ3106-9EM22.-FX1	-Z H1J+H06+P00
	1.2	1.47	17401	2394	80800	O5C40.2394DE90	2LP069.-0GD.0-0DE0	2KJ3206-9EM22.-FB1	-Z H1J+H06+P00
	1.2	1.95	18320	2520	107700	O5C45.2520DE90	2LP069.-0GE.0-1DE0	2KJ3207-9EM22.-FB1	-Z H1J+H07+P00
	1.2	2.01	17741	2440	107700	O4C45.2440DE90	2LP069.-0GE.0-0DE0	2KJ3107-9EM22.-FA2	-Z H1J+H07+P00
1.2	2.51	18320	2520	121300	O5C50.2520DE90	2LP069.-0GF.0-1DE0	2KJ3207-9EM22.-FB1	-Z H1J+H07+P00	
1.2	2.59	17741	2440	121300	O4C50.2440DE90	2LP069.-0GF.0-0DE0	2KJ3107-9EM22.-FA2	-Z H1J+H07+P00	
1.3	2.21	16128	2218	107700	O4C45.2218DE90	2LP069.-0GE.0-8CE0	2KJ3107-9EM22.-FX1	-Z H1J+H07+P00	
1.3	2.24	15967	2196	107700	O5C45.2196DE90	2LP069.-0GE.0-7CE0	2KJ3207-9EM22.-FA1	-Z H1J+H07+P00	
1.3	2.85	16128	2218	121300	O4C50.2218DE90	2LP069.-0GF.0-8CE0	2KJ3107-9EM22.-FX1	-Z H1J+H07+P00	
1.3	2.88	15967	2196	121300	O5C50.2196DE90	2LP069.-0GF.0-7CE0	2KJ3207-9EM22.-FA1	-Z H1J+H07+P00	
1.4	0.99	15437	2123	69400	O4C35.2123DE90	2LP069.-0GB.0-0DE0	2KJ3104-9EM22.-FA2	-Z H1J+H05+P00	
1.4	1.03	14880	2047	69400	O5C35.2047DE90	2LP069.-0GB.0-8CE0	2KJ3204-9EM22.-FB1	-Z H1J+H05+P00	
1.4	1.33	15354	2112	76000	O4C37.2112DE90	2LP069.-0GC.0-0DE0	2KJ3106-9EM22.-FW1	-Z H1J+H06+P00	
1.4	1.36	14985	2061	76000	O5C37.2061DE90	2LP069.-0GC.0-8CE0	2KJ3206-9EM22.-FA1	-Z H1J+H06+P00	
1.4	1.66	15354	2112	80800	O4C40.2112DE90	2LP069.-0GD.0-8CE0	2KJ3106-9EM22.-FW1	-Z H1J+H06+P00	
1.4	1.70	14985	2061	80800	O5C40.2061DE90	2LP069.-0GD.0-7CE0	2KJ3206-9EM22.-FA1	-Z H1J+H06+P00	
1.5	1.46	13958	1920	76000	O4C37.1920DE90	2LP069.-0GC.0-7CE0	2KJ3106-9EM22.-FV1	-Z H1J+H06+P00	
1.5	1.83	13958	1920	80800	O4C40.1920DE90	2LP069.-0GD.0-6CE0	2KJ3106-9EM22.-FV1	-Z H1J+H06+P00	
1.5	2.47	14466	1990	107700	O4C45.1990DE90	2LP069.-0GE.0-6CE0	2KJ3107-9EM22.-FW1	-Z H1J+H07+P00	
1.6	0.78	13130	1806	45500	O4C30.1806DE90	2LP069.-0GA.0-8CE0	2KJ3104-9EM22.-FX1	-Z H1J+H05+P00	
1.6	0.80	12814	1763	45500	O5C30.1763DE90	2LP069.-0GA.0-7CE0	2KJ3204-9EM22.-FA1	-Z H1J+H05+P00	
1.6	1.17	13130	1806	69400	O4C35.1806DE90	2LP069.-0GB.0-7CE0	2KJ3104-9EM22.-FX1	-Z H1J+H05+P00	

<sup>1)</sup> The specified values refer to continuous stresses. For infrequent, brief stresses please refer to Table 1 on page 3/2.





## Selection and ordering data (continued)

$P_N$ kW	$n_2$ rpm	$f_B$ -	$T_2$ Nm	$i_{total}$ -	$F_{R2,perm}^{1)}$ N	Short product description	FLENDER SIP planetary gear unit	SIMOGEAR geared motor	Order codes
							Article No.	Article No.	
<b>2.2</b>	1.6	1.19	12814	1763	69400	O5C35.1763DE90	2LP069.-0GB.0-6CE0	2KJ3204-9EM22-.FA1	-Z H1J+H05+P00
	1.6	2.75	13007	1789	107700	O4C45.1789DE90	2LP069.-0GE.0-5CE0	2KJ3107-9EM22-.FV1	-Z H1J+H07+P00
	1.7	1.64	12454	1713	76000	O4C37.1713DE90	2LP069.-0GC.0-6CE0	2KJ3106-9EM22-.FU1	-Z H1J+H06+P00
	1.7	2.05	12454	1713	80800	O4C40.1713DE90	2LP069.-0GD.0-5CE0	2KJ3106-9EM22-.FU1	-Z H1J+H06+P00
	1.8	0.85	11936	1642	45500	O4C30.1642DE90	2LP069.-0GA.0-6CE0	2KJ3104-9EM22-.FW1	-Z H1J+H05+P00
	1.8	1.28	11936	1642	69400	O4C35.1642DE90	2LP069.-0GB.0-5CE0	2KJ3104-9EM22-.FW1	-Z H1J+H05+P00
	1.9	1.83	11167	1536	76000	O4C37.1536DE90	2LP069.-0GC.0-5CE0	2KJ3106-9EM22-.FT1	-Z H1J+H06+P00
	1.9	2.28	11167	1536	80800	O4C40.1536DE90	2LP069.-0GD.0-4CE0	2KJ3106-9EM22-.FT1	-Z H1J+H06+P00
	2.0	0.96	10650	1465	45500	O4C30.1465DE90	2LP069.-0GA.0-5CE0	2KJ3104-9EM22-.FV1	-Z H1J+H05+P00
	2.0	1.44	10650	1465	69400	O4C35.1465DE90	2LP069.-0GB.0-4CE0	2KJ3104-9EM22-.FV1	-Z H1J+H05+P00
	2.1	2.03	10066	1385	76000	O4C37.1385DE90	2LP069.-0GC.0-4CE0	2KJ3106-9EM22-.FS1	-Z H1J+H06+P00
	2.1	2.53	10066	1385	80800	O4C40.1385DE90	2LP069.-0GD.0-3CE0	2KJ3106-9EM22-.FS1	-Z H1J+H06+P00
	2.2	1.07	9549	1313	45500	O4C30.1313DE90	2LP069.-0GA.0-4CE0	2KJ3104-9EM22-.FU1	-Z H1J+H05+P00
	2.2	1.60	9549	1313	69400	O4C35.1313DE90	2LP069.-0GB.0-3CE0	2KJ3104-9EM22-.FU1	-Z H1J+H05+P00
	2.3	2.20	9291	1278	76000	O4C37.1278DE90	2LP069.-0GC.0-3CE0	2KJ3106-9EM22-.FR1	-Z H1J+H06+P00
	2.3	2.75	9291	1278	80800	O4C40.1278DE90	2LP069.-0GD.0-2CE0	2KJ3106-9EM22-.FR1	-Z H1J+H06+P00
	2.4	1.19	8607	1184	45500	O4C30.1184DE90	2LP069.-0GA.0-3CE0	2KJ3104-9EM22-.FT1	-Z H1J+H05+P00
	2.4	1.78	8607	1184	69400	O4C35.1184DE90	2LP069.-0GB.0-2CE0	2KJ3104-9EM22-.FT1	-Z H1J+H05+P00
	2.5	2.41	8481	1167	76000	O4C37.1167DE90	2LP069.-0GC.0-2CE0	2KJ3106-9EM22-.FQ1	-Z H1J+H06+P00
	2.6	1.28	7945	1093	45500	O4C30.1093DE90	2LP069.-0GA.0-2CE0	2KJ3104-9EM22-.FS1	-Z H1J+H05+P00
	2.6	1.93	7945	1093	69400	O4C35.1093DE90	2LP069.-0GB.0-1CE0	2KJ3104-9EM22-.FS1	-Z H1J+H05+P00
	2.9	1.41	7253	998	45500	O4C30.998DE90	2LP069.-0GA.0-1CE0	2KJ3104-9EM22-.FR1	-Z H1J+H05+P00
	2.9	2.11	7253	998	69300	O4C35.998DE90	2LP069.-0GB.0-0CE0	2KJ3104-9EM22-.FR1	-Z H1J+H05+P00
	3.0	2.90	7037	968	74900	O4C37.968DE90	2LP069.-0GC.0-1CE0	2KJ3106-9EM22-.FP1	-Z H1J+H06+P00
	3.5	1.70	6018	828	45500	O4C30.828DE90	2LP069.-0GA.0-0CE0	2KJ3104-9EM22-.FQ1	-Z H1J+H05+P00
	3.5	2.54	6018	828	65600	O4C35.828DE90	2LP069.-0GB.0-8BE0	2KJ3104-9EM22-.FQ1	-Z H1J+H05+P00
	3.7	1.80	5664	779	45500	O4C30.779DE90	2LP069.-0GA.0-8BE0	2KJ3104-9EM22-.FP1	-Z H1J+H05+P00
3.7	2.70	5664	779	64400	O4C35.779DE90	2LP069.-0GB.0-7BE0	2KJ3104-9EM22-.FP1	-Z H1J+H05+P00	
3.9	1.91	5349	736	45500	O4C30.736DE90	2LP069.-0GA.0-7BE0	2KJ3104-9EM22-.FN1	-Z H1J+H05+P00	
3.9	2.86	5349	736	63300	O4C35.736DE90	2LP069.-0GB.0-6BE0	2KJ3104-9EM22-.FN1	-Z H1J+H05+P00	
4.6	2.24	4552	626	45500	O4C30.626DE90	2LP069.-0GA.0-6BE0	2KJ3104-9EM22-.FM1	-Z H1J+H05+P00	
5.4	2.62	3899	536	45500	O4C30.536DE90	2LP069.-0GA.0-5BE0	2KJ3104-9EM22-.FL1	-Z H1J+H05+P00	
6.1	2.98	3428	472	45500	O4C30.472DE90	2LP069.-0GA.0-4BE0	2KJ3104-9EM22-.FK1	-Z H1J+H05+P00	
<b>3.0</b>	0.26	0.72	112692	11383	216200	O5C60.11383DE100	2LP069.-0GH.0-7EF0	2KJ3208-9FK22-.FQ1	-Z H1J+H08+P00
	0.28	0.81	101322	10235	216200	O5C60.10235DE100	2LP069.-0GH.0-6EF0	2KJ3208-9FK22-.FP1	-Z H1J+H08+P00
	0.31	0.72	91640	9257	155400	O5C55.9257DE100	2LP069.-0GG.0-5EF0	2KJ3208-9FK22-.FN1	-Z H1J+H08+P00
	0.31	0.89	91640	9257	216200	O5C60.9257DE100	2LP069.-0GH.0-5EF0	2KJ3208-9FK22-.FN1	-Z H1J+H08+P00
	0.34	0.78	84591	8545	155400	O5C55.8545DE100	2LP069.-0GG.0-4EF0	2KJ3208-9FK22-.FM1	-Z H1J+H08+P00
	0.34	0.97	84591	8545	216200	O5C60.8545DE100	2LP069.-0GH.0-4EF0	2KJ3208-9FK22-.FM1	-Z H1J+H08+P00
	0.37	0.86	77487	7827	155400	O5C55.7827DE100	2LP069.-0GG.0-3EF0	2KJ3208-9FK22-.FL1	-Z H1J+H08+P00
	0.37	1.05	77487	7827	216200	O5C60.7827DE100	2LP069.-0GH.0-3EF0	2KJ3208-9FK22-.FL1	-Z H1J+H08+P00
	0.44	1.02	65015	6567	155400	O5C55.6567DE100	2LP069.-0GG.0-2EF0	2KJ3208-9FK22-.FK1	-Z H1J+H08+P00
	0.44	1.26	65015	6567	216200	O5C60.6567DE100	2LP069.-0GH.0-2EF0	2KJ3208-9FK22-.FK1	-Z H1J+H08+P00
	0.46	0.73	62555	6319	121300	O5C50.6319DE100	2LP069.-0GF.0-8DF0	2KJ3207-9FK22-.FJ1	-Z H1J+H08+P00
	0.47	1.08	61189	6181	155400	O5C55.6181DE100	2LP069.-0GG.0-1EF0	2KJ3208-9FK22-.FJ1	-Z H1J+H08+P00
	0.47	1.33	61189	6181	216200	O5C60.6181DE100	2LP069.-0GH.0-1EF0	2KJ3208-9FK22-.FJ1	-Z H1J+H08+P00
	0.51	1.18	56140	5671	155400	O5C55.5671DE100	2LP069.-0GG.0-0EF0	2KJ3208-9FK22-.FH1	-Z H1J+H08+P00
	0.51	1.45	56140	5671	216200	O5C60.5671DE100	2LP069.-0GH.0-0EF0	2KJ3208-9FK22-.FH1	-Z H1J+H08+P00

<sup>1)</sup> The specified values refer to continuous stresses. For infrequent, brief stresses please refer to Table 1 on page 3/2.



## Planetary geared motors, coaxial

## 2-pole geared motors

## Selection and ordering data (continued)

$P_N$ kW	$n_2$ rpm	$f_B$ -	$T_2$ Nm	$i_{total}$ -	$F_{R2,perm}^{1)}$ N	Short product description	FLENDER SIP planetary gear unit	SIMOGEAR geared motor	Order codes
							Article No.	Article No.	
3.0	0.55	0.88	51905	5243	121300	O5C50.5243DE100	2LP069.-0GF.0-7DF0	2KJ3207-9FK22-.FH1	-Z H1J+H08+P00
	0.59	0.74	48385	4887	107700	O5C45.4887DE100	2LP069.-0GE.0-6DF0	2KJ3207-9FK22-.FG1	-Z H1J+H07+P00
	0.59	0.95	48847	4934	121300	O5C50.4934DE100	2LP069.-0GF.0-6DF0	2KJ3207-9FK22-.FG1	-Z H1J+H08+P00
	0.59	1.35	49040	4954	155400	O5C55.4954DE100	2LP069.-0GG.0-8DF0	2KJ3208-9FK22-.FG1	-Z H1J+H08+P00
	0.59	1.66	49040	4954	216200	O5C60.4954DE100	2LP069.-0GH.0-8DF0	2KJ3208-9FK22-.FG1	-Z H1J+H08+P00
	0.62	0.77	46137	4660	107700	O5C45.4660DE100	2LP069.-0GE.0-5DF0	2KJ3207-9FK22-.FF1	-Z H1J+H07+P00
	0.62	1.00	46137	4660	121300	O5C50.4660DE100	2LP069.-0GF.0-5DF0	2KJ3207-9FK22-.FF1	-Z H1J+H08+P00
	0.66	1.51	43906	4435	155400	O5C55.4435DE100	2LP069.-0GG.0-7DF0	2KJ3208-9FK22-.FF1	-Z H1J+H08+P00
	0.66	1.86	43906	4435	216200	O5C60.4435DE100	2LP069.-0GH.0-7DF0	2KJ3208-9FK22-.FF1	-Z H1J+H08+P00
	0.73	0.91	39259	3966	107700	O5C45.3966DE100	2LP069.-0GE.0-4DF0	2KJ3207-9FK22-.FE1	-Z H1J+H07+P00
	0.73	1.17	39259	3966	121300	O5C50.3966DE100	2LP069.-0GF.0-4DF0	2KJ3207-9FK22-.FE1	-Z H1J+H08+P00
	0.75	1.73	38390	3878	155400	O5C55.3878DE100	2LP069.-0GG.0-6DF0	2KJ3208-9FK22-.FE1	-Z H1J+H08+P00
	0.75	2.13	38390	3878	216200	O5C60.3878DE100	2LP069.-0GH.0-6DF0	2KJ3208-9FK22-.FE1	-Z H1J+H08+P00
	0.79	0.70	36242	3661	80800	O5C40.3661DE100	2LP069.-0GD.0-5DF0	2KJ3206-9FK22-.FE1	-Z H1J+H06+P00
	0.86	1.06	33631	3397	107700	O5C45.3397DE100	2LP069.-0GE.0-3DF0	2KJ3207-9FK22-.FD1	-Z H1J+H07+P00
	0.86	1.37	33631	3397	121300	O5C50.3397DE100	2LP069.-0GF.0-3DF0	2KJ3207-9FK22-.FD1	-Z H1J+H08+P00
	0.87	2.01	32952	3328	155400	O5C55.3328DE100	2LP069.-0GG.0-5DF0	2KJ3208-9FK22-.FD1	-Z H1J+H08+P00
	0.87	2.48	32952	3328	216200	O5C60.3328DE100	2LP069.-0GH.0-5DF0	2KJ3208-9FK22-.FD1	-Z H1J+H08+P00
	0.89	0.79	32473	3280	80800	O5C40.3280DE100	2LP069.-0GD.0-4DF0	2KJ3206-9FK22-.FD1	-Z H1J+H06+P00
	0.97	1.21	29570	2987	107700	O5C45.2987DE100	2LP069.-0GE.0-2DF0	2KJ3207-9FK22-.FC1	-Z H1J+H07+P00
	0.97	1.55	29570	2987	121300	O5C50.2987DE100	2LP069.-0GF.0-2DF0	2KJ3207-9FK22-.FC1	-Z H1J+H08+P00
	0.99	2.28	29127	2942	155400	O5C55.2942DE100	2LP069.-0GG.0-4DF0	2KJ3208-9FK22-.FC1	-Z H1J+H08+P00
	0.99	2.80	29127	2942	216200	O5C60.2942DE100	2LP069.-0GH.0-4DF0	2KJ3208-9FK22-.FC1	-Z H1J+H08+P00
	1.0	0.74	27646	2793	76000	O5C37.2793DE100	2LP069.-0GC.0-0EF0	2KJ3206-9FK22-.FH1	-Z H1J+H06+P00
	1.0	0.92	27646	2793	80800	O5C40.2793DE100	2LP069.-0GD.0-3DF0	2KJ3206-9FK22-.FC1	-Z H1J+H06+P00
	1.1	2.68	24768	2502	155400	O5C55.2502DE100	2LP069.-0GG.0-2DF0	2KJ3208-9FK22-.FB1	-Z H1J+H08+P00
	1.2	0.86	23697	2394	76000	O5C37.2394DE100	2LP069.-0GC.0-8DF0	2KJ3206-9FK22-.FG1	-Z H1J+H06+P00
	1.2	1.08	23697	2394	80800	O5C40.2394DE100	2LP069.-0GD.0-0DF0	2KJ3206-9FK22-.FB1	-Z H1J+H06+P00
	1.2	1.43	24947	2520	107700	O5C45.2520DE100	2LP069.-0GE.0-1DF0	2KJ3207-9FK22-.FB1	-Z H1J+H07+P00
	1.2	1.84	24947	2520	121300	O5C50.2520DE100	2LP069.-0GF.0-1DF0	2KJ3207-9FK22-.FB1	-Z H1J+H08+P00
1.2	2.09	21963	2218	121300	O4C50.2218DE100	2LP069.-0GF.0-8CF0	2KJ3107-9FK22-.FX1	-Z H1J+H07+P00	
1.2	2.61	25438	2570	155400	O4C55.2570DE100	2LP069.-0GG.0-3DF0	2KJ3108-9FK22-.FA2	-Z H1J+H08+P00	
1.3	1.64	21743	2196	107700	O5C45.2196DE100	2LP069.-0GE.0-7CF0	2KJ3207-9FK22-.FA1	-Z H1J+H07+P00	
1.3	1.90	24159	2440	121300	O4C50.2440DE100	2LP069.-0GF.0-0DF0	2KJ3107-9FK22-.FA2	-Z H1J+H07+P00	
1.3	2.11	21743	2196	121300	O5C50.2196DE100	2LP069.-0GF.0-7CF0	2KJ3207-9FK22-.FA1	-Z H1J+H08+P00	
1.3	2.89	22966	2320	155400	O4C55.2320DE100	2LP069.-0GG.0-1DF0	2KJ3108-9FK22-.FX1	-Z H1J+H08+P00	
1.4	0.76	20263	2047	69400	O5C35.2047DE100	2LP069.-0GB.0-8CF0	2KJ3204-9FK22-.FB1	-Z H1J+H05+P00	
1.4	1.00	20405	2061	76000	O5C37.2061DE100	2LP069.-0GC.0-7DF0	2KJ3206-9FK22-.FF1	-Z H1J+H06+P00	
1.4	1.22	20909	2112	80800	O4C40.2112DE100	2LP069.-0GD.0-8CF0	2KJ3106-9FK22-.FW1	-Z H1J+H06+P00	
1.4	1.25	20405	2061	80800	O5C40.2061DE100	2LP069.-0GD.0-7CF0	2KJ3206-9FK22-.FA1	-Z H1J+H06+P00	
1.5	1.34	19008	1920	80800	O4C40.1920DE100	2LP069.-0GD.0-6CF0	2KJ3106-9FK22-.FV1	-Z H1J+H06+P00	
1.5	1.81	19700	1990	107700	O4C45.1990DE100	2LP069.-0GE.0-6CF0	2KJ3107-9FK22-.FW1	-Z H1J+H07+P00	
1.5	2.33	19700	1990	121300	O4C50.1990DE100	2LP069.-0GF.0-6CF0	2KJ3107-9FK22-.FW1	-Z H1J+H07+P00	
1.6	2.02	17712	1789	107700	O4C45.1789DE100	2LP069.-0GE.0-5CF0	2KJ3107-9FK22-.FV1	-Z H1J+H07+P00	
1.6	2.59	17712	1789	121300	O4C50.1789DE100	2LP069.-0GF.0-5CF0	2KJ3107-9FK22-.FV1	-Z H1J+H07+P00	
1.7	0.88	17449	1763	69400	O5C35.1763DE100	2LP069.-0GB.0-6CF0	2KJ3204-9FK22-.FA1	-Z H1J+H05+P00	
1.7	1.20	16959	1713	76000	O4C37.1713DE100	2LP069.-0GC.0-6CF0	2KJ3106-9FK22-.FU1	-Z H1J+H06+P00	
1.7	1.50	16959	1713	80800	O4C40.1713DE100	2LP069.-0GD.0-5CF0	2KJ3106-9FK22-.FU1	-Z H1J+H06+P00	

<sup>1)</sup> The specified values refer to continuous stresses. For infrequent, brief stresses please refer to Table 1 on page 3/2.



## Selection and ordering data (continued)

$P_N$ kW	$n_2$ rpm	$f_B$ -	$T_2$ Nm	$i_{total}$ -	$F_{R2,perm}$ <sup>1)</sup> N	Short product description	FLENDER SIP planetary gear unit	SIMOGEAR geared motor	Order codes
							Article No.	Article No.	
3.0	1.7	2.63	17481	1766	121300	O4C50.1766DE100	2LP069.-0GF.0-4CF0	2KJ3108-9FK22-.FU1	-Z H1J+H08+P00
	1.8	2.23	16019	1618	107700	O4C45.1618DE100	2LP069.-0GE.0-4CF0	2KJ3107-9FK22-.FU1	-Z H1J+H07+P00
	1.9	1.34	15206	1536	76000	O4C37.1536DE100	2LP069.-0GC.0-5CF0	2KJ3106-9FK22-.FT1	-Z H1J+H06+P00
	1.9	1.68	15206	1536	80800	O4C40.1536DE100	2LP069.-0GD.0-4CF0	2KJ3106-9FK22-.FT1	-Z H1J+H06+P00
	1.9	2.42	14787	1494	107700	O4C45.1494DE100	2LP069.-0GE.0-3CF0	2KJ3107-9FK22-.FT1	-Z H1J+H07+P00
	2.0	0.70	14502	1465	45500	O4C30.1465DE100	2LP069.-0GA.0-5CF0	2KJ3104-9FK22-.FV1	-Z H1J+H05+P00
	2.0	1.06	14502	1465	69400	O4C35.1465DE100	2LP069.-0GB.0-4CF0	2KJ3104-9FK22-.FV1	-Z H1J+H05+P00
	2.1	1.49	13707	1385	76000	O4C37.1385DE100	2LP069.-0GC.0-4CF0	2KJ3106-9FK22-.FS1	-Z H1J+H06+P00
	2.1	1.86	13707	1385	80800	O4C40.1385DE100	2LP069.-0GD.0-3CF0	2KJ3106-9FK22-.FS1	-Z H1J+H06+P00
	2.1	2.64	13545	1368	107700	O4C45.1368DE100	2LP069.-0GE.0-2CF0	2KJ3107-9FK22-.FS1	-Z H1J+H07+P00
	2.2	0.78	13003	1313	45500	O4C30.1313DE100	2LP069.-0GA.0-4CF0	2KJ3104-9FK22-.FU1	-Z H1J+H05+P00
	2.2	1.18	13003	1313	69400	O4C35.1313DE100	2LP069.-0GB.0-3CF0	2KJ3104-9FK22-.FU1	-Z H1J+H05+P00
	2.3	1.61	12652	1278	76000	O4C37.1278DE100	2LP069.-0GC.0-3CF0	2KJ3106-9FK22-.FR1	-Z H1J+H06+P00
	2.3	2.02	12652	1278	80800	O4C40.1278DE100	2LP069.-0GD.0-2CF0	2KJ3106-9FK22-.FR1	-Z H1J+H06+P00
	2.5	0.87	11721	1184	45500	O4C30.1184DE100	2LP069.-0GA.0-3CF0	2KJ3104-9FK22-.FT1	-Z H1J+H05+P00
	2.5	1.31	11721	1184	69400	O4C35.1184DE100	2LP069.-0GB.0-2CF0	2KJ3104-9FK22-.FT1	-Z H1J+H05+P00
	2.5	1.77	11550	1167	76000	O4C37.1167DE100	2LP069.-0GC.0-2CF0	2KJ3106-9FK22-.FQ1	-Z H1J+H06+P00
	2.5	2.21	11550	1167	80800	O4C40.1167DE100	2LP069.-0GD.0-1CF0	2KJ3106-9FK22-.FQ1	-Z H1J+H06+P00
	2.7	0.94	10819	1093	45500	O4C30.1093DE100	2LP069.-0GA.0-2CF0	2KJ3104-9FK22-.FS1	-Z H1J+H05+P00
	2.7	1.41	10819	1093	69400	O4C35.1093DE100	2LP069.-0GB.0-1CF0	2KJ3104-9FK22-.FS1	-Z H1J+H05+P00
	2.9	1.03	9876	998	45500	O4C30.998DE100	2LP069.-0GA.0-1CF0	2KJ3104-9FK22-.FR1	-Z H1J+H05+P00
	2.9	1.55	9876	998	69200	O4C35.998DE100	2LP069.-0GB.0-0CF0	2KJ3104-9FK22-.FR1	-Z H1J+H05+P00
	3.0	2.13	9583	968	74800	O4C37.968DE100	2LP069.-0GC.0-1CF0	2KJ3106-9FK22-.FP1	-Z H1J+H06+P00
	3.0	2.66	9583	968	77100	O4C40.968DE100	2LP069.-0GD.0-0CF0	2KJ3106-9FK22-.FP1	-Z H1J+H06+P00
	3.2	2.26	9019	911	73500	O4C37.911DE100	2LP069.-0GC.0-0CF0	2KJ3106-9FK22-.FN1	-Z H1J+H06+P00
	3.4	2.40	8518	860	72200	O4C37.860DE100	2LP069.-0GC.0-8BF0	2KJ3106-9FK22-.FM1	-Z H1J+H06+P00
	3.4	2.98	8573	866	74600	O4C40.866DE100	2LP069.-0GD.0-8BF0	2KJ3107-9FK22-.FN1	-Z H1J+H06+P00
3.5	1.25	8195	828	44900	O4C30.828DE100	2LP069.-0GA.0-0CF0	2KJ3104-9FK22-.FQ1	-Z H1J+H05+P00	
3.5	1.87	8195	828	65500	O4C35.828DE100	2LP069.-0GB.0-8BF0	2KJ3104-9FK22-.FQ1	-Z H1J+H05+P00	
3.7	1.32	7713	779	44100	O4C30.779DE100	2LP069.-0GA.0-8BF0	2KJ3104-9FK22-.FP1	-Z H1J+H05+P00	
3.7	1.98	7713	779	64300	O4C35.779DE100	2LP069.-0GB.0-7BF0	2KJ3104-9FK22-.FP1	-Z H1J+H05+P00	
4.0	1.40	7284	736	43300	O4C30.736DE100	2LP069.-0GA.0-7BF0	2KJ3104-9FK22-.FN1	-Z H1J+H05+P00	
4.0	2.10	7284	736	63200	O4C35.736DE100	2LP069.-0GB.0-6BF0	2KJ3104-9FK22-.FN1	-Z H1J+H05+P00	
4.0	2.82	7248	732	68800	O4C37.732DE100	2LP069.-0GC.0-7BF0	2KJ3106-9FK22-.FL1	-Z H1J+H06+P00	
4.6	1.65	6198	626	41300	O4C30.626DE100	2LP069.-0GA.0-6BF0	2KJ3104-9FK22-.FM1	-Z H1J+H05+P00	
4.6	2.47	6198	626	60200	O4C35.626DE100	2LP069.-0GB.0-5BF0	2KJ3104-9FK22-.FM1	-Z H1J+H05+P00	
5.4	1.92	5310	536	39400	O4C30.536DE100	2LP069.-0GA.0-5BF0	2KJ3104-9FK22-.FL1	-Z H1J+H05+P00	
5.4	2.88	5310	536	57500	O4C35.536DE100	2LP069.-0GB.0-4BF0	2KJ3104-9FK22-.FL1	-Z H1J+H05+P00	
6.2	2.19	4669	472	37900	O4C30.472DE100	2LP069.-0GA.0-4BF0	2KJ3104-9FK22-.FK1	-Z H1J+H05+P00	
7.3	2.59	3939	398	36000	O4C30.398DE100	2LP069.-0GA.0-3BF0	2KJ3104-9FK22-.FJ1	-Z H1J+H05+P00	
8.4	2.97	3433	347	34600	O4C30.347DE100	2LP069.-0GA.0-2BF0	2KJ3104-9FK22-.FH1	-Z H1J+H05+P00	
4.0	0.35	0.74	110224	8545	216200	O5C60.8545DE112	2LP069.-0GH.0-4EG0	2KJ3208-9GG22-.FM1	-Z H1J+H08+P00
	0.38	0.81	100968	7827	216200	O5C60.7827DE112	2LP069.-0GH.0-3EG0	2KJ3208-9GG22-.FL1	-Z H1J+H08+P00
	0.45	0.78	84716	6567	155400	O5C55.6567DE112	2LP069.-0GG.0-2EG0	2KJ3208-9GG22-.FK1	-Z H1J+H08+P00
	0.45	0.96	84716	6567	216200	O5C60.6567DE112	2LP069.-0GH.0-2EG0	2KJ3208-9GG22-.FK1	-Z H1J+H08+P00
	0.48	0.83	79731	6181	155400	O5C55.6181DE112	2LP069.-0GG.0-1EG0	2KJ3208-9GG22-.FJ1	-Z H1J+H08+P00
	0.48	1.02	79731	6181	216200	O5C60.6181DE112	2LP069.-0GH.0-1EG0	2KJ3208-9GG22-.FJ1	-Z H1J+H08+P00
	0.52	0.91	73152	5671	155400	O5C55.5671DE112	2LP069.-0GG.0-0EG0	2KJ3208-9GG22-.FH1	-Z H1J+H08+P00

<sup>1)</sup> The specified values refer to continuous stresses. For infrequent, brief stresses please refer to Table 1 on page 3/2.



## Planetary geared motors, coaxial

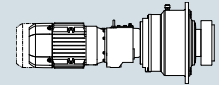
## 2-pole geared motors

## Selection and ordering data (continued)

$P_N$	$n_2$	$f_B$	$T_2$	$i_{total}$	$F_{R2,perm}^{1)}$	Short product description	FLENDER SIP planetary gear unit	SIMOGEAR geared motor	Order codes
kW	rpm	-	Nm	-	N		Article No.	Article No.	
4.0	0.52	1.12	73152	5671	216200	O5C60.5671DE112	2LP069.-0GH.0-0EG0	2KJ3208-9GG22-.FH1	-Z H1J+H08+P00
	0.60	0.73	63649	4934	121300	O5C50.4934DE112	2LP069.-0GF.0-6DG0	2KJ3207-9GG22-.FG1	-Z H1J+H07+P00
	0.60	1.04	63900	4954	155400	O5C55.4954DE112	2LP069.-0GG.0-8DG0	2KJ3208-9GG22-.FG1	-Z H1J+H08+P00
	0.60	1.28	63900	4954	216200	O5C60.4954DE112	2LP069.-0GH.0-8DG0	2KJ3208-9GG22-.FG1	-Z H1J+H08+P00
	0.63	0.76	60118	4660	121300	O5C50.4660DE112	2LP069.-0GF.0-5DG0	2KJ3207-9GG22-.FF1	-Z H1J+H07+P00
	0.67	1.16	57211	4435	155400	O5C55.4435DE112	2LP069.-0GG.0-7DG0	2KJ3208-9GG22-.FF1	-Z H1J+H08+P00
	0.67	1.43	57211	4435	216200	O5C60.4435DE112	2LP069.-0GH.0-7DG0	2KJ3208-9GG22-.FF1	-Z H1J+H08+P00
	0.74	0.70	51155	3966	121300	O5C50.3966DE112	2LP069.-0GF.0-4DG0	2KJ3207-9GG22-.FE1	-Z H1J+H07+P00
	0.74	0.90	51155	3966	107700	O5C45.3966DE112	2LP069.-0GE.0-4DG0	2KJ3207-9GG22-.FE1	-Z H1J+H07+P00
	0.76	1.33	50023	3878	155400	O5C55.3878DE112	2LP069.-0GG.0-6DG0	2KJ3208-9GG22-.FE1	-Z H1J+H08+P00
	0.76	1.63	50023	3878	216200	O5C60.3878DE112	2LP069.-0GH.0-6DG0	2KJ3208-9GG22-.FE1	-Z H1J+H08+P00
	0.87	0.81	43822	3397	121300	O5C50.3397DE112	2LP069.-0GF.0-3DG0	2KJ3207-9GG22-.FD1	-Z H1J+H07+P00
	0.87	1.05	43822	3397	107700	O5C45.3397DE112	2LP069.-0GE.0-3DG0	2KJ3207-9GG22-.FD1	-Z H1J+H07+P00
	0.89	1.54	42937	3328	155400	O5C55.3328DE112	2LP069.-0GG.0-5DG0	2KJ3208-9GG22-.FD1	-Z H1J+H08+P00
	0.89	1.90	42937	3328	216200	O5C60.3328DE112	2LP069.-0GH.0-5DG0	2KJ3208-9GG22-.FD1	-Z H1J+H08+P00
	0.99	0.93	38530	2987	121300	O5C50.2987DE112	2LP069.-0GF.0-2DG0	2KJ3207-9GG22-.FC1	-Z H1J+H07+P00
	0.99	1.19	38530	2987	107700	O5C45.2987DE112	2LP069.-0GE.0-2DG0	2KJ3207-9GG22-.FC1	-Z H1J+H07+P00
	1.0	1.75	37953	2942	155400	O5C55.2942DE112	2LP069.-0GG.0-4DG0	2KJ3208-9GG22-.FC1	-Z H1J+H08+P00
	1.0	2.15	37953	2942	216200	O5C60.2942DE112	2LP069.-0GH.0-4DG0	2KJ3208-9GG22-.FC1	-Z H1J+H08+P00
	1.1	0.71	36024	2793	80800	O5C40.2793DE112	2LP069.-0GD.0-3DG0	2KJ3206-9GG22-.FC1	-Z H1J+H06+P00
	1.2	0.83	30877	2394	80800	O5C40.2394DE112	2LP069.-0GD.0-0DG0	2KJ3206-9GG22-.FB1	-Z H1J+H06+P00
	1.2	1.10	32507	2520	121300	O5C50.2520DE112	2LP069.-0GF.0-1DG0	2KJ3207-9GG22-.FB1	-Z H1J+H07+P00
	1.2	1.26	32507	2520	107700	O5C45.2520DE112	2LP069.-0GE.0-1DG0	2KJ3207-9GG22-.FB1	-Z H1J+H07+P00
	1.2	1.41	31480	2440	121300	O4C50.2440DE112	2LP069.-0GF.0-0DG0	2KJ3107-9GG22-.FA2	-Z H1J+H07+P00
	1.2	1.46	28332	2196	107700	O5C45.2196DE112	2LP069.-0GE.0-7CG0	2KJ3207-9GG22-.FA1	-Z H1J+H07+P00
	1.2	2.00	33147	2570	155400	O4C55.2570DE112	2LP069.-0GG.0-3DG0	2KJ3108-9GG22-.FA2	-Z H1J+H08+P00
	1.2	2.06	32273	2502	155400	O5C55.2502DE112	2LP069.-0GG.0-2DG0	2KJ3208-9GG22-.FB1	-Z H1J+H08+P00
	1.2	2.46	33147	2570	216200	O4C60.2570DE112	2LP069.-0GH.0-3DG0	2KJ3108-9GG22-.FA2	-Z H1J+H08+P00
	1.2	2.53	32273	2502	216200	O5C60.2502DE112	2LP069.-0GH.0-2DG0	2KJ3208-9GG22-.FB1	-Z H1J+H08+P00
	1.3	1.39	28618	2218	121300	O4C50.2218DE112	2LP069.-0GF.0-8CG0	2KJ3107-9GG22-.FX1	-Z H1J+H07+P00
	1.3	1.55	28332	2196	121300	O5C50.2196DE112	2LP069.-0GF.0-7CG0	2KJ3207-9GG22-.FA1	-Z H1J+H07+P00
	1.3	1.60	25669	1990	107700	O4C45.1990DE112	2LP069.-0GE.0-6CG0	2KJ3107-9GG22-.FW1	-Z H1J+H07+P00
1.3	1.62	23079	1789	107700	O4C45.1789DE112	2LP069.-0GE.0-5CG0	2KJ3107-9GG22-.FV1	-Z H1J+H07+P00	
1.3	2.22	29926	2320	155400	O4C55.2320DE112	2LP069.-0GG.0-1DG0	2KJ3108-9GG22-.FX1	-Z H1J+H08+P00	
1.3	2.73	29926	2320	216200	O4C60.2320DE112	2LP069.-0GH.0-1DG0	2KJ3108-9GG22-.FX1	-Z H1J+H08+P00	
1.4	0.77	26589	2061	76000	O5C37.2061DE112	2LP069.-0GC.0-8CG0	2KJ3206-9GG22-.FA1	-Z H1J+H06+P00	
1.4	0.96	26589	2061	80800	O5C40.2061DE112	2LP069.-0GD.0-7CG0	2KJ3206-9GG22-.FA1	-Z H1J+H06+P00	
1.4	2.40	27663	2144	155400	O5C55.2144DE112	2LP069.-0GG.0-0DG0	2KJ3208-9GG22-.FA1	-Z H1J+H08+P00	
1.4	2.44	27146	2104	155400	O4C55.2104DE112	2LP069.-0GG.0-8CG0	2KJ3108-9GG22-.FW1	-Z H1J+H08+P00	
1.4	2.95	27663	2144	216200	O5C60.2144DE112	2LP069.-0GH.0-0DG0	2KJ3208-9GG22-.FA1	-Z H1J+H08+P00	
1.5	1.79	25669	1990	121300	O4C50.1990DE112	2LP069.-0GF.0-6CG0	2KJ3107-9GG22-.FW1	-Z H1J+H07+P00	
1.5	2.65	25058	1942	155400	O4C55.1942DE112	2LP069.-0GG.0-7CG0	2KJ3108-9GG22-.FV1	-Z H1J+H08+P00	
1.7	0.92	22099	1713	76000	O4C37.1713DE112	2LP069.-0GC.0-6CG0	2KJ3106-9GG22-.FU1	-Z H1J+H06+P00	
1.7	1.15	22099	1713	80800	O4C40.1713DE112	2LP069.-0GD.0-5CG0	2KJ3106-9GG22-.FU1	-Z H1J+H06+P00	
1.7	1.99	23079	1789	121300	O4C50.1789DE112	2LP069.-0GF.0-5CG0	2KJ3107-9GG22-.FV1	-Z H1J+H07+P00	
1.7	2.02	22778	1766	121300	O4C50.1766DE112	2LP069.-0GF.0-4CG0	2KJ3108-9GG22-.FU1	-Z H1J+H07+P00	
1.7	2.91	22778	1766	155400	O4C55.1766DE112	2LP069.-0GG.0-6CG0	2KJ3108-9GG22-.FU1	-Z H1J+H08+P00	
1.8	1.71	20874	1618	107700	O4C45.1618DE112	2LP069.-0GE.0-4CG0	2KJ3107-9GG22-.FU1	-Z H1J+H07+P00	

<sup>1)</sup> The specified values refer to continuous stresses. For infrequent, brief stresses please refer to Table 1 on page 3/2.





## Selection and ordering data (continued)

$P_N$ kW	$n_2$ rpm	$f_B$ -	$T_2$ Nm	$i_{total}$ -	$F_{R2,perm}$ <sup>1)</sup> N	Short product description	FLENDER SIP planetary gear unit	SIMOGEAR geared motor	Order codes
							Article No.	Article No.	
4.0	1.9	1.03	19814	1536	76000	O4C37.1536DE112	2LP069.-0GC.0-5CG0	2KJ3106-9GG22-.FT1	-Z H1J+H06+P00
	1.9	1.29	19814	1536	80800	O4C40.1536DE112	2LP069.-0GD.0-4CG0	2KJ3106-9GG22-.FT1	-Z H1J+H06+P00
	2.0	0.81	18897	1465	69400	O4C35.1465DE112	2LP069.-0GB.0-5CG0	2KJ3104-9GG22-.FW1	-Z H1J+H06+P00
	2.0	1.85	19288	1495	121300	O4C50.1495DE112	2LP069.-0GF.0-3CG0	2KJ3108-9GG22-.FT1	-Z H1J+H07+P00
	2.0	2.38	19268	1494	107700	O4C45.1494DE112	2LP069.-0GE.0-3CG0	2KJ3107-9GG22-.FT1	-Z H1J+H07+P00
	2.1	1.14	17860	1385	76000	O4C37.1385DE112	2LP069.-0GC.0-4CG0	2KJ3106-9GG22-.FS1	-Z H1J+H06+P00
	2.1	1.43	17860	1385	80800	O4C40.1385DE112	2LP069.-0GD.0-3CG0	2KJ3106-9GG22-.FS1	-Z H1J+H06+P00
	2.1	2.53	18154	1407	121300	O4C50.1407DE112	2LP069.-0GF.0-2CG0	2KJ3108-9GG22-.FS1	-Z H1J+H07+P00
	2.2	2.02	17650	1368	107700	O4C45.1368DE112	2LP069.-0GE.0-2CG0	2KJ3107-9GG22-.FS1	-Z H1J+H07+P00
	2.3	0.90	16944	1313	69400	O4C35.1313DE112	2LP069.-0GB.0-4CG0	2KJ3104-9GG22-.FV1	-Z H1J+H06+P00
	2.3	1.24	16487	1278	76000	O4C37.1278DE112	2LP069.-0GC.0-3CG0	2KJ3106-9GG22-.FR1	-Z H1J+H06+P00
	2.3	1.55	16487	1278	80800	O4C40.1278DE112	2LP069.-0GD.0-2CG0	2KJ3106-9GG22-.FR1	-Z H1J+H06+P00
	2.3	2.74	16764	1300	121300	O4C50.1300DE112	2LP069.-0GF.0-1CG0	2KJ3108-9GG22-.FR1	-Z H1J+H07+P00
	2.5	1.00	15273	1184	69400	O4C35.1184DE112	2LP069.-0GB.0-3CG0	2KJ3104-9GG22-.FU1	-Z H1J+H06+P00
	2.5	1.36	15050	1167	76000	O4C37.1167DE112	2LP069.-0GC.0-2CG0	2KJ3106-9GG22-.FQ1	-Z H1J+H06+P00
	2.5	1.70	15050	1167	80800	O4C40.1167DE112	2LP069.-0GD.0-1CG0	2KJ3106-9GG22-.FQ1	-Z H1J+H06+P00
	2.6	2.41	14809	1148	107700	O4C45.1148DE112	2LP069.-0GE.0-1CG0	2KJ3107-9GG22-.FR1	-Z H1J+H07+P00
	2.7	0.72	14098	1093	45500	O4C30.1093DE112	2LP069.-0GA.0-2CG0	2KJ3104-9GG22-.FS1	-Z H1J+H05+P00
	2.7	1.09	14098	1093	69400	O4C35.1093DE112	2LP069.-0GB.0-2CG0	2KJ3104-9GG22-.FT1	-Z H1J+H06+P00
	2.7	2.56	13938	1080	107700	O4C45.1080DE112	2LP069.-0GE.0-0CG0	2KJ3107-9GG22-.FQ1	-Z H1J+H07+P00
	3.0	2.79	12788	991	107700	O4C45.991DE112	2LP069.-0GE.0-8BG0	2KJ3107-9GG22-.FP1	-Z H1J+H07+P00
	3.0	0.79	12869	998	45500	O4C30.998DE112	2LP069.-0GA.0-1CG0	2KJ3104-9GG22-.FR1	-Z H1J+H05+P00
	3.0	1.19	12869	998	68900	O4C35.998DE112	2LP069.-0GB.0-1CG0	2KJ3104-9GG22-.FS1	-Z H1J+H06+P00
	3.1	1.63	12487	968	74500	O4C37.968DE112	2LP069.-0GC.0-1CG0	2KJ3106-9GG22-.FP1	-Z H1J+H06+P00
	3.1	2.04	12487	968	76800	O4C40.968DE112	2LP069.-0GD.0-0CG0	2KJ3106-9GG22-.FP1	-Z H1J+H06+P00
	3.2	1.74	11753	911	73100	O4C37.911DE112	2LP069.-0GC.0-0CG0	2KJ3106-9GG22-.FN1	-Z H1J+H06+P00
	3.4	1.84	11100	860	71900	O4C37.860DE112	2LP069.-0GC.0-8BG0	2KJ3106-9GG22-.FM1	-Z H1J+H06+P00
	3.4	2.28	11170	866	74200	O4C40.866DE112	2LP069.-0GD.0-8BG0	2KJ3107-9GG22-.FN1	-Z H1J+H06+P00
	3.6	0.96	10678	828	44700	O4C30.828DE112	2LP069.-0GA.0-0CG0	2KJ3104-9GG22-.FQ1	-Z H1J+H05+P00
	3.6	1.43	10678	828	65200	O4C35.828DE112	2LP069.-0GB.0-0CG0	2KJ3104-9GG22-.FR1	-Z H1J+H06+P00
	3.8	1.02	10050	779	43900	O4C30.779DE112	2LP069.-0GA.0-8BG0	2KJ3104-9GG22-.FP1	-Z H1J+H05+P00
	3.8	1.52	10050	779	64000	O4C35.779DE112	2LP069.-0GB.0-3DG0	2KJ3104-9GG22-.FD1	-Z H1J+H06+P00
3.8	2.55	10001	775	71800	O4C40.775DE112	2LP069.-0GD.0-7BG0	2KJ3107-9GG22-.FM1	-Z H1J+H06+P00	
4.0	1.08	9492	736	43100	O4C30.736DE112	2LP069.-0GA.0-7BG0	2KJ3104-9GG22-.FN1	-Z H1J+H05+P00	
4.0	1.61	9492	736	62900	O4C35.736DE112	2LP069.-0GB.0-2DG0	2KJ3104-9GG22-.FC1	-Z H1J+H06+P00	
4.0	2.16	9445	732	68500	O4C37.732DE112	2LP069.-0GC.0-7BG0	2KJ3106-9GG22-.FL1	-Z H1J+H06+P00	
4.4	2.92	8745	678	69000	O4C40.678DE112	2LP069.-0GD.0-6BG0	2KJ3107-9GG22-.FL1	-Z H1J+H06+P00	
4.7	1.26	8076	626	41100	O4C30.626DE112	2LP069.-0GA.0-6BG0	2KJ3104-9GG22-.FM1	-Z H1J+H05+P00	
4.7	1.90	8076	626	59900	O4C35.626DE112	2LP069.-0GB.0-8CG0	2KJ3104-9GG22-.FB1	-Z H1J+H06+P00	
4.7	2.52	8091	627	65400	O4C37.627DE112	2LP069.-0GC.0-6BG0	2KJ3106-9GG22-.FK1	-Z H1J+H06+P00	
5.1	2.72	7506	582	63900	O4C37.582DE112	2LP069.-0GC.0-5BG0	2KJ3107-9GG22-.FK1	-Z H1J+H06+P00	
5.5	1.47	6919	536	39200	O4C30.536DE112	2LP069.-0GA.0-5BG0	2KJ3104-9GG22-.FL1	-Z H1J+H05+P00	
5.5	2.21	6919	536	57200	O4C35.536DE112	2LP069.-0GB.0-6CG0	2KJ3104-9GG22-.FA1	-Z H1J+H06+P00	
6.1	2.45	6250	485	55500	O4C35.485DE112	2LP069.-0GB.0-1DG0	2KJ3107-9GG22-.FN1	-Z H1J+H06+P00	
6.3	1.68	6083	472	37000	O4C30.472DE112	2LP069.-0GA.0-4BG0	2KJ3104-9GG22-.FK1	-Z H1J+H05+P00	
6.8	2.74	5596	434	53700	O4C35.434DE112	2LP069.-0GB.0-0DG0	2KJ3107-9GG22-.FM1	-Z H1J+H06+P00	
7.4	1.99	5132	398	35900	O4C30.398DE112	2LP069.-0GA.0-3BG0	2KJ3104-9GG22-.FJ1	-Z H1J+H05+P00	
8.5	2.28	4473	347	34400	O4C30.347DE112	2LP069.-0GA.0-2BG0	2KJ3104-9GG22-.FH1	-Z H1J+H05+P00	

<sup>1)</sup> The specified values refer to continuous stresses. For infrequent, brief stresses please refer to Table 1 on page 3/2.





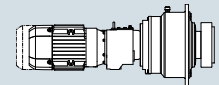
## Planetary geared motors, coaxial

## 2-pole geared motors

## Selection and ordering data (continued)

$P_N$ kW	$n_2$ rpm	$f_B$ -	$T_2$ Nm	$i_{total}$ -	$F_{R2,perm}$ <sup>1)</sup> N	Short product description	FLENDER SIP planetary gear unit	SIMOGEAR geared motor	Order codes
							Article No.	Article No.	
4.0	9.1	2.43	4200	326	33800	O4C30.326DE112	2LP069.-0GA.0-1BG0	2KJ3107-9GG22-.FK1	-Z H1J+H05+P00
	10.3	2.75	3712	288	32500	O4C30.288DE112	2LP069.-0GA.0-0BG0	2KJ3107-9GG22-.FJ1	-Z H1J+H05+P00
5.5	0.45	0.70	116895	6567	216200	O5C60.6567DE132	2LP069.-0GH.0-2EH0	2KJ3208-9HE22-.FK1	-Z H1J+H08+P00
	0.48	0.74	110016	6181	216200	O5C60.6181DE132	2LP069.-0GH.0-1EH0	2KJ3208-9HE22-.FJ1	-Z H1J+H08+P00
	0.52	0.81	100938	5671	216200	O5C60.5671DE132	2LP069.-0GH.0-0EH0	2KJ3208-9HE22-.FH1	-Z H1J+H08+P00
	0.60	0.75	88172	4954	155400	O5C55.4954DE132	2LP069.-0GG.0-8DH0	2KJ3208-9HE22-.FG1	-Z H1J+H08+P00
	0.60	0.93	88172	4954	216200	O5C60.4954DE132	2LP069.-0GH.0-8DH0	2KJ3208-9HE22-.FG1	-Z H1J+H08+P00
	0.67	0.84	78942	4435	155400	O5C55.4435DE132	2LP069.-0GG.0-7DH0	2KJ3208-9HE22-.FF1	-Z H1J+H08+P00
	0.67	1.03	78942	4435	216200	O5C60.4435DE132	2LP069.-0GH.0-7DH0	2KJ3208-9HE22-.FF1	-Z H1J+H08+P00
	0.76	0.96	69024	3878	155400	O5C55.3878DE132	2LP069.-0GG.0-6DH0	2KJ3208-9HE22-.FE1	-Z H1J+H08+P00
	0.76	1.18	69024	3878	216200	O5C60.3878DE132	2LP069.-0GH.0-6DH0	2KJ3208-9HE22-.FE1	-Z H1J+H08+P00
	0.87	0.76	60467	3397	121300	O5C50.3397DE132	2LP069.-0GF.0-3DH0	2KJ3207-9HE22-.FD1	-Z H1J+H07+P00
	0.89	1.12	59246	3328	155400	O5C55.3328DE132	2LP069.-0GG.0-5DH0	2KJ3208-9HE22-.FD1	-Z H1J+H08+P00
	0.89	1.38	59246	3328	216200	O5C60.3328DE132	2LP069.-0GH.0-5DH0	2KJ3208-9HE22-.FD1	-Z H1J+H08+P00
	0.99	0.86	53166	2987	121300	O5C50.2987DE132	2LP069.-0GF.0-2DH0	2KJ3207-9HE22-.FC1	-Z H1J+H07+P00
	1.0	1.27	52369	2942	155400	O5C55.2942DE132	2LP069.-0GG.0-4DH0	2KJ3208-9HE22-.FC1	-Z H1J+H08+P00
	1.0	1.56	52369	2942	216200	O5C60.2942DE132	2LP069.-0GH.0-4DH0	2KJ3208-9HE22-.FC1	-Z H1J+H08+P00
	1.2	0.80	44854	2520	107700	O5C45.2520DE132	2LP069.-0GE.0-1DH0	2KJ3207-9HE22-.FB1	-Z H1J+H07+P00
	1.2	1.02	44854	2520	121300	O5C50.2520DE132	2LP069.-0GF.0-1DH0	2KJ3207-9HE22-.FB1	-Z H1J+H07+P00
	1.2	1.49	44532	2502	155400	O5C55.2502DE132	2LP069.-0GG.0-2DH0	2KJ3208-9HE22-.FB1	-Z H1J+H08+P00
	1.2	1.83	44532	2502	216200	O5C60.2502DE132	2LP069.-0GH.0-2DH0	2KJ3208-9HE22-.FB1	-Z H1J+H08+P00
	1.3	0.91	39094	2196	107700	O5C45.2196DE132	2LP069.-0GE.0-7CH0	2KJ3207-9HE22-.FA1	-Z H1J+H07+P00
1.3	1.17	39094	2196	121300	O5C50.2196DE132	2LP069.-0GF.0-7CH0	2KJ3207-9HE22-.FA1	-Z H1J+H07+P00	
1.4	0.70	36689	2061	80800	O5C40.2061DE132	2LP069.-0GD.0-7CH0	2KJ3206-9HE22-.FA1	-Z H1J+H06+P00	
1.4	1.74	38170	2144	155400	O5C55.2144DE132	2LP069.-0GG.0-0DH0	2KJ3208-9HE22-.FA1	-Z H1J+H08+P00	
1.4	2.14	38170	2144	216200	O5C60.2144DE132	2LP069.-0GH.0-0DH0	2KJ3208-9HE22-.FA1	-Z H1J+H08+P00	
1.7	1.46	31431	1766	121300	O4C50.1766DE132	2LP069.-0GF.0-4CH0	2KJ3108-9HE22-.FU1	-Z H1J+H08+P00	
1.7	2.11	31431	1766	155400	O4C55.1766DE132	2LP069.-0GG.0-6CH0	2KJ3108-9HE22-.FU1	-Z H1J+H08+P00	
1.7	2.60	31431	1766	216200	O4C60.1766DE132	2LP069.-0GH.0-6CH0	2KJ3110-9HE22-.FU1	-Z H1J+H08+P00	
1.7	2.69	30395	1708	216200	O4C60.1708DE132	2LP069.-0GH.0-5CH0	2KJ3108-9HE22-.FU1	-Z H1J+H08+P00	
2.0	1.73	26615	1495	121300	O4C50.1495DE132	2LP069.-0GF.0-3CH0	2KJ3108-9HE22-.FT1	-Z H1J+H08+P00	
2.0	2.49	26615	1495	155400	O4C55.1495DE132	2LP069.-0GG.0-5CH0	2KJ3108-9HE22-.FT1	-Z H1J+H08+P00	
2.1	1.83	25049	1407	121300	O4C50.1407DE132	2LP069.-0GF.0-2CH0	2KJ3108-9HE22-.FS1	-Z H1J+H08+P00	
2.1	2.65	25049	1407	155400	O4C55.1407DE132	2LP069.-0GG.0-4CH0	2KJ3108-9HE22-.FS1	-Z H1J+H08+P00	
2.2	1.47	24354	1368	107700	O4C45.1368DE132	2LP069.-0GE.0-2CH0	2KJ3107-9HE22-.FS1	-Z H1J+H07+P00	
2.3	1.99	23132	1300	121300	O4C50.1300DE132	2LP069.-0GF.0-1CH0	2KJ3108-9HE22-.FR1	-Z H1J+H08+P00	
2.3	2.87	23132	1300	153200	O4C55.1300DE132	2LP069.-0GG.0-3CH0	2KJ3108-9HE22-.FR1	-Z H1J+H08+P00	
2.5	0.98	20766	1167	76000	O4C37.1167DE132	2LP069.-0GC.0-2CH0	2KJ3106-9HE22-.FQ1	-Z H1J+H06+P00	
2.6	1.75	20434	1148	107700	O4C45.1148DE132	2LP069.-0GE.0-1CH0	2KJ3107-9HE22-.FR1	-Z H1J+H07+P00	
2.6	2.23	20582	1156	119600	O4C50.1156DE132	2LP069.-0GF.0-0CH0	2KJ3108-9HE22-.FQ1	-Z H1J+H08+P00	
2.7	1.86	19232	1080	107700	O4C45.1080DE132	2LP069.-0GE.0-0CH0	2KJ3107-9HE22-.FQ1	-Z H1J+H07+P00	
2.9	2.51	18281	1027	115400	O4C50.1027DE132	2LP069.-0GF.0-8BH0	2KJ3108-9HE22-.FP1	-Z H1J+H08+P00	
3.0	0.86	17757	998	68900	O4C35.998DE132	2LP069.-0GB.0-0CH0	2KJ3104-9HE22-.FR1	-Z H1J+H05+P00	
3.0	2.02	17645	991	106500	O4C45.991DE132	2LP069.-0GE.0-8BH0	2KJ3107-9HE22-.FP1	-Z H1J+H07+P00	
3.1	1.18	17230	968	74500	O4C37.968DE132	2LP069.-0GC.0-1CH0	2KJ3106-9HE22-.FP1	-Z H1J+H06+P00	
3.1	1.48	17230	968	76800	O4C40.968DE132	2LP069.-0GD.0-0CH0	2KJ3106-9HE22-.FP1	-Z H1J+H06+P00	
3.2	1.26	16217	911	73100	O4C37.911DE132	2LP069.-0GC.0-0CH0	2KJ3106-9HE22-.FN1	-Z H1J+H06+P00	
3.2	2.81	16363	919	111600	O4C50.919DE132	2LP069.-0GF.0-7BH0	2KJ3108-9HE22-.FN1	-Z H1J+H08+P00	

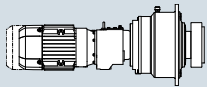
<sup>1)</sup> The specified values refer to continuous stresses. For infrequent, brief stresses please refer to Table 1 on page 3/2.



## Selection and ordering data (continued)

$P_N$ kW	$n_2$ rpm	$f_B$ -	$T_2$ Nm	$i_{total}$ -	$F_{R2,perm}$ <sup>1)</sup> N	Short product description	FLENDER SIP planetary gear unit	SIMOGEAR geared motor	Order codes
							Article No.	Article No.	
5.5	3.4	1.33	15316	860	71900	O4C37.860DE132	2LP069.-0GC.0-8BH0	2KJ3106-9HE22-.FM1	-Z H1J+H06+P00
	3.4	1.66	15413	866	74200	O4C40.866DE132	2LP069.-0GD.0-8BH0	2KJ3107-9HE22-.FN1	-Z H1J+H06+P00
	3.4	2.32	15413	866	102200	O4C45.866DE132	2LP069.-0GE.0-7BH0	2KJ3107-9HE22-.FN1	-Z H1J+H07+P00
	3.6	1.04	14734	828	65200	O4C35.828DE132	2LP069.-0GB.0-8BH0	2KJ3104-9HE22-.FQ1	-Z H1J+H05+P00
	3.8	0.74	13867	779	43900	O4C30.779DE132	2LP069.-0GA.0-8BH0	2KJ3104-9HE22-.FP1	-Z H1J+H05+P00
	3.8	1.10	13867	779	64000	O4C35.779DE132	2LP069.-0GB.0-7BH0	2KJ3104-9HE22-.FP1	-Z H1J+H05+P00
	3.8	1.85	13800	775	71800	O4C40.775DE132	2LP069.-0GD.0-7BH0	2KJ3107-9HE22-.FM1	-Z H1J+H06+P00
	3.8	2.59	13800	775	98900	O4C45.775DE132	2LP069.-0GE.0-6BH0	2KJ3107-9HE22-.FM1	-Z H1J+H07+P00
	4.0	0.78	13097	736	43100	O4C30.736DE132	2LP069.-0GA.0-7BH0	2KJ3104-9HE22-.FN1	-Z H1J+H05+P00
	4.0	1.17	13097	736	62900	O4C35.736DE132	2LP069.-0GB.0-6BH0	2KJ3104-9HE22-.FN1	-Z H1J+H05+P00
	4.0	1.57	13032	732	68500	O4C37.732DE132	2LP069.-0GC.0-7BH0	2KJ3106-9HE22-.FL1	-Z H1J+H06+P00
	4.2	2.86	12491	702	96000	O4C45.702DE132	2LP069.-0GE.0-5BH0	2KJ3108-9HE22-.FL1	-Z H1J+H07+P00
	4.4	2.11	12066	678	69000	O4C40.678DE132	2LP069.-0GD.0-6BH0	2KJ3107-9HE22-.FL1	-Z H1J+H06+P00
	4.7	0.92	11144	626	41100	O4C30.626DE132	2LP069.-0GA.0-6BH0	2KJ3104-9HE22-.FM1	-Z H1J+H05+P00
	4.7	1.37	11144	626	59900	O4C35.626DE132	2LP069.-0GB.0-5BH0	2KJ3104-9HE22-.FM1	-Z H1J+H05+P00
	4.7	1.83	11164	627	65400	O4C37.627DE132	2LP069.-0GC.0-6BH0	2KJ3106-9HE22-.FK1	-Z H1J+H06+P00
	5.1	1.97	10357	582	63900	O4C37.582DE132	2LP069.-0GC.0-5BH0	2KJ3107-9HE22-.FK1	-Z H1J+H06+P00
	5.1	2.46	10357	582	65900	O4C40.582DE132	2LP069.-0GD.0-5BH0	2KJ3107-9HE22-.FK1	-Z H1J+H06+P00
	5.5	1.07	9547	536	39200	O4C30.536DE132	2LP069.-0GA.0-5BH0	2KJ3104-9HE22-.FL1	-Z H1J+H05+P00
	5.5	1.60	9547	536	57200	O4C35.536DE132	2LP069.-0GB.0-4BH0	2KJ3104-9HE22-.FL1	-Z H1J+H05+P00
	5.7	2.23	9155	514	61600	O4C37.514DE132	2LP069.-0GC.0-4BH0	2KJ3107-9HE22-.FJ1	-Z H1J+H06+P00
	5.7	2.79	9155	514	63500	O4C40.514DE132	2LP069.-0GD.0-4BH0	2KJ3107-9HE22-.FJ1	-Z H1J+H06+P00
	6.1	1.77	8624	485	55500	O4C35.485DE132	2LP069.-0GB.0-3BH0	2KJ3107-9HE22-.FN1	-Z H1J+H06+P00
	6.3	1.22	8394	472	37700	O4C30.472DE132	2LP069.-0GA.0-4BH0	2KJ3104-9HE22-.FK1	-Z H1J+H05+P00
	6.8	1.98	7721	434	53700	O4C35.434DE132	2LP069.-0GB.0-2BH0	2KJ3107-9HE22-.FM1	-Z H1J+H06+P00
	6.8	2.62	7784	437	58700	O4C37.437DE132	2LP069.-0GC.0-3BH0	2KJ3107-9HE22-.FH1	-Z H1J+H06+P00
	7.4	1.44	7082	398	35900	O4C30.398DE132	2LP069.-0GA.0-3BH0	2KJ3104-9HE22-.FJ1	-Z H1J+H05+P00
	7.8	2.27	6751	379	51500	O4C35.379DE132	2LP069.-0GB.0-1BH0	2KJ3107-9HE22-.FL1	-Z H1J+H06+P00
	8.5	1.65	6172	347	34400	O4C30.347DE132	2LP069.-0GA.0-2BH0	2KJ3104-9HE22-.FH1	-Z H1J+H05+P00
	9.1	1.76	5795	326	33800	O4C30.326DE132	2LP069.-0GA.0-1BH0	2KJ3107-9HE22-.FK1	-Z H1J+H06+P00
9.1	2.64	5795	326	49200	O4C35.326DE132	2LP069.-0GB.0-0BH0	2KJ3107-9HE22-.FK1	-Z H1J+H06+P00	
9.7	2.82	5421	305	48300	O4C35.305DE132	2LP069.-0GB.0-8AH0	2KJ3108-9HE22-.HJ1	-Z H1J+P00	
10.3	1.99	5122	288	32500	O4C30.288DE132	2LP069.-0GA.0-0BH0	2KJ3107-9HE22-.FJ1	-Z H1J+H06+P00	
12.1	2.34	4356	245	31000	O4C30.245DE132	2LP069.-0GA.0-8AH0	2KJ3107-9HE22-.FH1	-Z H1J+H06+P00	
14.1	2.73	3733	210	29600	O4C30.210DE132	2LP069.-0GA.0-7AH0	2KJ3107-9HE22-.FG1	-Z H1J+H06+P00	
14.4	2.79	3655	205	29400	O4C30.205DE132	2LP069.-0GA.0-6AH0	2KJ3107-9HE22-.FF1	-Z H1J+H06+P00	
15.2	2.96	3453	194	28900	O4C30.194DE132	2LP069.-0GA.0-5AH0	2KJ3108-9HE22-.HF1	-Z H1J+P00	
7.5	0.67	0.76	107770	4435	216200	O5C60.4435DE132	2LP069.-0GH.0-7DH0	2KJ3208-9HH23-.FF1	-Z H1J+H08+P00
	0.76	0.70	94229	3878	155400	O5C55.3878DE132	2LP069.-0GG.0-6DH0	2KJ3208-9HH23-.FE1	-Z H1J+H08+P00
	0.76	0.87	94229	3878	216200	O5C60.3878DE132	2LP069.-0GH.0-6DH0	2KJ3208-9HH23-.FE1	-Z H1J+H08+P00
	0.89	0.82	80881	3328	155400	O5C55.3328DE132	2LP069.-0GG.0-5DH0	2KJ3208-9HH23-.FD1	-Z H1J+H08+P00
	0.89	1.01	80881	3328	216200	O5C60.3328DE132	2LP069.-0GH.0-5DH0	2KJ3208-9HH23-.FD1	-Z H1J+H08+P00
	1.0	0.93	71493	2942	155400	O5C55.2942DE132	2LP069.-0GG.0-4DH0	2KJ3208-9HH23-.FC1	-Z H1J+H08+P00
	1.0	1.14	71493	2942	216200	O5C60.2942DE132	2LP069.-0GH.0-4DH0	2KJ3208-9HH23-.FC1	-Z H1J+H08+P00
	1.2	0.75	61234	2520	121300	O5C50.2520DE132	2LP069.-0GF.0-1DH0	2KJ3207-9HH23-.FB1	-Z H1J+H07+P00
	1.2	1.09	60793	2502	155400	O5C55.2502DE132	2LP069.-0GG.0-2DH0	2KJ3208-9HH23-.FB1	-Z H1J+H08+P00
	1.2	1.34	60793	2502	216200	O5C60.2502DE132	2LP069.-0GH.0-2DH0	2KJ3208-9HH23-.FB1	-Z H1J+H08+P00
1.3	0.86	53370	2196	121300	O5C50.2196DE132	2LP069.-0GF.0-7CH0	2KJ3207-9HH23-.FA1	-Z H1J+H07+P00	

<sup>1)</sup> The specified values refer to continuous stresses. For infrequent, brief stresses please refer to Table 1 on page 3/2.



## Planetary geared motors, coaxial

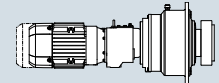
### 2-pole geared motors

#### Selection and ordering data (continued)

$P_N$ kW	$n_2$ rpm	$f_B$ -	$T_2$ Nm	$i_{total}$ -	$F_{R2,perm}$ <sup>1)</sup> N	Short product description	FLENDER SIP planetary gear unit	SIMOGEAR geared motor	Order codes
							Article No.	Article No.	
7.5	1.4	1.27	52108	2144	155400	O5C55.2144DE132	2LP069.-0GG.0-0DH0	2KJ3208-9HH23-.FA1	-Z H1J+H08+P00
	1.4	1.57	52108	2144	216200	O5C60.2144DE132	2LP069.-0GH.0-0DH0	2KJ3208-9HH23-.FA1	-Z H1J+H08+P00
	1.7	1.07	42908	1766	121300	O4C50.1766DE132	2LP069.-0GF.0-4CH0	2KJ3108-9HH23-.FU1	-Z H1J+H07+P00
	1.7	1.55	42908	1766	155400	O4C55.1766DE132	2LP069.-0GG.0-6CH0	2KJ3108-9HH23-.FU1	-Z H1J+H08+P00
	1.7	1.90	42908	1766	216200	O4C60.1766DE132	2LP069.-0GH.0-6CH0	2KJ3108-9HH23-.FU1	-Z H1J+H08+P00
	1.7	1.97	41494	1708	216200	O4C60.1708DE132	2LP069.-0GH.0-5CH0	2KJ3110-9HH23-.FU1	-Z H1J+H08+P00
	2.0	1.26	36333	1495	121300	O4C50.1495DE132	2LP069.-0GF.0-3CH0	2KJ3108-9HH23-.FT1	-Z H1J+H07+P00
	2.0	1.83	36333	1495	155400	O4C55.1495DE132	2LP069.-0GG.0-5CH0	2KJ3108-9HH23-.FT1	-Z H1J+H08+P00
	2.0	2.23	36683	1510	216200	O4C60.1510DE132	2LP069.-0GH.0-4CH0	2KJ3110-9HH23-.FT1	-Z H1J+H08+P00
	2.1	1.34	34196	1407	121300	O4C50.1407DE132	2LP069.-0GF.0-2CH0	2KJ3108-9HH23-.FS1	-Z H1J+H07+P00
	2.1	1.94	34196	1407	155400	O4C55.1407DE132	2LP069.-0GG.0-4CH0	2KJ3108-9HH23-.FS1	-Z H1J+H08+P00
	2.2	1.07	33248	1368	107700	O4C45.1368DE132	2LP069.-0GE.0-2CH0	2KJ3107-9HH23-.FS1	-Z H1J+H07+P00
	2.2	2.49	32748	1348	216200	O4C60.1348DE132	2LP069.-0GH.0-3CH0	2KJ3110-9HH23-.FS1	-Z H1J+H08+P00
	2.3	1.45	31579	1300	121300	O4C50.1300DE132	2LP069.-0GF.0-1CH0	2KJ3108-9HH23-.FR1	-Z H1J+H07+P00
	2.3	2.10	31579	1300	153200	O4C55.1300DE132	2LP069.-0GG.0-3CH0	2KJ3108-9HH23-.FR1	-Z H1J+H08+P00
	2.4	2.77	29468	1213	216200	O4C60.1213DE132	2LP069.-0GH.0-2CH0	2KJ3110-9HH23-.FR1	-Z H1J+H08+P00
	2.5	0.72	28349	1167	76000	O4C37.1167DE132	2LP069.-0GC.0-2CH0	2KJ3106-9HH23-.FQ1	-Z H1J+H06+P00
	2.5	0.90	28349	1167	80800	O4C40.1167DE132	2LP069.-0GD.0-1CH0	2KJ3106-9HH23-.FQ1	-Z H1J+H06+P00
	2.6	1.28	27896	1148	107700	O4C45.1148DE132	2LP069.-0GE.0-1CH0	2KJ3107-9HH23-.FR1	-Z H1J+H07+P00
	2.6	1.63	28098	1156	119600	O4C50.1156DE132	2LP069.-0GF.0-0CH0	2KJ3108-9HH23-.FQ1	-Z H1J+H07+P00
	2.6	2.36	28098	1156	147900	O4C55.1156DE132	2LP069.-0GG.0-2CH0	2KJ3108-9HH23-.FQ1	-Z H1J+H08+P00
	2.7	1.36	26255	1080	107700	O4C45.1080DE132	2LP069.-0GE.0-0CH0	2KJ3107-9HH23-.FQ1	-Z H1J+H07+P00
	2.9	1.84	24956	1027	115400	O4C50.1027DE132	2LP069.-0GF.0-8BH0	2KJ3108-9HH23-.FP1	-Z H1J+H07+P00
	2.9	2.66	24956	1027	142800	O4C55.1027DE132	2LP069.-0GG.0-1CH0	2KJ3108-9HH23-.FP1	-Z H1J+H08+P00
	3.0	1.48	24088	991	106500	O4C45.991DE132	2LP069.-0GE.0-8BH0	2KJ3107-9HH23-.FP1	-Z H1J+H07+P00
	3.1	0.87	23522	968	74500	O4C37.968DE132	2LP069.-0GC.0-1CH0	2KJ3106-9HH23-.FP1	-Z H1J+H06+P00
	3.1	1.08	23522	968	76800	O4C40.968DE132	2LP069.-0GD.0-0CH0	2KJ3106-9HH23-.FP1	-Z H1J+H06+P00
	3.2	0.92	22139	911	73100	O4C37.911DE132	2LP069.-0GC.0-0CH0	2KJ3106-9HH23-.FN1	-Z H1J+H06+P00
	3.2	2.06	22338	919	111600	O4C50.919DE132	2LP069.-0GF.0-7BH0	2KJ3108-9HH23-.FN1	-Z H1J+H07+P00
	3.2	2.97	22338	919	138100	O4C55.919DE132	2LP069.-0GG.0-0CH0	2KJ3108-9HH23-.FN1	-Z H1J+H08+P00
	3.4	0.98	20909	860	71900	O4C37.860DE132	2LP069.-0GC.0-8BH0	2KJ3106-9HH23-.FM1	-Z H1J+H06+P00
	3.4	1.21	21042	866	74200	O4C40.866DE132	2LP069.-0GD.0-8BH0	2KJ3107-9HH23-.FN1	-Z H1J+H06+P00
3.4	1.70	21042	866	102200	O4C45.866DE132	2LP069.-0GE.0-7BH0	2KJ3107-9HH23-.FN1	-Z H1J+H07+P00	
3.6	0.76	20114	828	65200	O4C35.828DE132	2LP069.-0GB.0-8BH0	2KJ3104-9HH23-.FQ1	-Z H1J+H05+P00	
3.8	0.81	18931	779	64000	O4C35.779DE132	2LP069.-0GB.0-7BH0	2KJ3104-9HH23-.FP1	-Z H1J+H05+P00	
3.8	1.35	18839	775	71800	O4C40.775DE132	2LP069.-0GD.0-7BH0	2KJ3107-9HH23-.FM1	-Z H1J+H06+P00	
3.8	1.90	18839	775	98900	O4C45.775DE132	2LP069.-0GE.0-6BH0	2KJ3107-9HH23-.FM1	-Z H1J+H07+P00	
3.8	2.40	19097	786	106500	O4C50.786DE132	2LP069.-0GF.0-6BH0	2KJ3108-9HH23-.FM1	-Z H1J+H07+P00	
4.0	0.86	17879	736	62900	O4C35.736DE132	2LP069.-0GB.0-6BH0	2KJ3104-9HH23-.FN1	-Z H1J+H05+P00	
4.0	1.15	17791	732	68500	O4C37.732DE132	2LP069.-0GC.0-7BH0	2KJ3106-9HH23-.FL1	-Z H1J+H06+P00	
4.2	2.09	17053	702	96000	O4C45.702DE132	2LP069.-0GE.0-5BH0	2KJ3108-9HH23-.FL1	-Z H1J+H07+P00	
4.2	2.69	17053	702	102900	O4C50.702DE132	2LP069.-0GF.0-5BH0	2KJ3108-9HH23-.FL1	-Z H1J+H07+P00	
4.4	1.55	16472	678	69000	O4C40.678DE132	2LP069.-0GD.0-6BH0	2KJ3107-9HH23-.FL1	-Z H1J+H06+P00	
4.7	1.01	15214	626	59900	O4C35.626DE132	2LP069.-0GB.0-5BH0	2KJ3104-9HH23-.FM1	-Z H1J+H05+P00	
4.7	1.34	15241	627	65400	O4C37.627DE132	2LP069.-0GC.0-6BH0	2KJ3106-9HH23-.FK1	-Z H1J+H06+P00	
4.8	2.37	15072	620	92500	O4C45.620DE132	2LP069.-0GE.0-4BH0	2KJ3108-9HH23-.FK1	-Z H1J+H07+P00	
5.1	1.44	14139	582	63900	O4C37.582DE132	2LP069.-0GC.0-5BH0	2KJ3107-9HH23-.FK1	-Z H1J+H06+P00	
5.1	1.80	14139	582	65900	O4C40.582DE132	2LP069.-0GD.0-5BH0	2KJ3107-9HH23-.FK1	-Z H1J+H06+P00	

<sup>1)</sup> The specified values refer to continuous stresses. For infrequent, brief stresses please refer to Table 1 on page 3/2.

## Planetary geared motors, coaxial



2-pole geared motors

## Selection and ordering data (continued)

$P_N$ kW	$n_2$ rpm	$f_B$ -	$T_2$ Nm	$i_{total}$ -	$F_{R2,perm}^{1)}$ N	Short product description	FLENDER SIP planetary gear unit	SIMOGEAR geared motor	Order codes
							Article No.	Article No.	
7.5	5.4	2.70	13226	544	88900	O4C45.544DE132	2LP069.-0GE.0-3BH0	2KJ3108-9HH23-.FJ1	-Z H1J+H07+P00
	5.5	0.78	13033	536	39200	O4C30.536DE132	2LP069.-0GA.0-5BH0	2KJ3104-9HH23-.FL1	-Z H1J+H05+P00
	5.5	1.17	13033	536	57200	O4C35.536DE132	2LP069.-0GB.0-4BH0	2KJ3104-9HH23-.FL1	-Z H1J+H05+P00
	5.7	1.63	12497	514	61600	O4C37.514DE132	2LP069.-0GC.0-4BH0	2KJ3107-9HH23-.FJ1	-Z H1J+H06+P00
	5.7	2.04	12497	514	63500	O4C40.514DE132	2LP069.-0GD.0-4BH0	2KJ3107-9HH23-.FJ1	-Z H1J+H06+P00
	6.1	1.30	11773	485	55500	O4C35.485DE132	2LP069.-0GB.0-3BH0	2KJ3107-9HH23-.FN1	-Z H1J+H06+P00
	6.3	0.89	11459	472	37700	O4C30.472DE132	2LP069.-0GA.0-4BH0	2KJ3104-9HH23-.FK1	-Z H1J+H05+P00
	6.8	1.45	10541	434	53700	O4C35.434DE132	2LP069.-0GB.0-2BH0	2KJ3107-9HH23-.FM1	-Z H1J+H06+P00
	6.8	1.92	10627	437	58700	O4C37.437DE132	2LP069.-0GC.0-3BH0	2KJ3107-9HH23-.FH1	-Z H1J+H06+P00
	6.8	2.40	10627	437	60500	O4C40.437DE132	2LP069.-0GD.0-3BH0	2KJ3107-9HH23-.FH1	-Z H1J+H06+P00
	7.4	1.06	9668	398	35900	O4C30.398DE132	2LP069.-0GA.0-3BH0	2KJ3104-9HH23-.FJ1	-Z H1J+H05+P00
	7.8	1.66	9217	379	65200	O4C35.379DE132	2LP069.-0GB.0-1BH0	2KJ3107-9HH23-.FL1	-Z H1J+H06+P00
	7.9	2.24	9109	375	56000	O4C37.375DE132	2LP069.-0GC.0-2BH0	2KJ3107-9HH23-.FG1	-Z H1J+H06+P00
	7.9	2.80	9109	375	57700	O4C40.375DE132	2LP069.-0GD.0-2BH0	2KJ3107-9HH23-.FG1	-Z H1J+H06+P00
	8.0	2.29	8918	367	55600	O4C37.367DE132	2LP069.-0GC.0-1BH0	2KJ3107-9HH23-.FF1	-Z H1J+H06+P00
	8.0	2.86	8918	367	57400	O4C40.367DE132	2LP069.-0GD.0-1BH0	2KJ3107-9HH23-.FF1	-Z H1J+H06+P00
	8.5	1.21	8426	347	34400	O4C30.347DE132	2LP069.-0GA.0-2BH0	2KJ3104-9HH23-.FH1	-Z H1J+H05+P00
	9.1	1.29	7911	326	33800	O4C30.326DE132	2LP069.-0GA.0-1BH0	2KJ3107-9HH23-.FK1	-Z H1J+H05+P00
	9.1	1.93	7911	326	64000	O4C35.326DE132	2LP069.-0GB.0-0BH0	2KJ3107-9HH23-.FK1	-Z H1J+H06+P00
	9.2	2.62	7798	321	53500	O4C37.321DE132	2LP069.-0GC.0-0BH0	2KJ3107-9HH23-.FE1	-Z H1J+H06+P00
10.3	1.46	6993	288	32500	O4C30.288DE132	2LP069.-0GA.0-0BH0	2KJ3107-9HH23-.FJ1	-Z H1J+H05+P00	
12.1	1.72	5946	245	31000	O4C30.245DE132	2LP069.-0GA.0-8AH0	2KJ3107-9HH23-.FH1	-Z H1J+H05+P00	
14.1	2.00	5097	210	29600	O4C30.210DE132	2LP069.-0GA.0-7AH0	2KJ3107-9HH23-.FG1	-Z H1J+H05+P00	
14.4	2.04	4990	205	29400	O4C30.205DE132	2LP069.-0GA.0-6AH0	2KJ3107-9HH23-.FF1	-Z H1J+H05+P00	
15.2	2.16	4714	194	28900	O4C30.194DE132	2LP069.-0GA.0-5AH0	2KJ3108-9HH23-.HF1	-Z H1J+P00	
17.1	2.43	4196	173	27900	O4C30.173DE132	2LP069.-0GA.0-4AH0	2KJ3108-9HH23-.HE1	-Z H1J+P00	
19.5	2.77	3682	152	26800	O4C30.152DE132	2LP069.-0GA.0-3AH0	2KJ3108-9HH23-.HD1	-Z H1J+P00	
11	1.0	0.78	104444	2942	216200	O5C60.2942DE160	2LP069.-0GH.0-4DJ0	2KJ3208-9JN23-.FC1	-Z H1J+H08+P00
	1.2	0.75	88813	2502	155400	O5C55.2502DE160	2LP069.-0GG.0-2DJ0	2KJ3208-9JN23-.FB1	-Z H1J+H08+P00
	1.2	0.92	88813	2502	216200	O5C60.2502DE160	2LP069.-0GH.0-2DJ0	2KJ3208-9JN23-.FB1	-Z H1J+H08+P00
	1.4	0.87	76125	2144	155400	O5C55.2144DE160	2LP069.-0GG.0-0DJ0	2KJ3208-9JN23-.FA1	-Z H1J+H08+P00
	1.4	1.07	76125	2144	216200	O5C60.2144DE160	2LP069.-0GH.0-0DJ0	2KJ3208-9JN23-.FA1	-Z H1J+H08+P00
	1.7	0.73	62684	1766	121300	O4C50.1766DE160	2LP069.-0GF.0-4CJ0	2KJ3108-9JN23-.FU1	-Z H1J+H07+P00
	1.7	1.06	62684	1766	155400	O4C55.1766DE160	2LP069.-0GG.0-6CJ0	2KJ3108-9JN23-.FU1	-Z H1J+H08+P00
	1.7	1.30	62684	1766	216200	O4C60.1766DE160	2LP069.-0GH.0-6CJ0	2KJ3108-9JN23-.FU1	-Z H1J+H08+P00
	1.7	1.35	60618	1708	216200	O4C60.1708DE160	2LP069.-0GH.0-5CJ0	2KJ3110-9JN23-.FU1	-Z H1J+H08+P00
	2.0	0.87	53080	1495	121300	O4C50.1495DE160	2LP069.-0GF.0-3CJ0	2KJ3108-9JN23-.FT1	-Z H1J+H07+P00
	2.0	1.25	53080	1495	155400	O4C55.1495DE160	2LP069.-0GG.0-5CJ0	2KJ3108-9JN23-.FT1	-Z H1J+H08+P00
	2.0	1.52	53591	1510	216200	O4C60.1510DE160	2LP069.-0GH.0-4CJ0	2KJ3110-9JN23-.FT1	-Z H1J+H08+P00
	2.1	0.92	49957	1407	121300	O4C50.1407DE160	2LP069.-0GF.0-2CJ0	2KJ3108-9JN23-.FS1	-Z H1J+H07+P00
	2.1	1.33	49957	1407	155400	O4C55.1407DE160	2LP069.-0GG.0-4CJ0	2KJ3108-9JN23-.FS1	-Z H1J+H08+P00
	2.2	0.74	48572	1368	107700	O5C45.1368DE160	2LP069.-0GE.0-2CJ0	2KJ3107-9JN23-.FS1	-Z H1J+H07+P00
	2.2	1.71	47841	1348	215400	O4C60.1348DE160	2LP069.-0GH.0-3CJ0	2KJ3110-9JN23-.FS1	-Z H1J+H08+P00
2.3	1.00	46133	1300	121300	O4C50.1300DE160	2LP069.-0GF.0-1CJ0	2KJ3108-9JN23-.FR1	-Z H1J+H07+P00	
2.3	1.44	46133	1300	153100	O4C55.1300DE160	2LP069.-0GG.0-3CJ0	2KJ3108-9JN23-.FR1	-Z H1J+H08+P00	
2.4	1.90	43050	1213	208600	O4C60.1213DE160	2LP069.-0GH.0-2CJ0	2KJ3110-9JN23-.FR1	-Z H1J+H08+P00	
2.6	0.88	40754	1148	107700	O5C45.1148DE160	2LP069.-0GE.0-1CJ0	2KJ3107-9JN23-.FR1	-Z H1J+H07+P00	
2.6	1.12	41048	1156	119500	O4C50.1156DE160	2LP069.-0GF.0-0CJ0	2KJ3108-9JN23-.FQ1	-Z H1J+H07+P00	

<sup>1)</sup> The specified values refer to continuous stresses. For infrequent, brief stresses please refer to Table 1 on page 3/2.





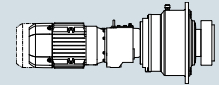
## Planetary geared motors, coaxial

## 2-pole geared motors

## Selection and ordering data (continued)

$P_N$ kW	$n_2$ rpm	$f_B$ -	$T_2$ Nm	$i_{total}$ -	$F_{R2,perm}$ <sup>1)</sup> N	Short product description	FLENDER SIP planetary gear unit	SIMOGEAR geared motor	Order codes
							Article No.	Article No.	
11	2.6	1.62	41048	1156	147900	O4C55.1156DE160	2LP069.-0GG.0-2CJ0	2KJ3108-9JN23-.FQ1	-Z H1J+H08+P00
	2.7	0.93	38357	1080	107700	O5C45.1080DE160	2LP069.-0GE.0-0CJ0	2KJ3107-9JN23-.FQ1	-Z H1J+H07+P00
	2.8	2.18	37364	1053	200000	O4C60.1053DE160	2LP069.-0GH.0-1CJ0	2KJ3110-9JN23-.FQ1	-Z H1J+H08+P00
	2.9	1.26	36459	1027	115400	O4C50.1027DE160	2LP069.-0GF.0-8BJ0	2KJ3108-9JN23-.FP1	-Z H1J+H07+P00
	2.9	1.82	36459	1027	142700	O4C55.1027DE160	2LP069.-0GG.0-1CJ0	2KJ3108-9JN23-.FP1	-Z H1J+H08+P00
	3.0	1.01	35191	991	106400	O5C45.991DE160	2LP069.-0GE.0-8BJ0	2KJ3107-9JN23-.FP1	-Z H1J+H07+P00
	3.1	2.43	33603	947	193700	O4C60.947DE160	2LP069.-0GH.0-0CJ0	2KJ3110-9JN23-.FP1	-Z H1J+H08+P00
	3.2	1.41	32634	919	111600	O4C50.919DE160	2LP069.-0GF.0-7BJ0	2KJ3108-9JN23-.FN1	-Z H1J+H07+P00
	3.2	2.03	32634	919	138000	O4C55.919DE160	2LP069.-0GG.0-0CJ0	2KJ3108-9JN23-.FN1	-Z H1J+H08+P00
	3.4	0.83	30740	866	74200	O4C40.866DE160	2LP069.-0GD.0-8BJ0	2KJ3107-9JN23-.FN1	-Z H1J+H06+P00
	3.4	1.16	30740	866	102200	O5C45.866DE160	2LP069.-0GE.0-7BJ0	2KJ3107-9JN23-.FN1	-Z H1J+H07+P00
	3.6	2.78	29370	827	186000	O4C60.827DE160	2LP069.-0GH.0-8BJ0	2KJ3110-9JN23-.FN1	-Z H1J+H08+P00
	3.8	0.93	27522	775	71800	O4C40.775DE160	2LP069.-0GD.0-7BJ0	2KJ3107-9JN23-.FM1	-Z H1J+H06+P00
	3.8	1.30	27522	775	98800	O5C45.775DE160	2LP069.-0GE.0-6BJ0	2KJ3107-9JN23-.FM1	-Z H1J+H07+P00
	3.8	1.65	27899	786	106500	O4C50.786DE160	2LP069.-0GF.0-6BJ0	2KJ3108-9JN23-.FM1	-Z H1J+H07+P00
	3.8	2.38	27899	786	131700	O4C55.786DE160	2LP069.-0GG.0-8BJ0	2KJ3108-9JN23-.FM1	-Z H1J+H08+P00
	4.0	2.53	26209	738	129200	O4C55.738DE160	2LP069.-0GG.0-7BJ0	2KJ3110-9JN23-.FM1	-Z H1J+H08+P00
	4.2	1.43	24912	702	95900	O4C45.702DE160	2LP069.-0GE.0-5BJ0	2KJ3108-9JN23-.FL1	-Z H1J+H07+P00
	4.2	1.84	24912	702	102900	O4C50.702DE160	2LP069.-0GF.0-5BJ0	2KJ3108-9JN23-.FL1	-Z H1J+H07+P00
	4.4	1.06	24064	678	68900	O4C40.678DE160	2LP069.-0GD.0-6BJ0	2KJ3107-9JN23-.FL1	-Z H1J+H06+P00
	4.5	2.87	23090	650	124400	O4C55.650DE160	2LP069.-0GG.0-6BJ0	2KJ3110-9JN23-.FL1	-Z H1J+H08+P00
	4.8	1.62	22018	620	92400	O4C45.620DE160	2LP069.-0GE.0-4BJ0	2KJ3108-9JN23-.FK1	-Z H1J+H07+P00
	4.8	2.09	22018	620	99200	O4C50.620DE160	2LP069.-0GF.0-4BJ0	2KJ3108-9JN23-.FK1	-Z H1J+H07+P00
	5.1	0.99	20655	582	63900	O4C37.582DE160	2LP069.-0GC.0-5BJ0	2KJ3107-9JN23-.FK1	-Z H1J+H06+P00
	5.1	1.24	20655	582	65800	O4C40.582DE160	2LP069.-0GD.0-5BJ0	2KJ3107-9JN23-.FK1	-Z H1J+H06+P00
	5.4	1.85	19322	544	88900	O4C45.544DE160	2LP069.-0GE.0-3BJ0	2KJ3108-9JN23-.FJ1	-Z H1J+H07+P00
	5.4	2.38	19322	544	95300	O4C50.544DE160	2LP069.-0GF.0-3BJ0	2KJ3108-9JN23-.FJ1	-Z H1J+H07+P00
	5.7	1.12	18258	514	61600	O4C37.514DE160	2LP069.-0GC.0-4BJ0	2KJ3107-9JN23-.FJ1	-Z H1J+H06+P00
	5.7	1.40	18258	514	63400	O4C40.514DE160	2LP069.-0GD.0-4BJ0	2KJ3107-9JN23-.FJ1	-Z H1J+H06+P00
	6.1	0.89	17200	485	55500	O4C35.485DE160	2LP069.-0GB.0-3BJ0	2KJ3107-9JN23-.FN1	-Z H1J+H06+P00
	6.2	2.12	16821	474	85300	O4C45.474DE160	2LP069.-0GE.0-2BJ0	2KJ3108-9JN23-.FH1	-Z H1J+H07+P00
	6.2	2.73	16821	474	91500	O4C50.474DE160	2LP069.-0GF.0-2BJ0	2KJ3108-9JN23-.FH1	-Z H1J+H07+P00
	6.8	0.99	15399	434	53600	O4C35.434DE160	2LP069.-0GB.0-2BJ0	2KJ3107-9JN23-.FM1	-Z H1J+H06+P00
6.8	1.31	15525	437	58600	O4C37.437DE160	2LP069.-0GC.0-3BJ0	2KJ3107-9JN23-.FH1	-Z H1J+H06+P00	
6.8	1.64	15525	437	60400	O4C40.437DE160	2LP069.-0GD.0-3BJ0	2KJ3107-9JN23-.FH1	-Z H1J+H06+P00	
7.3	2.48	14379	405	81300	O4C45.405DE160	2LP069.-0GE.0-1BJ0	2KJ3108-9JN23-.FG1	-Z H1J+H07+P00	
7.8	1.14	13464	379	51500	O4C35.379DE160	2LP069.-0GB.0-1BJ0	2KJ3107-9JN23-.FL1	-Z H1J+H06+P00	
7.9	1.53	13308	375	56000	O4C37.375DE160	2LP069.-0GC.0-2BJ0	2KJ3107-9JN23-.FG1	-Z H1J+H06+P00	
7.9	1.92	13308	375	57700	O4C40.375DE160	2LP069.-0GD.0-2BJ0	2KJ3107-9JN23-.FG1	-Z H1J+H06+P00	
8.1	1.57	13029	367	55600	O4C37.367DE160	2LP069.-0GC.0-1BJ0	2KJ3107-9JN23-.FF1	-Z H1J+H06+P00	
8.1	1.96	13029	367	57300	O4C40.367DE160	2LP069.-0GD.0-1BJ0	2KJ3107-9JN23-.FF1	-Z H1J+H06+P00	
8.5	2.90	12308	347	77600	O4C45.347DE160	2LP069.-0GE.0-0BJ0	2KJ3108-9JN23-.FF1	-Z H1J+H07+P00	
9.1	0.88	11557	326	33700	O4C30.326DE160	2LP069.-0GA.0-1BJ0	2KJ3107-9JN23-.FK1	-Z H1J+H06+P00	
9.1	1.32	11557	326	49200	O4C35.326DE160	2LP069.-0GB.0-0BJ0	2KJ3107-9JN23-.FK1	-Z H1J+H06+P00	
9.2	1.79	11392	321	53400	O4C37.321DE160	2LP069.-0GC.0-0BJ0	2KJ3107-9JN23-.FE1	-Z H1J+H06+P00	
9.2	2.24	11392	321	55100	O4C40.321DE160	2LP069.-0GD.0-0BJ0	2KJ3107-9JN23-.FE1	-Z H1J+H06+P00	
9.7	1.42	10811	305	48200	O4C35.305DE160	2LP069.-0GB.0-8AJ0	2KJ3108-9JN23-.HJ1	-Z H1J+P00	
10.3	1.00	10216	288	32500	O4C30.288DE160	2LP069.-0GA.0-0BJ0	2KJ3107-9JN23-.FJ1	-Z H1J+H06+P00	

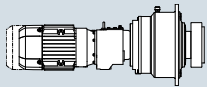
<sup>1)</sup> The specified values refer to continuous stresses. For infrequent, brief stresses please refer to Table 1 on page 3/2.



## Selection and ordering data (continued)

$P_N$ kW	$n_2$ rpm	$f_B$ -	$T_2$ Nm	$i_{total}$ -	$F_{R2,perm}$ <sup>1)</sup> N	Short product description	FLENDER SIP planetary gear unit	SIMOGEAR geared motor	Order codes
							Article No.	Article No.	
11	10.7	2.09	9778	275	51000	O4C37.275DE160	2LP069.-0GC.0-8AJ0	2KJ3107-9JN23-.FD1	-Z H1J+H06+P00
	10.7	2.61	9778	275	52600	O4C40.275DE160	2LP069.-0GD.0-8AJ0	2KJ3107-9JN23-.FD1	-Z H1J+H06+P00
	11.1	1.63	9412	265	46300	O4C35.265DE160	2LP069.-0GB.0-7AJ0	2KJ3108-9JN23-.HH1	-Z H1J+P00
	12.1	1.17	8687	245	31000	O4C30.245DE160	2LP069.-0GA.0-8AJ0	2KJ3107-9JN23-.FH1	-Z H1J+H06+P00
	12.1	2.36	8643	243	49200	O4C37.243DE160	2LP069.-0GC.0-7AJ0	2KJ3107-9JN23-.FC1	-Z H1J+H06+P00
	12.1	2.95	8643	243	50700	O4C40.243DE160	2LP069.-0GD.0-7AJ0	2KJ3107-9JN23-.FC1	-Z H1J+H06+P00
	13.0	1.90	8045	227	44100	O4C35.227DE160	2LP069.-0GB.0-6AJ0	2KJ3108-9JN23-.HG1	-Z H1J+P00
	14.1	1.37	7446	210	29600	O4C30.210DE160	2LP069.-0GA.0-7AJ0	2KJ3107-9JN23-.FG1	-Z H1J+H06+P00
	14.3	2.78	7350	207	46800	O4C37.207DE160	2LP069.-0GC.0-6AJ0	2KJ3107-9JN23-.FB1	-Z H1J+H06+P00
	14.4	1.40	7290	205	29400	O4C30.205DE160	2LP069.-0GA.0-6AJ0	2KJ3107-9JN23-.FF1	-Z H1J+H06+P00
	15.2	1.48	6887	194	28900	O4C30.194DE160	2LP069.-0GA.0-5AJ0	2KJ3108-9JN23-.HF1	-Z H1J+P00
	15.2	2.22	6887	194	42100	O4C35.194DE160	2LP069.-0GB.0-5AJ0	2KJ3108-9JN23-.HF1	-Z H1J+P00
	17.1	1.66	6130	173	27900	O4C30.173DE160	2LP069.-0GA.0-4AJ0	2KJ3108-9JN23-.HE1	-Z H1J+P00
	17.1	2.50	6130	173	40700	O4C35.173DE160	2LP069.-0GB.0-4AJ0	2KJ3108-9JN23-.HE1	-Z H1J+P00
	19.5	1.90	5380	152	26800	O4C30.152DE160	2LP069.-0GA.0-3AJ0	2KJ3108-9JN23-.HD1	-Z H1J+P00
	19.5	2.85	5380	152	39100	O4C35.152DE160	2LP069.-0GB.0-3AJ0	2KJ3108-9JN23-.HD1	-Z H1J+P00
	22.4	2.18	4683	132	25700	O4C30.132DE160	2LP069.-0GA.0-2AJ0	2KJ3108-9JN23-.HC1	-Z H1J+P00
26.2	2.55	4003	113	24500	O4C30.113DE160	2LP069.-0GA.0-1AJ0	2KJ3108-9JN23-.HB1	-Z H1J+P00	
30.6	2.98	3427	96.5	23400	O4C30.97DE160	2LP069.-0GA.0-0AJ0	2KJ3108-9JN23-.HA1	-Z H1J+P00	
15	1.4	0.78	103788	2144	216200	O4C60.2144DE160	2LP069.-0GH.0-0DJ0	2KJ3208-9JP23-.FA1	-Z H1J+H08+P00
	1.7	0.77	85463	1766	155400	O4C55.1766DE160	2LP069.-0GG.0-6CJ0	2KJ3108-9JP23-.FU1	-Z H1J+H08+P00
	1.7	0.95	85463	1766	216200	O4C60.1766DE160	2LP069.-0GH.0-6CJ0	2KJ3108-9JP23-.FU1	-Z H1J+H08+P00
	1.7	0.99	82646	1708	216200	O4C60.1708DE160	2LP069.-0GH.0-5CJ0	2KJ3110-9JP23-.FU1	-Z H1J+H08+P00
	2.0	0.91	72368	1495	155400	O4C55.1495DE160	2LP069.-0GG.0-5CJ0	2KJ3108-9JP23-.FT1	-Z H1J+H08+P00
	2.0	1.11	73065	1510	216200	O4C60.1510DE160	2LP069.-0GH.0-4CJ0	2KJ3110-9JP23-.FT1	-Z H1J+H08+P00
	2.1	0.97	68111	1407	155400	O4C55.1407DE160	2LP069.-0GG.0-4CJ0	2KJ3108-9JP23-.FS1	-Z H1J+H08+P00
	2.2	1.25	65226	1348	215200	O4C60.1348DE160	2LP069.-0GH.0-3CJ0	2KJ3110-9JP23-.FS1	-Z H1J+H08+P00
	2.3	0.73	63027	1300	121300	O4C50.1300DE160	2LP069.-0GF.0-4BJ0	2KJ3108-9JP23-.FK1	-Z H1J+H07+P00
	2.3	1.05	62897	1300	153100	O4C55.1300DE160	2LP069.-0GG.0-3CJ0	2KJ3108-9JP23-.FR1	-Z H1J+H08+P00
	2.4	1.39	58693	1213	208500	O4C60.1213DE160	2LP069.-0GH.0-2CJ0	2KJ3110-9JP23-.FR1	-Z H1J+H08+P00
	2.6	0.82	56080	1156	119500	O4C50.1156DE160	2LP069.-0GF.0-3BJ0	2KJ3108-9JP23-.FJ1	-Z H1J+H07+P00
	2.6	1.18	55964	1156	147800	O4C55.1156DE160	2LP069.-0GG.0-2CJ0	2KJ3108-9JP23-.FQ1	-Z H1J+H08+P00
	2.8	1.60	50942	1053	199900	O4C60.1053DE160	2LP069.-0GH.0-1CJ0	2KJ3110-9JP23-.FQ1	-Z H1J+H08+P00
	2.9	0.92	49810	1027	115300	O4C50.1027DE160	2LP069.-0GF.0-4BJ0	2KJ3108-9JP23-.FK1	-Z H1J+H07+P00
	2.9	1.33	49707	1027	142600	O4C55.1027DE160	2LP069.-0GG.0-1CJ0	2KJ3108-9JP23-.FP1	-Z H1J+H08+P00
	3.0	0.74	48078	991	106400	O4C45.991DE160	2LP069.-0GE.0-8BJ0	2KJ3107-9JP23-.FP1	-Z H1J+H08+P00
	3.1	1.78	45814	947	193600	O4C60.947DE160	2LP069.-0GH.0-0CJ0	2KJ3110-9JP23-.FP1	-Z H1J+H08+P00
	3.2	1.03	44585	919	111500	O4C50.919DE160	2LP069.-0GF.0-3BJ0	2KJ3108-9JP23-.FJ1	-Z H1J+H07+P00
	3.2	1.49	44493	919	138000	O4C55.919DE160	2LP069.-0GG.0-0CJ0	2KJ3108-9JP23-.FN1	-Z H1J+H08+P00
3.4	0.85	41997	866	102100	O4C45.866DE160	2LP069.-0GE.0-7BJ0	2KJ3107-9JP23-.FN1	-Z H1J+H08+P00	
3.6	2.03	40043	827	185900	O4C60.827DE160	2LP069.-0GH.0-8BJ0	2KJ3110-9JP23-.FN1	-Z H1J+H08+P00	
3.8	0.95	37601	775	98800	O4C45.775DE160	2LP069.-0GE.0-6BJ0	2KJ3107-9JP23-.FM1	-Z H1J+H08+P00	
3.8	1.21	38115	786	106400	O4C50.786DE160	2LP069.-0GF.0-2BJ0	2KJ3108-9JP23-.FH1	-Z H1J+H07+P00	
3.8	1.74	38037	786	131600	O4C55.786DE160	2LP069.-0GG.0-8BJ0	2KJ3108-9JP23-.FM1	-Z H1J+H08+P00	
4.0	1.85	35733	738	129200	O4C55.738DE160	2LP069.-0GG.0-7BJ0	2KJ3110-9JP23-.FM1	-Z H1J+H08+P00	
4.0	2.28	35733	738	179700	O4C60.738DE160	2LP069.-0GH.0-7BJ0	2KJ3110-9JP23-.FM1	-Z H1J+H08+P00	
4.2	1.05	34035	702	95900	O4C45.702DE160	2LP069.-0GE.0-5BJ0	2KJ3108-9JP23-.FL1	-Z H1J+H07+P00	
4.2	1.35	34035	702	102800	O4C50.702DE160	2LP069.-0GF.0-1BJ0	2KJ3108-9JP23-.FG1	-Z H1J+H07+P00	

<sup>1)</sup> The specified values refer to continuous stresses. For infrequent, brief stresses please refer to Table 1 on page 3/2.



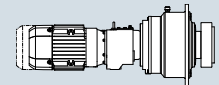
## Planetary geared motors, coaxial

## 2-pole geared motors

## Selection and ordering data (continued)

$P_N$ kW	$n_2$ rpm	$f_B$ -	$T_2$ Nm	$i_{total}$ -	$F_{R2,perm}$ <sup>1)</sup> N	Short product description	FLENDER SIP planetary gear unit	SIMOGEAR geared motor	Order codes
							Article No.	Article No.	
15	4.4	0.78	32809	678	68900	O4C40.678DE160	2LP069.-0GD.0-6BJ0	2KJ3107-9JP23-.FL1	-Z H1J+H06+P00
	4.6	2.10	31481	650	124300	O4C55.650DE160	2LP069.-0GG.0-6BJ0	2KJ3110-9JP23-.FL1	-Z H1J+H08+P00
	4.6	2.59	31481	650	173000	O4C60.650DE160	2LP069.-0GH.0-6BJ0	2KJ3110-9JP23-.FL1	-Z H1J+H08+P00
	4.8	1.19	30081	620	92400	O4C45.620DE160	2LP069.-0GE.0-4BJ0	2KJ3108-9JP23-.FK1	-Z H1J+H07+P00
	4.8	1.53	30081	620	99100	O4C50.620DE160	2LP069.-0GF.0-4BJ0	2KJ3108-9JP23-.FK1	-Z H1J+H07+P00
	5.1	0.72	28161	582	63800	O4C37.582DE160	2LP069.-0GC.0-5BJ0	2KJ3107-9JP23-.FK1	-Z H1J+H06+P00
	5.1	0.91	28161	582	65800	O4C40.582DE160	2LP069.-0GD.0-5BJ0	2KJ3107-9JP23-.FK1	-Z H1J+H06+P00
	5.2	2.40	27583	570	119500	O4C55.570DE160	2LP069.-0GG.0-5BJ0	2KJ3110-9JP23-.FK1	-Z H1J+H08+P00
	5.2	2.95	27583	570	166300	O4C60.570DE160	2LP069.-0GH.0-5BJ0	2KJ3110-9JP23-.FK1	-Z H1J+H08+P00
	5.4	1.36	26398	544	88800	O4C45.544DE160	2LP069.-0GE.0-3BJ0	2KJ3108-9JP23-.FJ1	-Z H1J+H07+P00
	5.4	1.74	26398	544	95300	O4C50.544DE160	2LP069.-0GF.0-3BJ0	2KJ3108-9JP23-.FJ1	-Z H1J+H07+P00
	5.8	0.82	24892	514	61500	O4C37.514DE160	2LP069.-0GC.0-4BJ0	2KJ3107-9JP23-.FJ1	-Z H1J+H06+P00
	5.8	1.02	24892	514	63400	O4C40.514DE160	2LP069.-0GD.0-4BJ0	2KJ3107-9JP23-.FJ1	-Z H1J+H06+P00
	6.0	2.75	24040	497	114700	O4C55.497DE160	2LP069.-0GG.0-4BJ0	2KJ3110-9JP23-.FJ1	-Z H1J+H08+P00
	6.2	2.00	22981	474	91400	O4C50.474DE160	2LP069.-0GF.0-2BJ0	2KJ3108-9JP23-.FH1	-Z H1J+H07+P00
	6.2	1.56	22981	474	85200	O4C45.474DE160	2LP069.-0GE.0-2BJ0	2KJ3108-9JP23-.FH1	-Z H1J+H07+P00
	6.8	0.96	21167	437	58600	O4C37.437DE160	2LP069.-0GC.0-3BJ0	2KJ3107-9JP23-.FH1	-Z H1J+H06+P00
	6.8	1.21	21167	437	60400	O4C40.437DE160	2LP069.-0GD.0-3BJ0	2KJ3107-9JP23-.FH1	-Z H1J+H06+P00
	7.3	1.82	19645	405	81300	O4C45.405DE160	2LP069.-0GE.0-1BJ0	2KJ3108-9JP23-.FG1	-Z H1J+H07+P00
	7.3	2.34	19645	405	87200	O4C50.405DE160	2LP069.-0GF.0-1BJ0	2KJ3108-9JP23-.FG1	-Z H1J+H07+P00
	7.9	1.12	18143	375	55900	O4C37.375DE160	2LP069.-0GC.0-2BJ0	2KJ3107-9JP23-.FG1	-Z H1J+H06+P00
	7.9	1.41	18143	375	57700	O4C40.375DE160	2LP069.-0GD.0-2BJ0	2KJ3107-9JP23-.FG1	-Z H1J+H06+P00
	8.1	1.15	17763	367	55600	O4C37.367DE160	2LP069.-0GC.0-1BJ0	2KJ3108-9JP23-.FF1	-Z H1J+H07+P00
	8.5	2.74	16816	347	83200	O4C50.347DE160	2LP069.-0GF.0-0AJ0	2KJ3108-9JP23-.FF1	-Z H1J+H07+P00
	8.5	2.13	16816	347	77600	O4C45.347DE160	2LP069.-0GE.0-0BJ0	2KJ3108-9JP23-.FF1	-Z H1J+H07+P00
	9.2	1.31	15531	321	53400	O4C37.321DE160	2LP069.-0GC.0-0BJ0	2KJ3108-9JP23-.FE1	-Z H1J+H07+P00
	9.2	1.64	15531	321	55000	O4C40.321DE160	2LP069.-0GD.0-0BJ0	2KJ3107-9JP23-.FE1	-Z H1J+H06+P00
	9.6	2.39	14968	309	74900	O4C45.309DE160	2LP069.-0GE.0-8AJ0	2KJ3108-9JP23-.FE1	-Z H1J+H07+P00
	10.3	0.73	13928	288	25700	O4C30.288DE160	2LP069.-0GA.0-0BJ0	2KJ3107-9JP23-.FJ1	-Z H1J+H06+P00
	10.7	1.53	13331	275	51000	O4C37.275DE160	2LP069.-0GC.0-8AJ0	2KJ3107-9JP23-.FD1	-Z H1J+H06+P00
10.7	1.91	13331	275	52600	O4C40.275DE160	2LP069.-0GD.0-8AJ0	2KJ3107-9JP23-.FD1	-Z H1J+H06+P00	
10.9	2.72	13135	271	72000	O4C45.271DE160	2LP069.-0GE.0-7AJ0	2KJ3108-9JP23-.FD1	-Z H1J+H07+P00	
12.1	0.86	11843	245	25700	O4C30.245DE160	2LP069.-0GA.0-8AJ0	2KJ3107-9JP23-.FH1	-Z H1J+H06+P00	
12.2	1.73	11784	243	49100	O4C37.243DE160	2LP069.-0GC.0-7AJ0	2KJ3107-9JP23-.FC1	-Z H1J+H06+P00	
12.2	2.16	11784	243	50700	O4C40.243DE160	2LP069.-0GD.0-7AJ0	2KJ3107-9JP23-.FC1	-Z H1J+H06+P00	
13.1	0.73	20995	434	53600	O4C35.434DE160	2LP069.-0GB.0-2BJ0	2KJ3107-9JP23-.FM1	-Z H1J+H06+P00	
13.1	1.40	10969	227	44100	O4C35.227DE160	2LP069.-0GB.0-6AJ0	2KJ3108-9JP23-.HG1	-Z H1J+P00	
13.1	2.33	10969	227	49600	O4C40.227DE160	2LP069.-0GD.0-6AJ0	2KJ3108-9JP23-.FG1	-Z H1J+H07+P00	
14.1	1.01	10151	210	25700	O4C30.210DE160	2LP069.-0GA.0-7AJ0	2KJ3107-9JP23-.FG1	-Z H1J+H06+P00	
14.3	2.04	10020	207	46800	O4C37.207DE160	2LP069.-0GC.0-6AJ0	2KJ3107-9JP23-.FB1	-Z H1J+H06+P00	
14.4	1.03	9939	205	25700	O4C30.205DE160	2LP069.-0GA.0-6AJ0	2KJ3107-9JP23-.FF1	-Z H1J+H06+P00	
15.3	0.83	18357	379	51500	O4C35.379DE160	2LP069.-0GB.0-1BJ0	2KJ3107-9JP23-.FL1	-Z H1J+H06+P00	
15.3	1.09	9389	194	25700	O4C30.194DE160	2LP069.-0GA.0-5AJ0	2KJ3108-9JP23-.HF1	-Z H1J+P00	
15.3	1.63	9389	194	42100	O4C35.194DE160	2LP069.-0GB.0-5AJ0	2KJ3108-9JP23-.HF1	-Z H1J+P00	
15.3	2.72	9389	194	47300	O4C40.194DE160	2LP069.-0GD.0-5AJ0	2KJ3108-9JP23-.FF1	-Z H1J+H07+P00	
16.7	2.38	8589	177	44700	O4C37.177DE160	2LP069.-0GC.0-5AJ0	2KJ3107-9JP23-.FA1	-Z H1J+H06+P00	
17.1	0.97	15757	326	49200	O4C35.326DE160	2LP069.-0GB.0-0BJ0	2KJ3107-9JP23-.FK1	-Z H1J+H06+P00	
17.1	1.22	8358	173	25700	O4C30.173DE160	2LP069.-0GA.0-4AJ0	2KJ3108-9JP23-.HE1	-Z H1J+P00	

<sup>1)</sup> The specified values refer to continuous stresses. For infrequent, brief stresses please refer to Table 1 on page 3/2.



## Selection and ordering data (continued)

$P_N$ kW	$n_2$ rpm	$f_B$ -	$T_2$ Nm	$i_{total}$ -	$F_{R2,perm}^{1)}$ N	Short product description	FLENDER SIP planetary gear unit	SIMOGEAR geared motor	Order codes
							Article No.	Article No.	
15	17.1	1.83	8358	173	40700	O4C35.173DE160	2LP069.-0GB.0-4AJ0	2KJ3108-9JP23-.HE1	-Z H1J+P00
	17.1	2.44	8358	173	44300	O4C37.173DE160	2LP069.-0GC.0-4AJ0	2KJ3108-9JP23-.FE1	-Z H1J+H07+P00
	19.5	1.04	14740	305	48200	O4C35.305DE160	2LP069.-0GB.0-8AJ0	2KJ3108-9JP23-.HJ1	-Z H1J+P00
	19.5	1.39	7334	152	25700	O4C30.152DE160	2LP069.-0GA.0-3AJ0	2KJ3108-9JP23-.HD1	-Z H1J+P00
	19.5	2.09	7335	152	39100	O4C35.152DE160	2LP069.-0GB.0-3AJ0	2KJ3108-9JP23-.HD1	-Z H1J+P00
	19.5	2.78	7335	152	42600	O4C37.152DE160	2LP069.-0GC.0-3AJ0	2KJ3108-9JP23-.FD1	-Z H1J+H07+P00
	22.4	1.19	12832	265	46200	O4C35.265DE160	2LP069.-0GB.0-7AJ0	2KJ3108-9JP23-.HH1	-Z H1J+P00
	22.4	1.60	6385	132	25700	O4C30.132DE160	2LP069.-0GA.0-2AJ0	2KJ3108-9JP23-.HC1	-Z H1J+P00
	22.4	2.40	6385	132	37500	O4C35.132DE160	2LP069.-0GB.0-2AJ0	2KJ3108-9JP23-.HC1	-Z H1J+P00
	26.2	1.87	5458	113	24500	O4C30.113DE160	2LP069.-0GA.0-1AJ0	2KJ3108-9JP23-.HB1	-Z H1J+P00
	26.2	2.80	5458	113	35800	O4C35.113DE160	2LP069.-0GB.0-1AJ0	2KJ3108-9JP23-.HB1	-Z H1J+P00
	30.7	2.18	4672	96.5	23400	O4C30.97DE160	2LP069.-0GA.0-0AJ0	2KJ3108-9JP23-.HA1	-Z H1J+P00
18.5	1.7	0.77	105592	1766	216200	O4C60.1766DE160	2LP069.-0GH.0-6CJ0	2KJ3108-9JT23-.FU1	-Z H1J+H08+P00
	1.7	0.80	102112	1708	216200	O4C60.1708DE160	2LP069.-0GH.0-5CJ0	2KJ3110-9JT23-.FU1	-Z H1J+H08+P00
	2.0	0.74	90274	1510	216200	O4C60.1510DE160	2LP069.-0GH.0-4CJ0	2KJ3110-9JT23-.FT1	-Z H1J+H08+P00
	2.0	0.90	89413	1495	155400	O4C55.1495DE160	2LP069.-0GG.0-5CJ0	2KJ3108-9JT23-.FT1	-Z H1J+H08+P00
	2.1	0.79	84154	1407	155400	O4C55.1407DE160	2LP069.-0GG.0-4CJ0	2KJ3108-9JT23-.FS1	-Z H1J+H08+P00
	2.2	1.01	80589	1348	215400	O4C60.1348DE160	2LP069.-0GH.0-3CJ0	2KJ3110-9JT23-.FS1	-Z H1J+H08+P00
	2.3	0.85	77712	1300	153100	O4C55.1300DE160	2LP069.-0GG.0-3CJ0	2KJ3108-9JT23-.FR1	-Z H1J+H08+P00
	2.4	1.12	72518	1213	208600	O4C60.1213DE160	2LP069.-0GH.0-2CJ0	2KJ3110-9JT23-.FR1	-Z H1J+H08+P00
	2.6	0.96	69146	1156	147900	O4C55.1156DE160	2LP069.-0GG.0-2CJ0	2KJ3108-9JT23-.FQ1	-Z H1J+H08+P00
	2.8	1.29	62941	1053	200000	O4C60.1053DE160	2LP069.-0GH.0-1CJ0	2KJ3110-9JT23-.FQ1	-Z H1J+H08+P00
	2.9	0.75	61415	1027	115400	O4C50.1027DE160	2LP069.-0GF.0-8BJ0	2KJ3108-9JT23-.FP1	-Z H1J+H07+P00
	2.9	1.08	61415	1027	142700	O4C55.1027DE160	2LP069.-0GG.0-1CJ0	2KJ3108-9JT23-.FP1	-Z H1J+H08+P00
	3.1	1.44	56604	947	193700	O4C60.947DE160	2LP069.-0GH.0-0CJ0	2KJ3110-9JT23-.FP1	-Z H1J+H08+P00
	3.2	0.83	54972	919	111600	O4C50.919DE160	2LP069.-0GF.0-7BJ0	2KJ3108-9JT23-.FN1	-Z H1J+H07+P00
	3.2	1.21	54972	919	138000	O4C55.919DE160	2LP069.-0GG.0-0CJ0	2KJ3108-9JT23-.FN1	-Z H1J+H08+P00
	3.6	1.64	49474	827	186000	O4C60.827DE160	2LP069.-0GH.0-8BJ0	2KJ3110-9JT23-.FN1	-Z H1J+H08+P00
	3.8	0.77	46361	775	98800	O4C45.775DE160	2LP069.-0GE.0-1DJ0	2KJ3107-9JT23-.FB1	-Z H1J+H07+P00
	3.8	0.97	46996	786	106500	O4C50.786DE160	2LP069.-0GF.0-6BJ0	2KJ3108-9JT23-.FM1	-Z H1J+H07+P00
	3.8	1.41	46996	786	131700	O4C55.786DE160	2LP069.-0GG.0-8BJ0	2KJ3108-9JT23-.FM1	-Z H1J+H08+P00
	4.0	1.50	44150	738	179800	O4C60.738DE160	2LP069.-0GH.0-7BJ0	2KJ3110-9JT23-.FM1	-Z H1J+H08+P00
	4.0	1.84	44150	738	129200	O4C55.738DE160	2LP069.-0GG.0-7BJ0	2KJ3110-9JT23-.FM1	-Z H1J+H08+P00
	4.2	0.85	41965	702	95900	O4C45.702DE160	2LP069.-0GE.0-5BJ0	2KJ3108-9JT23-.FL1	-Z H1J+H07+P00
	4.2	1.09	41965	702	102900	O4C50.702DE160	2LP069.-0GF.0-5BJ0	2KJ3108-9JT23-.FL1	-Z H1J+H07+P00
	4.5	1.71	38896	650	173100	O4C60.650DE160	2LP069.-0GH.0-6BJ0	2KJ3110-9JT23-.FL1	-Z H1J+H08+P00
4.5	2.09	38896	650	124400	O4C55.650DE160	2LP069.-0GG.0-6BJ0	2KJ3110-9JT23-.FL1	-Z H1J+H08+P00	
4.8	0.96	37090	620	92400	O4C45.620DE160	2LP069.-0GE.0-4BJ0	2KJ3108-9JT23-.FK1	-Z H1J+H07+P00	
4.8	1.23	37090	620	99200	O4C50.620DE160	2LP069.-0GF.0-4BJ0	2KJ3108-9JT23-.FK1	-Z H1J+H07+P00	
5.1	0.73	34794	582	65800	O4C40.582DE160	2LP069.-0GD.0-5BJ0	2KJ3107-9JT23-.FK1	-Z H1J+H06+P00	
5.2	1.95	34080	570	166300	O4C60.570DE160	2LP069.-0GH.0-5BJ0	2KJ3110-9JT23-.FK1	-Z H1J+H08+P00	
5.2	2.39	34080	570	119600	O4C55.570DE160	2LP069.-0GG.0-5BJ0	2KJ3110-9JT23-.FK1	-Z H1J+H08+P00	
5.4	1.09	32548	544	88900	O4C45.544DE160	2LP069.-0GE.0-3BJ0	2KJ3108-9JT23-.FJ1	-Z H1J+H07+P00	
5.4	1.41	32548	544	95300	O4C50.544DE160	2LP069.-0GF.0-3BJ0	2KJ3108-9JT23-.FJ1	-Z H1J+H07+P00	
5.7	0.83	30755	514	63400	O4C40.514DE160	2LP069.-0GD.0-4BJ0	2KJ3107-9JT23-.FJ1	-Z H1J+H06+P00	
5.9	2.23	29703	497	159600	O4C60.497DE160	2LP069.-0GH.0-4BJ0	2KJ3110-9JT23-.FJ1	-Z H1J+H08+P00	
5.9	2.74	29703	497	114700	O4C55.497DE160	2LP069.-0GG.0-4BJ0	2KJ3110-9JT23-.FJ1	-Z H1J+H08+P00	
6.2	1.26	28336	474	85300	O4C45.474DE160	2LP069.-0GE.0-2BJ0	2KJ3108-9JT23-.FH1	-Z H1J+H07+P00	

<sup>1)</sup> The specified values refer to continuous stresses. For infrequent, brief stresses please refer to Table 1 on page 3/2.





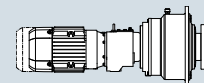
## Planetary geared motors, coaxial

## 2-pole geared motors

## Selection and ordering data (continued)

$P_N$ kW	$n_2$ rpm	$f_B$ -	$T_2$ Nm	$i_{total}$ -	$F_{R2,perm}$ <sup>1)</sup> N	Short product description	FLENDER SIP planetary gear unit	SIMOGEAR geared motor	Order codes
							Article No.	Article No.	
18.5	6.2	1.62	28336	474	91500	O4C50.474DE160	2LP069.-0GF.0-2BJ0	2KJ3108-9JT23-.FH1	-Z H1J+H07+P00
	6.5	2.45	27109	453	111600	O4C55.453DE160	2LP069.-0GG.0-3BJ0	2KJ3110-9JT23-.FH1	-Z H1J+H08+P00
	6.5	3.00	27109	453	155300	O4C60.453DE160	2LP069.-0GH.0-3BJ0	2KJ3110-9JT23-.FH1	-Z H1J+H08+P00
	6.8	0.78	26152	437	58600	O4C37.437DE160	2LP069.-0GC.0-3BJ0	2KJ3107-9JT23-.FH1	-Z H1J+H06+P00
	6.8	0.97	26152	437	60400	O4C40.437DE160	2LP069.-0GD.0-3BJ0	2KJ3107-9JT23-.FH1	-Z H1J+H06+P00
	7.3	1.47	24222	405	81300	O4C45.405DE160	2LP069.-0GE.0-1BJ0	2KJ3108-9JT23-.FG1	-Z H1J+H07+P00
	7.3	1.89	24222	405	87200	O4C50.405DE160	2LP069.-0GF.0-1BJ0	2KJ3108-9JT23-.FG1	-Z H1J+H07+P00
	7.6	2.84	23338	390	106700	O4C55.390DE160	2LP069.-0GG.0-2BJ0	2KJ3110-9JT23-.FG1	-Z H1J+H08+P00
	7.8	2.94	22542	377	105600	O4C55.377DE160	2LP069.-0GG.0-1BJ0	2KJ3110-9JT23-.FF1	-Z H1J+H08+P00
	7.9	0.91	22417	375	56000	O4C37.375DE160	2LP069.-0GC.0-2BJ0	2KJ3107-9JT23-.FG1	-Z H1J+H06+P00
	7.9	1.13	22417	375	57700	O4C40.375DE160	2LP069.-0GD.0-2BJ0	2KJ3107-9JT23-.FG1	-Z H1J+H06+P00
	8.1	0.93	21947	367	55600	O4C37.367DE160	2LP069.-0GC.0-1BJ0	2KJ3107-9JT23-.FF1	-Z H1J+H06+P00
	8.1	1.16	21947	367	57300	O4C40.367DE160	2LP069.-0GD.0-1BJ0	2KJ3107-9JT23-.FF1	-Z H1J+H06+P00
	8.5	1.72	20733	347	77600	O4C45.347DE160	2LP069.-0GE.0-0AJ0	2KJ3108-9JT23-.FF1	-Z H1J+H07+P00
	8.5	2.21	20733	347	83300	O4C50.347DE160	2LP069.-0GF.0-0AJ0	2KJ3108-9JT23-.FF1	-Z H1J+H07+P00
	9.1	0.78	19468	326	49200	O4C35.326DE160	2LP069.-0GB.0-0BJ0	2KJ3107-9JT23-.FK1	-Z H1J+H06+P00
	9.2	1.06	19190	321	53400	O4C37.321DE160	2LP069.-0GC.0-0BJ0	2KJ3107-9JT23-.FE1	-Z H1J+H06+P00
	9.2	1.32	19190	321	55100	O4C40.321DE160	2LP069.-0GD.0-0BJ0	2KJ3107-9JT23-.FE1	-Z H1J+H06+P00
	9.6	1.93	18455	309	75000	O4C45.309DE160	2LP069.-0GE.0-8AJ0	2KJ3108-9JT23-.FE1	-Z H1J+H07+P00
	9.6	2.48	18455	309	80400	O4C50.309DE160	2LP069.-0GF.0-8AJ0	2KJ3108-9JT23-.FE1	-Z H1J+H07+P00
	9.7	0.84	18211	305	48200	O4C35.305DE160	2LP069.-0GB.0-8AJ0	2KJ3108-9JT23-.HJ1	-Z H1J+P00
	10.7	1.23	16471	275	51000	O4C37.275DE160	2LP069.-0GC.0-8AJ0	2KJ3107-9JT23-.FD1	-Z H1J+H06+P00
	10.7	1.54	16471	275	52600	O4C40.275DE160	2LP069.-0GD.0-8AJ0	2KJ3107-9JT23-.FD1	-Z H1J+H06+P00
	10.9	2.20	16196	271	72100	O4C45.271DE160	2LP069.-0GE.0-7AJ0	2KJ3108-9JT23-.FD1	-Z H1J+H07+P00
	10.9	2.83	16196	271	77300	O4C50.271DE160	2LP069.-0GF.0-7AJ0	2KJ3108-9JT23-.FD1	-Z H1J+H07+P00
	11.1	0.96	15855	265	46300	O4C35.265DE160	2LP069.-0GB.0-7AJ0	2KJ3108-9JT23-.HH1	-Z H1J+P00
	12.1	1.40	14560	243	49200	O4C37.243DE160	2LP069.-0GC.0-7AJ0	2KJ3107-9JT23-.FC1	-Z H1J+H06+P00
	12.1	1.75	14560	243	50700	O4C40.243DE160	2LP069.-0GD.0-7AJ0	2KJ3107-9JT23-.FC1	-Z H1J+H06+P00
	12.5	2.52	14100	236	69100	O4C45.236DE160	2LP069.-0GE.0-6AJ0	2KJ3108-9JT23-.FC1	-Z H1J+H07+P00
	13.0	1.13	13552	227	44100	O4C35.227DE160	2LP069.-0GB.0-6AJ0	2KJ3108-9JT23-.HG1	-Z H1J+P00
13.0	1.88	13552	227	49600	O4C40.227DE160	2LP069.-0GD.0-6AJ0	2KJ3108-9JT23-.FG1	-Z H1J+H07+P00	
14.3	1.64	12380	207	46800	O4C37.207DE160	2LP069.-0GC.0-6AJ0	2KJ3107-9JT23-.FB1	-Z H1J+H06+P00	
14.7	2.95	12053	202	66000	O4C45.202DE160	2LP069.-0GE.0-5AJ0	2KJ3108-9JT23-.FB1	-Z H1J+H07+P00	
15.2	0.88	11601	194	28900	O4C30.194DE160	2LP069.-0GA.0-5AJ0	2KJ3108-9JT23-.HF1	-Z H1J+P00	
15.2	1.31	11601	194	42100	O4C35.194DE160	2LP069.-0GB.0-5AJ0	2KJ3108-9JT23-.HF1	-Z H1J+P00	
15.2	2.19	11601	194	47300	O4C40.194DE160	2LP069.-0GD.0-5AJ0	2KJ3108-9JT23-.FF1	-Z H1J+H07+P00	
16.7	1.92	10612	177	44700	O4C37.177DE160	2LP069.-0GC.0-5AJ0	2KJ3107-9JT23-.FA1	-Z H1J+H06+P00	
17.1	0.98	10326	173	27900	O4C30.173DE160	2LP069.-0GA.0-4AJ0	2KJ3108-9JT23-.HE1	-Z H1J+P00	
17.1	1.48	10326	173	40700	O4C35.173DE160	2LP069.-0GB.0-4AJ0	2KJ3108-9JT23-.HE1	-Z H1J+P00	
17.1	1.97	10326	173	44400	O4C37.173DE160	2LP069.-0GC.0-4AJ0	2KJ3108-9JT23-.FE1	-Z H1J+H07+P00	
17.1	2.46	10326	173	45700	O4C40.173DE160	2LP069.-0GD.0-4AJ0	2KJ3108-9JT23-.FE1	-Z H1J+H07+P00	
19.5	1.12	9062	152	26800	O4C30.152DE160	2LP069.-0GA.0-3AJ0	2KJ3108-9JT23-.HD1	-Z H1J+P00	
19.5	1.68	9062	152	39100	O4C35.152DE160	2LP069.-0GB.0-3AJ0	2KJ3108-9JT23-.HD1	-Z H1J+P00	
19.5	2.24	9062	152	42600	O4C37.152DE160	2LP069.-0GC.0-3AJ0	2KJ3108-9JT23-.FD1	-Z H1J+H07+P00	
19.5	2.81	9062	152	44000	O4C40.152DE160	2LP069.-0GD.0-3AJ0	2KJ3108-9JT23-.FD1	-Z H1J+H07+P00	
22.4	1.29	7889	132	25700	O4C30.132DE160	2LP069.-0GA.0-2AJ0	2KJ3108-9JT23-.HC1	-Z H1J+P00	
22.4	1.93	7889	132	37500	O4C35.132DE160	2LP069.-0GB.0-2AJ0	2KJ3108-9JT23-.HC1	-Z H1J+P00	
22.4	2.58	7889	132	40900	O4C37.132DE160	2LP069.-0GC.0-2AJ0	2KJ3108-9JT23-.FC1	-Z H1J+H07+P00	

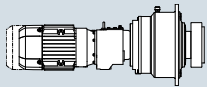
<sup>1)</sup> The specified values refer to continuous stresses. For infrequent, brief stresses please refer to Table 1 on page 3/2.



## Selection and ordering data (continued)

$P_N$ kW	$n_2$ rpm	$f_B$ -	$T_2$ Nm	$i_{total}$ -	$F_{R2,perm}^{1)}$ N	Short product description	FLENDER SIP planetary gear unit	SIMOGEAR geared motor	
							Article No.	Article No.	Order codes
18.5	26.2	1.51	6744	113	24500	O4C30.113DE160	2LP069.-0GA.0-1AJ0	2KJ3108-9JT23-.HB1	-Z H1J+P00
	26.2	2.26	6744	113	35800	O4C35.113DE160	2LP069.-0GB.0-1AJ0	2KJ3108-9JT23-.HB1	-Z H1J+P00
	30.6	1.76	5772	96.5	23400	O4C30.97DE160	2LP069.-0GA.0-0AJ0	2KJ3108-9JT23-.HA1	-Z H1J+P00
	30.6	2.64	5772	96.5	34200	O4C35.97DE160	2LP069.-0GB.0-0AJ0	2KJ3108-9JT23-.HA1	-Z H1J+P00

<sup>1)</sup> The specified values refer to continuous stresses. For infrequent, brief stresses please refer to Table 1 on page 3/2.



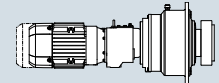
## Planetary geared motors, coaxial

## 6-pole geared motors

## Selection and ordering data

$P_N$	$n_2$	$f_B$	$T_2$	$i_{total}$	$F_{R2,perm}^{1)}$	Short product description	FLENDER SIP planetary gear unit	SIMOGEAR geared motor	Order codes
kW	rpm	-	Nm	-	N		Article No.	Article No.	
<b>0.09</b>	0.06	1.37	14863	14716	76000	O5C37.14716DE63	2LP069.-0GC.0-0FB0	2KJ3206-9BD11-.FS1	-Z H1J+H06+P01
	0.06	1.54	13216	13085	76000	O5C37.13085DE63	2LP069.-0GC.0-8EB0	2KJ3206-9BD11-.FR1	-Z H1J+H06+P01
	0.06	1.72	14863	14716	80800	O5C40.14716DE63	2LP069.-0GD.0-8EB0	2KJ3206-9BD11-.FS1	-Z H1J+H06+P01
	0.06	1.93	13216	13085	80800	O5C40.13085DE63	2LP069.-0GD.0-7EB0	2KJ3206-9BD11-.FR1	-Z H1J+H06+P01
	0.07	0.80	12710	12584	45500	O5C30.12584DE63	2LP069.-0GA.0-8EB0	2KJ3204-9BD11-.FS1	-Z H1J+H05+P01
	0.07	1.20	12710	12584	69400	O5C35.12584DE63	2LP069.-0GB.0-7EB0	2KJ3204-9BD11-.FS1	-Z H1J+H05+P01
	0.07	1.76	11604	11489	76000	O5C37.11489DE63	2LP069.-0GC.0-7EB0	2KJ3206-9BD11-.FQ1	-Z H1J+H06+P01
	0.07	2.20	11604	11489	80800	O5C40.11489DE63	2LP069.-0GD.0-6EB0	2KJ3206-9BD11-.FQ1	-Z H1J+H06+P01
	0.08	1.35	11301	11189	69400	O5C35.11189DE63	2LP069.-0GB.0-6EB0	2KJ3204-9BD11-.FR1	-Z H1J+H05+P01
	0.08	1.93	10549	10445	76000	O5C37.10445DE63	2LP069.-0GC.0-6EB0	2KJ3206-9BD11-.FP1	-Z H1J+H06+P01
	0.08	2.42	10549	10445	80800	O5C40.10445DE63	2LP069.-0GD.0-5EB0	2KJ3206-9BD11-.FP1	-Z H1J+H06+P01
	0.09	1.54	9923	9825	69400	O5C35.9825DE63	2LP069.-0GB.0-5EB0	2KJ3204-9BD11-.FQ1	-Z H1J+H05+P01
	0.10	1.70	9013	8923	69400	O5C35.8923DE63	2LP069.-0GB.0-4EB0	2KJ3204-9BD11-.FP1	-Z H1J+H05+P01
	0.10	2.26	9025	8936	76000	O5C37.8936DE63	2LP069.-0GC.0-5EB0	2KJ3206-9BD11-.FN1	-Z H1J+H06+P01
	0.10	2.49	8205	8124	76000	O5C37.8124DE63	2LP069.-0GC.0-4EB0	2KJ3206-9BD11-.FM1	-Z H1J+H06+P01
	0.10	2.83	9025	8936	80800	O5C40.8936DE63	2LP069.-0GD.0-4EB0	2KJ3206-9BD11-.FN1	-Z H1J+H06+P01
	0.11	1.98	7718	7641	69400	O5C35.7641DE63	2LP069.-0GB.0-3EB0	2KJ3204-9BD11-.FN1	-Z H1J+H05+P01
	0.12	2.18	7016	6947	69400	O5C35.6947DE63	2LP069.-0GB.0-2EB0	2KJ3204-9BD11-.FM1	-Z H1J+H05+P01
	0.12	2.81	7253	7181	76000	O5C37.7181DE63	2LP069.-0GC.0-3EB0	2KJ3206-9BD11-.FL1	-Z H1J+H06+P01
	0.13	0.90	11301	11189	45500	O5C30.11189DE63	2LP069.-0GA.0-7EB0	2KJ3204-9BD11-.FR1	-Z H1J+H05+P01
	0.14	1.03	9923	9825	45500	O5C30.9825DE63	2LP069.-0GA.0-6EB0	2KJ3204-9BD11-.FQ1	-Z H1J+H05+P01
	0.14	2.47	6202	6140	69400	O5C35.6140DE63	2LP069.-0GB.0-1EB0	2KJ3204-9BD11-.FL1	-Z H1J+H05+P01
	0.15	2.71	5638	5582	69400	O5C35.5582DE63	2LP069.-0GB.0-0EB0	2KJ3204-9BD11-.FK1	-Z H1J+H05+P01
	0.16	1.13	9013	8923	45500	O5C30.8923DE63	2LP069.-0GA.0-5EB0	2KJ3204-9BD11-.FP1	-Z H1J+H05+P01
	0.18	1.32	7718	7641	45500	O5C30.7641DE63	2LP069.-0GA.0-4EB0	2KJ3204-9BD11-.FN1	-Z H1J+H05+P01
	0.20	1.45	7016	6947	45500	O5C30.6947DE63	2LP069.-0GA.0-3EB0	2KJ3204-9BD11-.FM1	-Z H1J+H05+P01
	0.23	1.65	6202	6140	45500	O5C30.6140DE63	2LP069.-0GA.0-2EB0	2KJ3204-9BD11-.FL1	-Z H1J+H05+P01
0.25	1.81	5638	5582	45500	O5C30.5582DE63	2LP069.-0GA.0-1EB0	2KJ3204-9BD11-.FK1	-Z H1J+H05+P01	
0.29	2.07	4938	4890	45500	O5C30.4890DE63	2LP069.-0GA.0-0EB0	2KJ3204-9BD11-.FJ1	-Z H1J+H05+P01	
0.31	2.24	4559	4513	45500	O5C30.4513DE63	2LP069.-0GA.0-8DB0	2KJ3204-9BD11-.FH1	-Z H1J+H05+P01	
0.35	2.53	4036	3996	45500	O5C30.3996DE63	2LP069.-0GA.0-7DB0	2KJ3204-9BD11-.FG1	-Z H1J+H05+P01	
<b>0.12</b>	0.06	1.05	19425	14716	76000	O5C37.14716DE63	2LP069.-0GC.0-0FB0	2KJ3206-9BE11-.FS1	-Z H1J+H06+P01
	0.06	1.31	19425	14716	80800	O5C40.14716DE63	2LP069.-0GD.0-8EB0	2KJ3206-9BE11-.FS1	-Z H1J+H06+P01
	0.07	0.92	16611	12584	69400	O5C35.12584DE63	2LP069.-0GB.0-7EB0	2KJ3204-9BE11-.FS1	-Z H1J+H05+P01
	0.07	1.18	17272	13085	76000	O5C37.13085DE63	2LP069.-0GC.0-8EB0	2KJ3206-9BE11-.FR1	-Z H1J+H06+P01
	0.07	1.48	17272	13085	80800	O5C40.13085DE63	2LP069.-0GD.0-7EB0	2KJ3206-9BE11-.FR1	-Z H1J+H06+P01
	0.08	1.04	14770	11189	69400	O5C35.11189DE63	2LP069.-0GB.0-6EB0	2KJ3204-9BE11-.FR1	-Z H1J+H05+P01
	0.08	1.35	15166	11489	76000	O5C37.11489DE63	2LP069.-0GC.0-7EB0	2KJ3206-9BE11-.FQ1	-Z H1J+H06+P01
	0.08	1.48	13787	10445	76000	O5C37.10445DE63	2LP069.-0GC.0-6EB0	2KJ3206-9BE11-.FP1	-Z H1J+H06+P01
	0.08	1.68	15166	11489	80800	O5C40.11489DE63	2LP069.-0GD.0-6EB0	2KJ3206-9BE11-.FQ1	-Z H1J+H06+P01
	0.08	1.85	13787	10445	80800	O5C40.10445DE63	2LP069.-0GD.0-5EB0	2KJ3206-9BE11-.FP1	-Z H1J+H06+P01
	0.09	0.79	12969	9825	45500	O5C30.9825DE63	2LP069.-0GA.0-6EB0	2KJ3204-9BE11-.FQ1	-Z H1J+H05+P01
	0.09	1.18	12969	9825	69400	O5C35.9825DE63	2LP069.-0GB.0-5EB0	2KJ3204-9BE11-.FQ1	-Z H1J+H05+P01
	0.10	0.87	11779	8923	45500	O5C30.8923DE63	2LP069.-0GA.0-5EB0	2KJ3204-9BE11-.FP1	-Z H1J+H05+P01
	0.10	1.30	11779	8923	69400	O5C35.8923DE63	2LP069.-0GB.0-4EB0	2KJ3204-9BE11-.FP1	-Z H1J+H05+P01
	0.10	1.73	11796	8936	76000	O5C37.8936DE63	2LP069.-0GC.0-5EB0	2KJ3206-9BE11-.FN1	-Z H1J+H06+P01
	0.10	2.16	11796	8936	80800	O5C40.8936DE63	2LP069.-0GD.0-4EB0	2KJ3206-9BE11-.FN1	-Z H1J+H06+P01
	0.11	1.01	10087	7641	45500	O5C30.7641DE63	2LP069.-0GA.0-4EB0	2KJ3204-9BE11-.FN1	-Z H1J+H05+P01

<sup>1)</sup> The specified values refer to continuous stresses. For infrequent, brief stresses please refer to Table 1 on page 3/2.



## Selection and ordering data (continued)

$P_N$ kW	$n_2$ rpm	$f_B$ -	$T_2$ Nm	$i_{total}$ -	$F_{R2,perm}$ <sup>1)</sup> N	Short product description	FLENDER SIP	SIMOGEAR	Order codes
							planetary gear unit	geared motor	
							Article No.	Article No.	
0.12	0.11	1.52	10087	7641	69400	O5C35.7641DE63	2LP069.-0GB.0-3EB0	2KJ3204-9BE11-.FN1	-Z H1J+H05+P01
	0.11	1.90	10723	8124	76000	O5C37.8124DE63	2LP069.-0GC.0-4EB0	2KJ3206-9BE11-.FM1	-Z H1J+H06+P01
	0.11	2.38	10723	8124	80800	O5C40.8124DE63	2LP069.-0GD.0-3EB0	2KJ3206-9BE11-.FM1	-Z H1J+H06+P01
	0.12	2.15	9479	7181	76000	O5C37.7181DE63	2LP069.-0GC.0-3EB0	2KJ3206-9BE11-.FL1	-Z H1J+H06+P01
	0.12	2.69	9479	7181	80800	O5C40.7181DE63	2LP069.-0GD.0-2EB0	2KJ3206-9BE11-.FL1	-Z H1J+H06+P01
	0.13	1.11	9170	6947	45500	O5C30.6947DE63	2LP069.-0GA.0-3EB0	2KJ3204-9BE11-.FM1	-Z H1J+H05+P01
	0.13	1.67	9170	6947	69400	O5C35.6947DE63	2LP069.-0GB.0-2EB0	2KJ3204-9BE11-.FM1	-Z H1J+H05+P01
	0.13	2.37	8617	6528	76000	O5C37.6528DE63	2LP069.-0GC.0-2EB0	2KJ3206-9BE11-.FK1	-Z H1J+H06+P01
	0.13	2.96	8617	6528	80800	O5C40.6528DE63	2LP069.-0GD.0-1EB0	2KJ3206-9BE11-.FK1	-Z H1J+H06+P01
	0.14	1.26	8105	6140	45500	O5C30.6140DE63	2LP069.-0GA.0-2EB0	2KJ3204-9BE11-.FL1	-Z H1J+H05+P01
	0.14	1.89	8105	6140	69400	O5C35.6140DE63	2LP069.-0GB.0-1EB0	2KJ3204-9BE11-.FL1	-Z H1J+H05+P01
	0.15	2.70	7548	5718	76000	O5C37.5718DE63	2LP069.-0GC.0-1EB0	2KJ3206-9BE11-.FJ1	-Z H1J+H06+P01
	0.16	1.38	7368	5582	45500	O5C30.5582DE63	2LP069.-0GA.0-1EB0	2KJ3204-9BE11-.FK1	-Z H1J+H05+P01
	0.16	2.08	7368	5582	69400	O5C35.5582DE63	2LP069.-0GB.0-0EB0	2KJ3204-9BE11-.FK1	-Z H1J+H05+P01
	0.16	2.93	6967	5278	76000	O5C37.5278DE63	2LP069.-0GC.0-0EB0	2KJ3206-9BE11-.FH1	-Z H1J+H06+P01
	0.18	1.58	6454	4890	45500	O5C30.4890DE63	2LP069.-0GA.0-0EB0	2KJ3204-9BE11-.FJ1	-Z H1J+H05+P01
	0.18	2.37	6454	4890	69400	O5C35.4890DE63	2LP069.-0GB.0-8DB0	2KJ3204-9BE11-.FJ1	-Z H1J+H05+P01
	0.19	1.71	5958	4513	45500	O5C30.4513DE63	2LP069.-0GA.0-8DB0	2KJ3204-9BE11-.FH1	-Z H1J+H05+P01
	0.19	2.57	5958	4513	69400	O5C35.4513DE63	2LP069.-0GB.0-7DB0	2KJ3204-9BE11-.FH1	-Z H1J+H05+P01
	0.22	1.93	5275	3996	45500	O5C30.3996DE63	2LP069.-0GA.0-7DB0	2KJ3204-9BE11-.FG1	-Z H1J+H05+P01
0.22	2.90	5275	3996	69400	O5C35.3996DE63	2LP069.-0GB.0-6DB0	2KJ3204-9BE11-.FG1	-Z H1J+H05+P01	
0.26	2.32	4390	3326	45500	O5C30.3326DE63	2LP069.-0GA.0-6DB0	2KJ3204-9BE11-.FF1	-Z H1J+H05+P01	
0.28	2.47	4132	3130	45500	O5C30.3130DE63	2LP069.-0GA.0-5DB0	2KJ3204-9BE11-.FE1	-Z H1J+H05+P01	
0.31	2.76	3702	2805	45500	O5C30.2805DE63	2LP069.-0GA.0-4DB0	2KJ3204-9BE11-.FD1	-Z H1J+H05+P01	
0.18	0.06	0.77	26432	13085	76000	O5C37.13085DE71	2LP069.-0GC.0-8EC0	2KJ3206-9CD11-.FR1	-Z H1J+H06+P01
	0.06	0.86	29727	14716	80800	O5C40.14716DE71	2LP069.-0GD.0-8EC0	2KJ3206-9CD11-.FS1	-Z H1J+H06+P01
	0.06	0.97	26432	13085	80800	O5C40.13085DE71	2LP069.-0GD.0-7EC0	2KJ3206-9CD11-.FR1	-Z H1J+H06+P01
	0.06	1.20	29885	14794	107700	O5C45.14794DE71	2LP069.-0GE.0-7EC0	2KJ3207-9CD11-.FS1	-Z H1J+H07+P01
	0.06	1.31	27168	13449	107700	O5C45.13449DE71	2LP069.-0GE.0-6EC0	2KJ3207-9CD11-.FR1	-Z H1J+H07+P01
	0.06	1.54	29885	14794	121300	O5C50.14794DE71	2LP069.-0GF.0-7EC0	2KJ3207-9CD11-.FS1	-Z H1J+H07+P01
	0.06	1.69	27168	13449	121300	O5C50.13449DE71	2LP069.-0GF.0-6EC0	2KJ3207-9CD11-.FR1	-Z H1J+H07+P01
	0.07	0.88	23208	11489	76000	O5C37.11489DE71	2LP069.-0GC.0-7EC0	2KJ3206-9CD11-.FQ1	-Z H1J+H06+P01
	0.07	1.10	23208	11489	80800	O5C40.11489DE71	2LP069.-0GD.0-6EC0	2KJ3206-9CD11-.FQ1	-Z H1J+H06+P01
	0.07	1.55	23107	11439	107700	O5C45.11439DE71	2LP069.-0GE.0-5EC0	2KJ3207-9CD11-.FQ1	-Z H1J+H07+P01
	0.07	1.99	23107	11439	121300	O5C50.11439DE71	2LP069.-0GF.0-5EC0	2KJ3207-9CD11-.FQ1	-Z H1J+H07+P01
	0.08	0.97	21098	10445	76000	O5C37.10445DE71	2LP069.-0GC.0-6EC0	2KJ3206-9CD11-.FP1	-Z H1J+H06+P01
	0.08	1.21	21098	10445	80800	O5C40.10445DE71	2LP069.-0GD.0-5EC0	2KJ3206-9CD11-.FP1	-Z H1J+H06+P01
	0.08	1.70	21006	10399	107700	O5C45.10399DE71	2LP069.-0GE.0-4EC0	2KJ3207-9CD11-.FP1	-Z H1J+H07+P01
	0.08	2.19	21006	10399	121300	O5C50.10399DE71	2LP069.-0GF.0-4EC0	2KJ3207-9CD11-.FP1	-Z H1J+H07+P01
	0.09	0.77	19846	9825	69400	O5C35.9825DE71	2LP069.-0GB.0-5EC0	2KJ3204-9CD11-.FQ1	-Z H1J+H05+P01
	0.09	1.91	18742	9278	107700	O5C45.9278DE71	2LP069.-0GE.0-3EC0	2KJ3207-9CD11-.FN1	-Z H1J+H07+P01
	0.09	2.45	18742	9278	121300	O5C50.9278DE71	2LP069.-0GF.0-3EC0	2KJ3207-9CD11-.FN1	-Z H1J+H07+P01
	0.10	0.85	18025	8923	69400	O5C35.8923DE71	2LP069.-0GB.0-4EC0	2KJ3204-9CD11-.FP1	-Z H1J+H05+P01
	0.10	1.13	18051	8936	76000	O5C37.8936DE71	2LP069.-0GC.0-5EC0	2KJ3206-9CD11-.FN1	-Z H1J+H06+P01
0.10	1.24	16410	8124	76000	O5C37.8124DE71	2LP069.-0GC.0-4EC0	2KJ3206-9CD11-.FM1	-Z H1J+H06+P01	
0.10	1.41	18051	8936	80800	O5C40.8936DE71	2LP069.-0GD.0-4EC0	2KJ3206-9CD11-.FN1	-Z H1J+H06+P01	
0.10	1.55	16410	8124	80800	O5C40.8124DE71	2LP069.-0GD.0-3EC0	2KJ3206-9CD11-.FM1	-Z H1J+H06+P01	
0.10	2.13	16805	8319	107700	O5C45.8319DE71	2LP069.-0GE.0-2EC0	2KJ3207-9CD11-.FM1	-Z H1J+H07+P01	

<sup>1)</sup> The specified values refer to continuous stresses. For infrequent, brief stresses please refer to Table 1 on page 3/2.





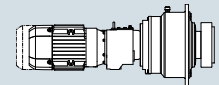
## Planetary geared motors, coaxial

## 6-pole geared motors

## Selection and ordering data (continued)

$P_N$ kW	$n_2$ rpm	$f_B$ -	$T_2$ Nm	$i_{total}$ -	$F_{R2,perm}^{1)}$ N	Short product description	FLENDER SIP planetary gear unit	SIMOGEAR geared motor	Order codes
							Article No.	Article No.	
0.18	0.10	2.73	16805	8319	121300	O5C50.8319DE71	2LP069.-0GF.0-2EC0	2KJ3207-9CD11-.FM1	-Z H1J+H07+P01
	0.11	0.99	15436	7641	69400	O5C35.7641DE71	2LP069.-0GB.0-3EC0	2KJ3204-9CD11-.FN1	-Z H1J+H05+P01
	0.11	2.36	15148	7499	107700	O5C45.7499DE71	2LP069.-0GE.0-1EC0	2KJ3207-9CD11-.FL1	-Z H1J+H07+P01
	0.12	0.73	14032	6947	45500	O5C30.6947DE71	2LP069.-0GA.0-2EC0	2KJ3204-9CD11-.FM1	-Z H1J+H05+P01
	0.12	1.09	14032	6947	69400	O5C35.6947DE71	2LP069.-0GB.0-2EC0	2KJ3204-9CD11-.FM1	-Z H1J+H05+P01
	0.12	1.41	14505	7181	76000	O5C37.7181DE71	2LP069.-0GC.0-3EC0	2KJ3206-9CD11-.FL1	-Z H1J+H06+P01
	0.12	1.76	14505	7181	80800	O5C40.7181DE71	2LP069.-0GD.0-2EC0	2KJ3206-9CD11-.FL1	-Z H1J+H06+P01
	0.12	2.55	13983	6922	107700	O5C45.6922DE71	2LP069.-0GE.0-0EC0	2KJ3207-9CD11-.FK1	-Z H1J+H07+P01
	0.13	1.55	13187	6528	76000	O5C37.6528DE71	2LP069.-0GC.0-2EC0	2KJ3206-9CD11-.FK1	-Z H1J+H06+P01
	0.13	1.93	13187	6528	80800	O5C40.6528DE71	2LP069.-0GD.0-1EC0	2KJ3206-9CD11-.FK1	-Z H1J+H06+P01
	0.13	2.80	12764	6319	107700	O5C45.6319DE71	2LP069.-0GE.0-8DC0	2KJ3207-9CD11-.FJ1	-Z H1J+H07+P01
	0.14	0.82	12404	6140	45500	O5C30.6140DE71	2LP069.-0GA.0-1EC0	2KJ3204-9CD11-.FL1	-Z H1J+H05+P01
	0.14	1.23	12404	6140	69400	O5C35.6140DE71	2LP069.-0GB.0-1EC0	2KJ3204-9CD11-.FL1	-Z H1J+H05+P01
	0.15	0.90	11276	5582	45500	O5C30.5582DE71	2LP069.-0GA.0-0EC0	2KJ3204-9CD11-.FK1	-Z H1J+H05+P01
	0.15	1.36	11276	5582	69400	O5C35.5582DE71	2LP069.-0GB.0-0EC0	2KJ3204-9CD11-.FK1	-Z H1J+H05+P01
	0.15	1.77	11550	5718	76000	O5C37.5718DE71	2LP069.-0GC.0-1EC0	2KJ3206-9CD11-.FJ1	-Z H1J+H06+P01
	0.15	2.21	11550	5718	80800	O5C40.5718DE71	2LP069.-0GD.0-0EC0	2KJ3206-9CD11-.FJ1	-Z H1J+H06+P01
	0.16	1.91	10662	5278	76000	O5C37.5278DE71	2LP069.-0GC.0-0EC0	2KJ3206-9CD11-.FH1	-Z H1J+H06+P01
	0.16	2.39	10662	5278	80800	O5C40.5278DE71	2LP069.-0GD.0-8DC0	2KJ3206-9CD11-.FH1	-Z H1J+H06+P01
	0.17	1.03	9877	4890	45500	O5C30.4890DE71	2LP069.-0GA.0-8DC0	2KJ3204-9CD11-.FJ1	-Z H1J+H05+P01
	0.17	1.55	9877	4890	69400	O5C35.4890DE71	2LP069.-0GB.0-8DC0	2KJ3204-9CD11-.FJ1	-Z H1J+H05+P01
	0.18	2.16	9440	4673	76000	O5C37.4673DE71	2LP069.-0GC.0-8DC0	2KJ3206-9CD11-.FG1	-Z H1J+H06+P01
	0.18	2.70	9440	4673	80800	O5C40.4673DE71	2LP069.-0GD.0-7DC0	2KJ3206-9CD11-.FG1	-Z H1J+H06+P01
	0.19	1.12	9117	4513	45500	O5C30.4513DE71	2LP069.-0GA.0-7DC0	2KJ3204-9CD11-.FH1	-Z H1J+H05+P01
	0.19	1.68	9117	4513	69400	O5C35.4513DE71	2LP069.-0GB.0-7DC0	2KJ3204-9CD11-.FH1	-Z H1J+H05+P01
	0.21	1.26	8072	3996	45500	O5C30.3996DE71	2LP069.-0GA.0-6DC0	2KJ3204-9CD11-.FG1	-Z H1J+H05+P01
	0.21	1.90	8072	3996	69400	O5C35.3996DE71	2LP069.-0GB.0-6DC0	2KJ3204-9CD11-.FG1	-Z H1J+H05+P01
0.22	2.60	7857	3890	76000	O5C37.3890DE71	2LP069.-0GC.0-7DC0	2KJ3206-9CD11-.FF1	-Z H1J+H06+P01	
0.23	2.76	7395	3661	76000	O5C37.3661DE71	2LP069.-0GC.0-6DC0	2KJ3206-9CD11-.FE1	-Z H1J+H06+P01	
0.26	1.52	6719	3326	45500	O5C30.3326DE71	2LP069.-0GA.0-5DC0	2KJ3204-9CD11-.FF1	-Z H1J+H05+P01	
0.26	2.28	6719	3326	69400	O5C35.3326DE71	2LP069.-0GB.0-5DC0	2KJ3204-9CD11-.FF1	-Z H1J+H05+P01	
0.27	1.61	6323	3130	45500	O5C30.3130DE71	2LP069.-0GA.0-4DC0	2KJ3204-9CD11-.FE1	-Z H1J+H05+P01	
0.27	2.42	6323	3130	69400	O5C35.3130DE71	2LP069.-0GB.0-4DC0	2KJ3204-9CD11-.FE1	-Z H1J+H05+P01	
0.30	1.80	5666	2805	45500	O5C30.2805DE71	2LP069.-0GA.0-3DC0	2KJ3204-9CD11-.FD1	-Z H1J+H05+P01	
0.30	2.70	5666	2805	69400	O5C35.2805DE71	2LP069.-0GB.0-3DC0	2KJ3204-9CD11-.FD1	-Z H1J+H05+P01	
0.36	2.12	4824	2388	45500	O5C30.2388DE71	2LP069.-0GA.0-2DC0	2KJ3204-9CD11-.FC1	-Z H1J+H05+P01	
0.36	2.16	4718	2336	45500	O4C30.2336DE71	2LP069.-0GA.0-1DC0	2KJ3104-9CD11-.FB2	-Z H1J+H05+P01	
0.40	2.38	4289	2123	45500	O4C30.2123DE71	2LP069.-0GA.0-0DC0	2KJ3104-9CD11-.FA2	-Z H1J+H05+P01	
0.47	2.80	3648	1806	45500	O4C30.1806DE71	2LP069.-0GA.0-8CC0	2KJ3104-9CD11-.FX1	-Z H1J+H05+P01	
0.25	0.06	0.87	41129	14794	107700	O5C45.14794DE71	2LP069.-0GE.0-7EC0	2KJ3207-9CE11-.FS1	-Z H1J+H07+P01
	0.06	0.96	37390	13449	107700	O5C45.13449DE71	2LP069.-0GE.0-6EC0	2KJ3207-9CE11-.FR1	-Z H1J+H07+P01
	0.06	1.12	41129	14794	121300	O5C50.14794DE71	2LP069.-0GF.0-7EC0	2KJ3207-9CE11-.FS1	-Z H1J+H07+P01
	0.06	1.23	37390	13449	121300	O5C50.13449DE71	2LP069.-0GF.0-6EC0	2KJ3207-9CE11-.FR1	-Z H1J+H07+P01
	0.07	0.70	36376	13085	80800	O5C40.13085DE71	2LP069.-0GD.0-7EC0	2KJ3206-9CE11-.FR1	-Z H1J+H06+P01
	0.07	0.80	31940	11489	80800	O5C40.11489DE71	2LP069.-0GD.0-6EC0	2KJ3206-9CE11-.FQ1	-Z H1J+H06+P01
	0.08	0.70	29037	10445	76000	O5C37.10445DE71	2LP069.-0GC.0-6EC0	2KJ3206-9CE11-.FP1	-Z H1J+H06+P01
	0.08	0.88	29037	10445	80800	O5C40.10445DE71	2LP069.-0GD.0-5EC0	2KJ3206-9CE11-.FP1	-Z H1J+H06+P01
	0.08	1.12	31800	11439	107700	O5C45.11439DE71	2LP069.-0GE.0-5EC0	2KJ3207-9CE11-.FQ1	-Z H1J+H07+P01

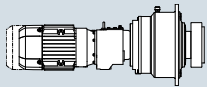
<sup>1)</sup> The specified values refer to continuous stresses. For infrequent, brief stresses please refer to Table 1 on page 3/2.



## Selection and ordering data (continued)

$P_N$ kW	$n_2$ rpm	$f_B$ -	$T_2$ Nm	$i_{total}$ -	$F_{R2,perm}^{1)}$ N	Short product description	FLENDER SIP planetary gear unit	SIMOGEAR geared motor	Order codes
							Article No.	Article No.	
0.25	0.08	1.24	28909	10399	107700	O5C45.10399DE71	2LP069.-0GE.0-4EC0	2KJ3207-9CE11-.FP1	-Z H1J+H07+P01
	0.08	1.44	31800	11439	121300	O5C50.11439DE71	2LP069.-0GF.0-5EC0	2KJ3207-9CE11-.FQ1	-Z H1J+H07+P01
	0.08	1.59	28909	10399	121300	O5C50.10399DE71	2LP069.-0GF.0-4EC0	2KJ3207-9CE11-.FP1	-Z H1J+H07+P01
	0.09	1.38	25794	9278	107700	O5C45.9278DE71	2LP069.-0GE.0-3EC0	2KJ3207-9CE11-.FN1	-Z H1J+H07+P01
	0.09	1.78	25794	9278	121300	O5C50.9278DE71	2LP069.-0GF.0-3EC0	2KJ3207-9CE11-.FN1	-Z H1J+H07+P01
	0.10	0.82	24842	8936	76000	O5C37.8936DE71	2LP069.-0GC.0-5EC0	2KJ3206-9CE11-.FN1	-Z H1J+H06+P01
	0.10	1.03	24842	8936	80800	O5C40.8936DE71	2LP069.-0GD.0-4EC0	2KJ3206-9CE11-.FN1	-Z H1J+H06+P01
	0.10	1.54	23128	8319	107700	O5C45.8319DE71	2LP069.-0GE.0-2EC0	2KJ3207-9CE11-.FM1	-Z H1J+H07+P01
	0.10	1.99	23128	8319	121300	O5C50.8319DE71	2LP069.-0GF.0-2EC0	2KJ3207-9CE11-.FM1	-Z H1J+H07+P01
	0.11	0.72	21243	7641	69400	O5C35.7641DE71	2LP069.-0GB.0-3EC0	2KJ3204-9CE11-.FN1	-Z H1J+H05+P01
	0.11	0.90	22584	8124	76000	O5C37.8124DE71	2LP069.-0GC.0-4EC0	2KJ3206-9CE11-.FM1	-Z H1J+H06+P01
	0.11	1.13	22584	8124	80800	O5C40.8124DE71	2LP069.-0GD.0-3EC0	2KJ3206-9CE11-.FM1	-Z H1J+H06+P01
	0.11	1.71	20847	7499	107700	O5C45.7499DE71	2LP069.-0GE.0-1EC0	2KJ3207-9CE11-.FL1	-Z H1J+H07+P01
	0.11	2.20	20847	7499	121300	O5C50.7499DE71	2LP069.-0GF.0-1EC0	2KJ3207-9CE11-.FL1	-Z H1J+H07+P01
	0.12	0.79	19312	6947	69400	O5C35.6947DE71	2LP069.-0GB.0-2EC0	2KJ3204-9CE11-.FM1	-Z H1J+H05+P01
	0.12	1.02	19963	7181	76000	O5C37.7181DE71	2LP069.-0GC.0-3EC0	2KJ3206-9CE11-.FL1	-Z H1J+H06+P01
	0.12	1.28	19963	7181	80800	O5C40.7181DE71	2LP069.-0GD.0-2EC0	2KJ3206-9CE11-.FL1	-Z H1J+H06+P01
	0.12	1.86	19243	6922	107700	O5C45.6922DE71	2LP069.-0GE.0-0EC0	2KJ3207-9CE11-.FK1	-Z H1J+H07+P01
	0.12	2.39	19243	6922	121300	O5C50.6922DE71	2LP069.-0GF.0-0EC0	2KJ3207-9CE11-.FK1	-Z H1J+H07+P01
	0.13	1.12	18148	6528	76000	O5C37.6528DE71	2LP069.-0GC.0-2EC0	2KJ3206-9CE11-.FK1	-Z H1J+H06+P01
	0.13	1.41	18148	6528	80800	O5C40.6528DE71	2LP069.-0GD.0-1EC0	2KJ3206-9CE11-.FK1	-Z H1J+H06+P01
	0.14	0.90	17070	6140	69400	O5C35.6140DE71	2LP069.-0GB.0-1EC0	2KJ3204-9CE11-.FL1	-Z H1J+H05+P01
	0.14	2.03	17566	6319	107700	O5C45.6319DE71	2LP069.-0GE.0-8DC0	2KJ3207-9CE11-.FJ1	-Z H1J+H07+P01
	0.14	2.61	17566	6319	121300	O5C50.6319DE71	2LP069.-0GF.0-8DC0	2KJ3207-9CE11-.FJ1	-Z H1J+H07+P01
	0.15	0.99	15518	5582	69400	O5C35.5582DE71	2LP069.-0GB.0-0EC0	2KJ3204-9CE11-.FK1	-Z H1J+H05+P01
	0.15	1.28	15896	5718	76000	O5C37.5718DE71	2LP069.-0GC.0-1EC0	2KJ3206-9CE11-.FJ1	-Z H1J+H06+P01
	0.15	1.60	15896	5718	80800	O5C40.5718DE71	2LP069.-0GD.0-0EC0	2KJ3206-9CE11-.FJ1	-Z H1J+H06+P01
	0.16	1.39	14673	5278	76000	O5C37.5278DE71	2LP069.-0GC.0-0EC0	2KJ3206-9CE11-.FH1	-Z H1J+H06+P01
0.16	1.74	14673	5278	80800	O5C40.5278DE71	2LP069.-0GD.0-8DC0	2KJ3206-9CE11-.FH1	-Z H1J+H06+P01	
0.16	2.45	14575	5243	107700	O5C45.5243DE71	2LP069.-0GE.0-7DC0	2KJ3207-9CE11-.FH1	-Z H1J+H07+P01	
0.18	0.75	13593	4890	45500	O5C30.4890DE71	2LP069.-0GA.0-0EC0	2KJ3204-9CE11-.FJ1	-Z H1J+H05+P01	
0.18	1.13	13593	4890	69400	O5C35.4890DE71	2LP069.-0GB.0-8DC0	2KJ3204-9CE11-.FJ1	-Z H1J+H05+P01	
0.18	1.57	12992	4673	76000	O5C37.4673DE71	2LP069.-0GC.0-8DC0	2KJ3206-9CE11-.FG1	-Z H1J+H06+P01	
0.18	1.96	12992	4673	80800	O5C40.4673DE71	2LP069.-0GD.0-7DC0	2KJ3206-9CE11-.FG1	-Z H1J+H06+P01	
0.18	2.63	13587	4887	107700	O5C45.4887DE71	2LP069.-0GE.0-6DC0	2KJ3207-9CE11-.FG1	-Z H1J+H07+P01	
0.18	2.76	12956	4660	107700	O5C45.4660DE71	2LP069.-0GE.0-5DC0	2KJ3207-9CE11-.FF1	-Z H1J+H07+P01	
0.19	0.81	12547	4513	45500	O5C30.4513DE71	2LP069.-0GA.0-8DC0	2KJ3204-9CE11-.FH1	-Z H1J+H05+P01	
0.19	1.22	12547	4513	69400	O5C35.4513DE71	2LP069.-0GB.0-7DC0	2KJ3204-9CE11-.FH1	-Z H1J+H05+P01	
0.22	0.92	11109	3996	45500	O5C30.3996DE71	2LP069.-0GA.0-7DC0	2KJ3204-9CE11-.FG1	-Z H1J+H05+P01	
0.22	1.38	11109	3996	69400	O5C35.3996DE71	2LP069.-0GB.0-6DC0	2KJ3204-9CE11-.FG1	-Z H1J+H05+P01	
0.22	1.89	10813	3890	76000	O5C37.3890DE71	2LP069.-0GC.0-7DC0	2KJ3206-9CE11-.FF1	-Z H1J+H06+P01	
0.22	2.36	10813	3890	80800	O5C40.3890DE71	2LP069.-0GD.0-6DC0	2KJ3206-9CE11-.FF1	-Z H1J+H06+P01	
0.23	2.01	10177	3661	76000	O5C37.3661DE71	2LP069.-0GC.0-6DC0	2KJ3206-9CE11-.FE1	-Z H1J+H06+P01	
0.23	2.51	10177	3661	80800	O5C40.3661DE71	2LP069.-0GD.0-5DC0	2KJ3206-9CE11-.FE1	-Z H1J+H06+P01	
0.26	1.10	9246	3326	45500	O5C30.3326DE71	2LP069.-0GA.0-6DC0	2KJ3204-9CE11-.FF1	-Z H1J+H05+P01	
0.26	1.66	9246	3326	69400	O5C35.3326DE71	2LP069.-0GB.0-5DC0	2KJ3204-9CE11-.FF1	-Z H1J+H05+P01	
0.26	2.24	9119	3280	76000	O5C37.3280DE71	2LP069.-0GC.0-5DC0	2KJ3206-9CE11-.FD1	-Z H1J+H06+P01	
0.26	2.80	9119	3280	80800	O5C40.3280DE71	2LP069.-0GD.0-4DC0	2KJ3206-9CE11-.FD1	-Z H1J+H06+P01	

<sup>1)</sup> The specified values refer to continuous stresses. For infrequent, brief stresses please refer to Table 1 on page 3/2.



## Planetary geared motors, coaxial

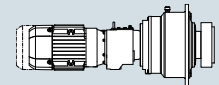
## 6-pole geared motors

## Selection and ordering data (continued)

$P_N$	$n_2$	$f_B$	$T_2$	$i_{total}$	$F_{R2,perm}^{1)}$	Short product description	FLENDER SIP planetary gear unit	SIMOGEAR geared motor	Order codes	
kW	rpm	-	Nm	-	N		Article No.	Article No.		
0.25	0.27	1.17	8703	3130	45500	O5C30.3130DE71	2LP069.-0GA.0-5DC0	2KJ3204-9CE11-.FE1	-Z H1J+H05+P01	
	0.27	1.76	8703	3130	69400	O5C35.3130DE71	2LP069.-0GB.0-4DC0	2KJ3204-9CE11-.FE1	-Z H1J+H05+P01	
	0.31	1.31	7798	2805	45500	O5C30.2805DE71	2LP069.-0GA.0-4DC0	2KJ3204-9CE11-.FD1	-Z H1J+H05+P01	
	0.31	1.96	7798	2805	69400	O5C35.2805DE71	2LP069.-0GB.0-3DC0	2KJ3204-9CE11-.FD1	-Z H1J+H05+P01	
	0.31	2.69	7594	2732	76000	O4C37.2732DE71	2LP069.-0GC.0-3DC0	2KJ3106-9CE11-.FA2	-Z H1J+H06+P01	
	0.35	2.96	6903	2483	76000	O4C37.2483DE71	2LP069.-0GC.0-2DC0	2KJ3106-9CE11-.FX1	-Z H1J+H06+P01	
	0.36	1.54	6638	2388	45500	O5C30.2388DE71	2LP069.-0GA.0-3DC0	2KJ3204-9CE11-.FC1	-Z H1J+H05+P01	
	0.36	2.31	6638	2388	69400	O5C35.2388DE71	2LP069.-0GB.0-2DC0	2KJ3204-9CE11-.FC1	-Z H1J+H05+P01	
	0.37	1.57	6493	2336	45500	O4C30.2336DE71	2LP069.-0GA.0-2DC0	2KJ3104-9CE11-.FB2	-Z H1J+H05+P01	
	0.37	2.36	6493	2336	69400	O4C35.2336DE71	2LP069.-0GB.0-1DC0	2KJ3104-9CE11-.FB2	-Z H1J+H05+P01	
	0.41	1.73	5903	2123	45500	O4C30.2123DE71	2LP069.-0GA.0-1DC0	2KJ3104-9CE11-.FA2	-Z H1J+H05+P01	
	0.41	2.59	5903	2123	69400	O4C35.2123DE71	2LP069.-0GB.0-0DC0	2KJ3104-9CE11-.FA2	-Z H1J+H05+P01	
	0.48	2.03	5021	1806	45500	O4C30.1806DE71	2LP069.-0GA.0-8CC0	2KJ3104-9CE11-.FX1	-Z H1J+H05+P01	
	0.52	2.24	4564	1642	45500	O4C30.1642DE71	2LP069.-0GA.0-6CC0	2KJ3104-9CE11-.FW1	-Z H1J+H05+P01	
	0.59	2.51	4072	1465	45500	O4C30.1465DE71	2LP069.-0GA.0-5CC0	2KJ3104-9CE11-.FV1	-Z H1J+H05+P01	
	0.65	2.79	3651	1313	45500	O4C30.1313DE71	2LP069.-0GA.0-4CC0	2KJ3104-9CE11-.FU1	-Z H1J+H05+P01	
	0.37	0.06	0.81	56515	14794	121300	O5C50.14794DE80	2LP069.-0GF.0-7ED0	2KJ3207-9DC22-.FS1	-Z H1J+H07+P01
		0.06	0.89	51377	13449	121300	O5C50.13449DE80	2LP069.-0GF.0-6ED0	2KJ3207-9DC22-.FR1	-Z H1J+H07+P01
0.07		0.70	51377	13449	107700	O5C45.13449DE80	2LP069.-0GE.0-6ED0	2KJ3207-9DC22-.FR1	-Z H1J+H07+P01	
0.07		1.24	53327	13960	155400	O5C55.13960DE80	2LP069.-0GG.0-0FD0	2KJ3208-9DC22-.FS1	-Z H1J+H08+P01	
0.07		1.37	48479	12691	155400	O5C55.12691DE80	2LP069.-0GG.0-8ED0	2KJ3208-9DC22-.FR1	-Z H1J+H08+P01	
0.07		1.53	53327	13960	216200	O5C60.13960DE80	2LP069.-0GH.0-0FD0	2KJ3208-9DC22-.FS1	-Z H1J+H08+P01	
0.07		1.68	48479	12691	216200	O5C60.12691DE80	2LP069.-0GH.0-8ED0	2KJ3208-9DC22-.FR1	-Z H1J+H08+P01	
0.08		0.82	43697	11439	107700	O5C45.11439DE80	2LP069.-0GE.0-5ED0	2KJ3207-9DC22-.FQ1	-Z H1J+H07+P01	
0.08		0.90	39725	10399	107700	O5C45.10399DE80	2LP069.-0GE.0-4ED0	2KJ3207-9DC22-.FP1	-Z H1J+H07+P01	
0.08		1.05	43697	11439	121300	O5C50.11439DE80	2LP069.-0GF.0-5ED0	2KJ3207-9DC22-.FQ1	-Z H1J+H07+P01	
0.08		1.16	39725	10399	121300	O5C50.10399DE80	2LP069.-0GF.0-4ED0	2KJ3207-9DC22-.FP1	-Z H1J+H07+P01	
0.08		1.53	43483	11383	155400	O5C55.11383DE80	2LP069.-0GG.0-7ED0	2KJ3208-9DC22-.FQ1	-Z H1J+H08+P01	
0.08		1.70	39096	10235	155400	O5C55.10235DE80	2LP069.-0GG.0-6ED0	2KJ3208-9DC22-.FP1	-Z H1J+H08+P01	
0.08		1.88	43483	11383	216200	O5C60.11383DE80	2LP069.-0GH.0-7ED0	2KJ3208-9DC22-.FQ1	-Z H1J+H08+P01	
0.08		2.09	39096	10235	216200	O5C60.10235DE80	2LP069.-0GH.0-6ED0	2KJ3208-9DC22-.FP1	-Z H1J+H08+P01	
0.09		1.01	35443	9278	107700	O5C45.9278DE80	2LP069.-0GE.0-3ED0	2KJ3207-9DC22-.FN1	-Z H1J+H07+P01	
0.09		1.30	35443	9278	121300	O5C50.9278DE80	2LP069.-0GF.0-3ED0	2KJ3207-9DC22-.FN1	-Z H1J+H07+P01	
0.09		1.88	35360	9257	155400	O5C55.9257DE80	2LP069.-0GG.0-5ED0	2KJ3208-9DC22-.FN1	-Z H1J+H08+P01	
0.09		2.31	35360	9257	216200	O5C60.9257DE80	2LP069.-0GH.0-5ED0	2KJ3208-9DC22-.FN1	-Z H1J+H08+P01	
0.10		0.75	34136	8936	80800	O5C40.8936DE80	2LP069.-0GD.0-4ED0	2KJ3206-9DC22-.FN1	-Z H1J+H06+P01	
0.10		1.12	31780	8319	107700	O5C45.8319DE80	2LP069.-0GE.0-2ED0	2KJ3207-9DC22-.FM1	-Z H1J+H07+P01	
0.10		1.44	31780	8319	121300	O5C50.8319DE80	2LP069.-0GF.0-2ED0	2KJ3207-9DC22-.FM1	-Z H1J+H07+P01	
0.10		2.03	32640	8545	155400	O5C55.8545DE80	2LP069.-0GG.0-4ED0	2KJ3208-9DC22-.FM1	-Z H1J+H08+P01	
0.10		2.50	32640	8545	216200	O5C60.8545DE80	2LP069.-0GH.0-4ED0	2KJ3208-9DC22-.FM1	-Z H1J+H08+P01	
0.11	0.82	31033	8124	80800	O5C40.8124DE80	2LP069.-0GD.0-3ED0	2KJ3206-9DC22-.FM1	-Z H1J+H06+P01		
0.11	1.25	28646	7499	107700	O5C45.7499DE80	2LP069.-0GE.0-1ED0	2KJ3207-9DC22-.FL1	-Z H1J+H07+P01		
0.11	1.60	28646	7499	121300	O5C50.7499DE80	2LP069.-0GF.0-1ED0	2KJ3207-9DC22-.FL1	-Z H1J+H07+P01		
0.11	2.22	29899	7827	155400	O5C55.7827DE80	2LP069.-0GG.0-3ED0	2KJ3208-9DC22-.FL1	-Z H1J+H08+P01		
0.11	2.73	29899	7827	216200	O5C60.7827DE80	2LP069.-0GH.0-3ED0	2KJ3208-9DC22-.FL1	-Z H1J+H08+P01		
0.12	0.74	27431	7181	76000	O5C37.7181DE80	2LP069.-0GC.0-3ED0	2KJ3206-9DC22-.FL1	-Z H1J+H06+P01		
0.12	0.93	27431	7181	80800	O5C40.7181DE80	2LP069.-0GD.0-2ED0	2KJ3206-9DC22-.FL1	-Z H1J+H06+P01		
0.12	1.35	26442	6922	107700	O5C45.6922DE80	2LP069.-0GE.0-0ED0	2KJ3207-9DC22-.FK1	-Z H1J+H07+P01		

<sup>1)</sup> The specified values refer to continuous stresses. For infrequent, brief stresses please refer to Table 1 on page 3/2.





## Selection and ordering data (continued)

$P_N$ kW	$n_2$ rpm	$f_B$ -	$T_2$ Nm	$i_{total}$ -	$F_{R2,perm}^{1)}$ N	Short product description	FLENDER SIP planetary gear unit	SIMOGEAR geared motor	Order codes
							Article No.	Article No.	
0.37	0.12	1.74	26442	6922	121300	O5C50.6922DE80	2LP069.-0GF.0-0ED0	2KJ3207-9DC22-.FK1	-Z H1J+H07+P01
	0.13	0.82	24937	6528	76000	O5C37.6528DE80	2LP069.-0GC.0-2ED0	2KJ3206-9DC22-.FK1	-Z H1J+H06+P01
	0.13	1.02	24937	6528	80800	O5C40.6528DE80	2LP069.-0GD.0-1ED0	2KJ3206-9DC22-.FK1	-Z H1J+H06+P01
	0.13	2.64	25087	6567	155400	O5C55.6567DE80	2LP069.-0GG.0-2ED0	2KJ3208-9DC22-.FK1	-Z H1J+H08+P01
	0.14	1.48	24137	6319	107700	O5C45.6319DE80	2LP069.-0GE.0-8DD0	2KJ3207-9DC22-.FJ1	-Z H1J+H07+P01
	0.14	1.90	24137	6319	121300	O5C50.6319DE80	2LP069.-0GF.0-8DD0	2KJ3207-9DC22-.FJ1	-Z H1J+H07+P01
	0.14	2.81	23610	6181	155400	O5C55.6181DE80	2LP069.-0GG.0-1ED0	2KJ3208-9DC22-.FJ1	-Z H1J+H08+P01
	0.15	0.72	21324	5582	69400	O5C35.5582DE80	2LP069.-0GB.0-0ED0	2KJ3204-9DC22-.FK1	-Z H1J+H05+P01
	0.15	0.93	21843	5718	76000	O5C37.5718DE80	2LP069.-0GC.0-1ED0	2KJ3206-9DC22-.FJ1	-Z H1J+H06+P01
	0.15	1.17	21843	5718	80800	O5C40.5718DE80	2LP069.-0GD.0-0ED0	2KJ3206-9DC22-.FJ1	-Z H1J+H06+P01
	0.16	1.01	20163	5278	76000	O5C37.5278DE80	2LP069.-0GC.0-0ED0	2KJ3206-9DC22-.FH1	-Z H1J+H06+P01
	0.16	1.27	20163	5278	80800	O5C40.5278DE80	2LP069.-0GD.0-8DD0	2KJ3206-9DC22-.FH1	-Z H1J+H06+P01
	0.16	1.78	20028	5243	107700	O5C45.5243DE80	2LP069.-0GE.0-7DD0	2KJ3207-9DC22-.FH1	-Z H1J+H07+P01
	0.16	2.29	20028	5243	121300	O5C50.5243DE80	2LP069.-0GF.0-7DD0	2KJ3207-9DC22-.FH1	-Z H1J+H07+P01
	0.17	2.46	18670	4934	121300	O5C50.4934DE80	2LP069.-0GF.0-6DD0	2KJ3207-9DC22-.FG1	-Z H1J+H07+P01
	0.18	0.82	18678	4890	69400	O5C35.4890DE80	2LP069.-0GB.0-8DD0	2KJ3204-9DC22-.FJ1	-Z H1J+H05+P01
	0.18	1.14	17852	4673	76000	O5C37.4673DE80	2LP069.-0GC.0-8DD0	2KJ3206-9DC22-.FG1	-Z H1J+H06+P01
	0.18	1.43	17852	4673	80800	O5C40.4673DE80	2LP069.-0GD.0-7DD0	2KJ3206-9DC22-.FG1	-Z H1J+H06+P01
	0.18	1.91	18670	4887	107700	O5C45.4887DE80	2LP069.-0GE.0-6DD0	2KJ3207-9DC22-.FG1	-Z H1J+H07+P01
	0.18	2.01	17802	4660	107700	O5C45.4660DE80	2LP069.-0GE.0-5DD0	2KJ3207-9DC22-.FF1	-Z H1J+H07+P01
	0.18	2.58	17802	4660	121300	O5C50.4660DE80	2LP069.-0GF.0-5DD0	2KJ3207-9DC22-.FF1	-Z H1J+H07+P01
	0.19	0.89	17241	4513	69400	O5C35.4513DE80	2LP069.-0GB.0-7DD0	2KJ3204-9DC22-.FH1	-Z H1J+H05+P01
	0.22	1.00	15265	3996	69400	O5C35.3996DE80	2LP069.-0GB.0-6DD0	2KJ3204-9DC22-.FG1	-Z H1J+H05+P01
	0.22	1.37	14858	3890	76000	O5C37.3890DE80	2LP069.-0GC.0-7DD0	2KJ3206-9DC22-.FF1	-Z H1J+H06+P01
	0.22	1.72	14858	3890	80800	O5C40.3890DE80	2LP069.-0GD.0-6DD0	2KJ3206-9DC22-.FF1	-Z H1J+H06+P01
	0.22	2.36	15148	3966	107700	O5C45.3966DE80	2LP069.-0GE.0-4DD0	2KJ3207-9DC22-.FE1	-Z H1J+H07+P01
	0.23	1.46	13984	3661	76000	O5C37.3661DE80	2LP069.-0GC.0-6DD0	2KJ3206-9DC22-.FE1	-Z H1J+H06+P01
	0.23	1.82	13984	3661	80800	O5C40.3661DE80	2LP069.-0GD.0-5DD0	2KJ3206-9DC22-.FE1	-Z H1J+H06+P01
	0.25	2.75	12977	3397	107700	O5C45.3397DE80	2LP069.-0GE.0-3DD0	2KJ3207-9DC22-.FD1	-Z H1J+H07+P01
	0.26	0.80	12706	3326	45500	O5C30.3326DE80	2LP069.-0GA.0-6DD0	2KJ3204-9DC22-.FF1	-Z H1J+H05+P01
0.26	1.20	12706	3326	69400	O5C35.3326DE80	2LP069.-0GB.0-5DD0	2KJ3204-9DC22-.FF1	-Z H1J+H05+P01	
0.26	1.63	12530	3280	76000	O5C37.3280DE80	2LP069.-0GC.0-5DD0	2KJ3206-9DC22-.FD1	-Z H1J+H06+P01	
0.26	2.04	12530	3280	80800	O5C40.3280DE80	2LP069.-0GD.0-4DD0	2KJ3206-9DC22-.FD1	-Z H1J+H06+P01	
0.27	0.85	11958	3130	45500	O5C30.3130DE80	2LP069.-0GA.0-5DD0	2KJ3204-9DC22-.FE1	-Z H1J+H05+P01	
0.27	1.28	11958	3130	69400	O5C35.3130DE80	2LP069.-0GB.0-4DD0	2KJ3204-9DC22-.FE1	-Z H1J+H05+P01	
0.31	0.95	10715	2805	45500	O5C30.2805DE80	2LP069.-0GA.0-4DD0	2KJ3204-9DC22-.FD1	-Z H1J+H05+P01	
0.31	1.43	10715	2805	69400	O5C35.2805DE80	2LP069.-0GB.0-3DD0	2KJ3204-9DC22-.FD1	-Z H1J+H05+P01	
0.31	1.91	10667	2793	76000	O5C37.2793DE80	2LP069.-0GC.0-4DD0	2KJ3206-9DC22-.FC1	-Z H1J+H06+P01	
0.31	1.96	10434	2732	76000	O4C37.2732DE80	2LP069.-0GC.0-3DD0	2KJ3106-9DC22-.FA2	-Z H1J+H06+P01	
0.31	2.39	10667	2793	80800	O5C40.2793DE80	2LP069.-0GD.0-3DD0	2KJ3206-9DC22-.FC1	-Z H1J+H06+P01	
0.35	2.15	9486	2483	76000	O4C37.2483DE80	2LP069.-0GC.0-2DD0	2KJ3106-9DC22-.FX1	-Z H1J+H06+P01	
0.36	1.12	9122	2388	45500	O5C30.2388DE80	2LP069.-0GA.0-3DD0	2KJ3204-9DC22-.FC1	-Z H1J+H05+P01	
0.36	1.68	9144	2388	69400	O5C35.2388DE80	2LP069.-0GB.0-2DD0	2KJ3204-9DC22-.FC1	-Z H1J+H05+P01	
0.36	2.23	9144	2394	76000	O5C37.2394DE80	2LP069.-0GC.0-1DD0	2KJ3206-9DC22-.FB1	-Z H1J+H06+P01	
0.36	2.79	9122	2394	80800	O5C40.2394DE80	2LP069.-0GD.0-0DD0	2KJ3206-9DC22-.FB1	-Z H1J+H06+P01	
0.37	1.31	8923	2047	45500	O5C30.2047DE80	2LP069.-0GA.0-0DD0	2KJ3204-9DC22-.FB1	-Z H1J+H05+P01	
0.37	1.72	8923	2336	69400	O4C35.2336DE80	2LP069.-0GB.0-1DD0	2KJ3104-9DC22-.FB2	-Z H1J+H05+P01	
0.41	1.48	8111	1806	45500	O4C30.1806DE80	2LP069.-0GA.0-8CD0	2KJ3104-9DC22-.FX1	-Z H1J+H05+P01	

<sup>1)</sup> The specified values refer to continuous stresses. For infrequent, brief stresses please refer to Table 1 on page 3/2.





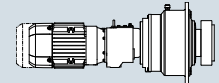
## Planetary geared motors, coaxial

## 6-pole geared motors

## Selection and ordering data (continued)

$P_N$ kW	$n_2$ rpm	$f_B$ -	$T_2$ Nm	$i_{total}$ -	$F_{R2,perm}^{1)}$ N	Short product description	FLENDER SIP planetary gear unit	SIMOGEAR geared motor	Order codes
							Article No.	Article No.	
0.37	0.41	1.89	8111	2123	69400	O4C35.2123DE80	2LP069.-0GB.0-0DD0	2KJ3104-9DC22-.FA2	-Z H1J+H05+P01
	0.41	2.53	8068	2112	76000	O4C37.2112DE80	2LP069.-0GC.0-0DD0	2KJ3106-9DC22-.FW1	-Z H1J+H06+P01
	0.42	1.14	7819	2336	45500	O4C30.2336DE80	2LP069.-0GA.0-2DD0	2KJ3104-9DC22-.FB2	-Z H1J+H05+P01
	0.42	1.96	7874	2047	69400	O5C35.2047DE80	2LP069.-0GB.0-8CD0	2KJ3204-9DC22-.FB1	-Z H1J+H05+P01
	0.42	2.59	7819	2061	76000	O5C37.2061DE80	2LP069.-0GC.0-8CD0	2KJ3206-9DC22-.FA1	-Z H1J+H06+P01
	0.45	2.78	7334	1920	76000	O4C37.1920DE80	2LP069.-0GC.0-7CD0	2KJ3106-9DC22-.FV1	-Z H1J+H06+P01
	0.48	1.52	6899	1763	45500	O5C30.1763DE80	2LP069.-0GA.0-7CD0	2KJ3204-9DC22-.FA1	-Z H1J+H05+P01
	0.48	2.22	6899	1806	69400	O4C35.1806DE80	2LP069.-0GB.0-7CD0	2KJ3104-9DC22-.FX1	-Z H1J+H05+P01
	0.49	1.26	6733	2123	45500	O4C30.2123DE80	2LP069.-0GA.0-1DD0	2KJ3104-9DC22-.FA2	-Z H1J+H05+P01
	0.49	2.27	6733	1763	69400	O5C35.1763DE80	2LP069.-0GB.0-6CD0	2KJ3204-9DC22-.FA1	-Z H1J+H05+P01
	0.52	1.63	6272	1642	45500	O4C30.1642DE80	2LP069.-0GA.0-6CD0	2KJ3104-9DC22-.FW1	-Z H1J+H05+P01
	0.52	2.44	6272	1642	69400	O4C35.1642DE80	2LP069.-0GB.0-5CD0	2KJ3104-9DC22-.FW1	-Z H1J+H05+P01
	0.59	1.82	5596	1465	45500	O4C30.1465DE80	2LP069.-0GA.0-5CD0	2KJ3104-9DC22-.FV1	-Z H1J+H05+P01
	0.59	2.74	5596	1465	69400	O4C35.1465DE80	2LP069.-0GB.0-4CD0	2KJ3104-9DC22-.FV1	-Z H1J+H05+P01
	0.65	2.03	5017	1313	45500	O4C30.1313DE80	2LP069.-0GA.0-4CD0	2KJ3104-9DC22-.FU1	-Z H1J+H05+P01
	0.73	2.26	4523	1184	45500	O4C30.1184DE80	2LP069.-0GA.0-3CD0	2KJ3104-9DC22-.FT1	-Z H1J+H05+P01
0.79	2.44	4175	1093	45500	O4C30.1093DE80	2LP069.-0GA.0-2CD0	2KJ3104-9DC22-.FS1	-Z H1J+H05+P01	
0.86	2.68	3811	998	45500	O4C30.998DE80	2LP069.-0GA.0-1CD0	2KJ3104-9DC22-.FR1	-Z H1J+H05+P01	
0.55	0.07	0.85	78455	13960	155400	O5C55.13960DE80	2LP069.-0GG.0-0FD0	2KJ3208-9DF22-.FS1	-Z H1J+H08+P01
	0.07	0.93	71322	12691	155400	O5C55.12691DE80	2LP069.-0GG.0-8ED0	2KJ3208-9DF22-.FR1	-Z H1J+H08+P01
	0.07	1.04	78455	13960	216200	O5C60.13960DE80	2LP069.-0GH.0-0FD0	2KJ3208-9DF22-.FS1	-Z H1J+H08+P01
	0.07	1.14	71322	12691	216200	O5C60.12691DE80	2LP069.-0GH.0-8ED0	2KJ3208-9DF22-.FR1	-Z H1J+H08+P01
	0.08	0.71	64287	11439	121300	O5C50.11439DE80	2LP069.-0GF.0-5ED0	2KJ3207-9DF22-.FQ1	-Z H1J+H07+P01
	0.08	1.04	63973	11383	155400	O5C55.11383DE80	2LP069.-0GG.0-7ED0	2KJ3208-9DF22-.FQ1	-Z H1J+H08+P01
	0.08	1.28	63973	11383	216200	O5C60.11383DE80	2LP069.-0GH.0-7ED0	2KJ3208-9DF22-.FQ1	-Z H1J+H08+P01
	0.09	0.79	58443	10399	121300	O5C50.10399DE80	2LP069.-0GF.0-4ED0	2KJ3207-9DF22-.FP1	-Z H1J+H07+P01
	0.09	1.15	57518	10235	155400	O5C55.10235DE80	2LP069.-0GG.0-6ED0	2KJ3208-9DF22-.FP1	-Z H1J+H08+P01
	0.09	1.42	57518	10235	216200	O5C60.10235DE80	2LP069.-0GH.0-6ED0	2KJ3208-9DF22-.FP1	-Z H1J+H08+P01
	0.10	0.88	52144	9278	121300	O5C50.9278DE80	2LP069.-0GF.0-3ED0	2KJ3207-9DF22-.FN1	-Z H1J+H07+P01
	0.10	1.27	52022	9257	155400	O5C55.9257DE80	2LP069.-0GG.0-5ED0	2KJ3208-9DF22-.FN1	-Z H1J+H08+P01
	0.10	1.57	52022	9257	216200	O5C60.9257DE80	2LP069.-0GH.0-5ED0	2KJ3208-9DF22-.FN1	-Z H1J+H08+P01
	0.11	0.76	46754	8319	121300	O5C45.8319DE80	2LP069.-0GE.0-2ED0	2KJ3207-9DF22-.FM1	-Z H1J+H07+P01
	0.11	0.98	46754	8319	121300	O5C50.8319DE80	2LP069.-0GF.0-2ED0	2KJ3207-9DF22-.FM1	-Z H1J+H07+P01
	0.11	1.38	48020	8545	155400	O5C55.8545DE80	2LP069.-0GG.0-4ED0	2KJ3208-9DF22-.FM1	-Z H1J+H08+P01
	0.11	1.70	48020	8545	216200	O5C60.8545DE80	2LP069.-0GH.0-4ED0	2KJ3208-9DF22-.FM1	-Z H1J+H08+P01
	0.12	0.85	42144	7499	121300	O5C45.7499DE80	2LP069.-0GE.0-1ED0	2KJ3207-9DF22-.FL1	-Z H1J+H07+P01
	0.12	1.09	42144	7499	121300	O5C50.7499DE80	2LP069.-0GF.0-1ED0	2KJ3207-9DF22-.FL1	-Z H1J+H07+P01
	0.12	1.51	43988	7827	155400	O5C55.7827DE80	2LP069.-0GG.0-3ED0	2KJ3208-9DF22-.FL1	-Z H1J+H08+P01
	0.12	1.86	43988	7827	216200	O5C60.7827DE80	2LP069.-0GH.0-3ED0	2KJ3208-9DF22-.FL1	-Z H1J+H08+P01
	0.14	0.70	36687	6528	80800	O5C40.6528DE80	2LP069.-0GD.0-1ED0	2KJ3206-9DF22-.FK1	-Z H1J+H06+P01
	0.14	0.92	38902	6922	121300	O5C45.6922DE80	2LP069.-0GE.0-0ED0	2KJ3207-9DF22-.FK1	-Z H1J+H07+P01
	0.14	1.18	38902	6922	121300	O5C50.6922DE80	2LP069.-0GF.0-0ED0	2KJ3207-9DF22-.FK1	-Z H1J+H07+P01
0.14	1.80	36907	6567	155400	O5C55.6567DE80	2LP069.-0GG.0-2ED0	2KJ3208-9DF22-.FK1	-Z H1J+H08+P01	
0.14	2.21	36907	6567	216200	O5C60.6567DE80	2LP069.-0GH.0-2ED0	2KJ3208-9DF22-.FK1	-Z H1J+H08+P01	
0.15	1.01	35511	6319	121300	O5C45.6319DE80	2LP069.-0GE.0-8DD0	2KJ3207-9DF22-.FJ1	-Z H1J+H07+P01	
0.15	1.29	35511	6319	121300	O5C50.6319DE80	2LP069.-0GF.0-8DD0	2KJ3207-9DF22-.FJ1	-Z H1J+H07+P01	
0.15	1.91	34735	6181	155400	O5C55.6181DE80	2LP069.-0GG.0-1ED0	2KJ3208-9DF22-.FJ1	-Z H1J+H08+P01	
0.15	2.35	34735	6181	216200	O5C60.6181DE80	2LP069.-0GH.0-1ED0	2KJ3208-9DF22-.FJ1	-Z H1J+H08+P01	

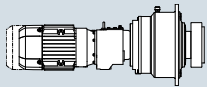
<sup>1)</sup> The specified values refer to continuous stresses. For infrequent, brief stresses please refer to Table 1 on page 3/2.



## Selection and ordering data (continued)

$P_N$ kW	$n_2$ rpm	$f_B$ -	$T_2$ Nm	$i_{total}$ -	$F_{R2,perm}$ <sup>1)</sup> N	Short product description	FLENDER SIP planetary gear unit	SIMOGEAR geared motor	Order codes
							Article No.	Article No.	
0.55	0.16	0.79	32135	5718	80800	O5C40.5718DE80	2LP069.-0GD.0-0ED0	2KJ3206-9DF22-.FJ1	-Z H1J+H06+P01
	0.16	2.08	31869	5671	155400	O5C55.5671DE80	2LP069.-0GG.0-0ED0	2KJ3208-9DF22-.FH1	-Z H1J+H08+P01
	0.16	2.56	31869	5671	216200	O5C60.5671DE80	2LP069.-0GH.0-0ED0	2KJ3208-9DF22-.FH1	-Z H1J+H08+P01
	0.18	0.86	29663	5278	80800	O5C40.5278DE80	2LP069.-0GD.0-8DD0	2KJ3206-9DF22-.FH1	-Z H1J+H06+P01
	0.18	1.21	29465	5243	121300	O5C45.5243DE80	2LP069.-0GE.0-7DD0	2KJ3207-9DF22-.FH1	-Z H1J+H07+P01
	0.18	1.56	29465	5243	121300	O5C50.5243DE80	2LP069.-0GF.0-7DD0	2KJ3207-9DF22-.FH1	-Z H1J+H07+P01
	0.19	1.30	27467	4887	121300	O5C45.4887DE80	2LP069.-0GE.0-6DD0	2KJ3207-9DF22-.FG1	-Z H1J+H07+P01
	0.19	1.67	27729	4934	121300	O5C50.4934DE80	2LP069.-0GF.0-6DD0	2KJ3207-9DF22-.FG1	-Z H1J+H07+P01
	0.19	2.38	27839	4954	155400	O5C55.4954DE80	2LP069.-0GG.0-8DD0	2KJ3208-9DF22-.FG1	-Z H1J+H08+P01
	0.19	2.93	27839	4954	216200	O5C60.4954DE80	2LP069.-0GH.0-8DD0	2KJ3208-9DF22-.FG1	-Z H1J+H08+P01
	0.20	0.78	26263	4673	76000	O5C37.4673DE80	2LP069.-0GC.0-8DD0	2KJ3206-9DF22-.FG1	-Z H1J+H06+P01
	0.20	0.97	26263	4673	80800	O5C40.4673DE80	2LP069.-0GD.0-7DD0	2KJ3206-9DF22-.FG1	-Z H1J+H06+P01
	0.20	1.36	26191	4660	121300	O5C45.4660DE80	2LP069.-0GE.0-5DD0	2KJ3207-9DF22-.FF1	-Z H1J+H07+P01
	0.20	1.75	26191	4660	121300	O5C50.4660DE80	2LP069.-0GF.0-5DD0	2KJ3207-9DF22-.FF1	-Z H1J+H07+P01
	0.21	2.66	24924	4435	155400	O5C55.4435DE80	2LP069.-0GG.0-7DD0	2KJ3208-9DF22-.FF1	-Z H1J+H08+P01
	0.24	0.93	21860	3890	76000	O5C37.3890DE80	2LP069.-0GC.0-7DD0	2KJ3206-9DF22-.FF1	-Z H1J+H06+P01
	0.24	1.17	21860	3890	80800	O5C40.3890DE80	2LP069.-0GD.0-6DD0	2KJ3206-9DF22-.FF1	-Z H1J+H06+P01
	0.24	1.60	22286	3966	121300	O5C45.3966DE80	2LP069.-0GE.0-4DD0	2KJ3207-9DF22-.FE1	-Z H1J+H07+P01
	0.24	2.06	22286	3966	121300	O5C50.3966DE80	2LP069.-0GF.0-4DD0	2KJ3207-9DF22-.FE1	-Z H1J+H07+P01
	0.26	0.99	20574	3661	76000	O5C37.3661DE80	2LP069.-0GC.0-6DD0	2KJ3206-9DF22-.FE1	-Z H1J+H06+P01
	0.26	1.24	20574	3661	80800	O5C40.3661DE80	2LP069.-0GD.0-5DD0	2KJ3206-9DF22-.FE1	-Z H1J+H06+P01
	0.28	0.82	18692	3326	69400	O5C35.3326DE80	2LP069.-0GB.0-5DD0	2KJ3204-9DF22-.FF1	-Z H1J+H05+P01
	0.28	1.87	19091	3397	121300	O5C45.3397DE80	2LP069.-0GE.0-3DD0	2KJ3207-9DF22-.FD1	-Z H1J+H07+P01
	0.28	2.41	19091	3397	121300	O5C50.3397DE80	2LP069.-0GF.0-3DD0	2KJ3207-9DF22-.FD1	-Z H1J+H07+P01
	0.29	1.11	18434	3280	76000	O5C37.3280DE80	2LP069.-0GC.0-5DD0	2KJ3206-9DF22-.FD1	-Z H1J+H06+P01
	0.29	1.38	18434	3280	80800	O5C40.3280DE80	2LP069.-0GD.0-4DD0	2KJ3206-9DF22-.FD1	-Z H1J+H06+P01
	0.30	0.87	17593	3130	69400	O5C35.3130DE80	2LP069.-0GB.0-4DD0	2KJ3204-9DF22-.FE1	-Z H1J+H05+P01
	0.31	2.13	16786	2987	121300	O5C45.2987DE80	2LP069.-0GE.0-2DD0	2KJ3207-9DF22-.FC1	-Z H1J+H07+P01
	0.31	2.74	16786	2987	121300	O5C50.2987DE80	2LP069.-0GF.0-2DD0	2KJ3207-9DF22-.FC1	-Z H1J+H07+P01
	0.33	0.97	15763	2805	69400	O5C35.2805DE80	2LP069.-0GB.0-3DD0	2KJ3204-9DF22-.FD1	-Z H1J+H05+P01
0.33	1.30	15694	2793	76000	O5C37.2793DE80	2LP069.-0GC.0-4DD0	2KJ3206-9DF22-.FC1	-Z H1J+H06+P01	
0.33	1.63	15694	2793	80800	O5C40.2793DE80	2LP069.-0GD.0-3DD0	2KJ3206-9DF22-.FC1	-Z H1J+H06+P01	
0.34	1.33	15351	2732	76000	O4C37.2732DE80	2LP069.-0GC.0-3DD0	2KJ3106-9DF22-.FA2	-Z H1J+H06+P01	
0.34	1.66	15351	2732	80800	O4C40.2732DE80	2LP069.-0GD.0-2DD0	2KJ3106-9DF22-.FA2	-Z H1J+H06+P01	
0.37	2.52	14162	2520	121300	O5C45.2520DE80	2LP069.-0GE.0-1DD0	2KJ3207-9DF22-.FB1	-Z H1J+H07+P01	
0.38	1.46	13956	2483	76000	O4C37.2483DE80	2LP069.-0GC.0-2DD0	2KJ3106-9DF22-.FX1	-Z H1J+H06+P01	
0.38	1.83	13956	2483	80800	O4C40.2483DE80	2LP069.-0GD.0-1DD0	2KJ3106-9DF22-.FX1	-Z H1J+H06+P01	
0.38	2.60	13715	2440	121300	O4C45.2440DE80	2LP069.-0GE.0-0DD0	2KJ3107-9DF22-.FA2	-Z H1J+H07+P01	
0.39	0.76	13420	2388	45500	O5C30.2388DE80	2LP069.-0GA.0-3DD0	2KJ3204-9DF22-.FC1	-Z H1J+H05+P01	
0.39	1.14	13420	2388	69400	O5C35.2388DE80	2LP069.-0GB.0-2DD0	2KJ3204-9DF22-.FC1	-Z H1J+H05+P01	
0.39	1.52	13452	2394	76000	O5C37.2394DE80	2LP069.-0GC.0-1DD0	2KJ3206-9DF22-.FB1	-Z H1J+H06+P01	
0.39	1.90	13452	2394	80800	O5C40.2394DE80	2LP069.-0GD.0-0DD0	2KJ3206-9DF22-.FB1	-Z H1J+H06+P01	
0.40	0.78	13127	2336	45500	O4C30.2336DE80	2LP069.-0GA.0-2DD0	2KJ3104-9DF22-.FB2	-Z H1J+H05+P01	
0.40	1.17	13127	2336	69400	O4C35.2336DE80	2LP069.-0GB.0-1DD0	2KJ3104-9DF22-.FB2	-Z H1J+H05+P01	
0.42	2.86	12468	2218	121300	O4C45.2218DE80	2LP069.-0GE.0-8CD0	2KJ3107-9DF22-.FX1	-Z H1J+H07+P01	
0.43	2.89	12343	2196	121300	O5C45.2196DE80	2LP069.-0GE.0-7CD0	2KJ3207-9DF22-.FA1	-Z H1J+H07+P01	
0.44	0.86	11934	2123	45500	O4C30.2123DE80	2LP069.-0GA.0-1DD0	2KJ3104-9DF22-.FA2	-Z H1J+H05+P01	
0.44	1.28	11934	2123	69400	O4C35.2123DE80	2LP069.-0GB.0-0DD0	2KJ3104-9DF22-.FA2	-Z H1J+H05+P01	

<sup>1)</sup> The specified values refer to continuous stresses. For infrequent, brief stresses please refer to Table 1 on page 3/2.



## Planetary geared motors, coaxial

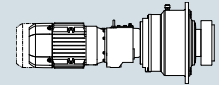
## 6-pole geared motors

## Selection and ordering data (continued)

$P_N$ kW	$n_2$ rpm	$f_B$ -	$T_2$ Nm	$i_{total}$ -	$F_{R2,perm}$ <sup>1)</sup> N	Short product description	FLENDER SIP planetary gear unit	SIMOGEAR geared motor	Order codes
							Article No.	Article No.	
0.55	0.44	1.72	11869	2112	76000	O4C37.2112DE80	2LP069.-0GC.0-0DD0	2KJ3106-9DF22-.FW1	-Z H1J+H06+P01
	0.44	2.15	11869	2112	80800	O4C40.2112DE80	2LP069.-0GD.0-8CD0	2KJ3106-9DF22-.FW1	-Z H1J+H06+P01
	0.45	1.76	11584	2061	76000	O5C37.2061DE80	2LP069.-0GC.0-8CD0	2KJ3206-9DF22-.FA1	-Z H1J+H06+P01
	0.45	2.20	11584	2061	80800	O5C40.2061DE80	2LP069.-0GD.0-7CD0	2KJ3206-9DF22-.FA1	-Z H1J+H06+P01
	0.46	0.89	11503	2047	45500	O5C30.2047DE80	2LP069.-0GA.0-0DD0	2KJ3204-9DF22-.FB1	-Z H1J+H05+P01
	0.46	1.33	11503	2047	69400	O5C35.2047DE80	2LP069.-0GB.0-8CD0	2KJ3204-9DF22-.FB1	-Z H1J+H05+P01
	0.49	1.89	10790	1920	76000	O4C37.1920DE80	2LP069.-0GC.0-7CD0	2KJ3106-9DF22-.FV1	-Z H1J+H06+P01
	0.49	2.36	10790	1920	80800	O4C40.1920DE80	2LP069.-0GD.0-6CD0	2KJ3106-9DF22-.FV1	-Z H1J+H06+P01
	0.52	1.01	10150	1806	45500	O4C30.1806DE80	2LP069.-0GA.0-8CD0	2KJ3104-9DF22-.FX1	-Z H1J+H05+P01
	0.52	1.51	10150	1806	69400	O4C35.1806DE80	2LP069.-0GB.0-7CD0	2KJ3104-9DF22-.FX1	-Z H1J+H05+P01
	0.53	1.03	9905	1763	45500	O5C30.1763DE80	2LP069.-0GA.0-7CD0	2KJ3204-9DF22-.FA1	-Z H1J+H05+P01
	0.53	1.55	9905	1763	69400	O5C35.1763DE80	2LP069.-0GB.0-6CD0	2KJ3204-9DF22-.FA1	-Z H1J+H05+P01
	0.55	2.12	9627	1713	76000	O4C37.1713DE80	2LP069.-0GC.0-6CD0	2KJ3106-9DF22-.FU1	-Z H1J+H06+P01
	0.55	2.65	9627	1713	80800	O4C40.1713DE80	2LP069.-0GD.0-5CD0	2KJ3106-9DF22-.FU1	-Z H1J+H06+P01
	0.57	1.11	9227	1642	45500	O4C30.1642DE80	2LP069.-0GA.0-6CD0	2KJ3104-9DF22-.FW1	-Z H1J+H05+P01
	0.57	1.66	9227	1642	69400	O4C35.1642DE80	2LP069.-0GB.0-5CD0	2KJ3104-9DF22-.FW1	-Z H1J+H05+P01
	0.61	2.36	8632	1536	76000	O4C37.1536DE80	2LP069.-0GC.0-5CD0	2KJ3106-9DF22-.FT1	-Z H1J+H06+P01
	0.61	2.96	8632	1536	80800	O4C40.1536DE80	2LP069.-0GD.0-4CD0	2KJ3106-9DF22-.FT1	-Z H1J+H06+P01
	0.64	1.24	8233	1465	45500	O4C30.1465DE80	2LP069.-0GA.0-5CD0	2KJ3104-9DF22-.FV1	-Z H1J+H05+P01
	0.64	1.86	8233	1465	69400	O4C35.1465DE80	2LP069.-0GB.0-4CD0	2KJ3104-9DF22-.FV1	-Z H1J+H05+P01
	0.68	2.62	7781	1385	76000	O4C37.1385DE80	2LP069.-0GC.0-4CD0	2KJ3106-9DF22-.FS1	-Z H1J+H06+P01
	0.71	1.38	7382	1313	45500	O4C30.1313DE80	2LP069.-0GA.0-4CD0	2KJ3104-9DF22-.FU1	-Z H1J+H05+P01
	0.71	2.07	7382	1313	69400	O4C35.1313DE80	2LP069.-0GB.0-3CD0	2KJ3104-9DF22-.FU1	-Z H1J+H05+P01
	0.73	2.84	7183	1278	76000	O4C37.1278DE80	2LP069.-0GC.0-3CD0	2KJ3106-9DF22-.FR1	-Z H1J+H06+P01
0.79	1.53	6654	1184	45500	O4C30.1184DE80	2LP069.-0GA.0-3CD0	2KJ3104-9DF22-.FT1	-Z H1J+H05+P01	
0.79	2.30	6654	1184	69400	O4C35.1184DE80	2LP069.-0GB.0-2CD0	2KJ3104-9DF22-.FT1	-Z H1J+H05+P01	
0.86	1.66	6142	1093	45500	O4C30.1093DE80	2LP069.-0GA.0-2CD0	2KJ3104-9DF22-.FS1	-Z H1J+H05+P01	
0.86	2.49	6142	1093	69400	O4C35.1093DE80	2LP069.-0GB.0-1CD0	2KJ3104-9DF22-.FS1	-Z H1J+H05+P01	
0.94	1.82	5607	998	45500	O4C30.998DE80	2LP069.-0GA.0-1CD0	2KJ3104-9DF22-.FR1	-Z H1J+H05+P01	
0.94	2.73	5607	998	69400	O4C35.998DE80	2LP069.-0GB.0-0CD0	2KJ3104-9DF22-.FR1	-Z H1J+H05+P01	
1.1	2.19	4652	828	45500	O4C30.828DE80	2LP069.-0GA.0-0CD0	2KJ3104-9DF22-.FQ1	-Z H1J+H05+P01	
1.2	2.33	4378	779	45500	O4C30.779DE80	2LP069.-0GA.0-8BD0	2KJ3104-9DF22-.FP1	-Z H1J+H05+P01	
1.3	2.47	4135	736	45500	O4C30.736DE80	2LP069.-0GA.0-7BD0	2KJ3104-9DF22-.FN1	-Z H1J+H05+P01	
1.5	2.90	3519	626	45500	O4C30.626DE80	2LP069.-0GA.0-6BD0	2KJ3104-9DF22-.FM1	-Z H1J+H05+P01	
0.75	0.07	0.75	108050	13960	216200	O5C60.13960DE90	2LP069.-0GH.0-0FE0	2KJ3208-9EC22-.FS1	-Z H1J+H08+P01
	0.07	0.83	98227	12691	216200	O5C60.12691DE90	2LP069.-0GH.0-8EE0	2KJ3208-9EC22-.FR1	-Z H1J+H08+P01
	0.08	0.75	88105	11383	155400	O5C55.11383DE90	2LP069.-0GG.0-7EE0	2KJ3208-9EC22-.FQ1	-Z H1J+H08+P01
	0.08	0.92	88105	11383	216200	O5C60.11383DE90	2LP069.-0GH.0-7EE0	2KJ3208-9EC22-.FQ1	-Z H1J+H08+P01
	0.09	0.83	79215	10235	155400	O5C55.10235DE90	2LP069.-0GG.0-6EE0	2KJ3208-9EC22-.FP1	-Z H1J+H08+P01
	0.09	1.03	79215	10235	216200	O5C60.10235DE90	2LP069.-0GH.0-6EE0	2KJ3208-9EC22-.FP1	-Z H1J+H08+P01
	0.10	0.92	71646	9257	155400	O5C55.9257DE90	2LP069.-0GG.0-5EE0	2KJ3208-9EC22-.FN1	-Z H1J+H08+P01
	0.10	1.13	71646	9257	216200	O5C60.9257DE90	2LP069.-0GH.0-5EE0	2KJ3208-9EC22-.FN1	-Z H1J+H08+P01
	0.11	0.71	64391	8319	121300	O5C50.8319DE90	2LP069.-0GF.0-2EE0	2KJ3207-9EC22-.FM1	-Z H1J+H07+P01
	0.11	1.00	66135	8545	155400	O5C55.8545DE90	2LP069.-0GG.0-4EE0	2KJ3208-9EC22-.FM1	-Z H1J+H08+P01
	0.11	1.23	66135	8545	216200	O5C60.8545DE90	2LP069.-0GH.0-4EE0	2KJ3208-9EC22-.FM1	-Z H1J+H08+P01
	0.12	0.79	58041	7499	121300	O5C50.7499DE90	2LP069.-0GF.0-1EE0	2KJ3207-9EC22-.FL1	-Z H1J+H07+P01
0.12	1.09	60581	7827	155400	O5C55.7827DE90	2LP069.-0GG.0-3EE0	2KJ3208-9EC22-.FL1	-Z H1J+H08+P01	
0.12	1.34	60581	7827	216200	O5C60.7827DE90	2LP069.-0GH.0-3EE0	2KJ3208-9EC22-.FL1	-Z H1J+H08+P01	

<sup>1)</sup> The specified values refer to continuous stresses. For infrequent, brief stresses please refer to Table 1 on page 3/2.





## Selection and ordering data (continued)

$P_N$ kW	$n_2$ rpm	$f_B$ -	$T_2$ Nm	$i_{total}$ -	$F_{R2,perm}^{1)}$ N	Short product description	FLENDER SIP planetary gear unit	SIMOGEAR geared motor	Order codes
							Article No.	Article No.	
0.75	0.13	0.85	53577	6922	121300	O5C50.6922DE90	2LP069.-0GF.0-3EE0	2KJ3207-9EC22-.FK1	-Z H1J+H07+P01
	0.14	1.30	50830	6567	155400	O5C55.6567DE90	2LP069.-0GG.0-2EE0	2KJ3208-9EC22-.FK1	-Z H1J+H08+P01
	0.14	1.60	50830	6567	216200	O5C60.6567DE90	2LP069.-0GH.0-2EE0	2KJ3208-9EC22-.FK1	-Z H1J+H08+P01
	0.15	0.73	48907	6319	107700	O5C45.6319DE90	2LP069.-0GE.0-8DE0	2KJ3207-9EC22-.FJ1	-Z H1J+H07+P01
	0.15	0.93	48907	6319	121300	O5C50.6319DE90	2LP069.-0GF.0-2EE0	2KJ3207-9EC22-.FJ1	-Z H1J+H07+P01
	0.15	1.38	47839	6181	155400	O5C55.6181DE90	2LP069.-0GG.0-1EE0	2KJ3208-9EC22-.FJ1	-Z H1J+H08+P01
	0.15	1.70	47839	6181	216200	O5C60.6181DE90	2LP069.-0GH.0-1EE0	2KJ3208-9EC22-.FJ1	-Z H1J+H08+P01
	0.16	1.50	43891	5671	155400	O5C55.5671DE90	2LP069.-0GG.0-0EE0	2KJ3208-9EC22-.FH1	-Z H1J+H08+P01
	0.16	1.85	43891	5671	216200	O5C60.5671DE90	2LP069.-0GH.0-0EE0	2KJ3208-9EC22-.FH1	-Z H1J+H08+P01
	0.18	0.88	40580	5243	107700	O5C45.5243DE90	2LP069.-0GE.0-7DE0	2KJ3207-9EC22-.FH1	-Z H1J+H07+P01
	0.18	1.13	40580	5243	121300	O5C50.5243DE90	2LP069.-0GF.0-1EE0	2KJ3207-9EC22-.FH1	-Z H1J+H07+P01
	0.19	0.94	37829	4887	107700	O5C45.4887DE90	2LP069.-0GE.0-6DE0	2KJ3207-9EC22-.FG1	-Z H1J+H07+P01
	0.19	1.21	38189	4934	121300	O5C50.4934DE90	2LP069.-0GF.0-0EE0	2KJ3207-9EC22-.FG1	-Z H1J+H07+P01
	0.19	1.72	38340	4954	155400	O5C55.4954DE90	2LP069.-0GG.0-8DE0	2KJ3208-9EC22-.FG1	-Z H1J+H08+P01
	0.19	2.12	38340	4954	216200	O5C60.4954DE90	2LP069.-0GH.0-8DE0	2KJ3208-9EC22-.FG1	-Z H1J+H08+P01
	0.20	0.70	36171	4673	80800	O5C40.4673DE90	2LP069.-0GD.0-7DE0	2KJ3206-9EC22-.FG1	-Z H1J+H06+P01
	0.20	0.99	36071	4660	107700	O5C45.4660DE90	2LP069.-0GE.0-5DE0	2KJ3207-9EC22-.FF1	-Z H1J+H07+P01
	0.20	1.27	36071	4660	121300	O5C50.4660DE90	2LP069.-0GF.0-8DE0	2KJ3207-9EC22-.FF1	-Z H1J+H07+P01
	0.21	1.92	34327	4435	155400	O5C55.4435DE90	2LP069.-0GG.0-7DE0	2KJ3208-9EC22-.FF1	-Z H1J+H08+P01
	0.21	2.37	34327	4435	216200	O5C60.4435DE90	2LP069.-0GH.0-7DE0	2KJ3208-9EC22-.FF1	-Z H1J+H08+P01
	0.23	1.16	30693	3966	107700	O5C45.3966DE90	2LP069.-0GE.0-4DE0	2KJ3207-9EC22-.FE1	-Z H1J+H07+P01
	0.23	1.49	30693	3966	121300	O5C50.3966DE90	2LP069.-0GF.0-7DE0	2KJ3207-9EC22-.FE1	-Z H1J+H07+P01
	0.24	0.84	30106	3890	80800	O5C40.3890DE90	2LP069.-0GD.0-6DE0	2KJ3206-9EC22-.FF1	-Z H1J+H06+P01
	0.24	2.20	30014	3878	155400	O5C55.3878DE90	2LP069.-0GG.0-6DE0	2KJ3208-9EC22-.FE1	-Z H1J+H08+P01
	0.24	2.71	30014	3878	216200	O5C60.3878DE90	2LP069.-0GH.0-6DE0	2KJ3208-9EC22-.FE1	-Z H1J+H08+P01
	0.25	0.72	28335	3661	76000	O5C37.3661DE90	2LP069.-0GC.0-6DE0	2KJ3206-9EC22-.FE1	-Z H1J+H06+P01
	0.25	0.90	28335	3661	80800	O5C40.3661DE90	2LP069.-0GD.0-5DE0	2KJ3206-9EC22-.FE1	-Z H1J+H06+P01
	0.27	1.35	26293	3397	107700	O5C45.3397DE90	2LP069.-0GE.0-3DE0	2KJ3207-9EC22-.FD1	-Z H1J+H07+P01
	0.27	1.74	26293	3397	121300	O5C50.3397DE90	2LP069.-0GF.0-6DE0	2KJ3207-9EC22-.FD1	-Z H1J+H07+P01
	0.28	0.80	25388	3280	76000	O5C37.3280DE90	2LP069.-0GC.0-5DE0	2KJ3206-9EC22-.FD1	-Z H1J+H06+P01
0.28	1.00	25388	3280	80800	O5C40.3280DE90	2LP069.-0GD.0-4DE0	2KJ3206-9EC22-.FD1	-Z H1J+H06+P01	
0.28	2.56	25762	3328	155400	O5C55.3328DE90	2LP069.-0GG.0-5DE0	2KJ3208-9EC22-.FD1	-Z H1J+H08+P01	
0.31	1.54	23118	2987	107700	O5C45.2987DE90	2LP069.-0GE.0-2DE0	2KJ3207-9EC22-.FC1	-Z H1J+H07+P01	
0.31	1.98	23118	2987	121300	O5C50.2987DE90	2LP069.-0GF.0-5DE0	2KJ3207-9EC22-.FC1	-Z H1J+H07+P01	
0.31	2.90	22772	2942	155400	O5C55.2942DE90	2LP069.-0GG.0-4DE0	2KJ3208-9EC22-.FC1	-Z H1J+H08+P01	
0.33	0.70	21710	2805	69400	O5C35.2805DE90	2LP069.-0GB.0-3DE0	2KJ3204-9EC22-.FD1	-Z H1J+H05+P01	
0.33	0.94	21614	2793	76000	O5C37.2793DE90	2LP069.-0GC.0-4DE0	2KJ3206-9EC22-.FC1	-Z H1J+H06+P01	
0.33	1.17	21614	2793	80800	O5C40.2793DE90	2LP069.-0GD.0-3DE0	2KJ3206-9EC22-.FC1	-Z H1J+H06+P01	
0.34	0.96	21142	2732	76000	O4C37.2732DE90	2LP069.-0GC.0-3DE0	2KJ3106-9EC22-.FA2	-Z H1J+H06+P01	
0.34	1.20	21142	2732	80800	O4C40.2732DE90	2LP069.-0GD.0-2DE0	2KJ3106-9EC22-.FA2	-Z H1J+H06+P01	
0.37	1.06	19220	2483	76000	O4C37.2483DE90	2LP069.-0GC.0-2DE0	2KJ3106-9EC22-.FX1	-Z H1J+H06+P01	
0.37	1.32	19220	2483	80800	O4C40.2483DE90	2LP069.-0GD.0-1DE0	2KJ3106-9EC22-.FX1	-Z H1J+H06+P01	
0.37	1.82	19504	2520	107700	O5C45.2520DE90	2LP069.-0GE.0-1DE0	2KJ3207-9EC22-.FB1	-Z H1J+H07+P01	
0.37	2.34	19504	2520	121300	O5C50.2520DE90	2LP069.-0GF.0-4DE0	2KJ3207-9EC22-.FB1	-Z H1J+H07+P01	
0.38	1.88	18888	2440	107700	O4C45.2440DE90	2LP069.-0GE.0-0DE0	2KJ3107-9EC22-.FA2	-Z H1J+H07+P01	
0.38	2.42	18888	2440	121300	O4C50.2440DE90	2LP069.-0GF.0-0DE0	2KJ3107-9EC22-.FA2	-Z H1J+H07+P01	
0.39	0.82	18483	2388	69400	O5C35.2388DE90	2LP069.-0GB.0-2DE0	2KJ3204-9EC22-.FC1	-Z H1J+H05+P01	
0.39	1.10	18526	2394	76000	O5C37.2394DE90	2LP069.-0GC.0-1DE0	2KJ3206-9EC22-.FB1	-Z H1J+H06+P01	

<sup>1)</sup> The specified values refer to continuous stresses. For infrequent, brief stresses please refer to Table 1 on page 3/2.





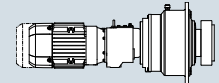
## Planetary geared motors, coaxial

## 6-pole geared motors

## Selection and ordering data (continued)

$P_N$ kW	$n_2$ rpm	$f_B$ -	$T_2$ Nm	$i_{total}$ -	$F_{R2,perm}$ <sup>1)</sup> N	Short product description	FLENDER SIP planetary gear unit	SIMOGEAR geared motor	Order codes
							Article No.	Article No.	
0.75	0.39	1.37	18526	2394	80800	O5C40.2394DE90	2LP069.-0GD.0-0DE0	2KJ3206-9EC22-.FB1	-Z H1J+H06+P01
	0.40	0.84	18079	2336	69400	O4C35.2336DE90	2LP069.-0GB.0-1DE0	2KJ3104-9EC22-.FB2	-Z H1J+H05+P01
	0.42	2.07	17171	2218	107700	O4C45.2218DE90	2LP069.-0GE.0-8CE0	2KJ3107-9EC22-.FX1	-Z H1J+H07+P01
	0.42	2.09	16999	2196	107700	O5C45.2196DE90	2LP069.-0GE.0-7CE0	2KJ3207-9EC22-.FA1	-Z H1J+H07+P01
	0.42	2.66	17171	2218	121300	O4C50.2218DE90	2LP069.-0GF.0-8CE0	2KJ3107-9EC22-.FX1	-Z H1J+H07+P01
	0.42	2.69	16999	2196	121300	O5C50.2196DE90	2LP069.-0GF.0-3DE0	2KJ3207-9EC22-.FA1	-Z H1J+H07+P01
	0.44	0.93	16435	2123	69400	O4C35.2123DE90	2LP069.-0GB.0-0DE0	2KJ3104-9EC22-.FA2	-Z H1J+H05+P01
	0.44	1.24	16347	2112	76000	O4C37.2112DE90	2LP069.-0GC.0-0DE0	2KJ3106-9EC22-.FW1	-Z H1J+H06+P01
	0.44	1.55	16347	2112	80800	O4C40.2112DE90	2LP069.-0GD.0-8CE0	2KJ3106-9EC22-.FW1	-Z H1J+H06+P01
	0.45	0.96	15842	2047	69400	O5C35.2047DE90	2LP069.-0GB.0-8CE0	2KJ3204-9EC22-.FB1	-Z H1J+H05+P01
	0.45	1.27	15953	2061	76000	O5C37.2061DE90	2LP069.-0GC.0-8CE0	2KJ3206-9EC22-.FA1	-Z H1J+H06+P01
	0.45	1.59	15953	2061	80800	O5C40.2061DE90	2LP069.-0GD.0-7CE0	2KJ3206-9EC22-.FA1	-Z H1J+H06+P01
	0.46	2.31	15402	1990	107700	O4C45.1990DE90	2LP069.-0GE.0-6CE0	2KJ3107-9EC22-.FW1	-Z H1J+H07+P01
	0.46	2.97	15402	1990	121300	O4C50.1990DE90	2LP069.-0GF.0-6CE0	2KJ3107-9EC22-.FW1	-Z H1J+H07+P01
	0.48	1.37	14861	1920	76000	O4C37.1920DE90	2LP069.-0GC.0-7CE0	2KJ3106-9EC22-.FV1	-Z H1J+H06+P01
	0.48	1.71	14861	1920	80800	O4C40.1920DE90	2LP069.-0GD.0-6CE0	2KJ3106-9EC22-.FV1	-Z H1J+H06+P01
	0.51	0.73	13978	1806	45500	O4C30.1806DE90	2LP069.-0GA.0-8CE0	2KJ3104-9EC22-.FX1	-Z H1J+H05+P01
	0.51	1.09	13978	1806	69400	O4C35.1806DE90	2LP069.-0GB.0-7CE0	2KJ3104-9EC22-.FX1	-Z H1J+H05+P01
	0.52	0.74	13642	1763	45500	O5C30.1763DE90	2LP069.-0GA.0-7CE0	2KJ3204-9EC22-.FA1	-Z H1J+H05+P01
	0.52	1.12	13642	1763	69400	O5C35.1763DE90	2LP069.-0GB.0-6CE0	2KJ3204-9EC22-.FA1	-Z H1J+H05+P01
	0.52	2.57	13848	1789	107700	O4C45.1789DE90	2LP069.-0GE.0-5CE0	2KJ3107-9EC22-.FV1	-Z H1J+H07+P01
	0.54	1.53	13259	1713	76000	O4C37.1713DE90	2LP069.-0GC.0-6CE0	2KJ3106-9EC22-.FU1	-Z H1J+H06+P01
	0.54	1.91	13259	1713	80800	O4C40.1713DE90	2LP069.-0GD.0-5CE0	2KJ3106-9EC22-.FU1	-Z H1J+H06+P01
	0.56	0.80	12708	1642	45500	O4C30.1642DE90	2LP069.-0GA.0-6CE0	2KJ3104-9EC22-.FW1	-Z H1J+H05+P01
	0.56	1.20	12708	1642	69400	O4C35.1642DE90	2LP069.-0GB.0-5CE0	2KJ3104-9EC22-.FW1	-Z H1J+H05+P01
	0.57	2.84	12524	1618	107700	O4C45.1618DE90	2LP069.-0GE.0-4CE0	2KJ3107-9EC22-.FU1	-Z H1J+H07+P01
	0.60	1.71	11889	1536	76000	O4C37.1536DE90	2LP069.-0GC.0-5CE0	2KJ3106-9EC22-.FT1	-Z H1J+H06+P01
	0.60	2.13	11889	1536	80800	O4C40.1536DE90	2LP069.-0GD.0-4CE0	2KJ3106-9EC22-.FT1	-Z H1J+H06+P01
0.63	0.90	11338	1465	45500	O4C30.1465DE90	2LP069.-0GA.0-5CE0	2KJ3104-9EC22-.FV1	-Z H1J+H05+P01	
0.63	1.34	11338	1465	69400	O4C35.1465DE90	2LP069.-0GB.0-4CE0	2KJ3104-9EC22-.FV1	-Z H1J+H05+P01	
0.67	1.89	10716	1385	76000	O4C37.1385DE90	2LP069.-0GC.0-4CE0	2KJ3106-9EC22-.FS1	-Z H1J+H06+P01	
0.67	2.37	10716	1385	80800	O4C40.1385DE90	2LP069.-0GD.0-3CE0	2KJ3106-9EC22-.FS1	-Z H1J+H06+P01	
0.70	1.00	10166	1313	45500	O4C30.1313DE90	2LP069.-0GA.0-4CE0	2KJ3104-9EC22-.FU1	-Z H1J+H05+P01	
0.70	1.50	10166	1313	69400	O4C35.1313DE90	2LP069.-0GB.0-3CE0	2KJ3104-9EC22-.FU1	-Z H1J+H05+P01	
0.72	2.05	9892	1278	76000	O4C37.1278DE90	2LP069.-0GC.0-3CE0	2KJ3106-9EC22-.FR1	-Z H1J+H06+P01	
0.72	2.57	9892	1278	80800	O4C40.1278DE90	2LP069.-0GD.0-2CE0	2KJ3106-9EC22-.FR1	-Z H1J+H06+P01	
0.78	1.11	9164	1184	45500	O4C30.1184DE90	2LP069.-0GA.0-3CE0	2KJ3104-9EC22-.FT1	-Z H1J+H05+P01	
0.78	1.66	9164	1184	69400	O4C35.1184DE90	2LP069.-0GB.0-2CE0	2KJ3104-9EC22-.FT1	-Z H1J+H05+P01	
0.79	2.25	9030	1167	76000	O4C37.1167DE90	2LP069.-0GC.0-2CE0	2KJ3106-9EC22-.FQ1	-Z H1J+H06+P01	
0.79	2.81	9030	1167	80800	O4C40.1167DE90	2LP069.-0GD.0-1CE0	2KJ3106-9EC22-.FQ1	-Z H1J+H06+P01	
0.85	1.20	8459	1093	45500	O4C30.1093DE90	2LP069.-0GA.0-2CE0	2KJ3104-9EC22-.FS1	-Z H1J+H05+P01	
0.85	1.80	8459	1093	69400	O4C35.1093DE90	2LP069.-0GB.0-1CE0	2KJ3104-9EC22-.FS1	-Z H1J+H05+P01	
0.93	1.31	7721	998	45500	O4C30.998DE90	2LP069.-0GA.0-1CE0	2KJ3104-9EC22-.FR1	-Z H1J+H05+P01	
0.93	1.97	7721	998	69400	O4C35.998DE90	2LP069.-0GB.0-0CE0	2KJ3104-9EC22-.FR1	-Z H1J+H05+P01	
0.96	2.71	7492	968	76000	O4C37.968DE90	2LP069.-0GC.0-1CE0	2KJ3106-9EC22-.FP1	-Z H1J+H06+P01	
1.0	2.88	7052	911	76000	O4C37.911DE90	2LP069.-0GC.0-0CE0	2KJ3106-9EC22-.FN1	-Z H1J+H06+P01	
1.1	1.58	6407	828	45500	O4C30.828DE90	2LP069.-0GA.0-0CE0	2KJ3104-9EC22-.FQ1	-Z H1J+H05+P01	
1.1	2.38	6407	828	69400	O4C35.828DE90	2LP069.-0GB.0-8BE0	2KJ3104-9EC22-.FQ1	-Z H1J+H05+P01	

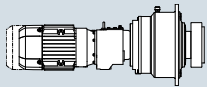
<sup>1)</sup> The specified values refer to continuous stresses. For infrequent, brief stresses please refer to Table 1 on page 3/2.



## Selection and ordering data (continued)

$P_N$ kW	$n_2$ rpm	$f_B$ -	$T_2$ Nm	$i_{total}$ -	$F_{R2,perm}^{1)}$ N	Short product description	FLENDER SIP planetary gear unit	SIMOGEAR geared motor	Order codes
							Article No.	Article No.	
0.75	1.2	1.68	6030	779	45500	O4C30.779DE90	2LP069.-0GA.0-8BE0	2KJ3104-9EC22-.FP1	-Z H1J+H05+P01
	1.2	2.53	6030	779	69400	O4C35.779DE90	2LP069.-0GB.0-7BE0	2KJ3104-9EC22-.FP1	-Z H1J+H05+P01
	1.3	1.78	5695	736	45500	O4C30.736DE90	2LP069.-0GA.0-7BE0	2KJ3104-9EC22-.FN1	-Z H1J+H05+P01
	1.3	2.67	5695	736	69400	O4C35.736DE90	2LP069.-0GB.0-6BE0	2KJ3104-9EC22-.FN1	-Z H1J+H05+P01
	1.5	2.09	4846	626	45500	O4C30.626DE90	2LP069.-0GA.0-6BE0	2KJ3104-9EC22-.FM1	-Z H1J+H05+P01
	1.7	2.45	4151	536	45500	O4C30.536DE90	2LP069.-0GA.0-5BE0	2KJ3104-9EC22-.FL1	-Z H1J+H05+P01
1.1	2.0	2.78	3650	472	45500	O4C30.472DE90	2LP069.-0GA.0-4BE0	2KJ3104-9EC22-.FK1	-Z H1J+H05+P01
	0.09	0.71	114627	10235	216200	O5C60.10235DE90	2LP069.-0GH.0-6EE0	2KJ3208-9EP22-.FP1	-Z H1J+H08+P01
	0.10	0.79	103673	9257	216200	O5C60.9257DE90	2LP069.-0GH.0-5EE0	2KJ3208-9EP22-.FN1	-Z H1J+H08+P01
	0.11	0.85	95699	8545	216200	O5C60.8545DE90	2LP069.-0GH.0-4EE0	2KJ3208-9EP22-.FM1	-Z H1J+H08+P01
	0.12	0.76	87662	7827	155400	O5C55.7827DE90	2LP069.-0GG.0-3EE0	2KJ3208-9EP22-.FL1	-Z H1J+H08+P01
	0.12	0.93	87662	7827	216200	O5C60.7827DE90	2LP069.-0GH.0-3EE0	2KJ3208-9EP22-.FL1	-Z H1J+H08+P01
	0.14	0.90	73552	6567	155400	O5C55.6567DE90	2LP069.-0GG.0-2EE0	2KJ3208-9EP22-.FK1	-Z H1J+H08+P01
	0.14	1.11	73552	6567	216200	O5C60.6567DE90	2LP069.-0GH.0-2EE0	2KJ3208-9EP22-.FK1	-Z H1J+H08+P01
	0.15	0.96	69224	6181	155400	O5C55.6181DE90	2LP069.-0GG.0-1EE0	2KJ3208-9EP22-.FJ1	-Z H1J+H08+P01
	0.15	1.18	69224	6181	216200	O5C60.6181DE90	2LP069.-0GH.0-1EE0	2KJ3208-9EP22-.FJ1	-Z H1J+H08+P01
	0.16	1.04	63512	5671	155400	O5C55.5671DE90	2LP069.-0GG.0-0EE0	2KJ3208-9EP22-.FH1	-Z H1J+H08+P01
	0.16	1.29	63512	5671	216200	O5C60.5671DE90	2LP069.-0GH.0-0EE0	2KJ3208-9EP22-.FH1	-Z H1J+H08+P01
	0.18	0.78	58720	5243	121300	O5C50.5243DE90	2LP069.-0GF.0-7DE0	2KJ3207-9EP22-.FH1	-Z H1J+H07+P01
	0.19	0.84	55261	4934	121300	O5C50.4934DE90	2LP069.-0GF.0-6DE0	2KJ3207-9EP22-.FG1	-Z H1J+H07+P01
	0.19	1.20	55479	4954	155400	O5C55.4954DE90	2LP069.-0GG.0-8DE0	2KJ3208-9EP22-.FG1	-Z H1J+H08+P01
	0.19	1.47	55479	4954	216200	O5C60.4954DE90	2LP069.-0GH.0-8DE0	2KJ3208-9EP22-.FG1	-Z H1J+H08+P01
	0.20	0.88	52196	4660	121300	O5C50.4660DE90	2LP069.-0GF.0-5DE0	2KJ3207-9EP22-.FF1	-Z H1J+H07+P01
	0.21	1.34	49672	4435	155400	O5C55.4435DE90	2LP069.-0GG.0-7DE0	2KJ3208-9EP22-.FF1	-Z H1J+H08+P01
	0.21	1.64	49672	4435	216200	O5C60.4435DE90	2LP069.-0GH.0-7DE0	2KJ3208-9EP22-.FF1	-Z H1J+H08+P01
	0.24	0.80	44414	3966	107700	O5C45.3966DE90	2LP069.-0GE.0-4DE0	2KJ3207-9EP22-.FE1	-Z H1J+H07+P01
	0.24	1.03	44414	3966	121300	O5C50.3966DE90	2LP069.-0GF.0-4DE0	2KJ3207-9EP22-.FE1	-Z H1J+H07+P01
	0.24	1.53	43431	3878	155400	O5C55.3878DE90	2LP069.-0GG.0-6DE0	2KJ3208-9EP22-.FE1	-Z H1J+H08+P01
	0.24	1.88	43431	3878	216200	O5C60.3878DE90	2LP069.-0GH.0-6DE0	2KJ3208-9EP22-.FE1	-Z H1J+H08+P01
	0.28	0.94	38047	3397	107700	O5C45.3397DE90	2LP069.-0GE.0-3DE0	2KJ3207-9EP22-.FD1	-Z H1J+H07+P01
	0.28	1.21	38047	3397	121300	O5C50.3397DE90	2LP069.-0GF.0-3DE0	2KJ3207-9EP22-.FD1	-Z H1J+H07+P01
	0.28	1.78	37279	3328	155400	O5C55.3328DE90	2LP069.-0GG.0-5DE0	2KJ3208-9EP22-.FD1	-Z H1J+H08+P01
	0.28	2.19	37279	3328	216200	O5C60.3328DE90	2LP069.-0GH.0-5DE0	2KJ3208-9EP22-.FD1	-Z H1J+H08+P01
0.31	1.07	33453	2987	107700	O5C45.2987DE90	2LP069.-0GE.0-2DE0	2KJ3207-9EP22-.FC1	-Z H1J+H07+P01	
0.31	1.37	33453	2987	121300	O5C50.2987DE90	2LP069.-0GF.0-2DE0	2KJ3207-9EP22-.FC1	-Z H1J+H07+P01	
0.32	2.01	32951	2942	155400	O5C55.2942DE90	2LP069.-0GG.0-4DE0	2KJ3208-9EP22-.FC1	-Z H1J+H08+P01	
0.32	2.48	32951	2942	216200	O5C60.2942DE90	2LP069.-0GH.0-4DE0	2KJ3208-9EP22-.FC1	-Z H1J+H08+P01	
0.33	0.82	31276	2793	80800	O5C40.2793DE90	2LP069.-0GD.0-3DE0	2KJ3206-9EP22-.FC1	-Z H1J+H06+P01	
0.34	0.83	30593	2732	80800	O4C40.2732DE90	2LP069.-0GD.0-2DE0	2KJ3106-9EP22-.FA2	-Z H1J+H06+P01	
0.36	2.30	28779	2570	155400	O4C55.2570DE90	2LP069.-0GG.0-3DE0	2KJ3108-9EP22-.FA2	-Z H1J+H08+P01	
0.36	2.84	28779	2570	216200	O4C60.2570DE90	2LP069.-0GH.0-3DE0	2KJ3108-9EP22-.FA2	-Z H1J+H08+P01	
0.37	1.27	28223	2520	107700	O5C45.2520DE90	2LP069.-0GE.0-1DE0	2KJ3207-9EP22-.FB1	-Z H1J+H07+P01	
0.37	1.63	28223	2520	121300	O5C50.2520DE90	2LP069.-0GF.0-1DE0	2KJ3207-9EP22-.FB1	-Z H1J+H07+P01	
0.38	0.73	27812	2483	76000	O4C37.2483DE90	2LP069.-0GC.0-2DE0	2KJ3106-9EP22-.FX1	-Z H1J+H06+P01	
0.38	0.92	27812	2483	80800	O4C40.2483DE90	2LP069.-0GD.0-1DE0	2KJ3106-9EP22-.FX1	-Z H1J+H06+P01	
0.38	1.31	27332	2440	107700	O4C45.2440DE90	2LP069.-0GE.0-0DE0	2KJ3107-9EP22-.FA2	-Z H1J+H07+P01	
0.38	1.68	27332	2440	121300	O4C50.2440DE90	2LP069.-0GF.0-0DE0	2KJ3107-9EP22-.FA2	-Z H1J+H07+P01	
0.39	0.86	26808	2394	76000	O5C37.2394DE90	2LP069.-0GC.0-1DE0	2KJ3206-9EP22-.FB1	-Z H1J+H06+P01	

<sup>1)</sup> The specified values refer to continuous stresses. For infrequent, brief stresses please refer to Table 1 on page 3/2.



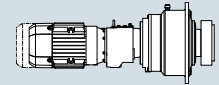
## Planetary geared motors, coaxial

## 6-pole geared motors

## Selection and ordering data (continued)

$P_N$ kW	$n_2$ rpm	$f_B$ -	$T_2$ Nm	$i_{total}$ -	$F_{R2,perm}^{1)}$ N	Short product description	FLENDER SIP planetary gear unit	SIMOGEAR geared motor	Order codes
							Article No.	Article No.	
1.1	0.39	0.95	26808	2394	80800	O5C40.2394DE90	2LP069.-0GD.0-0DE0	2KJ3206-9EP22-.FB1	-Z H1J+H06+P01
	0.40	2.55	25982	2320	155400	O4C55.2320DE90	2LP069.-0GG.0-1DE0	2KJ3108-9EP22-.FX1	-Z H1J+H08+P01
	0.42	1.44	24847	2218	107700	O4C45.2218DE90	2LP069.-0GE.0-8CE0	2KJ3107-9EP22-.FX1	-Z H1J+H07+P01
	0.42	1.85	24847	2218	121300	O4C50.2218DE90	2LP069.-0GF.0-8CE0	2KJ3107-9EP22-.FX1	-Z H1J+H07+P01
	0.43	1.45	24598	2196	107700	O5C45.2196DE90	2LP069.-0GE.0-7CE0	2KJ3207-9EP22-.FA1	-Z H1J+H07+P01
	0.43	1.87	24598	2196	121300	O5C50.2196DE90	2LP069.-0GF.0-7CE0	2KJ3207-9EP22-.FA1	-Z H1J+H07+P01
	0.44	0.76	23654	2112	76000	O4C37.2112DE90	2LP069.-0GC.0-0DE0	2KJ3106-9EP22-.FW1	-Z H1J+H06+P01
	0.44	1.08	23654	2112	80800	O4C40.2112DE90	2LP069.-0GD.0-8CE0	2KJ3106-9EP22-.FW1	-Z H1J+H06+P01
	0.44	2.81	23569	2104	155400	O4C55.2104DE90	2LP069.-0GG.0-8CE0	2KJ3108-9EP22-.FW1	-Z H1J+H08+P01
	0.45	0.95	23085	2061	76000	O5C37.2061DE90	2LP069.-0GC.0-8CE0	2KJ3206-9EP22-.FA1	-Z H1J+H06+P01
	0.45	1.11	23085	2061	80800	O5C40.2061DE90	2LP069.-0GD.0-7CE0	2KJ3206-9EP22-.FA1	-Z H1J+H06+P01
	0.47	1.60	22287	1990	107700	O4C45.1990DE90	2LP069.-0GE.0-6CE0	2KJ3107-9EP22-.FW1	-Z H1J+H07+P01
	0.47	2.06	22287	1990	121300	O4C50.1990DE90	2LP069.-0GF.0-6CE0	2KJ3107-9EP22-.FW1	-Z H1J+H07+P01
	0.49	0.88	21504	1920	76000	O4C37.1920DE90	2LP069.-0GC.0-7CE0	2KJ3106-9EP22-.FV1	-Z H1J+H06+P01
	0.49	1.19	21504	1920	80800	O4C40.1920DE90	2LP069.-0GD.0-6CE0	2KJ3106-9EP22-.FV1	-Z H1J+H06+P01
	0.52	0.76	20227	1806	69400	O4C35.1806DE90	2LP069.-0GB.0-7CE0	2KJ3104-9EP22-.FX1	-Z H1J+H05+P01
	0.52	1.78	20038	1789	107700	O4C45.1789DE90	2LP069.-0GE.0-5CE0	2KJ3107-9EP22-.FV1	-Z H1J+H07+P01
	0.52	2.29	20038	1789	121300	O4C50.1789DE90	2LP069.-0GF.0-5CE0	2KJ3107-9EP22-.FV1	-Z H1J+H07+P01
	0.53	0.78	19740	1763	69400	O5C35.1763DE90	2LP069.-0GB.0-6CE0	2KJ3204-9EP22-.FA1	-Z H1J+H05+P01
	0.53	2.32	19777	1766	121300	O4C50.1766DE90	2LP069.-0GF.0-4CE0	2KJ3108-9EP22-.FU1	-Z H1J+H07+P01
	0.55	1.06	19186	1713	76000	O4C37.1713DE90	2LP069.-0GC.0-6CE0	2KJ3106-9EP22-.FU1	-Z H1J+H06+P01
	0.55	1.33	19186	1713	80800	O4C40.1713DE90	2LP069.-0GD.0-5CE0	2KJ3106-9EP22-.FU1	-Z H1J+H06+P01
	0.57	0.83	18388	1642	69400	O4C35.1642DE90	2LP069.-0GB.0-5CE0	2KJ3104-9EP22-.FW1	-Z H1J+H05+P01
	0.58	1.97	18123	1618	107700	O4C45.1618DE90	2LP069.-0GE.0-4CE0	2KJ3107-9EP22-.FU1	-Z H1J+H07+P01
	0.61	1.19	17203	1536	76000	O4C37.1536DE90	2LP069.-0GC.0-5CE0	2KJ3106-9EP22-.FT1	-Z H1J+H06+P01
	0.61	1.48	17203	1536	80800	O4C40.1536DE90	2LP069.-0GD.0-4CE0	2KJ3106-9EP22-.FT1	-Z H1J+H06+P01
	0.63	2.13	16729	1494	107700	O4C45.1494DE90	2LP069.-0GE.0-3CE0	2KJ3107-9EP22-.FT1	-Z H1J+H07+P01
	0.63	2.74	16746	1495	121300	O4C50.1495DE90	2LP069.-0GF.0-3CE0	2KJ3108-9EP22-.FT1	-Z H1J+H07+P01
	0.64	0.93	16407	1465	69400	O4C35.1465DE90	2LP069.-0GB.0-4CE0	2KJ3104-9EP22-.FV1	-Z H1J+H05+P01
	0.66	2.91	15761	1407	121300	O4C50.1407DE90	2LP069.-0GF.0-2CE0	2KJ3108-9EP22-.FS1	-Z H1J+H07+P01
0.68	1.32	15507	1385	76000	O4C37.1385DE90	2LP069.-0GC.0-4CE0	2KJ3106-9EP22-.FS1	-Z H1J+H06+P01	
0.68	1.65	15507	1385	80800	O4C40.1385DE90	2LP069.-0GD.0-3CE0	2KJ3106-9EP22-.FS1	-Z H1J+H06+P01	
0.68	2.33	15324	1368	107700	O4C45.1368DE90	2LP069.-0GE.0-2CE0	2KJ3107-9EP22-.FS1	-Z H1J+H07+P01	
0.71	1.04	14711	1313	69400	O4C35.1313DE90	2LP069.-0GB.0-3CE0	2KJ3104-9EP22-.FU1	-Z H1J+H05+P01	
0.73	1.43	14314	1278	76000	O4C37.1278DE90	2LP069.-0GC.0-3CE0	2KJ3106-9EP22-.FR1	-Z H1J+H06+P01	
0.73	1.78	14314	1278	80800	O4C40.1278DE90	2LP069.-0GD.0-2CE0	2KJ3106-9EP22-.FR1	-Z H1J+H06+P01	
0.79	0.77	13260	1184	45500	O4C30.1184DE90	2LP069.-0GA.0-3CE0	2KJ3104-9EP22-.FT1	-Z H1J+H05+P01	
0.79	1.15	13260	1184	69400	O4C35.1184DE90	2LP069.-0GB.0-2CE0	2KJ3104-9EP22-.FT1	-Z H1J+H05+P01	
0.80	1.56	13066	1167	76000	O4C37.1167DE90	2LP069.-0GC.0-2CE0	2KJ3106-9EP22-.FQ1	-Z H1J+H06+P01	
0.80	1.95	13066	1167	80800	O4C40.1167DE90	2LP069.-0GD.0-1CE0	2KJ3106-9EP22-.FQ1	-Z H1J+H06+P01	
0.81	2.78	12858	1148	107700	O4C45.1148DE90	2LP069.-0GE.0-1CE0	2KJ3107-9EP22-.FR1	-Z H1J+H07+P01	
0.86	0.83	12240	1093	45500	O4C30.1093DE90	2LP069.-0GA.0-2CE0	2KJ3104-9EP22-.FS1	-Z H1J+H05+P01	
0.86	1.25	12240	1093	69400	O4C35.1093DE90	2LP069.-0GB.0-1CE0	2KJ3104-9EP22-.FS1	-Z H1J+H05+P01	
0.87	2.95	12101	1080	107700	O4C45.1080DE90	2LP069.-0GE.0-0CE0	2KJ3107-9EP22-.FQ1	-Z H1J+H07+P01	
0.94	0.91	11173	998	45500	O4C30.998DE90	2LP069.-0GA.0-1CE0	2KJ3104-9EP22-.FR1	-Z H1J+H05+P01	
0.94	1.37	11173	998	69400	O4C35.998DE90	2LP069.-0GB.0-0CE0	2KJ3104-9EP22-.FR1	-Z H1J+H05+P01	
0.97	1.88	10842	968	76000	O4C37.968DE90	2LP069.-0GC.0-1CE0	2KJ3106-9EP22-.FP1	-Z H1J+H06+P01	
0.97	2.35	10842	968	80800	O4C40.968DE90	2LP069.-0GD.0-0CE0	2KJ3106-9EP22-.FP1	-Z H1J+H06+P01	

<sup>1)</sup> The specified values refer to continuous stresses. For infrequent, brief stresses please refer to Table 1 on page 3/2.



## Selection and ordering data (continued)

$P_N$ kW	$n_2$ rpm	$f_B$ -	$T_2$ Nm	$i_{total}$ -	$F_{R2,perm}$ <sup>1)</sup> N	Short product description	FLENDER SIP planetary gear unit	SIMOGEAR geared motor	Order codes
							Article No.	Article No.	
1.1	1.0	2.00	10204	911	76000	O4C37.911DE90	2LP069.-0GC.0-0CE0	2KJ3106-9EP22-.FN1	-Z H1J+H06+P01
	1.1	1.10	9271	828	45500	O4C30.828DE90	2LP069.-0GA.0-0CE0	2KJ3104-9EP22-.FQ1	-Z H1J+H05+P01
	1.1	1.65	9271	828	69400	O4C35.828DE90	2LP069.-0GB.0-8BE0	2KJ3104-9EP22-.FQ1	-Z H1J+H05+P01
	1.1	2.12	9637	860	76000	O4C37.860DE90	2LP069.-0GC.0-8BE0	2KJ3106-9EP22-.FM1	-Z H1J+H06+P01
	1.1	2.63	9698	866	80800	O4C40.866DE90	2LP069.-0GD.0-8BE0	2KJ3107-9EP22-.FN1	-Z H1J+H06+P01
	1.2	1.17	8725	779	45500	O4C30.779DE90	2LP069.-0GA.0-8BE0	2KJ3104-9EP22-.FP1	-Z H1J+H05+P01
	1.2	1.75	8725	779	69400	O4C35.779DE90	2LP069.-0GB.0-7BE0	2KJ3104-9EP22-.FP1	-Z H1J+H05+P01
	1.2	2.94	8683	775	80800	O4C40.775DE90	2LP069.-0GD.0-7BE0	2KJ3107-9EP22-.FM1	-Z H1J+H06+P01
	1.3	1.24	8241	736	45500	O4C30.736DE90	2LP069.-0GA.0-7BE0	2KJ3104-9EP22-.FN1	-Z H1J+H05+P01
	1.3	1.86	8241	736	69400	O4C35.736DE90	2LP069.-0GB.0-6BE0	2KJ3104-9EP22-.FN1	-Z H1J+H05+P01
	1.3	2.49	8200	732	76000	O4C37.732DE90	2LP069.-0GC.0-7BE0	2KJ3106-9EP22-.FL1	-Z H1J+H06+P01
	1.5	1.46	7012	626	45500	O4C30.626DE90	2LP069.-0GA.0-6BE0	2KJ3104-9EP22-.FM1	-Z H1J+H05+P01
	1.5	2.18	7012	626	69400	O4C35.626DE90	2LP069.-0GB.0-5BE0	2KJ3104-9EP22-.FM1	-Z H1J+H05+P01
	1.5	2.91	7025	627	76000	O4C37.627DE90	2LP069.-0GC.0-6BE0	2KJ3106-9EP22-.FK1	-Z H1J+H06+P01
	1.7	1.70	6007	536	45500	O4C30.536DE90	2LP069.-0GA.0-5BE0	2KJ3104-9EP22-.FL1	-Z H1J+H05+P01
	1.7	2.55	6007	536	69400	O4C35.536DE90	2LP069.-0GB.0-4BE0	2KJ3104-9EP22-.FL1	-Z H1J+H05+P01
	1.9	2.82	5426	485	69400	O4C35.485DE90	2LP069.-0GB.0-3BE0	2KJ3107-9EP22-.FN1	-Z H1J+H06+P01
	2.0	1.93	5282	472	45500	O4C30.472DE90	2LP069.-0GA.0-4BE0	2KJ3104-9EP22-.FK1	-Z H1J+H05+P01
	2.4	2.29	4456	398	45500	O4C30.398DE90	2LP069.-0GA.0-3BE0	2KJ3104-9EP22-.FJ1	-Z H1J+H05+P01
	2.7	2.63	3884	347	45500	O4C30.347DE90	2LP069.-0GA.0-2BE0	2KJ3104-9EP22-.FH1	-Z H1J+H05+P01
2.9	2.80	3646	326	45500	O4C30.326DE90	2LP069.-0GA.0-1BE0	2KJ3107-9EP22-.FK1	-Z H1J+H06+P01	
1.5	0.12	0.70	115839	7827	216200	O5C60.7827DE100	2LP069.-0GH.0-3EF0	2KJ3208-9FP22-.FL1	-Z H1J+H08+P01
	0.15	0.84	97194	6567	216200	O5C60.6567DE100	2LP069.-0GH.0-2EF0	2KJ3208-9FP22-.FK1	-Z H1J+H08+P01
	0.16	0.73	91474	6181	155400	O5C55.6181DE100	2LP069.-0GG.0-1EF0	2KJ3208-9FP22-.FJ1	-Z H1J+H08+P01
	0.16	0.89	91474	6181	216200	O5C60.6181DE100	2LP069.-0GH.0-1EF0	2KJ3208-9FP22-.FJ1	-Z H1J+H08+P01
	0.17	0.79	83926	5671	155400	O5C55.5671DE100	2LP069.-0GG.0-0EF0	2KJ3208-9FP22-.FH1	-Z H1J+H08+P01
	0.17	0.97	83926	5671	216200	O5C60.5671DE100	2LP069.-0GH.0-0EF0	2KJ3208-9FP22-.FH1	-Z H1J+H08+P01
	0.20	0.90	73312	4954	155400	O5C55.4954DE100	2LP069.-0GG.0-8DF0	2KJ3208-9FP22-.FG1	-Z H1J+H08+P01
	0.20	1.11	73312	4954	216200	O5C60.4954DE100	2LP069.-0GH.0-8DF0	2KJ3208-9FP22-.FG1	-Z H1J+H08+P01
	0.22	1.01	65637	4435	155400	O5C55.4435DE100	2LP069.-0GG.0-7DF0	2KJ3208-9FP22-.FF1	-Z H1J+H08+P01
	0.22	1.24	65637	4435	216200	O5C60.4435DE100	2LP069.-0GH.0-7DF0	2KJ3208-9FP22-.FF1	-Z H1J+H08+P01
	0.24	0.78	58690	3966	121300	O5C50.3966DE100	2LP069.-0GF.0-4DF0	2KJ3207-9FP22-.FE1	-Z H1J+H07+P01
	0.25	1.16	57391	3878	155400	O5C55.3878DE100	2LP069.-0GG.0-6DF0	2KJ3208-9FP22-.FE1	-Z H1J+H08+P01
	0.25	1.42	57391	3878	216200	O5C60.3878DE100	2LP069.-0GH.0-6DF0	2KJ3208-9FP22-.FE1	-Z H1J+H08+P01
	0.29	0.71	50276	3397	107700	O5C45.3397DE100	2LP069.-0GE.0-3DF0	2KJ3207-9FP22-.FD1	-Z H1J+H07+P01
	0.29	0.91	50276	3397	121300	O5C50.3397DE100	2LP069.-0GF.0-3DF0	2KJ3207-9FP22-.FD1	-Z H1J+H07+P01
	0.29	1.35	49261	3328	155400	O5C55.3328DE100	2LP069.-0GG.0-5DF0	2KJ3208-9FP22-.FD1	-Z H1J+H08+P01
	0.29	1.66	49261	3328	216200	O5C60.3328DE100	2LP069.-0GH.0-5DF0	2KJ3208-9FP22-.FD1	-Z H1J+H08+P01
	0.32	0.81	44205	2987	107700	O5C45.2987DE100	2LP069.-0GE.0-2DF0	2KJ3207-9FP22-.FC1	-Z H1J+H07+P01
	0.32	1.04	44205	2987	121300	O5C50.2987DE100	2LP069.-0GF.0-2DF0	2KJ3207-9FP22-.FC1	-Z H1J+H07+P01
	0.33	1.52	43543	2942	155400	O5C55.2942DE100	2LP069.-0GG.0-4DF0	2KJ3208-9FP22-.FC1	-Z H1J+H08+P01
0.33	1.87	43543	2942	216200	O5C60.2942DE100	2LP069.-0GH.0-4DF0	2KJ3208-9FP22-.FC1	-Z H1J+H08+P01	
0.38	0.96	37294	2520	107700	O5C45.2520DE100	2LP069.-0GE.0-1DF0	2KJ3207-9FP22-.FB1	-Z H1J+H07+P01	
0.38	1.23	37294	2520	121300	O5C50.2520DE100	2LP069.-0GF.0-1DF0	2KJ3207-9FP22-.FB1	-Z H1J+H07+P01	
0.38	1.74	38029	2570	155400	O4C55.2570DE100	2LP069.-0GG.0-3DF0	2KJ3108-9FP22-.FA2	-Z H1J+H08+P01	
0.38	2.15	38029	2570	216200	O4C60.2570DE100	2LP069.-0GH.0-3DF0	2KJ3108-9FP22-.FA2	-Z H1J+H08+P01	
0.39	1.79	37026	2502	155400	O5C55.2502DE100	2LP069.-0GG.0-2DF0	2KJ3208-9FP22-.FB1	-Z H1J+H08+P01	
0.39	2.20	37026	2502	216200	O5C60.2502DE100	2LP069.-0GH.0-2DF0	2KJ3208-9FP22-.FB1	-Z H1J+H08+P01	

<sup>1)</sup> The specified values refer to continuous stresses. For infrequent, brief stresses please refer to Table 1 on page 3/2.





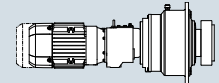
## Planetary geared motors, coaxial

## 6-pole geared motors

## Selection and ordering data (continued)

$P_N$ kW	$n_2$ rpm	$f_B$ -	$T_2$ Nm	$i_{total}$ -	$F_{R2,perm}$ <sup>1)</sup> N	Short product description	FLENDER SIP planetary gear unit	SIMOGEAR geared motor	Order codes
							Article No.	Article No.	
1.5	0.40	1.27	36117	2440	121300	O4C50.2440DE100	2LP069.-0GF.0-0DF0	2KJ3107-9FP22-.FA2	-Z H1J+H07+P01
	0.41	0.72	35425	2394	80800	O5C40.2394DE100	2LP069.-0GD.0-0DF0	2KJ3206-9FP22-.FB1	-Z H1J+H06+P01
	0.42	1.93	34333	2320	155400	O4C55.2320DE100	2LP069.-0GG.0-1DF0	2KJ3108-9FP22-.FX1	-Z H1J+H08+P01
	0.42	2.38	34333	2320	216200	O4C60.2320DE100	2LP069.-0GH.0-1DF0	2KJ3108-9FP22-.FX1	-Z H1J+H08+P01
	0.44	1.10	32505	2196	107700	O5C45.2196DE100	2LP069.-0GE.0-7CF0	2KJ3207-9FP22-.FA1	-Z H1J+H07+P01
	0.44	1.40	32833	2218	121300	O4C50.2218DE100	2LP069.-0GF.0-8CF0	2KJ3107-9FP22-.FX1	-Z H1J+H07+P01
	0.44	1.41	32505	2196	121300	O5C50.2196DE100	2LP069.-0GF.0-7CF0	2KJ3207-9FP22-.FA1	-Z H1J+H07+P01
	0.45	2.09	31737	2144	155400	O5C55.2144DE100	2LP069.-0GG.0-0DF0	2KJ3208-9FP22-.FA1	-Z H1J+H08+P01
	0.45	2.57	31737	2144	216200	O5C60.2144DE100	2LP069.-0GH.0-0DF0	2KJ3208-9FP22-.FA1	-Z H1J+H08+P01
	0.46	0.82	31258	2112	80800	O4C40.2112DE100	2LP069.-0GD.0-8CF0	2KJ3106-9FP22-.FW1	-Z H1J+H06+P01
	0.46	2.13	31144	2104	155400	O4C55.2104DE100	2LP069.-0GG.0-8CF0	2KJ3108-9FP22-.FW1	-Z H1J+H08+P01
	0.46	2.62	31144	2104	216200	O4C60.2104DE100	2LP069.-0GH.0-8CF0	2KJ3108-9FP22-.FW1	-Z H1J+H08+P01
	0.47	0.84	30505	2061	80800	O5C40.2061DE100	2LP069.-0GD.0-7CF0	2KJ3206-9FP22-.FA1	-Z H1J+H06+P01
	0.49	1.21	29450	1990	107700	O4C45.1990DE100	2LP069.-0GE.0-6CF0	2KJ3107-9FP22-.FW1	-Z H1J+H07+P01
	0.49	1.56	29450	1990	121300	O4C50.1990DE100	2LP069.-0GF.0-6CF0	2KJ3107-9FP22-.FW1	-Z H1J+H07+P01
	0.50	2.31	28749	1942	155400	O4C55.1942DE100	2LP069.-0GG.0-7CF0	2KJ3108-9FP22-.FV1	-Z H1J+H08+P01
	0.50	2.84	28749	1942	216200	O4C60.1942DE100	2LP069.-0GH.0-7CF0	2KJ3108-9FP22-.FV1	-Z H1J+H08+P01
	0.51	0.72	28416	1920	76000	O4C37.1920DE100	2LP069.-0GC.0-7CF0	2KJ3106-9FP22-.FV1	-Z H1J+H06+P01
	0.51	0.90	28416	1920	80800	O4C40.1920DE100	2LP069.-0GD.0-6CF0	2KJ3106-9FP22-.FV1	-Z H1J+H06+P01
	0.54	1.35	26479	1789	107700	O4C45.1789DE100	2LP069.-0GE.0-5CF0	2KJ3107-9FP22-.FV1	-Z H1J+H07+P01
	0.54	1.73	26479	1789	121300	O4C50.1789DE100	2LP069.-0GF.0-5CF0	2KJ3107-9FP22-.FV1	-Z H1J+H07+P01
	0.55	1.76	26133	1766	121300	O4C50.1766DE100	2LP069.-0GF.0-4CF0	2KJ3108-9FP22-.FU1	-Z H1J+H07+P01
	0.55	2.54	26133	1766	155400	O4C55.1766DE100	2LP069.-0GG.0-6CF0	2KJ3108-9FP22-.FU1	-Z H1J+H08+P01
	0.57	0.80	25353	1713	76000	O4C37.1713DE100	2LP069.-0GC.0-6CF0	2KJ3106-9FP22-.FU1	-Z H1J+H06+P01
	0.57	1.01	25353	1713	80800	O4C40.1713DE100	2LP069.-0GD.0-5CF0	2KJ3106-9FP22-.FU1	-Z H1J+H06+P01
	0.60	1.49	23948	1618	107700	O4C45.1618DE100	2LP069.-0GE.0-4CF0	2KJ3107-9FP22-.FU1	-Z H1J+H07+P01
	0.63	0.90	22733	1536	76000	O4C37.1536DE100	2LP069.-0GC.0-5CF0	2KJ3106-9FP22-.FT1	-Z H1J+H06+P01
	0.63	1.12	22733	1536	80800	O4C40.1536DE100	2LP069.-0GD.0-4CF0	2KJ3106-9FP22-.FT1	-Z H1J+H06+P01
	0.65	1.62	22106	1494	107700	O4C45.1494DE100	2LP069.-0GE.0-3CF0	2KJ3107-9FP22-.FT1	-Z H1J+H07+P01
	0.65	2.08	22129	1495	121300	O4C50.1495DE100	2LP069.-0GF.0-3CF0	2KJ3108-9FP22-.FT1	-Z H1J+H07+P01
0.65	3.00	22129	1495	155400	O4C55.1495DE100	2LP069.-0GG.0-5CF0	2KJ3108-9FP22-.FT1	-Z H1J+H08+P01	
0.66	0.71	21680	1465	69400	O4C35.1465DE100	2LP069.-0GB.0-4CF0	2KJ3104-9FP22-.FV1	-Z H1J+H05+P01	
0.69	2.20	20827	1407	121300	O4C50.1407DE100	2LP069.-0GF.0-2CF0	2KJ3108-9FP22-.FS1	-Z H1J+H07+P01	
0.70	1.00	20491	1385	76000	O4C37.1385DE100	2LP069.-0GC.0-4CF0	2KJ3106-9FP22-.FS1	-Z H1J+H06+P01	
0.70	1.24	20491	1385	80800	O4C40.1385DE100	2LP069.-0GD.0-3CF0	2KJ3106-9FP22-.FS1	-Z H1J+H06+P01	
0.71	1.76	20250	1368	107700	O4C45.1368DE100	2LP069.-0GE.0-2CF0	2KJ3107-9FP22-.FS1	-Z H1J+H07+P01	
0.74	0.79	19439	1313	69400	O4C35.1313DE100	2LP069.-0GB.0-3CF0	2KJ3104-9FP22-.FU1	-Z H1J+H05+P01	
0.75	2.39	19233	1300	121300	O4C50.1300DE100	2LP069.-0GF.0-1CF0	2KJ3108-9FP22-.FR1	-Z H1J+H07+P01	
0.76	1.08	18915	1278	76000	O4C37.1278DE100	2LP069.-0GC.0-3CF0	2KJ3106-9FP22-.FR1	-Z H1J+H06+P01	
0.76	1.35	18915	1278	80800	O4C40.1278DE100	2LP069.-0GD.0-2CF0	2KJ3106-9FP22-.FR1	-Z H1J+H06+P01	
0.82	0.87	17522	1184	69400	O4C35.1184DE100	2LP069.-0GB.0-2CF0	2KJ3104-9FP22-.FT1	-Z H1J+H05+P01	
0.83	1.18	17266	1167	76000	O4C37.1167DE100	2LP069.-0GC.0-2CF0	2KJ3106-9FP22-.FQ1	-Z H1J+H06+P01	
0.83	1.48	17266	1167	80800	O4C40.1167DE100	2LP069.-0GD.0-1CF0	2KJ3106-9FP22-.FQ1	-Z H1J+H06+P01	
0.84	2.10	16990	1148	107700	O4C45.1148DE100	2LP069.-0GE.0-1CF0	2KJ3107-9FP22-.FR1	-Z H1J+H07+P01	
0.84	2.68	17113	1156	121300	O4C50.1156DE100	2LP069.-0GF.0-0CF0	2KJ3108-9FP22-.FQ1	-Z H1J+H07+P01	
0.89	0.95	16174	1093	69400	O4C35.1093DE100	2LP069.-0GB.0-1CF0	2KJ3104-9FP22-.FS1	-Z H1J+H05+P01	
0.90	2.23	15991	1080	107700	O4C45.1080DE100	2LP069.-0GE.0-0CF0	2KJ3107-9FP22-.FQ1	-Z H1J+H07+P01	
0.97	1.04	14764	998	69400	O4C35.998DE100	2LP069.-0GB.0-0CF0	2KJ3104-9FP22-.FR1	-Z H1J+H05+P01	

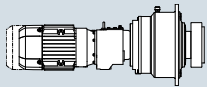
<sup>1)</sup> The specified values refer to continuous stresses. For infrequent, brief stresses please refer to Table 1 on page 3/2.



## Selection and ordering data (continued)

$P_N$ kW	$n_2$ rpm	$f_B$ -	$T_2$ Nm	$i_{total}$ -	$F_{R2,perm}^{1)}$ N	Short product description	FLENDER SIP planetary gear unit	SIMOGEAR geared motor	Order codes
							Article No.	Article No.	
1.5	0.98	2.43	14671	991	107700	O4C45.991DE100	2LP069.-0GE.0-8BF0	2KJ3107-9FP22-.FP1	-Z H1J+H07+P01
	1.0	1.42	14326	968	76000	O4C37.968DE100	2LP069.-0GC.0-1CF0	2KJ3106-9FP22-.FP1	-Z H1J+H06+P01
	1.0	1.78	14326	968	80800	O4C40.968DE100	2LP069.-0GD.0-0CF0	2KJ3106-9FP22-.FP1	-Z H1J+H06+P01
	1.1	1.51	13484	911	76000	O4C37.911DE100	2LP069.-0GC.0-0CF0	2KJ3106-9FP22-.FN1	-Z H1J+H06+P01
	1.1	1.99	12816	866	80800	O4C40.866DE100	2LP069.-0GD.0-8BF0	2KJ3107-9FP22-.FN1	-Z H1J+H06+P01
	1.1	2.79	12816	866	107700	O4C45.866DE100	2LP069.-0GE.0-7BF0	2KJ3107-9FP22-.FN1	-Z H1J+H07+P01
	1.1	1.60	12735	860	76000	O4C37.860DE100	2LP069.-0GC.0-8BF0	2KJ3106-9FP22-.FM1	-Z H1J+H06+P01
	1.2	0.83	12251	828	45500	O5C30.828DE100	2LP069.-0GA.0-0CF0	2KJ3104-9FP22-.FQ1	-Z H1J+H05+P01
	1.2	1.25	12251	828	69400	O4C35.828DE100	2LP069.-0GB.0-8BF0	2KJ3104-9FP22-.FQ1	-Z H1J+H05+P01
	1.3	0.88	11530	779	45500	O5C30.779DE100	2LP069.-0GA.0-8BF0	2KJ3104-9FP22-.FP1	-Z H1J+H05+P01
	1.3	1.33	11530	779	69400	O4C35.779DE100	2LP069.-0GB.0-7BF0	2KJ3104-9FP22-.FP1	-Z H1J+H05+P01
	1.3	2.22	11474	775	80800	O4C40.775DE100	2LP069.-0GD.0-7BF0	2KJ3107-9FP22-.FM1	-Z H1J+H06+P01
	1.3	0.94	10890	736	45500	O5C30.736DE100	2LP069.-0GA.0-7BF0	2KJ3104-9FP22-.FN1	-Z H1J+H05+P01
	1.3	1.41	10890	736	69400	O4C35.736DE100	2LP069.-0GB.0-6BF0	2KJ3104-9FP22-.FN1	-Z H1J+H05+P01
	1.3	1.88	10836	732	76000	O4C37.732DE100	2LP069.-0GC.0-7BF0	2KJ3106-9FP22-.FL1	-Z H1J+H06+P01
	1.4	2.54	10032	678	80800	O4C40.678DE100	2LP069.-0GD.0-6BF0	2KJ3107-9FP22-.FL1	-Z H1J+H06+P01
	1.6	1.10	9266	626	45500	O5C30.626DE100	2LP069.-0GA.0-6BF0	2KJ3104-9FP22-.FM1	-Z H1J+H05+P01
	1.6	1.65	9266	626	69400	O4C35.626DE100	2LP069.-0GB.0-5BF0	2KJ3104-9FP22-.FM1	-Z H1J+H05+P01
	1.6	2.20	9283	627	76000	O4C37.627DE100	2LP069.-0GC.0-6BF0	2KJ3106-9FP22-.FK1	-Z H1J+H06+P01
	1.7	2.37	8611	582	76000	O4C37.582DE100	2LP069.-0GC.0-5BF0	2KJ3107-9FP22-.FK1	-Z H1J+H06+P01
	1.7	2.96	8611	582	80800	O4C40.582DE100	2LP069.-0GD.0-5BF0	2KJ3107-9FP22-.FK1	-Z H1J+H06+P01
	1.8	1.29	7938	536	45500	O5C30.536DE100	2LP069.-0GA.0-5BF0	2KJ3104-9FP22-.FL1	-Z H1J+H05+P01
	1.8	1.93	7938	536	69400	O4C35.536DE100	2LP069.-0GB.0-4BF0	2KJ3104-9FP22-.FL1	-Z H1J+H05+P01
	1.9	2.68	7612	514	76000	O4C37.514DE100	2LP069.-0GC.0-4BF0	2KJ3107-9FP22-.FJ1	-Z H1J+H06+P01
2.0	2.13	7171	485	69400	O4C35.485DE100	2LP069.-0GB.0-3BF0	2KJ3107-9FP22-.FN1	-Z H1J+H06+P01	
2.1	1.46	6979	472	45500	O5C30.472DE100	2LP069.-0GA.0-4BF0	2KJ3104-9FP22-.FK1	-Z H1J+H05+P01	
2.2	2.38	6420	434	69400	O4C35.434DE100	2LP069.-0GB.0-2BF0	2KJ3107-9FP22-.FM1	-Z H1J+H06+P01	
2.4	1.73	5888	398	45500	O5C30.398DE100	2LP069.-0GA.0-3BF0	2KJ3104-9FP22-.FJ1	-Z H1J+H05+P01	
2.6	2.73	5613	379	69400	O4C35.379DE100	2LP069.-0GB.0-1BF0	2KJ3107-9FP22-.FL1	-Z H1J+H06+P01	
2.8	1.99	5132	347	45500	O5C30.347DE100	2LP069.-0GA.0-2BF0	2KJ3104-9FP22-.FH1	-Z H1J+H05+P01	
3.0	2.12	4818	326	45500	O4C30.326DE100	2LP069.-0GA.0-1BF0	2KJ3107-9FP22-.FK1	-Z H1J+H06+P01	
3.4	2.40	4259	288	45400	O4C30.288DE100	2LP069.-0GA.0-0BF0	2KJ3107-9FP22-.FJ1	-Z H1J+H06+P01	
4.0	2.82	3622	245	43300	O4C30.245DE100	2LP069.-0GA.0-8AF0	2KJ3107-9FP22-.FH1	-Z H1J+H06+P01	
2.2	0.19	0.76	107987	4954	216200	O5C60.4954DE112	2LP069.-0GH.0-8DG0	2KJ3208-9GH22-.FG1	-Z H1J+H08+P01
	0.22	0.84	96682	4435	216200	O5C60.4435DE112	2LP069.-0GH.0-7DG0	2KJ3208-9GH22-.FF1	-Z H1J+H08+P01
	0.25	0.78	84535	3878	155400	O5C55.3878DE112	2LP069.-0GG.0-6DG0	2KJ3208-9GH22-.FE1	-Z H1J+H08+P01
	0.25	0.97	84535	3878	216200	O5C60.3878DE112	2LP069.-0GH.0-6DG0	2KJ3208-9GH22-.FE1	-Z H1J+H08+P01
	0.29	0.91	72560	3328	155400	O5C55.3328DE112	2LP069.-0GG.0-5DG0	2KJ3208-9GH22-.FD1	-Z H1J+H08+P01
	0.29	1.13	72560	3328	216200	O5C60.3328DE112	2LP069.-0GH.0-5DG0	2KJ3208-9GH22-.FD1	-Z H1J+H08+P01
	0.32	0.71	65113	2987	121300	O5C50.2987DE112	2LP069.-0GF.0-2DG0	2KJ3207-9GH22-.FC1	-Z H1J+H07+P01
	0.33	1.03	64137	2942	155400	O5C55.2942DE112	2LP069.-0GG.0-4DG0	2KJ3208-9GH22-.FC1	-Z H1J+H08+P01
	0.33	1.27	64137	2942	216200	O5C60.2942DE112	2LP069.-0GH.0-4DG0	2KJ3208-9GH22-.FC1	-Z H1J+H08+P01
	0.38	0.84	54934	2520	121300	O5C50.2520DE112	2LP069.-0GF.0-1DG0	2KJ3207-9GH22-.FB1	-Z H1J+H07+P01
	0.38	1.18	56016	2570	155400	O4C55.2570DE112	2LP069.-0GG.0-3DG0	2KJ3108-9GH22-.FA2	-Z H1J+H08+P01
	0.38	1.46	56016	2570	216200	O4C60.2570DE112	2LP069.-0GH.0-3DG0	2KJ3108-9GH22-.FA2	-Z H1J+H08+P01
	0.39	1.22	54539	2502	155400	O5C55.2502DE112	2LP069.-0GG.0-2DG0	2KJ3208-9GH22-.FB1	-Z H1J+H08+P01
	0.39	1.50	54539	2502	216200	O5C60.2502DE112	2LP069.-0GH.0-2DG0	2KJ3208-9GH22-.FB1	-Z H1J+H08+P01
	0.40	0.86	53199	2440	121300	O4C50.2440DE112	2LP069.-0GF.0-0DG0	2KJ3107-9GH22-.FA2	-Z H1J+H07+P01

<sup>1)</sup> The specified values refer to continuous stresses. For infrequent, brief stresses please refer to Table 1 on page 3/2.



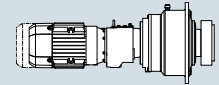
## Planetary geared motors, coaxial

## 6-pole geared motors

## Selection and ordering data (continued)

$P_N$ kW	$n_2$ rpm	$f_B$ -	$T_2$ Nm	$i_{total}$ -	$F_{R2,perm}$ <sup>1)</sup> N	Short product description	FLENDER SIP planetary gear unit	SIMOGEAR geared motor	Order codes
							Article No.	Article No.	
2.2	0.42	1.31	50572	2320	155400	O4C55.2320DE112	2LP069.-0GG.0-1DG0	2KJ3108-9GH22-.FX1	-Z H1J+H08+P01
	0.42	1.61	50572	2320	216200	O4C60.2320DE112	2LP069.-0GH.0-1DG0	2KJ3108-9GH22-.FX1	-Z H1J+H08+P01
	0.43	0.95	48363	2218	121300	O4C50.2218DE112	2LP069.-0GF.0-8CG0	2KJ3107-9GH22-.FX1	-Z H1J+H07+P01
	0.44	0.75	47879	2196	107700	O5C45.2196DE112	2LP069.-0GE.0-7CG0	2KJ3207-9GH22-.FA1	-Z H1J+H07+P01
	0.44	0.96	47879	2196	121300	O5C50.2196DE112	2LP069.-0GF.0-7CG0	2KJ3207-9GH22-.FA1	-Z H1J+H07+P01
	0.45	1.42	46747	2144	155400	O5C55.2144DE112	2LP069.-0GG.0-0DG0	2KJ3208-9GH22-.FA1	-Z H1J+H08+P01
	0.45	1.75	46747	2144	216200	O5C60.2144DE112	2LP069.-0GH.0-0DG0	2KJ3208-9GH22-.FA1	-Z H1J+H08+P01
	0.46	1.45	45875	2104	155400	O4C55.2104DE112	2LP069.-0GG.0-8CG0	2KJ3108-9GH22-.FW1	-Z H1J+H08+P01
	0.46	1.78	45875	2104	216200	O4C60.2104DE112	2LP069.-0GH.0-8CG0	2KJ3108-9GH22-.FW1	-Z H1J+H08+P01
	0.48	0.82	43379	1990	107700	O4C45.1990DE112	2LP069.-0GE.0-6CG0	2KJ3107-9GH22-.FW1	-Z H1J+H07+P01
	0.48	1.06	43379	1990	121300	O4C50.1990DE112	2LP069.-0GF.0-6CG0	2KJ3107-9GH22-.FW1	-Z H1J+H07+P01
	0.50	1.57	42346	1942	155400	O4C55.1942DE112	2LP069.-0GG.0-7CG0	2KJ3108-9GH22-.FV1	-Z H1J+H08+P01
	0.50	1.93	42346	1942	216200	O4C60.1942DE112	2LP069.-0GH.0-7CG0	2KJ3108-9GH22-.FV1	-Z H1J+H08+P01
	0.54	0.92	39002	1789	107700	O4C45.1789DE112	2LP069.-0GE.0-5CG0	2KJ3107-9GH22-.FV1	-Z H1J+H07+P01
	0.54	1.18	39002	1789	121300	O4C50.1789DE112	2LP069.-0GF.0-5CG0	2KJ3107-9GH22-.FV1	-Z H1J+H07+P01
	0.55	1.19	38494	1766	121300	O4C50.1766DE112	2LP069.-0GF.0-4CG0	2KJ3108-9GH22-.FU1	-Z H1J+H07+P01
	0.55	1.72	38494	1766	155400	O4C55.1766DE112	2LP069.-0GG.0-6CG0	2KJ3108-9GH22-.FU1	-Z H1J+H08+P01
	0.55	2.12	38494	1766	216200	O4C60.1766DE112	2LP069.-0GH.0-6CG0	2KJ3108-9GH22-.FU1	-Z H1J+H08+P01
	0.57	2.19	37225	1708	216200	O4C60.1708DE112	2LP069.-0GH.0-5CG0	2KJ3110-9GH22-.FU1	-Z H1J+H08+P01
	0.60	1.01	35275	1618	107700	O4C45.1618DE112	2LP069.-0GE.0-4CG0	2KJ3107-9GH22-.FU1	-Z H1J+H07+P01
	0.63	0.76	33485	1536	80800	O5C40.1536DE112	2LP069.-0GD.0-4CG0	2KJ3106-9GH22-.FT1	-Z H1J+H06+P01
	0.64	2.48	32909	1510	216200	O4C60.1510DE112	2LP069.-0GH.0-4CG0	2KJ3110-9GH22-.FT1	-Z H1J+H08+P01
	0.65	1.10	32562	1494	107700	O4C45.1494DE112	2LP069.-0GE.0-3CG0	2KJ3107-9GH22-.FT1	-Z H1J+H07+P01
	0.65	1.41	32595	1495	121300	O4C50.1495DE112	2LP069.-0GF.0-3CG0	2KJ3108-9GH22-.FT1	-Z H1J+H07+P01
	0.65	2.03	32595	1495	155400	O4C55.1495DE112	2LP069.-0GG.0-5CG0	2KJ3108-9GH22-.FT1	-Z H1J+H08+P01
	0.69	1.50	30678	1407	121300	O4C50.1407DE112	2LP069.-0GF.0-2CG0	2KJ3108-9GH22-.FS1	-Z H1J+H07+P01
	0.69	2.16	30678	1407	155400	O4C55.1407DE112	2LP069.-0GG.0-4CG0	2KJ3108-9GH22-.FS1	-Z H1J+H08+P01
	0.70	0.85	30183	1385	80800	O5C40.1385DE112	2LP069.-0GD.0-3CG0	2KJ3106-9GH22-.FS1	-Z H1J+H06+P01
	0.71	1.20	29827	1368	107700	O4C45.1368DE112	2LP069.-0GE.0-2CG0	2KJ3107-9GH22-.FS1	-Z H1J+H07+P01
	0.72	2.78	29378	1348	216200	O4C60.1348DE112	2LP069.-0GH.0-3CG0	2KJ3110-9GH22-.FS1	-Z H1J+H08+P01
0.74	1.62	28330	1300	121300	O4C50.1300DE112	2LP069.-0GF.0-1CG0	2KJ3108-9GH22-.FR1	-Z H1J+H07+P01	
0.74	2.34	28330	1300	155400	O4C55.1300DE112	2LP069.-0GG.0-3CG0	2KJ3108-9GH22-.FR1	-Z H1J+H08+P01	
0.76	0.73	27861	1278	76000	O5C37.1278DE112	2LP069.-0GC.0-3CG0	2KJ3106-9GH22-.FR1	-Z H1J+H06+P01	
0.76	0.92	27861	1278	80800	O5C40.1278DE112	2LP069.-0GD.0-2CG0	2KJ3106-9GH22-.FR1	-Z H1J+H06+P01	
0.83	0.80	25433	1167	76000	O5C37.1167DE112	2LP069.-0GC.0-2CG0	2KJ3106-9GH22-.FQ1	-Z H1J+H06+P01	
0.83	1.00	25433	1167	80800	O5C40.1167DE112	2LP069.-0GD.0-1CG0	2KJ3106-9GH22-.FQ1	-Z H1J+H06+P01	
0.83	1.82	25207	1156	121300	O4C50.1156DE112	2LP069.-0GF.0-0CG0	2KJ3108-9GH22-.FQ1	-Z H1J+H07+P01	
0.83	2.63	25207	1156	155400	O4C55.1156DE112	2LP069.-0GG.0-2CG0	2KJ3108-9GH22-.FQ1	-Z H1J+H08+P01	
0.84	1.43	25026	1148	107700	O4C45.1148DE112	2LP069.-0GE.0-1CG0	2KJ3107-9GH22-.FR1	-Z H1J+H07+P01	
0.89	1.52	23554	1080	107700	O4C45.1080DE112	2LP069.-0GE.0-0CG0	2KJ3107-9GH22-.FQ1	-Z H1J+H07+P01	
0.94	2.05	22389	1027	121300	O4C50.1027DE112	2LP069.-0GF.0-8BG0	2KJ3108-9GH22-.FP1	-Z H1J+H07+P01	
0.94	2.96	22389	1027	155400	O4C55.1027DE112	2LP069.-0GG.0-1CG0	2KJ3108-9GH22-.FP1	-Z H1J+H08+P01	
0.97	0.70	21748	998	69400	O4C35.998DE112	2LP069.-0GB.0-0CG0	2KJ3104-9GH22-.FR1	-Z H1J+H05+P01	
0.97	1.65	21610	991	107700	O4C45.991DE112	2LP069.-0GE.0-8BG0	2KJ3107-9GH22-.FP1	-Z H1J+H07+P01	
1.0	0.97	21102	968	76000	O5C37.968DE112	2LP069.-0GC.0-1CG0	2KJ3106-9GH22-.FP1	-Z H1J+H06+P01	
1.0	1.21	21102	968	80800	O5C40.968DE112	2LP069.-0GD.0-0CG0	2KJ3106-9GH22-.FP1	-Z H1J+H06+P01	
1.1	1.03	19861	911	76000	O5C37.911DE112	2LP069.-0GC.0-0CG0	2KJ3106-9GH22-.FN1	-Z H1J+H06+P01	
1.1	1.09	18758	860	76000	O5C37.860DE112	2LP069.-0GC.0-8BG0	2KJ3106-9GH22-.FM1	-Z H1J+H06+P01	

<sup>1)</sup> The specified values refer to continuous stresses. For infrequent, brief stresses please refer to Table 1 on page 3/2.



## Selection and ordering data (continued)

$P_N$ kW	$n_2$ rpm	$f_B$ -	$T_2$ Nm	$i_{total}$ -	$F_{R2,perm}$ <sup>1)</sup> N	Short product description	FLENDER SIP planetary gear unit	SIMOGEAR geared motor	Order codes
							Article No.	Article No.	
2.2	1.1	1.35	18877	866	80800	O4C40.866DE112	2LP069.-0GD.0-8BG0	2KJ3107-9GH22-.FN1	-Z H1J+H06+P01
	1.1	1.89	18877	866	107700	O4C45.866DE112	2LP069.-0GE.0-7BG0	2KJ3107-9GH22-.FN1	-Z H1J+H07+P01
	1.1	2.29	20040	919	121300	O4C50.919DE112	2LP069.-0GF.0-7BG0	2KJ3108-9GH22-.FN1	-Z H1J+H07+P01
	1.2	0.85	18045	828	69400	O4C35.828DE112	2LP069.-0GB.0-8BG0	2KJ3104-9GH22-.FQ1	-Z H1J+H05+P01
	1.2	0.90	16983	779	69400	O4C35.779DE112	2LP069.-0GB.0-7BG0	2KJ3104-9GH22-.FP1	-Z H1J+H05+P01
	1.2	1.51	16901	775	80800	O4C40.775DE112	2LP069.-0GD.0-7BG0	2KJ3107-9GH22-.FM1	-Z H1J+H06+P01
	1.2	2.11	16901	775	107700	O4C45.775DE112	2LP069.-0GE.0-6BG0	2KJ3107-9GH22-.FM1	-Z H1J+H07+P01
	1.2	2.68	17132	786	121300	O4C50.786DE112	2LP069.-0GF.0-6BG0	2KJ3108-9GH22-.FM1	-Z H1J+H07+P01
	1.3	0.95	16040	736	69400	O4C35.736DE112	2LP069.-0GB.0-6BG0	2KJ3104-9GH22-.FN1	-Z H1J+H05+P01
	1.3	1.28	15961	732	76000	O5C37.732DE112	2LP069.-0GC.0-7BG0	2KJ3106-9GH22-.FL1	-Z H1J+H06+P01
	1.4	1.73	14777	678	80800	O4C40.678DE112	2LP069.-0GD.0-6BG0	2KJ3107-9GH22-.FL1	-Z H1J+H06+P01
	1.4	2.33	15298	702	107700	O4C45.702DE112	2LP069.-0GE.0-5BG0	2KJ3108-9GH22-.FL1	-Z H1J+H07+P01
	1.4	3.00	15298	702	121300	O4C50.702DE112	2LP069.-0GF.0-5BG0	2KJ3108-9GH22-.FL1	-Z H1J+H07+P01
	1.5	0.75	13649	626	45500	O4C30.626DE112	2LP069.-0GA.0-6BG0	2KJ3104-9GH22-.FM1	-Z H1J+H05+P01
	1.5	1.12	13649	626	69400	O4C35.626DE112	2LP069.-0GB.0-5BG0	2KJ3104-9GH22-.FM1	-Z H1J+H05+P01
	1.5	1.49	13673	627	76000	O5C37.627DE112	2LP069.-0GC.0-6BG0	2KJ3106-9GH22-.FK1	-Z H1J+H06+P01
	1.6	2.64	13521	620	107700	O4C45.620DE112	2LP069.-0GE.0-4BG0	2KJ3108-9GH22-.FK1	-Z H1J+H07+P01
	1.7	1.61	12684	582	76000	O4C37.582DE112	2LP069.-0GC.0-5BG0	2KJ3107-9GH22-.FK1	-Z H1J+H06+P01
	1.7	2.01	12684	582	80800	O4C40.582DE112	2LP069.-0GD.0-5BG0	2KJ3107-9GH22-.FK1	-Z H1J+H06+P01
	1.8	0.87	11692	536	45500	O4C30.536DE112	2LP069.-0GA.0-5BG0	2KJ3104-9GH22-.FL1	-Z H1J+H05+P01
	1.8	1.31	11692	536	69400	O4C35.536DE112	2LP069.-0GB.0-4BG0	2KJ3104-9GH22-.FL1	-Z H1J+H05+P01
	1.9	1.82	11212	514	76000	O4C37.514DE112	2LP069.-0GC.0-4BG0	2KJ3107-9GH22-.FJ1	-Z H1J+H06+P01
	1.9	2.28	11212	514	80800	O4C40.514DE112	2LP069.-0GD.0-4BG0	2KJ3107-9GH22-.FJ1	-Z H1J+H06+P01
	2.0	1.45	10562	485	69400	O4C35.485DE112	2LP069.-0GB.0-3BG0	2KJ3107-9GH22-.FN1	-Z H1J+H06+P01
	2.1	0.99	10280	472	45500	O4C30.472DE112	2LP069.-0GA.0-4BG0	2KJ3104-9GH22-.FK1	-Z H1J+H05+P01
	2.2	1.62	9456	434	69400	O4C35.434DE112	2LP069.-0GB.0-2BG0	2KJ3107-9GH22-.FM1	-Z H1J+H06+P01
	2.2	2.14	9534	437	76000	O4C37.437DE112	2LP069.-0GC.0-3BG0	2KJ3107-9GH22-.FH1	-Z H1J+H06+P01
	2.2	2.68	9534	437	80800	O4C40.437DE112	2LP069.-0GD.0-3BG0	2KJ3107-9GH22-.FH1	-Z H1J+H06+P01
	2.4	1.18	8673	398	45500	O4C30.398DE112	2LP069.-0GA.0-3BG0	2KJ3104-9GH22-.FJ1	-Z H1J+H05+P01
	2.5	1.85	8268	379	69400	O4C35.379DE112	2LP069.-0GB.0-1BG0	2KJ3107-9GH22-.FL1	-Z H1J+H06+P01
2.6	2.50	8172	375	76000	O4C37.375DE112	2LP069.-0GC.0-2BG0	2KJ3107-9GH22-.FG1	-Z H1J+H06+P01	
2.6	2.55	8001	367	76000	O4C37.367DE112	2LP069.-0GC.0-1BG0	2KJ3107-9GH22-.FF1	-Z H1J+H06+P01	
2.8	1.35	7559	347	45500	O4C30.347DE112	2LP069.-0GA.0-2BG0	2KJ3104-9GH22-.FH1	-Z H1J+H05+P01	
3.0	1.44	7097	326	45500	O4C30.326DE112	2LP069.-0GA.0-1BG0	2KJ3107-9GH22-.FK1	-Z H1J+H06+P01	
3.0	2.16	7097	326	69400	O4C35.326DE112	2LP069.-0GB.0-0BG0	2KJ3107-9GH22-.FK1	-Z H1J+H06+P01	
3.0	2.92	6996	321	74500	O4C37.321DE112	2LP069.-0GC.0-0BG0	2KJ3107-9GH22-.FE1	-Z H1J+H06+P01	
3.2	2.31	6639	305	69400	O4C35.305DE112	2LP069.-0GB.0-8AG0	2KJ3108-9GH22-.HJ1	-Z H1J+P01	
3.4	1.63	6273	288	45500	O4C30.288DE112	2LP069.-0GA.0-0BG0	2KJ3107-9GH22-.FJ1	-Z H1J+H06+P01	
3.6	2.65	5780	265	69400	O4C35.265DE112	2LP069.-0GB.0-7AG0	2KJ3108-9GH22-.HH1	-Z H1J+P01	
3.9	1.91	5334	245	43000	O4C30.245DE112	2LP069.-0GA.0-8AG0	2KJ3107-9GH22-.FH1	-Z H1J+H06+P01	
4.6	2.23	4572	210	41500	O4C30.210DE112	2LP069.-0GA.0-7AG0	2KJ3107-9GH22-.FG1	-Z H1J+H06+P01	
4.7	2.28	4477	205	41000	O4C30.205DE112	2LP069.-0GA.0-6AG0	2KJ3107-9GH22-.FF1	-Z H1J+H06+P01	
5.0	2.41	4229	194	40500	O4C30.194DE112	2LP069.-0GA.0-5AG0	2KJ3108-9GH22-.HF1	-Z H1J+P01	
5.6	2.71	3764	173	40000	O4C30.173DE112	2LP069.-0GA.0-4AG0	2KJ3108-9GH22-.HE1	-Z H1J+P01	
3.0	0.25	0.71	114394	3878	216200	O5C60.3878DE132	2LP069.-0GH.0-6DH0	2KJ3208-9HF22-.FE1	-Z H1J+H08+P01
	0.29	0.83	98189	3328	216200	O5C60.3328DE132	2LP069.-0GH.0-5DH0	2KJ3208-9HF22-.FD1	-Z H1J+H08+P01
	0.33	0.76	86791	2942	155400	O5C55.2942DE132	2LP069.-0GG.0-4DH0	2KJ3208-9HF22-.FC1	-Z H1J+H08+P01
	0.33	0.94	86791	2942	216200	O5C60.2942DE132	2LP069.-0GH.0-4DH0	2KJ3208-9HF22-.FC1	-Z H1J+H08+P01

<sup>1)</sup> The specified values refer to continuous stresses. For infrequent, brief stresses please refer to Table 1 on page 3/2.





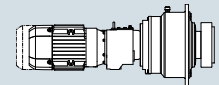
## Planetary geared motors, coaxial

## 6-pole geared motors

## Selection and ordering data (continued)

$P_N$	$n_2$	$f_B$	$T_2$	$i_{total}$	$F_{R2,perm}^{1)}$	Short product description	FLENDER SIP planetary gear unit	SIMOGEAR geared motor	Order codes
kW	rpm	-	Nm	-	N		Article No.	Article No.	
3.0	0.39	0.90	73802	2502	155400	O5C55.2502DE132	2LP069.-0GG.0-2DH0	2KJ3208-9HF22-.FB1	-Z H1J+H08+P01
	0.39	1.11	73802	2502	216200	O5C60.2502DE132	2LP069.-0GH.0-2DH0	2KJ3208-9HF22-.FB1	-Z H1J+H08+P01
	0.44	0.71	64791	2196	121300	O5C50.2196DE132	2LP069.-0GF.0-7CH0	2KJ3207-9HF22-.FA1	-Z H1J+H07+P01
	0.45	1.05	63259	2144	155400	O5C55.2144DE132	2LP069.-0GG.0-0DH0	2KJ3208-9HF22-.FA1	-Z H1J+H08+P01
	0.45	1.29	63259	2144	216200	O5C60.2144DE132	2LP069.-0GH.0-0DH0	2KJ3208-9HF22-.FA1	-Z H1J+H08+P01
	0.55	0.88	52090	1766	121300	O4C50.1766DE132	2LP069.-0GF.0-4CH0	2KJ3108-9HF22-.FU1	-Z H1J+H07+P01
	0.55	1.27	52090	1766	155400	O4C55.1766DE132	2LP069.-0GG.0-6CH0	2KJ3108-9HF22-.FU1	-Z H1J+H08+P01
	0.55	1.57	52090	1766	216200	O4C60.1766DE132	2LP069.-0GH.0-6CH0	2KJ3108-9HF22-.FU1	-Z H1J+H08+P01
	0.57	1.62	50373	1708	216200	O4C60.1708DE132	2LP069.-0GH.0-5CH0	2KJ3110-9HF22-.FU1	-Z H1J+H08+P01
	0.64	1.83	44533	1510	216200	O4C60.1510DE132	2LP069.-0GH.0-4CH0	2KJ3110-9HF22-.FT1	-Z H1J+H08+P01
	0.65	1.04	44108	1495	121300	O4C50.1495DE132	2LP069.-0GF.0-3CH0	2KJ3108-9HF22-.FT1	-Z H1J+H07+P01
	0.65	1.50	44108	1495	155400	O4C55.1495DE132	2LP069.-0GG.0-5CH0	2KJ3108-9HF22-.FT1	-Z H1J+H08+P01
	0.69	1.11	41514	1407	121300	O4C50.1407DE132	2LP069.-0GF.0-2CH0	2KJ3108-9HF22-.FS1	-Z H1J+H07+P01
	0.69	1.60	41514	1407	155400	O4C55.1407DE132	2LP069.-0GG.0-4CH0	2KJ3108-9HF22-.FS1	-Z H1J+H08+P01
	0.71	0.88	40363	1368	107700	O5C45.1368DE132	2LP069.-0GE.0-2CH0	2KJ3107-9HF22-.FS1	-Z H1J+H07+P01
	0.72	2.05	39755	1348	216200	O4C60.1348DE132	2LP069.-0GH.0-3CH0	2KJ3110-9HF22-.FS1	-Z H1J+H08+P01
	0.75	1.20	38336	1300	121300	O4C50.1300DE132	2LP069.-0GF.0-1CH0	2KJ3108-9HF22-.FR1	-Z H1J+H07+P01
	0.75	1.73	38336	1300	155400	O4C55.1300DE132	2LP069.-0GG.0-3CH0	2KJ3108-9HF22-.FR1	-Z H1J+H08+P01
	0.80	2.28	35774	1213	216200	O4C60.1213DE132	2LP069.-0GH.0-2CH0	2KJ3110-9HF22-.FR1	-Z H1J+H08+P01
	0.83	0.74	34416	1167	80800	O5C40.1167DE132	2LP069.-0GD.0-1CH0	2KJ3106-9HF22-.FQ1	-Z H1J+H06+P01
	0.84	1.05	33866	1148	107700	O5C45.1148DE132	2LP069.-0GE.0-1CH0	2KJ3107-9HF22-.FR1	-Z H1J+H07+P01
	0.84	1.35	34111	1156	121300	O4C50.1156DE132	2LP069.-0GF.0-0CH0	2KJ3108-9HF22-.FQ1	-Z H1J+H07+P01
	0.84	1.94	34111	1156	155400	O4C55.1156DE132	2LP069.-0GG.0-2CH0	2KJ3108-9HF22-.FQ1	-Z H1J+H08+P01
	0.90	1.12	31874	1080	107700	O5C45.1080DE132	2LP069.-0GE.0-0CH0	2KJ3107-9HF22-.FQ1	-Z H1J+H07+P01
	0.92	2.63	31049	1053	216200	O4C60.1053DE132	2LP069.-0GH.0-1CH0	2KJ3110-9HF22-.FQ1	-Z H1J+H08+P01
	0.94	1.52	30297	1027	121300	O4C50.1027DE132	2LP069.-0GF.0-8BH0	2KJ3108-9HF22-.FP1	-Z H1J+H07+P01
	0.94	2.19	30297	1027	155400	O4C55.1027DE132	2LP069.-0GG.0-1CH0	2KJ3108-9HF22-.FP1	-Z H1J+H08+P01
	0.98	1.22	29243	991	107700	O5C45.991DE132	2LP069.-0GE.0-8BH0	2KJ3107-9HF22-.FP1	-Z H1J+H07+P01
	1.0	0.71	28556	968	76000	O5C37.968DE132	2LP069.-0GC.0-1CH0	2KJ3106-9HF22-.FP1	-Z H1J+H06+P01
	1.0	0.89	28556	968	80800	O5C40.968DE132	2LP069.-0GD.0-0CH0	2KJ3106-9HF22-.FP1	-Z H1J+H06+P01
1.0	2.92	27924	947	216200	O4C60.947DE132	2LP069.-0GH.0-0CH0	2KJ3110-9HF22-.FP1	-Z H1J+H08+P01	
1.1	0.76	26876	911	76000	O5C37.911DE132	2LP069.-0GC.0-0CH0	2KJ3106-9HF22-.FN1	-Z H1J+H06+P01	
1.1	0.80	25383	860	76000	O5C37.860DE132	2LP069.-0GC.0-8BH0	2KJ3106-9HF22-.FM1	-Z H1J+H06+P01	
1.1	1.00	25545	866	80800	O4C40.866DE132	2LP069.-0GD.0-8BH0	2KJ3107-9HF22-.FN1	-Z H1J+H06+P01	
1.1	1.40	25545	866	107700	O5C45.866DE132	2LP069.-0GE.0-7BH0	2KJ3107-9HF22-.FN1	-Z H1J+H07+P01	
1.1	1.69	27118	919	121300	O4C50.919DE132	2LP069.-0GF.0-7BH0	2KJ3108-9HF22-.FN1	-Z H1J+H07+P01	
1.1	2.45	27118	919	155400	O4C55.919DE132	2LP069.-0GG.0-0CH0	2KJ3108-9HF22-.FN1	-Z H1J+H08+P01	
1.2	1.98	23183	786	121300	O4C50.786DE132	2LP069.-0GF.0-6BH0	2KJ3108-9HF22-.FM1	-Z H1J+H07+P01	
1.2	2.86	23183	786	155400	O4C55.786DE132	2LP069.-0GG.0-8BH0	2KJ3108-9HF22-.FM1	-Z H1J+H08+P01	
1.3	0.71	21706	736	69400	O5C35.736DE132	2LP069.-0GB.0-6BH0	2KJ3104-9HF22-.FN1	-Z H1J+H05+P01	
1.3	0.94	21599	732	76000	O5C37.732DE132	2LP069.-0GC.0-7BH0	2KJ3106-9HF22-.FL1	-Z H1J+H06+P01	
1.3	1.12	22870	775	80800	O4C40.775DE132	2LP069.-0GD.0-7BH0	2KJ3107-9HF22-.FM1	-Z H1J+H06+P01	
1.3	1.56	22870	775	107700	O5C45.775DE132	2LP069.-0GE.0-6BH0	2KJ3107-9HF22-.FM1	-Z H1J+H07+P01	
1.4	1.28	19997	678	80800	O4C40.678DE132	2LP069.-0GD.0-6BH0	2KJ3107-9HF22-.FL1	-Z H1J+H06+P01	
1.4	1.73	20702	702	107700	O4C45.702DE132	2LP069.-0GE.0-5BH0	2KJ3108-9HF22-.FL1	-Z H1J+H07+P01	
1.4	2.22	20702	702	121300	O4C50.702DE132	2LP069.-0GF.0-5BH0	2KJ3108-9HF22-.FL1	-Z H1J+H07+P01	
1.6	0.83	18469	626	69400	O5C35.626DE132	2LP069.-0GB.0-5BH0	2KJ3104-9HF22-.FM1	-Z H1J+H05+P01	
1.6	1.10	18502	627	76000	O5C37.627DE132	2LP069.-0GC.0-6BH0	2KJ3106-9HF22-.FK1	-Z H1J+H06+P01	

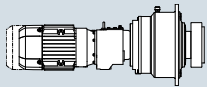
<sup>1)</sup> The specified values refer to continuous stresses. For infrequent, brief stresses please refer to Table 1 on page 3/2.



## Selection and ordering data (continued)

$P_N$ kW	$n_2$ rpm	$f_B$ -	$T_2$ Nm	$i_{total}$ -	$F_{R2,perm}$ <sup>1)</sup> N	Short product description	FLENDER SIP planetary gear unit	SIMOGEAR geared motor	Order codes
							Article No.	Article No.	
3.0	1.6	1.95	18297	620	107700	O4C45.620DE132	2LP069.-0GE.0-4BH0	2KJ3108-9HF22-.FK1	-Z H1J+H07+P01
	1.6	2.51	18297	620	121300	O4C50.620DE132	2LP069.-0GF.0-4BH0	2KJ3108-9HF22-.FK1	-Z H1J+H07+P01
	1.7	1.19	17164	582	76000	O4C37.582DE132	2LP069.-0GC.0-5BH0	2KJ3107-9HF22-.FK1	-Z H1J+H06+P01
	1.7	1.49	17164	582	80800	O4C40.582DE132	2LP069.-0GD.0-5BH0	2KJ3107-9HF22-.FK1	-Z H1J+H06+P01
	1.8	0.97	15822	536	69400	O5C35.536DE132	2LP069.-0GB.0-4BH0	2KJ3104-9HF22-.FL1	-Z H1J+H05+P01
	1.8	2.22	16056	544	107700	O4C45.544DE132	2LP069.-0GE.0-3BH0	2KJ3108-9HF22-.FJ1	-Z H1J+H07+P01
	1.8	2.86	16056	544	121300	O4C50.544DE132	2LP069.-0GF.0-3BH0	2KJ3108-9HF22-.FJ1	-Z H1J+H07+P01
	1.9	1.35	15172	514	76000	O4C37.514DE132	2LP069.-0GC.0-4BH0	2KJ3107-9HF22-.FJ1	-Z H1J+H06+P01
	1.9	1.68	15172	514	80800	O4C40.514DE132	2LP069.-0GD.0-4BH0	2KJ3107-9HF22-.FJ1	-Z H1J+H06+P01
	2.0	1.07	14293	485	69400	O4C35.485DE132	2LP069.-0GB.0-3BH0	2KJ3107-9HF22-.FN1	-Z H1J+H06+P01
	2.1	0.73	13911	472	45500	O5C30.472DE132	2LP069.-0GA.0-4BH0	2KJ3104-9HF22-.FK1	-Z H1J+H05+P01
	2.1	2.55	13978	474	107700	O4C45.474DE132	2LP069.-0GE.0-2BH0	2KJ3108-9HF22-.FH1	-Z H1J+H07+P01
	2.2	1.20	12797	434	69400	O4C35.434DE132	2LP069.-0GB.0-2BH0	2KJ3107-9HF22-.FM1	-Z H1J+H06+P01
	2.2	1.58	12901	437	76000	O4C37.437DE132	2LP069.-0GC.0-3BH0	2KJ3107-9HF22-.FH1	-Z H1J+H06+P01
	2.2	1.98	12901	437	80800	O4C40.437DE132	2LP069.-0GD.0-3BH0	2KJ3107-9HF22-.FH1	-Z H1J+H06+P01
	2.4	0.87	11736	398	45500	O5C30.398DE132	2LP069.-0GA.0-3BH0	2KJ3104-9HF22-.FJ1	-Z H1J+H05+P01
	2.4	2.99	11949	405	107700	O4C45.405DE132	2LP069.-0GE.0-1BH0	2KJ3108-9HF22-.FG1	-Z H1J+H07+P01
	2.6	1.37	11189	379	69400	O4C35.379DE132	2LP069.-0GB.0-1BH0	2KJ3107-9HF22-.FL1	-Z H1J+H06+P01
	2.6	1.85	11058	375	76000	O4C37.375DE132	2LP069.-0GC.0-2BH0	2KJ3107-9HF22-.FG1	-Z H1J+H06+P01
	2.6	1.88	10827	367	76000	O4C37.367DE132	2LP069.-0GC.0-1BH0	2KJ3107-9HF22-.FF1	-Z H1J+H06+P01
	2.6	2.31	11058	375	80600	O4C40.375DE132	2LP069.-0GD.0-2BH0	2KJ3107-9HF22-.FG1	-Z H1J+H06+P01
	2.6	2.36	10827	367	80100	O4C40.367DE132	2LP069.-0GD.0-1BH0	2KJ3107-9HF22-.FF1	-Z H1J+H06+P01
	2.8	1.00	10229	347	45500	O5C30.347DE132	2LP069.-0GA.0-2BH0	2KJ3104-9HF22-.FH1	-Z H1J+H05+P01
	3.0	1.06	9604	326	45500	O4C30.326DE132	2LP069.-0GA.0-1BH0	2KJ3107-9HF22-.FK1	-Z H1J+H06+P01
	3.0	1.59	9604	326	68800	O4C35.326DE132	2LP069.-0GB.0-0BH0	2KJ3107-9HF22-.FK1	-Z H1J+H06+P01
	3.0	2.16	9467	321	76000	O4C37.321DE132	2LP069.-0GC.0-0BH0	2KJ3107-9HF22-.FE1	-Z H1J+H06+P01
	3.0	2.69	9467	321	76900	O4C40.321DE132	2LP069.-0GD.0-0BH0	2KJ3107-9HF22-.FE1	-Z H1J+H06+P01
	3.2	1.70	8984	305	67400	O4C35.305DE132	2LP069.-0GB.0-8AH0	2KJ3108-9HF22-.FJ1	-Z H1J+P01
	3.4	1.20	8489	288	45500	O4C30.288DE132	2LP069.-0GA.0-0BH0	2KJ3107-9HF22-.FJ1	-Z H1J+H06+P01
	3.5	2.51	8125	275	76000	O4C37.275DE132	2LP069.-0GC.0-8AH0	2KJ3107-9HF22-.FD1	-Z H1J+H06+P01
3.7	1.96	7821	265	64600	O4C35.265DE132	2LP069.-0GB.0-7AH0	2KJ3108-9HF22-.FH1	-Z H1J+P01	
4.0	1.41	7219	245	43300	O4C30.245DE132	2LP069.-0GA.0-8AH0	2KJ3107-9HF22-.FH1	-Z H1J+H06+P01	
4.0	2.84	7182	243	76000	O4C37.243DE132	2LP069.-0GC.0-7AH0	2KJ3107-9HF22-.FC1	-Z H1J+H06+P01	
4.3	2.29	6686	227	61700	O4C35.227DE132	2LP069.-0GB.0-6AH0	2KJ3108-9HF22-.FG1	-Z H1J+P01	
4.6	1.65	6187	210	41300	O4C30.210DE132	2LP069.-0GA.0-7AH0	2KJ3107-9HF22-.FG1	-Z H1J+H06+P01	
4.7	1.68	6058	205	41100	O4C30.205DE132	2LP069.-0GA.0-6AH0	2KJ3107-9HF22-.FF1	-Z H1J+H06+P01	
5.0	1.78	5723	194	40400	O4C30.194DE132	2LP069.-0GA.0-5AH0	2KJ3108-9HF22-.FF1	-Z H1J+P01	
5.0	2.67	5723	194	58900	O4C35.194DE132	2LP069.-0GB.0-5AH0	2KJ3108-9HF22-.FF1	-Z H1J+P01	
5.6	2.00	5094	173	39000	O4C30.173DE132	2LP069.-0GA.0-4AH0	2KJ3108-9HF22-.FE1	-Z H1J+P01	
6.4	2.28	4470	152	37500	O4C30.152DE132	2LP069.-0GA.0-3AH0	2KJ3108-9HF22-.FD1	-Z H1J+P01	
7.4	2.62	3892	132	35900	O4C30.132DE132	2LP069.-0GA.0-2AH0	2KJ3108-9HF22-.FC1	-Z H1J+P01	
4.0	0.33	0.70	115918	2942	216200	O5C60.2942DE132	2LP069.-0GH.0-4DH0	2KJ3208-9HH22-.FC1	-Z H1J+H08+P01
	0.39	0.83	98570	2502	216200	O5C60.2502DE132	2LP069.-0GH.0-2DH0	2KJ3208-9HH22-.FB1	-Z H1J+H08+P01
	0.45	0.79	84489	2144	155400	O5C55.2144DE132	2LP069.-0GG.0-0DH0	2KJ3208-9HH22-.FA1	-Z H1J+H08+P01
	0.45	0.97	84489	2144	216200	O5C60.2144DE132	2LP069.-0GH.0-0DH0	2KJ3208-9HH22-.FA1	-Z H1J+H08+P01
	0.55	0.95	69571	1766	155400	O4C55.1766DE132	2LP069.-0GG.0-6CH0	2KJ3108-9HH22-.FU1	-Z H1J+H08+P01
	0.55	1.17	69571	1766	216200	O4C60.1766DE132	2LP069.-0GH.0-6CH0	2KJ3108-9HH22-.FU1	-Z H1J+H08+P01
	0.57	1.21	67278	1708	216200	O4C60.1708DE132	2LP069.-0GH.0-5CH0	2KJ3110-9HH22-.FU1	-Z H1J+H08+P01

<sup>1)</sup> The specified values refer to continuous stresses. For infrequent, brief stresses please refer to Table 1 on page 3/2.



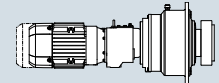
## Planetary geared motors, coaxial

## 6-pole geared motors

## Selection and ordering data (continued)

$P_N$ kW	$n_2$ rpm	$f_B$ -	$T_2$ Nm	$i_{total}$ -	$F_{R2,perm}$ <sup>1)</sup> N	Short product description	FLENDER SIP planetary gear unit	SIMOGEAR geared motor	Order codes
							Article No.	Article No.	
4.0	0.64	1.37	59478	1510	216200	O4C60.1510DE132	2LP069.-0GH.0-4CH0	2KJ3110-9HH22-.FT1	-Z H1J+H08+P01
	0.65	0.78	58911	1495	121300	O4C50.1495DE132	2LP069.-0GF.0-3CH0	2KJ3108-9HH22-.FT1	-Z H1J+H07+P01
	0.65	1.13	58911	1495	155400	O4C55.1495DE132	2LP069.-0GG.0-5CH0	2KJ3108-9HH22-.FT1	-Z H1J+H08+P01
	0.69	0.83	55446	1407	121300	O4C50.1407DE132	2LP069.-0GF.0-2CH0	2KJ3108-9HH22-.FS1	-Z H1J+H07+P01
	0.69	1.20	55446	1407	155400	O4C55.1407DE132	2LP069.-0GG.0-4CH0	2KJ3108-9HH22-.FS1	-Z H1J+H08+P01
	0.72	1.54	53097	1348	216200	O4C60.1348DE132	2LP069.-0GH.0-3CH0	2KJ3110-9HH22-.FS1	-Z H1J+H08+P01
	0.75	0.90	51201	1300	121300	O4C50.1300DE132	2LP069.-0GF.0-1CH0	2KJ3108-9HH22-.FR1	-Z H1J+H07+P01
	0.75	1.30	51201	1300	155400	O4C55.1300DE132	2LP069.-0GG.0-3CH0	2KJ3108-9HH22-.FR1	-Z H1J+H08+P01
	0.80	1.71	47779	1213	216200	O4C60.1213DE132	2LP069.-0GH.0-2CH0	2KJ3110-9HH22-.FR1	-Z H1J+H08+P01
	0.84	0.79	45231	1148	107700	O4C45.1148DE132	2LP069.-0GE.0-1CH0	2KJ3107-9HH22-.FR1	-Z H1J+H07+P01
	0.84	1.01	45558	1156	121300	O4C50.1156DE132	2LP069.-0GF.0-0CH0	2KJ3108-9HH22-.FQ1	-Z H1J+H07+P01
	0.84	1.46	45558	1156	155400	O4C55.1156DE132	2LP069.-0GG.0-2CH0	2KJ3108-9HH22-.FQ1	-Z H1J+H08+P01
	0.90	0.84	42571	1080	107700	O4C45.1080DE132	2LP069.-0GE.0-0CH0	2KJ3107-9HH22-.FQ1	-Z H1J+H07+P01
	0.92	1.97	41469	1053	216200	O4C60.1053DE132	2LP069.-0GH.0-1CH0	2KJ3110-9HH22-.FQ1	-Z H1J+H08+P01
	0.94	1.13	40464	1027	121300	O4C50.1027DE132	2LP069.-0GF.0-8BH0	2KJ3108-9HH22-.FP1	-Z H1J+H07+P01
	0.94	1.64	40464	1027	155400	O4C55.1027DE132	2LP069.-0GG.0-1CH0	2KJ3108-9HH22-.FP1	-Z H1J+H08+P01
	0.98	0.91	39057	991	107700	O4C45.991DE132	2LP069.-0GE.0-8BH0	2KJ3107-9HH22-.FP1	-Z H1J+H07+P01
	1.0	2.19	37294	947	216200	O4C60.947DE132	2LP069.-0GH.0-0CH0	2KJ3110-9HH22-.FP1	-Z H1J+H08+P01
	1.1	1.27	36219	919	121300	O4C50.919DE132	2LP069.-0GF.0-7BH0	2KJ3108-9HH22-.FN1	-Z H1J+H07+P01
	1.1	1.83	36219	919	155400	O4C55.919DE132	2LP069.-0GG.0-0CH0	2KJ3108-9HH22-.FN1	-Z H1J+H08+P01
	1.1	0.75	34117	866	80800	O4C40.866DE132	2LP069.-0GD.0-8BH0	2KJ3107-9HH22-.FN1	-Z H1J+H06+P01
	1.1	1.05	34117	866	107700	O4C45.866DE132	2LP069.-0GE.0-7BH0	2KJ3107-9HH22-.FN1	-Z H1J+H07+P01
	1.2	2.50	32597	827	216200	O4C60.827DE132	2LP069.-0GH.0-8BH0	2KJ3110-9HH22-.FN1	-Z H1J+H08+P01
	1.2	1.48	30964	786	121300	O4C50.786DE132	2LP069.-0GF.0-6BH0	2KJ3108-9HH22-.FM1	-Z H1J+H07+P01
	1.2	2.14	30964	786	155400	O4C55.786DE132	2LP069.-0GG.0-8BH0	2KJ3108-9HH22-.FM1	-Z H1J+H08+P01
	1.3	0.84	30546	775	80800	O4C40.775DE132	2LP069.-0GD.0-7BH0	2KJ3107-9HH22-.FM1	-Z H1J+H06+P01
	1.3	1.17	30546	775	107700	O4C45.775DE132	2LP069.-0GE.0-6BH0	2KJ3107-9HH22-.FM1	-Z H1J+H07+P01
	1.3	2.28	29089	738	155400	O4C55.738DE132	2LP069.-0GG.0-7BH0	2KJ3110-9HH22-.FM1	-Z H1J+H08+P01
	1.3	2.81	29089	738	216200	O4C60.738DE132	2LP069.-0GH.0-7BH0	2KJ3110-9HH22-.FM1	-Z H1J+H08+P01
	1.3	0.71	28847	732	76000	O4C37.732DE132	2LP069.-0GC.0-7BH0	2KJ3106-9HH22-.FL1	-Z H1J+H06+P01
1.4	1.29	27649	702	107700	O4C45.702DE132	2LP069.-0GE.0-5BH0	2KJ3108-9HH22-.FL1	-Z H1J+H07+P01	
1.4	1.66	27649	702	121300	O4C50.702DE132	2LP069.-0GF.0-5BH0	2KJ3108-9HH22-.FL1	-Z H1J+H07+P01	
1.4	0.96	26708	678	80800	O4C40.678DE132	2LP069.-0GD.0-6BH0	2KJ3107-9HH22-.FL1	-Z H1J+H06+P01	
1.5	2.59	25627	650	155400	O4C55.650DE132	2LP069.-0GG.0-6BH0	2KJ3110-9HH22-.FL1	-Z H1J+H08+P01	
1.6	0.83	24712	627	76000	O4C37.627DE132	2LP069.-0GC.0-6BH0	2KJ3106-9HH22-.FK1	-Z H1J+H06+P01	
1.6	1.46	24437	620	107700	O4C45.620DE132	2LP069.-0GE.0-4BH0	2KJ3108-9HH22-.FK1	-Z H1J+H07+P01	
1.6	1.88	24437	620	121300	O4C50.620DE132	2LP069.-0GF.0-4BH0	2KJ3108-9HH22-.FK1	-Z H1J+H07+P01	
1.7	0.89	22924	582	76000	O4C37.582DE132	2LP069.-0GC.0-5BH0	2KJ3107-9HH22-.FK1	-Z H1J+H06+P01	
1.7	1.11	22924	582	80800	O4C40.582DE132	2LP069.-0GD.0-5BH0	2KJ3107-9HH22-.FK1	-Z H1J+H06+P01	
1.7	2.95	22454	570	155400	O4C55.570DE132	2LP069.-0GG.0-5BH0	2KJ3110-9HH22-.FK1	-Z H1J+H08+P01	
1.8	1.67	21445	544	107700	O4C45.544DE132	2LP069.-0GE.0-3BH0	2KJ3108-9HH22-.FJ1	-Z H1J+H07+P01	
1.8	2.14	21445	544	121300	O4C50.544DE132	2LP069.-0GF.0-3BH0	2KJ3108-9HH22-.FJ1	-Z H1J+H07+P01	
1.8	0.72	21131	536	69400	O4C35.536DE132	2LP069.-0GB.0-4BH0	2KJ3104-9HH22-.FL1	-Z H1J+H05+P01	
1.9	1.01	20263	514	76000	O4C37.514DE132	2LP069.-0GC.0-4BH0	2KJ3107-9HH22-.FJ1	-Z H1J+H06+P01	
1.9	1.26	20263	514	80800	O4C40.514DE132	2LP069.-0GD.0-4BH0	2KJ3107-9HH22-.FJ1	-Z H1J+H06+P01	
2.0	0.80	19089	485	69400	O4C35.485DE132	2LP069.-0GB.0-3BH0	2KJ3107-9HH22-.FN1	-Z H1J+H06+P01	
2.1	1.91	18669	474	107700	O4C45.474DE132	2LP069.-0GE.0-2BH0	2KJ3108-9HH22-.FH1	-Z H1J+H07+P01	
2.1	2.46	18669	474	121300	O4C50.474DE132	2LP069.-0GF.0-2BH0	2KJ3108-9HH22-.FH1	-Z H1J+H07+P01	

<sup>1)</sup> The specified values refer to continuous stresses. For infrequent, brief stresses please refer to Table 1 on page 3/2.



## Selection and ordering data (continued)

$P_N$ kW	$n_2$ rpm	$f_B$ -	$T_2$ Nm	$i_{total}$ -	$F_{R2,perm}$ <sup>1)</sup> N	Short product description	FLENDER SIP	SIMOGEAR	Order codes
							planetary gear unit	geared motor	
							Article No.	Article No.	
4.0	2.2	1.18	17231	437	76000	O4C37.437DE132	2LP069.-0GC.0-3BH0	2KJ3107-9HH22-.FH1	-Z H1J+H06+P01
	2.2	1.48	17231	437	80800	O4C40.437DE132	2LP069.-0GD.0-3BH0	2KJ3107-9HH22-.FH1	-Z H1J+H06+P01
	2.2	0.90	17091	434	69400	O4C35.434DE132	2LP069.-0GB.0-2BH0	2KJ3107-9HH22-.FM1	-Z H1J+H06+P01
	2.4	2.24	15959	405	107700	O4C45.405DE132	2LP069.-0GE.0-1BH0	2KJ3108-9HH22-.FG1	-Z H1J+H07+P01
	2.4	2.88	15959	405	121300	O4C50.405DE132	2LP069.-0GF.0-1BH0	2KJ3108-9HH22-.FG1	-Z H1J+H07+P01
	2.6	1.02	14944	379	69400	O4C35.379DE132	2LP069.-0GB.0-1BH0	2KJ3107-9HH22-.FL1	-Z H1J+H06+P01
	2.6	1.38	14769	375	76000	O4C37.375DE132	2LP069.-0GC.0-2BH0	2KJ3107-9HH22-.FG1	-Z H1J+H06+P01
	2.6	1.73	14769	375	80600	O4C40.375DE132	2LP069.-0GD.0-2BH0	2KJ3107-9HH22-.FG1	-Z H1J+H06+P01
	2.6	1.41	14460	367	76000	O4C37.367DE132	2LP069.-0GC.0-1BH0	2KJ3107-9HH22-.FF1	-Z H1J+H06+P01
	2.6	1.76	14460	367	80100	O4C40.367DE132	2LP069.-0GD.0-1BH0	2KJ3107-9HH22-.FF1	-Z H1J+H06+P01
	2.8	2.61	13660	347	107700	O4C45.347DE132	2LP069.-0GE.0-0AH0	2KJ3108-9HH22-.FF1	-Z H1J+H07+P01
	3.0	0.80	12827	326	45500	O4C30.326DE132	2LP069.-0GA.0-1BH0	2KJ3107-9HH22-.FK1	-Z H1J+H06+P01
	3.0	1.19	12827	326	69400	O4C35.326DE132	2LP069.-0GB.0-0BH0	2KJ3107-9HH22-.FK1	-Z H1J+H06+P01
	3.0	1.61	12643	321	74600	O4C37.321DE132	2LP069.-0GC.0-0BH0	2KJ3107-9HH22-.FE1	-Z H1J+H06+P01
	3.0	2.02	12643	321	76900	O4C40.321DE132	2LP069.-0GD.0-0BH0	2KJ3107-9HH22-.FE1	-Z H1J+H06+P01
	3.1	2.94	12160	309	107700	O4C45.309DE132	2LP069.-0GE.0-8AH0	2KJ3108-9HH22-.FE1	-Z H1J+H07+P01
	3.2	1.28	11999	305	69400	O4C35.305DE132	2LP069.-0GB.0-8AH0	2KJ3108-9HH22-.HJ1	-Z H1J+P01
	3.4	0.90	11338	288	45400	O4C30.288DE132	2LP069.-0GA.0-0BH0	2KJ3107-9HH22-.FJ1	-Z H1J+H06+P01
	3.5	1.88	10852	275	71300	O4C37.275DE132	2LP069.-0GC.0-8AH0	2KJ3107-9HH22-.FD1	-Z H1J+H06+P01
	3.5	2.35	10852	275	73500	O4C40.275DE132	2LP069.-0GD.0-8AH0	2KJ3107-9HH22-.FD1	-Z H1J+H06+P01
	3.7	1.47	10446	265	69400	O4C35.265DE132	2LP069.-0GB.0-7AH0	2KJ3108-9HH22-.HH1	-Z H1J+P01
	4.0	1.06	9641	245	43300	O4C30.245DE132	2LP069.-0GA.0-8AH0	2KJ3107-9HH22-.FH1	-Z H1J+H06+P01
	4.0	2.13	9593	243	68700	O4C37.243DE132	2LP069.-0GC.0-7AH0	2KJ3107-9HH22-.FC1	-Z H1J+H06+P01
	4.0	2.66	9593	243	70800	O4C40.243DE132	2LP069.-0GD.0-7AH0	2KJ3107-9HH22-.FC1	-Z H1J+H06+P01
	4.3	1.71	8929	227	69400	O4C35.227DE132	2LP069.-0GB.0-6AH0	2KJ3108-9HH22-.HG1	-Z H1J+P01
	4.3	2.86	8929	227	69300	O4C40.227DE132	2LP069.-0GD.0-6AH0	2KJ3108-9HH22-.FG1	-Z H1J+H07+P01
4.6	1.23	8264	210	41300	O4C30.210DE132	2LP069.-0GA.0-7AH0	2KJ3107-9HH22-.FG1	-Z H1J+H06+P01	
4.7	2.50	8157	207	65400	O4C37.207DE132	2LP069.-0GC.0-6AH0	2KJ3107-9HH22-.FB1	-Z H1J+H06+P01	
4.7	1.26	8091	205	41100	O4C30.205DE132	2LP069.-0GA.0-6AH0	2KJ3107-9HH22-.FF1	-Z H1J+H06+P01	
5.0	1.34	7643	194	40400	O4C30.194DE132	2LP069.-0GA.0-5AH0	2KJ3108-9HH22-.HF1	-Z H1J+P01	
5.0	2.00	7643	194	69400	O4C35.194DE132	2LP069.-0GB.0-5AH0	2KJ3108-9HH22-.HF1	-Z H1J+P01	
5.5	2.92	6992	177	62500	O4C37.177DE132	2LP069.-0GC.0-5AH0	2KJ3107-9HH22-.FA1	-Z H1J+H06+P01	
5.6	1.50	6804	173	39000	O4C30.173DE132	2LP069.-0GA.0-4AH0	2KJ3108-9HH22-.HE1	-Z H1J+P01	
5.6	2.25	6804	173	69400	O4C35.173DE132	2LP069.-0GB.0-4AH0	2KJ3108-9HH22-.HE1	-Z H1J+P01	
6.4	1.71	5971	152	37500	O4C30.152DE132	2LP069.-0GA.0-3AH0	2KJ3108-9HH22-.HD1	-Z H1J+P01	
6.4	2.56	5971	152	69400	O4C35.152DE132	2LP069.-0GB.0-3AH0	2KJ3108-9HH22-.HD1	-Z H1J+P01	
7.4	1.96	5198	132	35900	O4C30.132DE132	2LP069.-0GA.0-2AH0	2KJ3108-9HH22-.HC1	-Z H1J+P01	
7.4	2.94	5198	132	69400	O4C35.132DE132	2LP069.-0GB.0-2AH0	2KJ3108-9HH22-.HC1	-Z H1J+P01	
8.6	2.30	4443	113	34300	O4C30.113DE132	2LP069.-0GA.0-1AH0	2KJ3108-9HH22-.HB1	-Z H1J+P01	
10.1	2.68	3803	97	32700	O4C30.97DE132	2LP069.-0GA.0-0AH0	2KJ3108-9HH22-.HA1	-Z H1J+P01	
5.5	0.45	0.70	115797	2144	216200	O5C60.2144DE132	2LP069.-0GH.0-0DH0	2KJ3208-9HL22-.FA1	-Z H1J+H08+P01
	0.55	0.70	95351	1766	155400	O4C55.1766DE132	2LP069.-0GG.0-6CH0	2KJ3108-9HL22-.FU1	-Z H1J+H08+P01
	0.55	0.86	95351	1766	216200	O4C60.1766DE132	2LP069.-0GH.0-6CH0	2KJ3108-9HL22-.FU1	-Z H1J+H08+P01
	0.57	0.89	92208	1708	216200	O4C60.1708DE132	2LP069.-0GH.0-5CH0	2KJ3110-9HL22-.FU1	-Z H1J+H08+P01
	0.64	1.00	81518	1510	216200	O4C60.1510DE132	2LP069.-0GH.0-4CH0	2KJ3110-9HL22-.FT1	-Z H1J+H08+P01
	0.65	0.82	80741	1495	155400	O4C55.1495DE132	2LP069.-0GG.0-5CH0	2KJ3108-9HL22-.FT1	-Z H1J+H08+P01
	0.69	0.87	75992	1407	155400	O4C55.1407DE132	2LP069.-0GG.0-4CH0	2KJ3108-9HL22-.FS1	-Z H1J+H08+P01
	0.72	1.12	72773	1348	216200	O4C60.1348DE132	2LP069.-0GH.0-3CH0	2KJ3110-9HL22-.FS1	-Z H1J+H08+P01

<sup>1)</sup> The specified values refer to continuous stresses. For infrequent, brief stresses please refer to Table 1 on page 3/2.





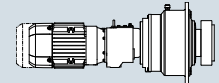
## Planetary geared motors, coaxial

## 6-pole geared motors

## Selection and ordering data (continued)

$P_N$ kW	$n_2$ rpm	$f_B$ -	$T_2$ Nm	$i_{total}$ -	$F_{R2,perm}$ <sup>1)</sup> N	Short product description	FLENDER SIP planetary gear unit	SIMOGEAR geared motor	Order codes
							Article No.	Article No.	
5.5	0.75	0.95	70175	1300	155400	O4C55.1300DE132	2LP069.-0GG.0-3CH0	2KJ3108-9HL22-.FR1	-Z H1J+H08+P01
	0.80	1.25	65484	1213	216200	O4C60.1213DE132	2LP069.-0GH.0-2CH0	2KJ3110-9HL22-.FR1	-Z H1J+H08+P01
	0.84	0.74	62440	1156	121300	O4C50.1156DE132	2LP069.-0GF.0-0CH0	2KJ3108-9HL22-.FQ1	-Z H1J+H07+P01
	0.84	1.06	62440	1156	155400	O4C55.1156DE132	2LP069.-0GG.0-2CH0	2KJ3108-9HL22-.FQ1	-Z H1J+H08+P01
	0.92	1.44	56836	1053	216200	O4C60.1053DE132	2LP069.-0GH.0-1CH0	2KJ3110-9HL22-.FQ1	-Z H1J+H08+P01
	0.94	0.83	55459	1027	121300	O4C50.1027DE132	2LP069.-0GF.0-8BH0	2KJ3108-9HL22-.FP1	-Z H1J+H07+P01
	0.94	1.20	55459	1027	155400	O4C55.1027DE132	2LP069.-0GG.0-1CH0	2KJ3108-9HL22-.FP1	-Z H1J+H08+P01
	1.0	1.60	51114	947	216200	O4C60.947DE132	2LP069.-0GH.0-0CH0	2KJ3110-9HL22-.FP1	-Z H1J+H08+P01
	1.1	0.93	49641	919	121300	O4C50.919DE132	2LP069.-0GF.0-7BH0	2KJ3108-9HL22-.FN1	-Z H1J+H07+P01
	1.1	1.34	49641	919	155400	O4C55.919DE132	2LP069.-0GG.0-0CH0	2KJ3108-9HL22-.FN1	-Z H1J+H08+P01
	1.2	0.76	46760	866	107700	O4C45.866DE132	2LP069.-0GF.0-7BH0	2KJ3107-9HL22-.FN1	-Z H1J+H07+P01
	1.2	1.56	42438	786	155400	O4C55.786DE132	2LP069.-0GG.0-8BH0	2KJ3108-9HL22-.FM1	-Z H1J+H08+P01
	1.2	1.83	44676	827	216200	O4C60.827DE132	2LP069.-0GH.0-8BH0	2KJ3110-9HL22-.FN1	-Z H1J+H08+P01
	1.3	1.66	39868	738	155400	O4C55.738DE132	2LP069.-0GG.0-7BH0	2KJ3110-9HL22-.FM1	-Z H1J+H08+P01
	1.3	2.05	39868	738	216200	O4C60.738DE132	2LP069.-0GH.0-7BH0	2KJ3110-9HL22-.FM1	-Z H1J+H08+P01
	1.3	2.76	16665	309	112300	O4C50.309DE132	2LP069.-0GF.0-8AH0	2KJ3108-9HL22-.FE1	-Z H1J+H07+P01
	1.4	0.70	36605	678	80800	O4C40.678DE132	2LP069.-0GD.0-6BH0	2KJ3107-9HL22-.FL1	-Z H1J+H06+P01
	1.4	0.94	37895	702	107700	O4C45.702DE132	2LP069.-0GE.0-5BH0	2KJ3108-9HL22-.FL1	-Z H1J+H07+P01
	1.4	1.08	42438	786	121300	O4C50.786DE132	2LP069.-0GF.0-6BH0	2KJ3108-9HL22-.FM1	-Z H1J+H07+P01
	1.5	1.89	35123	650	155400	O4C55.650DE132	2LP069.-0GG.0-6BH0	2KJ3110-9HL22-.FL1	-Z H1J+H08+P01
	1.5	2.32	35123	650	216200	O4C60.650DE132	2LP069.-0GH.0-6BH0	2KJ3110-9HL22-.FL1	-Z H1J+H08+P01
	1.6	0.85	41865	775	107700	O4C45.775DE132	2LP069.-0GF.0-6BH0	2KJ3107-9HL22-.FM1	-Z H1J+H07+P01
	1.6	1.07	33492	620	107700	O4C45.620DE132	2LP069.-0GE.0-4BH0	2KJ3108-9HL22-.FK1	-Z H1J+H07+P01
	1.7	0.81	31419	582	80800	O4C40.582DE132	2LP069.-0GD.0-5BH0	2KJ3107-9HL22-.FK1	-Z H1J+H06+P01
	1.7	2.16	30775	570	155400	O4C55.570DE132	2LP069.-0GG.0-5BH0	2KJ3110-9HL22-.FK1	-Z H1J+H08+P01
	1.7	2.65	30775	570	216200	O4C60.570DE132	2LP069.-0GH.0-5BH0	2KJ3110-9HL22-.FK1	-Z H1J+H08+P01
	1.8	1.21	37895	702	121300	O4C50.702DE132	2LP069.-0GF.0-5BH0	2KJ3108-9HL22-.FL1	-Z H1J+H07+P01
	1.8	1.22	29391	544	107700	O4C45.544DE132	2LP069.-0GE.0-3BH0	2KJ3108-9HL22-.FJ1	-Z H1J+H07+P01
	1.9	0.73	27772	514	76000	O4C37.514DE132	2LP069.-0GC.0-4BH0	2KJ3107-9HL22-.FJ1	-Z H1J+H06+P01
	1.9	0.92	27772	514	80800	O4C40.514DE132	2LP069.-0GD.0-4BH0	2KJ3107-9HL22-.FJ1	-Z H1J+H06+P01
2.0	2.47	26822	497	155400	O4C55.497DE132	2LP069.-0GG.0-4BH0	2KJ3110-9HL22-.FJ1	-Z H1J+H08+P01	
2.1	1.37	33492	620	121300	O4C50.620DE132	2LP069.-0GF.0-4BH0	2KJ3108-9HL22-.FK1	-Z H1J+H07+P01	
2.1	1.40	25587	474	107700	O4C45.474DE132	2LP069.-0GE.0-2BH0	2KJ3108-9HL22-.FH1	-Z H1J+H07+P01	
2.1	2.71	24480	453	155400	O4C55.453DE132	2LP069.-0GG.0-3BH0	2KJ3110-9HL22-.FH1	-Z H1J+H08+P01	
2.2	0.86	23616	437	76000	O4C37.437DE132	2LP069.-0GC.0-3BH0	2KJ3107-9HL22-.FH1	-Z H1J+H06+P01	
2.2	1.08	23616	437	80800	O4C40.437DE132	2LP069.-0GD.0-3BH0	2KJ3107-9HL22-.FH1	-Z H1J+H06+P01	
2.4	1.56	29391	544	121300	O4C50.544DE132	2LP069.-0GF.0-3BH0	2KJ3108-9HL22-.FJ1	-Z H1J+H07+P01	
2.4	1.63	21873	405	107700	O4C45.405DE132	2LP069.-0GE.0-1BH0	2KJ3108-9HL22-.FG1	-Z H1J+H07+P01	
2.6	0.75	20481	379	69400	O4C35.379DE132	2LP069.-0GB.0-6BH0	2KJ3107-9HL22-.FN1	-Z H1J+H06+P01	
2.6	1.01	20242	375	76000	O4C37.375DE132	2LP069.-0GC.0-2BH0	2KJ3107-9HL22-.FG1	-Z H1J+H06+P01	
2.6	1.03	19819	367	76000	O4C37.367DE132	2LP069.-0GC.0-1BH0	2KJ3107-9HL22-.FF1	-Z H1J+H06+P01	
2.6	1.26	20242	375	80600	O4C40.375DE132	2LP069.-0GD.0-2BH0	2KJ3107-9HL22-.FG1	-Z H1J+H06+P01	
2.6	1.29	19819	367	80100	O4C40.367DE132	2LP069.-0GD.0-1BH0	2KJ3107-9HL22-.FF1	-Z H1J+H06+P01	
2.8	2.45	18722	347	116300	O4C50.247DE132	2LP069.-0GF.0-0AH0	2KJ3108-9HL22-.FF1	-Z H1J+H07+P01	
2.8	1.79	25587	474	121300	O4C50.474DE132	2LP069.-0GF.0-2BH0	2KJ3108-9HL22-.FH1	-Z H1J+H07+P01	
2.8	1.91	18722	347	107700	O4C45.347DE132	2LP069.-0GE.0-0AH0	2KJ3108-9HL22-.FF1	-Z H1J+H07+P01	
3.0	0.87	17580	326	68800	O4C35.326DE132	2LP069.-0GB.0-5BH0	2KJ3107-9HL22-.FM1	-Z H1J+H06+P01	
3.0	1.18	17329	321	74600	O4C37.321DE132	2LP069.-0GC.0-0BH0	2KJ3107-9HL22-.FE1	-Z H1J+H06+P01	

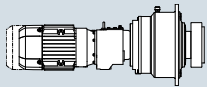
<sup>1)</sup> The specified values refer to continuous stresses. For infrequent, brief stresses please refer to Table 1 on page 3/2.



## Selection and ordering data (continued)

$P_N$ kW	$n_2$ rpm	$f_B$ -	$T_2$ Nm	$i_{total}$ -	$F_{R2,perm}$ <sup>1)</sup> N	Short product description	FLENDER SIP planetary gear unit	SIMOGEAR geared motor	Order codes
							Article No.	Article No.	
5.5	3.0	1.47	17329	321	76900	O4C40.321DE132	2LP069.-0GD.0-0BH0	2KJ3107-9HL22-.FE1	-Z H1J+H06+P01
	3.1	2.10	21873	405	121300	O4C50.405DE132	2LP069.-0GF.0-1BH0	2KJ3108-9HL22-.FG1	-Z H1J+H07+P01
	3.1	2.14	16665	309	104700	O4C45.309DE132	2LP069.-0GE.0-8AH0	2KJ3108-9HL22-.FE1	-Z H1J+H07+P01
	3.2	0.93	16445	305	67400	O4C35.305DE132	2LP069.-0GB.0-3BH0	2KJ3108-9HL22-.HN1	-Z H1J+P01
	3.5	1.37	14874	275	71300	O4C37.275DE132	2LP069.-0GC.0-8AH0	2KJ3107-9HL22-.FD1	-Z H1J+H06+P01
	3.5	1.72	14874	275	73500	O4C40.275DE132	2LP069.-0GD.0-8AH0	2KJ3107-9HL22-.FD1	-Z H1J+H06+P01
	3.6	2.44	14625	271	100700	O4C45.271DE132	2LP069.-0GE.0-7AH0	2KJ3108-9HL22-.FD1	-Z H1J+H07+P01
	3.7	1.07	14317	265	64600	O4C35.265DE132	2LP069.-0GB.0-2BH0	2KJ3108-9HL22-.HM1	-Z H1J+P01
	4.0	0.77	13214	245	43300	O4C30.245DE132	2LP069.-0GA.0-8AH0	2KJ3107-9HL22-.FH1	-Z H1J+H06+P01
	4.0	1.55	13147	243	68700	O4C37.243DE132	2LP069.-0GC.0-7AH0	2KJ3107-9HL22-.FC1	-Z H1J+H06+P01
	4.0	1.94	13147	243	70800	O4C40.243DE132	2LP069.-0GD.0-7AH0	2KJ3107-9HL22-.FC1	-Z H1J+H06+P01
	4.1	2.81	12732	236	96600	O4C45.236DE132	2LP069.-0GE.0-6AH0	2KJ3108-9HL22-.FC1	-Z H1J+H07+P01
	4.3	1.25	12238	227	61700	O4C35.227DE132	2LP069.-0GB.0-1BH0	2KJ3108-9HL22-.HL1	-Z H1J+P01
	4.3	2.08	12238	227	69300	O4C40.227DE132	2LP069.-0GD.0-6AH0	2KJ3108-9HL22-.FG1	-Z H1J+H07+P01
	4.6	0.90	11326	210	41300	O4C30.210DE132	2LP069.-0GA.0-7AH0	2KJ3107-9HL22-.FG1	-Z H1J+H06+P01
	4.7	0.92	11089	205	41100	O4C30.205DE132	2LP069.-0GA.0-6AH0	2KJ3107-9HL22-.FF1	-Z H1J+H06+P01
	4.7	1.83	11180	207	65400	O4C37.207DE132	2LP069.-0GC.0-6AH0	2KJ3107-9HL22-.FB1	-Z H1J+H06+P01
	5.0	0.97	10475	194	40400	O4C30.194DE132	2LP069.-0GA.0-5AH0	2KJ3108-9HL22-.HF1	-Z H1J+P01
	5.0	1.46	10475	194	58900	O4C35.194DE132	2LP069.-0GB.0-0BH0	2KJ3108-9HL22-.HK1	-Z H1J+P01
	5.0	2.44	10475	194	66200	O4C40.194DE132	2LP069.-0GD.0-5AH0	2KJ3108-9HL22-.FF1	-Z H1J+H07+P01
	5.5	2.13	9582	177	62500	O4C37.177DE132	2LP069.-0GC.0-5AH0	2KJ3107-9HL22-.FA1	-Z H1J+H06+P01
	5.6	1.09	9325	173	39000	O4C30.173DE132	2LP069.-0GA.0-4AH0	2KJ3108-9HL22-.HE1	-Z H1J+P01
	5.6	1.64	9325	173	56800	O4C35.173DE132	2LP069.-0GB.0-8AH0	2KJ3108-9HL22-.HJ1	-Z H1J+P01
	5.6	2.19	9325	173	62000	O4C37.173DE132	2LP069.-0GC.0-4AH0	2KJ3108-9HL22-.FE1	-Z H1J+H07+P01
	5.6	2.74	9325	173	63900	O4C40.173DE132	2LP069.-0GD.0-4AH0	2KJ3108-9HL22-.FE1	-Z H1J+H07+P01
	6.4	1.25	8183	152	37500	O4C30.152DE132	2LP069.-0GA.0-3AH0	2KJ3108-9HL22-.HD1	-Z H1J+P01
6.4	1.87	8183	152	54700	O4C35.152DE132	2LP069.-0GB.0-7AH0	2KJ3108-9HL22-.HH1	-Z H1J+P01	
6.4	2.49	8183	152	59600	O4C37.152DE132	2LP069.-0GC.0-3AH0	2KJ3108-9HL22-.FD1	-Z H1J+H07+P01	
7.4	1.43	7124	132	35900	O4C30.132DE132	2LP069.-0GA.0-2AH0	2KJ3108-9HL22-.HC1	-Z H1J+P01	
7.4	2.15	7124	132	52400	O4C35.132DE132	2LP069.-0GB.0-6AH0	2KJ3108-9HL22-.HG1	-Z H1J+P01	
7.4	2.86	7124	132	57200	O4C37.132DE132	2LP069.-0GC.0-2AH0	2KJ3108-9HL22-.FC1	-Z H1J+H07+P01	
8.6	1.68	6090	113	34300	O4C30.113DE132	2LP069.-0GA.0-1AH0	2KJ3108-9HL22-.HB1	-Z H1J+P01	
8.6	2.51	6090	113	50000	O4C35.113DE132	2LP069.-0GB.0-4BH0	2KJ3108-9HL22-.HL1	-Z H1J+P01	
10.1	1.96	5213	97	32700	O4C30.97DE132	2LP069.-0GA.0-0AH0	2KJ3108-9HL22-.HA1	-Z H1J+P01	
10.1	2.94	5213	97	47700	O4C35.97DE132	2LP069.-0GB.0-5AH0	2KJ3108-9HL22-.HF1	-Z H1J+P01	
7.5	0.65	0.74	110352	1510	216200	O4C60.1510DE160	2LP069.-0GH.0-4CJ0	2KJ3110-9JJ23-.FT1	-Z H1J+H08+P01
	0.73	0.83	98512	1348	216200	O4C60.1348DE160	2LP069.-0GH.0-3CJ0	2KJ3110-9JJ23-.FS1	-Z H1J+H08+P01
	0.75	0.70	94996	1300	155400	O4C55.1300DE160	2LP069.-0GG.0-3CJ0	2KJ3108-9JJ23-.FR1	-Z H1J+H08+P01
	0.81	0.92	88646	1213	216200	O4C60.1213DE160	2LP069.-0GH.0-2CJ0	2KJ3110-9JJ23-.FR1	-Z H1J+H08+P01
	0.85	0.79	84525	1156	155400	O4C55.1156DE160	2LP069.-0GG.0-2CJ0	2KJ3108-9JJ23-.FQ1	-Z H1J+H08+P01
	0.93	1.06	76939	1053	216200	O4C60.1053DE160	2LP069.-0GH.0-1CJ0	2KJ3110-9JJ23-.FQ1	-Z H1J+H08+P01
	0.95	0.88	75074	1027	155400	O4C55.1027DE160	2LP069.-0GG.0-1CJ0	2KJ3108-9JJ23-.FP1	-Z H1J+H08+P01
	1.0	1.18	69194	947	216200	O4C60.947DE160	2LP069.-0GH.0-0CJ0	2KJ3110-9JJ23-.FP1	-Z H1J+H08+P01
	1.1	0.99	67199	919	155400	O4C55.919DE160	2LP069.-0GG.0-0CJ0	2KJ3108-9JJ23-.FN1	-Z H1J+H08+P01
	1.2	1.35	60478	827	216200	O4C60.827DE160	2LP069.-0GH.0-8BJ0	2KJ3110-9JJ23-.FN1	-Z H1J+H08+P01
	1.3	0.80	57448	786	121300	O4C50.786DE160	2LP069.-0GF.0-6BJ0	2KJ3108-9JJ23-.FM1	-Z H1J+H07+P01
	1.3	1.16	57448	786	155400	O4C55.786DE160	2LP069.-0GG.0-8BJ0	2KJ3108-9JJ23-.FM1	-Z H1J+H08+P01
1.3	1.23	53969	738	155400	O4C55.738DE160	2LP069.-0GG.0-7BJ0	2KJ3110-9JJ23-.FM1	-Z H1J+H08+P01	

<sup>1)</sup> The specified values refer to continuous stresses. For infrequent, brief stresses please refer to Table 1 on page 3/2.



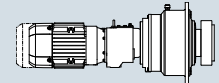
## Planetary geared motors, coaxial

## 6-pole geared motors

## Selection and ordering data (continued)

$P_N$ kW	$n_2$ rpm	$f_B$ -	$T_2$ Nm	$i_{total}$ -	$F_{R2,perm}$ <sup>1)</sup> N	Short product description	FLENDER SIP planetary gear unit	SIMOGEAR geared motor	Order codes
							Article No.	Article No.	
7.5	1.3	1.51	53969	738	216200	O4C60.738DE160	2LP069.-0GH.0-7BJ0	2KJ3110-9JJ23-.FM1	-Z H1J+H08+P01
	1.4	0.70	51298	702	107700	O4C45.702DE160	2LP069.-0GE.0-5BJ0	2KJ3108-9JJ23-.FL1	-Z H1J+H07+P01
	1.4	0.90	51298	702	121300	O4C50.702DE160	2LP069.-0GF.0-5BJ0	2KJ3108-9JJ23-.FL1	-Z H1J+H07+P01
	1.5	1.40	47546	650	155400	O4C55.650DE160	2LP069.-0GG.0-6BJ0	2KJ3110-9JJ23-.FL1	-Z H1J+H08+P01
	1.5	1.72	47546	650	216200	O4C60.650DE160	2LP069.-0GH.0-6BJ0	2KJ3110-9JJ23-.FL1	-Z H1J+H08+P01
	1.6	0.79	45339	620	107700	O4C45.620DE160	2LP069.-0GE.0-4BJ0	2KJ3108-9JJ23-.FK1	-Z H1J+H07+P01
	1.6	1.01	45339	620	121300	O4C50.620DE160	2LP069.-0GF.0-4BJ0	2KJ3108-9JJ23-.FK1	-Z H1J+H07+P01
	1.7	1.59	41660	570	155400	O4C55.570DE160	2LP069.-0GG.0-5BJ0	2KJ3110-9JJ23-.FK1	-Z H1J+H08+P01
	1.7	1.96	41660	570	216200	O4C60.570DE160	2LP069.-0GH.0-5BJ0	2KJ3110-9JJ23-.FK1	-Z H1J+H08+P01
	1.8	0.90	39787	544	107700	O4C45.544DE160	2LP069.-0GE.0-3BJ0	2KJ3108-9JJ23-.FJ1	-Z H1J+H07+P01
	1.8	1.16	39787	544	121300	O4C50.544DE160	2LP069.-0GF.0-3BJ0	2KJ3108-9JJ23-.FJ1	-Z H1J+H07+P01
	2.0	1.83	36309	497	155400	O4C55.497DE160	2LP069.-0GG.0-4BJ0	2KJ3110-9JJ23-.FJ1	-Z H1J+H08+P01
	2.0	2.25	36309	497	216200	O4C60.497DE160	2LP069.-0GH.0-4BJ0	2KJ3110-9JJ23-.FJ1	-Z H1J+H08+P01
	2.1	1.03	34638	474	107700	O4C45.474DE160	2LP069.-0GE.0-2BJ0	2KJ3108-9JJ23-.FH1	-Z H1J+H07+P01
	2.1	1.33	34638	474	121300	O4C50.474DE160	2LP069.-0GF.0-2BJ0	2KJ3108-9JJ23-.FH1	-Z H1J+H07+P01
	2.2	2.00	33138	453	155400	O4C55.453DE160	2LP069.-0GG.0-3BJ0	2KJ3110-9JJ23-.FH1	-Z H1J+H08+P01
	2.2	2.47	33138	453	216200	O4C60.453DE160	2LP069.-0GH.0-3BJ0	2KJ3110-9JJ23-.FH1	-Z H1J+H08+P01
	2.2	0.80	31969	437	80800	O4C40.437DE160	2LP069.-0GD.0-3BJ0	2KJ3107-9JJ23-.FH1	-Z H1J+H06+P01
	2.4	1.21	29609	405	107700	O4C45.405DE160	2LP069.-0GE.0-1BJ0	2KJ3108-9JJ23-.FG1	-Z H1J+H07+P01
	2.4	1.55	29609	405	121300	O4C50.405DE160	2LP069.-0GF.0-1BJ0	2KJ3108-9JJ23-.FG1	-Z H1J+H07+P01
	2.5	2.33	28528	390	148900	O4C55.390DE160	2LP069.-0GG.0-2BJ0	2KJ3110-9JJ23-.FG1	-Z H1J+H08+P01
	2.5	2.87	28528	390	207100	O4C60.390DE160	2LP069.-0GH.0-2BJ0	2KJ3110-9JJ23-.FG1	-Z H1J+H08+P01
	2.6	2.41	27556	377	147300	O4C55.377DE160	2LP069.-0GG.0-1BJ0	2KJ3110-9JJ23-.FF1	-Z H1J+H08+P01
	2.6	2.97	27556	377	204900	O4C60.377DE160	2LP069.-0GH.0-1BJ0	2KJ3110-9JJ23-.FF1	-Z H1J+H08+P01
	2.6	0.75	27402	375	76000	O4C37.375DE160	2LP069.-0GC.0-2BJ0	2KJ3107-9JJ23-.FG1	-Z H1J+H06+P01
	2.6	0.93	27402	375	80500	O4C40.375DE160	2LP069.-0GD.0-2BJ0	2KJ3107-9JJ23-.FG1	-Z H1J+H06+P01
	2.7	0.76	26828	367	76000	O4C37.367DE160	2LP069.-0GC.0-1BJ0	2KJ3107-9JJ23-.FF1	-Z H1J+H06+P01
	2.7	0.95	26828	367	80000	O4C40.367DE160	2LP069.-0GD.0-1BJ0	2KJ3107-9JJ23-.FF1	-Z H1J+H06+P01
	2.8	1.41	25345	347	107700	O4C45.347DE160	2LP069.-0GE.0-0AJ0	2KJ3108-9JJ23-.FF1	-Z H1J+H07+P01
	2.8	1.81	25345	347	116100	O4C50.347DE160	2LP069.-0GF.0-0AJ0	2KJ3108-9JJ23-.FF1	-Z H1J+H07+P01
3.0	2.74	24277	332	141800	O4C55.332DE160	2LP069.-0GG.0-0BJ0	2KJ3110-9JJ23-.FE1	-Z H1J+H08+P01	
3.1	0.87	23458	321	74500	O4C37.321DE160	2LP069.-0GC.0-0BJ0	2KJ3107-9JJ23-.FE1	-Z H1J+H06+P01	
3.1	1.09	23458	321	76800	O4C40.321DE160	2LP069.-0GD.0-0BJ0	2KJ3107-9JJ23-.FE1	-Z H1J+H06+P01	
3.2	1.59	22560	309	104400	O4C45.309DE160	2LP069.-0GE.0-8AJ0	2KJ3108-9JJ23-.FE1	-Z H1J+H07+P01	
3.2	2.04	22560	309	112200	O4C50.309DE160	2LP069.-0GF.0-8AJ0	2KJ3108-9JJ23-.FE1	-Z H1J+H07+P01	
3.6	1.01	20135	275	71200	O4C37.275DE160	2LP069.-0GC.0-8AJ0	2KJ3107-9JJ23-.FD1	-Z H1J+H06+P01	
3.6	1.27	20135	275	73400	O4C40.275DE160	2LP069.-0GD.0-8AJ0	2KJ3107-9JJ23-.FD1	-Z H1J+H06+P01	
3.6	1.81	19798	271	100400	O4C45.271DE160	2LP069.-0GE.0-7AJ0	2KJ3108-9JJ23-.FD1	-Z H1J+H07+P01	
3.6	2.32	19798	271	107900	O4C50.271DE160	2LP069.-0GF.0-7AJ0	2KJ3108-9JJ23-.FD1	-Z H1J+H07+P01	
3.7	0.79	19381	265	64500	O4C35.265DE160	2LP069.-0GB.0-7AJ0	2KJ3108-9JJ23-.HH1	-Z H1J+P01	
4.0	1.15	17798	243	68600	O4C37.243DE160	2LP069.-0GC.0-7AJ0	2KJ3107-9JJ23-.FC1	-Z H1J+H06+P01	
4.0	1.44	17798	243	70700	O4C40.243DE160	2LP069.-0GD.0-7AJ0	2KJ3107-9JJ23-.FC1	-Z H1J+H06+P01	
4.2	2.07	17236	236	96300	O4C45.236DE160	2LP069.-0GE.0-6AJ0	2KJ3108-9JJ23-.FC1	-Z H1J+H07+P01	
4.2	2.67	17236	236	103500	O4C50.236DE160	2LP069.-0GF.0-6AJ0	2KJ3108-9JJ23-.FC1	-Z H1J+H07+P01	
4.3	0.93	16567	227	61600	O4C35.227DE160	2LP069.-0GB.0-6AJ0	2KJ3108-9JJ23-.HG1	-Z H1J+P01	
4.3	1.54	16567	227	69200	O4C40.227DE160	2LP069.-0GD.0-6AJ0	2KJ3108-9JJ23-.FG1	-Z H1J+H07+P01	
4.7	1.35	15134	207	65300	O4C37.207DE160	2LP069.-0GC.0-6AJ0	2KJ3107-9JJ23-.FB1	-Z H1J+H06+P01	
4.9	2.43	14733	202	91900	O4C45.202DE160	2LP069.-0GE.0-5AJ0	2KJ3108-9JJ23-.FB1	-Z H1J+H07+P01	

<sup>1)</sup> The specified values refer to continuous stresses. For infrequent, brief stresses please refer to Table 1 on page 3/2.



## Selection and ordering data (continued)

$P_N$ kW	$n_2$ rpm	$f_B$ -	$T_2$ Nm	$i_{total}$ -	$F_{R2,perm}$ <sup>1)</sup> N	Short product description	FLENDER SIP planetary gear unit	SIMOGEAR geared motor	Order codes
							Article No.	Article No.	
7.5	5.1	0.72	14181	194	40300	O4C30.194DE160	2LP069.-0GA.0-5AJ0	2KJ3108-9JJ23-.HF1	-Z H1J+P01
	5.1	1.08	14181	194	58800	O4C35.194DE160	2LP069.-0GB.0-5AJ0	2KJ3108-9JJ23-.HF1	-Z H1J+P01
	5.1	1.80	14181	194	66100	O4C40.194DE160	2LP069.-0GD.0-5AJ0	2KJ3108-9JJ23-.FF1	-Z H1J+H07+P01
	5.5	1.58	12972	177	62400	O4C37.177DE160	2LP069.-0GC.0-5AJ0	2KJ3107-9JJ23-.FA1	-Z H1J+H06+P01
	5.7	0.81	12623	173	38900	O4C30.173DE160	2LP069.-0GA.0-4AJ0	2KJ3108-9JJ23-.HE1	-Z H1J+P01
	5.7	1.21	12623	173	56800	O4C35.173DE160	2LP069.-0GB.0-4AJ0	2KJ3108-9JJ23-.HE1	-Z H1J+P01
	5.7	1.62	12623	173	61900	O4C37.173DE160	2LP069.-0GC.0-4AJ0	2KJ3108-9JJ23-.FE1	-Z H1J+H07+P01
	5.7	2.02	12623	173	63800	O4C40.173DE160	2LP069.-0GD.0-4AJ0	2KJ3108-9JJ23-.FE1	-Z H1J+H07+P01
	5.7	2.84	12611	173	87700	O4C45.173DE160	2LP069.-0GE.0-4AJ0	2KJ3108-9JJ23-.FA1	-Z H1J+H07+P01
	6.5	0.92	11078	152	37400	O4C30.152DE160	2LP069.-0GA.0-3AJ0	2KJ3108-9JJ23-.HD1	-Z H1J+P01
	6.5	1.38	11078	152	54600	O4C35.152DE160	2LP069.-0GB.0-3AJ0	2KJ3108-9JJ23-.HD1	-Z H1J+P01
	6.5	1.84	11078	152	59500	O4C37.152DE160	2LP069.-0GC.0-3AJ0	2KJ3108-9JJ23-.FD1	-Z H1J+H07+P01
	6.5	2.31	11078	152	61300	O4C40.152DE160	2LP069.-0GD.0-3AJ0	2KJ3108-9JJ23-.FD1	-Z H1J+H07+P01
	7.4	1.06	9643	132	35900	O4C30.132DE160	2LP069.-0GA.0-2AJ0	2KJ3108-9JJ23-.HC1	-Z H1J+P01
	7.4	1.59	9643	132	52300	O4C35.132DE160	2LP069.-0GB.0-2AJ0	2KJ3108-9JJ23-.HC1	-Z H1J+P01
	7.4	2.12	9643	132	57100	O4C37.132DE160	2LP069.-0GC.0-2AJ0	2KJ3108-9JJ23-.FC1	-Z H1J+H07+P01
	7.4	2.65	9643	132	58800	O4C40.132DE160	2LP069.-0GD.0-2AJ0	2KJ3108-9JJ23-.FC1	-Z H1J+H07+P01
	8.7	1.24	8243	113	34200	O4C30.113DE160	2LP069.-0GA.0-1AJ0	2KJ3108-9JJ23-.HB1	-Z H1J+P01
	8.7	1.86	8243	113	49900	O4C35.113DE160	2LP069.-0GB.0-1AJ0	2KJ3108-9JJ23-.HB1	-Z H1J+P01
	8.7	2.48	8243	113	54400	O4C37.113DE160	2LP069.-0GC.0-1AJ0	2KJ3108-9JJ23-.FB1	-Z H1J+H07+P01
10.2	1.45	7056	96.5	32700	O4C30.97DE160	2LP069.-0GA.0-0AJ0	2KJ3108-9JJ23-.HA1	-Z H1J+P01	
10.2	2.17	7056	96.5	47700	O4C35.97DE160	2LP069.-0GB.0-0AJ0	2KJ3108-9JJ23-.HA1	-Z H1J+P01	
10.2	2.90	7056	96.5	52000	O4C37.97DE160	2LP069.-0GC.0-0AJ0	2KJ3108-9JJ23-.FA1	-Z H1J+H07+P01	
11	0.93	0.72	113356	1053	216200	O4C60.1053DE160	2LP069.-0GH.0-1CJ0	2KJ3110-9JV23-.FQ1	-Z H1J+H08+P01
	1.0	0.80	101945	947	216200	O4C60.947DE160	2LP069.-0GH.0-0CJ0	2KJ3110-9JV23-.FP1	-Z H1J+H08+P01
	1.2	0.78	84639	786	155400	O4C55.786DE160	2LP069.-0GG.0-8BJ0	2KJ3108-9JV23-.FM1	-Z H1J+H08+P01
	1.2	0.91	89103	827	216200	O4C60.827DE160	2LP069.-0GH.0-8BJ0	2KJ3110-9JV23-.FN1	-Z H1J+H08+P01
	1.3	0.83	79514	738	155400	O4C55.738DE160	2LP069.-0GG.0-7BJ0	2KJ3110-9JV23-.FM1	-Z H1J+H08+P01
	1.3	1.02	79514	738	216200	O4C60.738DE160	2LP069.-0GH.0-7BJ0	2KJ3110-9JV23-.FM1	-Z H1J+H08+P01
	1.5	0.94	70051	650	155400	O4C55.650DE160	2LP069.-0GG.0-6BJ0	2KJ3110-9JV23-.FL1	-Z H1J+H08+P01
	1.5	1.16	70051	650	216200	O4C60.650DE160	2LP069.-0GH.0-6BJ0	2KJ3110-9JV23-.FL1	-Z H1J+H08+P01
	1.7	1.08	61378	570	155400	O4C55.570DE160	2LP069.-0GG.0-5BJ0	2KJ3110-9JV23-.FK1	-Z H1J+H08+P01
	1.7	1.33	61378	570	216200	O4C60.570DE160	2LP069.-0GH.0-5BJ0	2KJ3110-9JV23-.FK1	-Z H1J+H08+P01
	1.8	0.78	58619	544	121300	O4C50.544DE160	2LP069.-0GF.0-3BJ0	2KJ3108-9JV23-.FJ1	-Z H1J+H07+P01
	2.0	1.24	53495	497	155400	O4C55.497DE160	2LP069.-0GG.0-4BJ0	2KJ3110-9JV23-.FJ1	-Z H1J+H08+P01
	2.0	1.52	53495	497	216200	O4C60.497DE160	2LP069.-0GH.0-4BJ0	2KJ3110-9JV23-.FJ1	-Z H1J+H08+P01
	2.1	0.70	51033	474	107700	O4C45.474DE160	2LP069.-0GE.0-2BJ0	2KJ3108-9JV23-.FH1	-Z H1J+H07+P01
	2.1	0.90	51033	474	121300	O4C50.474DE160	2LP069.-0GF.0-2BJ0	2KJ3108-9JV23-.FH1	-Z H1J+H07+P01
	2.2	1.35	48824	453	155400	O4C55.453DE160	2LP069.-0GG.0-3BJ0	2KJ3110-9JV23-.FH1	-Z H1J+H08+P01
	2.2	1.67	48824	453	216200	O4C60.453DE160	2LP069.-0GH.0-3BJ0	2KJ3110-9JV23-.FH1	-Z H1J+H08+P01
	2.4	0.82	43624	405	107700	O4C45.405DE160	2LP069.-0GE.0-1BJ0	2KJ3108-9JV23-.FG1	-Z H1J+H07+P01
2.4	1.05	43624	405	121300	O4C50.405DE160	2LP069.-0GF.0-1BJ0	2KJ3108-9JV23-.FG1	-Z H1J+H07+P01	
2.5	1.57	42031	390	148900	O4C55.390DE160	2LP069.-0GG.0-2BJ0	2KJ3110-9JV23-.FG1	-Z H1J+H08+P01	
2.5	1.94	42031	390	207100	O4C60.390DE160	2LP069.-0GH.0-2BJ0	2KJ3110-9JV23-.FG1	-Z H1J+H08+P01	
2.6	1.63	40599	377	147300	O4C55.377DE160	2LP069.-0GG.0-1BJ0	2KJ3110-9JV23-.FF1	-Z H1J+H08+P01	
2.6	2.01	40599	377	204900	O4C60.377DE160	2LP069.-0GH.0-1BJ0	2KJ3110-9JV23-.FF1	-Z H1J+H08+P01	
2.8	0.95	37341	347	107700	O4C45.347DE160	2LP069.-0GE.0-0AJ0	2KJ3108-9JV23-.FF1	-Z H1J+H07+P01	
2.8	1.23	37341	347	116100	O4C50.347DE160	2LP069.-0GF.0-0AJ0	2KJ3108-9JV23-.FF1	-Z H1J+H07+P01	

<sup>1)</sup> The specified values refer to continuous stresses. For infrequent, brief stresses please refer to Table 1 on page 3/2.





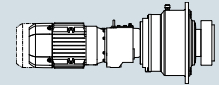
## Planetary geared motors, coaxial

## 6-pole geared motors

## Selection and ordering data (continued)

$P_N$ kW	$n_2$ rpm	$f_B$ -	$T_2$ Nm	$i_{total}$ -	$F_{R2,perm}$ <sup>1)</sup> N	Short product description	FLENDER SIP planetary gear unit	SIMOGEAR geared motor	Order codes
							Article No.	Article No.	
11	2.9	1.85	35767	332	141800	O4C55.332DE160	2LP069.-0GG.0-0BJ0	2KJ3110-9JV23-.FE1	-Z H1J+H08+P01
	2.9	2.28	35767	332	197300	O4C60.332DE160	2LP069.-0GH.0-0BJ0	2KJ3110-9JV23-.FE1	-Z H1J+H08+P01
	3.0	0.74	34561	321	76800	O4C40.321DE160	2LP069.-0GD.0-0BJ0	2KJ3107-9JV23-.FE1	-Z H1J+H06+P01
	3.2	1.07	33238	309	104600	O4C45.309DE160	2LP069.-0GE.0-8AJ0	2KJ3108-9JV23-.FE1	-Z H1J+H07+P01
	3.2	1.38	33238	309	112200	O4C50.309DE160	2LP069.-0GF.0-8AJ0	2KJ3108-9JV23-.FE1	-Z H1J+H07+P01
	3.4	2.11	31340	291	136300	O4C55.291DE160	2LP069.-0GG.0-8AJ0	2KJ3110-9JV23-.FD1	-Z H1J+H08+P01
	3.4	2.60	31340	291	189600	O4C60.291DE160	2LP069.-0GH.0-8AJ0	2KJ3110-9JV23-.FD1	-Z H1J+H08+P01
	3.5	0.86	29665	275	73400	O4C40.275DE160	2LP069.-0GD.0-8AJ0	2KJ3107-9JV23-.FD1	-Z H1J+H06+P01
	3.6	1.22	29168	271	100600	O4C45.271DE160	2LP069.-0GE.0-7AJ0	2KJ3108-9JV23-.FD1	-Z H1J+H07+P01
	3.6	1.57	29168	271	107900	O4C50.271DE160	2LP069.-0GF.0-7AJ0	2KJ3108-9JV23-.FD1	-Z H1J+H07+P01
	3.8	2.42	27314	254	130800	O4C55.254DE160	2LP069.-0GG.0-7AJ0	2KJ3110-9JV23-.FC1	-Z H1J+H08+P01
	3.8	2.98	27314	254	182000	O4C60.254DE160	2LP069.-0GH.0-7AJ0	2KJ3110-9JV23-.FC1	-Z H1J+H08+P01
	4.0	0.78	26222	243	68600	O4C37.243DE160	2LP069.-0GC.0-7AJ0	2KJ3107-9JV23-.FC1	-Z H1J+H06+P01
	4.0	0.97	26222	243	70700	O4C40.243DE160	2LP069.-0GD.0-7AJ0	2KJ3107-9JV23-.FC1	-Z H1J+H06+P01
	4.1	1.40	25394	236	96500	O4C45.236DE160	2LP069.-0GE.0-6AJ0	2KJ3108-9JV23-.FC1	-Z H1J+H07+P01
	4.1	1.80	25394	236	103500	O4C50.236DE160	2LP069.-0GF.0-6AJ0	2KJ3108-9JV23-.FC1	-Z H1J+H07+P01
	4.2	2.65	24929	231	127300	O4C55.231DE160	2LP069.-0GG.0-6AJ0	2KJ3110-9JV23-.FB1	-Z H1J+H08+P01
	4.3	1.04	24408	227	69200	O4C40.227DE160	2LP069.-0GD.0-6AJ0	2KJ3108-9JV23-.FG1	-Z H1J+H07+P01
	4.7	0.91	22297	207	65300	O4C37.207DE160	2LP069.-0GC.0-6AJ0	2KJ3107-9JV23-.FB1	-Z H1J+H06+P01
	4.8	1.64	21707	202	92000	O4C45.202DE160	2LP069.-0GE.0-5AJ0	2KJ3108-9JV23-.FB1	-Z H1J+H07+P01
	4.8	2.11	21707	202	98700	O4C50.202DE160	2LP069.-0GF.0-5AJ0	2KJ3108-9JV23-.FB1	-Z H1J+H07+P01
	5.0	0.73	20893	194	58800	O4C35.194DE160	2LP069.-0GB.0-5AJ0	2KJ3108-9JV23-.HF1	-Z H1J+P01
	5.0	1.22	20893	194	66100	O4C40.194DE160	2LP069.-0GD.0-5AJ0	2KJ3108-9JV23-.FF1	-Z H1J+H07+P01
	5.2	2.29	20013	186	96300	O4C50.186DE160	2LP069.-0GF.0-4AJ0	2KJ3110-9JV23-.FE1	-Z H1J+H08+P01
	5.5	1.06	19111	177	62400	O4C37.177DE160	2LP069.-0GC.0-5AJ0	2KJ3107-9JV23-.FA1	-Z H1J+H06+P01
	5.6	0.82	18598	173	56800	O4C35.173DE160	2LP069.-0GB.0-4AJ0	2KJ3108-9JV23-.HE1	-Z H1J+P01
	5.6	1.09	18598	173	61900	O4C37.173DE160	2LP069.-0GC.0-4AJ0	2KJ3108-9JV23-.FE1	-Z H1J+H07+P01
	5.6	1.37	18598	173	63800	O4C40.173DE160	2LP069.-0GD.0-4AJ0	2KJ3108-9JV23-.FE1	-Z H1J+H07+P01
	5.7	1.92	18580	173	87800	O4C45.173DE160	2LP069.-0GE.0-4AJ0	2KJ3108-9JV23-.FA1	-Z H1J+H07+P01
	6.0	2.03	17535	163	86300	O4C45.163DE160	2LP069.-0GE.0-3AJ0	2KJ3110-9JV23-.FD1	-Z H1J+H08+P01
6.0	2.61	17535	163	92600	O4C50.163DE160	2LP069.-0GF.0-3AJ0	2KJ3110-9JV23-.FD1	-Z H1J+H08+P01	
6.4	0.94	16321	152	54600	O4C35.152DE160	2LP069.-0GB.0-3AJ0	2KJ3108-9JV23-.HD1	-Z H1J+P01	
6.4	1.25	16321	152	59500	O4C37.152DE160	2LP069.-0GC.0-3AJ0	2KJ3108-9JV23-.FD1	-Z H1J+H07+P01	
6.4	1.56	16321	152	61300	O4C40.152DE160	2LP069.-0GD.0-3AJ0	2KJ3108-9JV23-.FD1	-Z H1J+H07+P01	
6.9	2.33	15283	142	82800	O4C45.142DE160	2LP069.-0GE.0-2AJ0	2KJ3110-9JV23-.FC1	-Z H1J+H08+P01	
6.9	3.00	15283	142	88800	O4C50.142DE160	2LP069.-0GF.0-2AJ0	2KJ3110-9JV23-.FC1	-Z H1J+H08+P01	
7.4	0.72	14208	132	35900	O4C30.132DE160	2LP069.-0GA.0-2AJ0	2KJ3108-9JV23-.HC1	-Z H1J+P01	
7.4	1.07	14208	132	52300	O4C35.132DE160	2LP069.-0GB.0-2AJ0	2KJ3108-9JV23-.HC1	-Z H1J+P01	
7.4	1.43	14208	132	57100	O4C37.132DE160	2LP069.-0GC.0-2AJ0	2KJ3108-9JV23-.FC1	-Z H1J+H07+P01	
7.4	1.79	14208	132	58800	O4C40.132DE160	2LP069.-0GD.0-2AJ0	2KJ3108-9JV23-.FC1	-Z H1J+H07+P01	
7.5	2.55	13948	130	80600	O4C45.130DE160	2LP069.-0GE.0-1AJ0	2KJ3110-9JV23-.FB1	-Z H1J+H08+P01	
8.6	0.84	12145	113	34200	O4C30.113DE160	2LP069.-0GA.0-1AJ0	2KJ3108-9JV23-.HB1	-Z H1J+P01	
8.6	1.26	12145	113	49900	O4C35.113DE160	2LP069.-0GB.0-1AJ0	2KJ3108-9JV23-.HB1	-Z H1J+P01	
8.6	1.68	12145	113	54400	O4C37.113DE160	2LP069.-0GC.0-1AJ0	2KJ3108-9JV23-.FB1	-Z H1J+H07+P01	
8.6	2.09	12145	113	56100	O4C40.113DE160	2LP069.-0GD.0-1AJ0	2KJ3108-9JV23-.FB1	-Z H1J+H07+P01	
8.7	2.97	12007	111	77000	O4C45.111DE160	2LP069.-0GE.0-0AJ0	2KJ3110-9JV23-.FA1	-Z H1J+H08+P01	
10.1	0.98	10396	96.5	32700	O4C30.97DE160	2LP069.-0GA.0-0AJ0	2KJ3108-9JV23-.HA1	-Z H1J+P01	
10.1	1.47	10396	96.5	47700	O4C35.97DE160	2LP069.-0GB.0-0AJ0	2KJ3108-9JV23-.HA1	-Z H1J+P01	

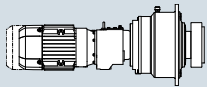
<sup>1)</sup> The specified values refer to continuous stresses. For infrequent, brief stresses please refer to Table 1 on page 3/2.



## Selection and ordering data (continued)

$P_N$ kW	$n_2$ rpm	$f_B$ -	$T_2$ Nm	$i_{total}$ -	$F_{R2,perm}^{1)}$ N	Short product description	FLENDER SIP planetary gear unit	SIMOGEAR geared motor	Order codes
							Article No.	Article No.	
11	10.1	1.96	10396	96.5	52000	O4C37.97DE160	2LP069.-0GC.0-0AJ0	2KJ3108-9JV23-.FA1	-Z H1J+H07+P01
	10.1	2.45	10396	96.5	53600	O4C40.97DE160	2LP069.-0GD.0-0AJ0	2KJ3108-9JV23-.FA1	-Z H1J+H07+P01
15	1.3	0.75	108455	738	216200	O4C60.738DE180	2LP069.-0GH.0-7BK0	2KJ3110-9KM33-.FM1	-Z H1J+H08+P01
	1.5	0.85	95548	650	216200	O4C60.650DE180	2LP069.-0GH.0-6BK0	2KJ3110-9KM33-.FL1	-Z H1J+H08+P01
	1.7	0.79	83718	570	155400	O4C55.570DE180	2LP069.-0GG.0-5BK0	2KJ3110-9KM33-.FK1	-Z H1J+H08+P01
	1.7	0.97	83718	570	216200	O4C60.570DE180	2LP069.-0GH.0-5BK0	2KJ3110-9KM33-.FK1	-Z H1J+H08+P01
	2.0	0.91	72965	497	155400	O4C55.497DE180	2LP069.-0GG.0-4BK0	2KJ3110-9KM33-.FJ1	-Z H1J+H08+P01
	2.0	1.12	72965	497	216200	O4C60.497DE180	2LP069.-0GH.0-4BK0	2KJ3110-9KM33-.FJ1	-Z H1J+H08+P01
	2.2	1.00	66594	453	155400	O4C55.453DE180	2LP069.-0GG.0-3BK0	2KJ3110-9KM33-.FH1	-Z H1J+H08+P01
	2.2	1.22	66594	453	216200	O4C60.453DE180	2LP069.-0GH.0-3BK0	2KJ3110-9KM33-.FH1	-Z H1J+H08+P01
	2.4	0.77	59502	405	121300	O4C50.405DE180	2LP069.-0GF.0-1BK0	2KJ3108-9KM33-.FG1	-Z H1J+H07+P01
	2.5	1.16	57329	390	148900	O4C55.390DE180	2LP069.-0GG.0-2BK0	2KJ3110-9KM33-.FG1	-Z H1J+H08+P01
	2.5	1.42	57329	390	207100	O4C60.390DE180	2LP069.-0GH.0-2BK0	2KJ3110-9KM33-.FG1	-Z H1J+H08+P01
	2.6	1.20	55375	377	147300	O4C55.377DE180	2LP069.-0GG.0-1BK0	2KJ3110-9KM33-.FF1	-Z H1J+H08+P01
	2.6	1.47	55375	377	204900	O4C60.377DE180	2LP069.-0GH.0-1BK0	2KJ3110-9KM33-.FF1	-Z H1J+H08+P01
	2.8	0.70	50932	347	107700	O4C45.347DE180	2LP069.-0GE.0-0AK0	2KJ3108-9KM33-.FF1	-Z H1J+H07+P01
	2.8	0.90	50932	347	116100	O4C50.347DE180	2LP069.-0GF.0-0AK0	2KJ3108-9KM33-.FF1	-Z H1J+H07+P01
	2.9	1.36	48785	332	141800	O4C55.332DE180	2LP069.-0GG.0-0BK0	2KJ3110-9KM33-.FE1	-Z H1J+H08+P01
	2.9	1.67	48785	332	197300	O4C60.332DE180	2LP069.-0GH.0-0BK0	2KJ3110-9KM33-.FE1	-Z H1J+H08+P01
	3.2	0.79	45336	309	104600	O4C45.309DE180	2LP069.-0GE.0-8AK0	2KJ3108-9KM33-.FE1	-Z H1J+H07+P01
	3.2	1.01	45336	309	112200	O4C50.309DE180	2LP069.-0GF.0-8AK0	2KJ3108-9KM33-.FE1	-Z H1J+H07+P01
	3.4	1.55	42746	291	136300	O4C55.291DE180	2LP069.-0GG.0-8AK0	2KJ3110-9KM33-.FD1	-Z H1J+H08+P01
	3.4	1.91	42746	291	189600	O4C60.291DE180	2LP069.-0GH.0-8AK0	2KJ3110-9KM33-.FD1	-Z H1J+H08+P01
	3.6	0.90	39785	271	100600	O4C45.271DE180	2LP069.-0GE.0-7AK0	2KJ3108-9KM33-.FD1	-Z H1J+H07+P01
	3.6	1.15	39785	271	107900	O4C50.271DE180	2LP069.-0GF.0-7AK0	2KJ3108-9KM33-.FD1	-Z H1J+H07+P01
	3.8	1.78	37255	254	130800	O4C55.254DE180	2LP069.-0GG.0-7AK0	2KJ3110-9KM33-.FC1	-Z H1J+H08+P01
3.8	2.19	37255	254	182000	O4C60.254DE180	2LP069.-0GH.0-7AK0	2KJ3110-9KM33-.FC1	-Z H1J+H08+P01	
4.1	1.03	34636	236	96500	O4C45.236DE180	2LP069.-0GE.0-6AK0	2KJ3108-9KM33-.FC1	-Z H1J+H07+P01	
4.1	1.32	34636	236	103500	O4C50.236DE180	2LP069.-0GF.0-6AK0	2KJ3108-9KM33-.FC1	-Z H1J+H07+P01	
4.2	1.95	34003	231	127300	O4C55.231DE180	2LP069.-0GG.0-6AK0	2KJ3110-9KM33-.FB1	-Z H1J+H08+P01	
4.2	2.40	34003	231	177000	O4C60.231DE180	2LP069.-0GH.0-6AK0	2KJ3110-9KM33-.FB1	-Z H1J+H08+P01	
4.3	0.77	33292	227	69200	O4C40.227DE180	2LP069.-0GD.0-6AK0	2KJ3108-9KM33-.FG1	-Z H1J+H07+P01	
4.8	1.21	29608	202	92000	O4C45.202DE180	2LP069.-0GE.0-5AK0	2KJ3108-9KM33-.FB1	-Z H1J+H07+P01	
4.8	1.55	29608	202	98700	O4C50.202DE180	2LP069.-0GF.0-5AK0	2KJ3108-9KM33-.FB1	-Z H1J+H07+P01	
4.9	2.26	29271	199	121700	O4C55.199DE180	2LP069.-0GG.0-5AK0	2KJ3110-9KM33-.FA1	-Z H1J+H08+P01	
4.9	2.79	29271	199	169300	O4C60.199DE180	2LP069.-0GH.0-5AK0	2KJ3110-9KM33-.FA1	-Z H1J+H08+P01	
5.0	0.89	28497	194	66100	O4C40.194DE180	2LP069.-0GD.0-5AK0	2KJ3108-9KM33-.FF1	-Z H1J+H07+P01	
5.2	1.68	27297	186	96300	O4C50.186DE180	2LP069.-0GF.0-4AK0	2KJ3110-9KM33-.FE1	-Z H1J+H08+P01	
5.2	2.40	27604	188	119500	O4C55.188DE180	2LP069.-0GG.0-4AK0	2KJ3111-9KM33-.HD1	-Z H1J+P01	
5.2	2.96	27604	188	166300	O4C60.188DE180	2LP069.-0GH.0-4AK0	2KJ3111-9KM33-.HD1	-Z H1J+P01	
5.6	0.80	25367	173	61900	O4C37.173DE180	2LP069.-0GC.0-4AK0	2KJ3108-9KM33-.FE1	-Z H1J+H07+P01	
5.6	1.00	25367	173	63800	O4C40.173DE180	2LP069.-0GD.0-4AK0	2KJ3108-9KM33-.FE1	-Z H1J+H07+P01	
5.7	1.41	25343	173	87800	O4C45.173DE180	2LP069.-0GE.0-4AK0	2KJ3108-9KM33-.FA1	-Z H1J+H07+P01	
5.7	2.65	25001	170	116000	O4C55.170DE180	2LP069.-0GG.0-3AK0	2KJ3111-9KM33-.HC1	-Z H1J+P01	
6.0	1.49	23917	163	86300	O4C45.163DE180	2LP069.-0GE.0-3AK0	2KJ3110-9KM33-.FD1	-Z H1J+H08+P01	
6.0	1.92	23917	163	92600	O4C50.163DE180	2LP069.-0GF.0-3AK0	2KJ3110-9KM33-.FD1	-Z H1J+H08+P01	
6.4	0.92	22261	152	59500	O4C37.152DE180	2LP069.-0GC.0-3AK0	2KJ3108-9KM33-.FD1	-Z H1J+H07+P01	
6.4	1.15	22261	152	61300	O4C40.152DE180	2LP069.-0GD.0-3AK0	2KJ3108-9KM33-.FD1	-Z H1J+H07+P01	

<sup>1)</sup> The specified values refer to continuous stresses. For infrequent, brief stresses please refer to Table 1 on page 3/2.



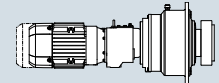
## Planetary geared motors, coaxial

## 6-pole geared motors

## Selection and ordering data (continued)

$P_N$ kW	$n_2$ rpm	$f_B$ -	$T_2$ Nm	$i_{total}$ -	$F_{R2,perm}$ <sup>1)</sup> N	Short product description	FLENDER SIP	SIMOGEAR	Order codes
							planetary gear unit	geared motor	
							Article No.	Article No.	
15	6.9	1.71	20845	142	82800	O4C45.142DE180	2LP069.-0GE.0-2AK0	2KJ3110-9KM33-.FC1	-Z H1J+H08+P01
	6.9	2.20	20845	142	88800	O4C50.142DE180	2LP069.-0GF.0-2AK0	2KJ3110-9KM33-.FC1	-Z H1J+H08+P01
	7.4	0.79	19379	132	52300	O4C35.132DE180	2LP069.-0GB.0-2AK0	2KJ3108-9KM33-.HC1	-Z H1J+P01
	7.4	1.05	19379	132	57100	O4C37.132DE180	2LP069.-0GC.0-2AK0	2KJ3108-9KM33-.FC1	-Z H1J+H07+P01
	7.4	1.32	19379	132	58800	O4C40.132DE180	2LP069.-0GD.0-2AK0	2KJ3108-9KM33-.FC1	-Z H1J+H07+P01
	7.5	1.88	19025	130	80600	O4C45.130DE180	2LP069.-0GE.0-1AK0	2KJ3110-9KM33-.FB1	-Z H1J+H08+P01
	7.5	2.41	19025	130	86400	O4C50.130DE180	2LP069.-0GF.0-1AK0	2KJ3110-9KM33-.FB1	-Z H1J+H08+P01
	8.6	0.92	16566	113	49900	O4C35.113DE180	2LP069.-0GB.0-1AK0	2KJ3108-9KM33-.HB1	-Z H1J+P01
	8.6	1.23	16566	113	54400	O4C37.113DE180	2LP069.-0GC.0-1AK0	2KJ3108-9KM33-.FB1	-Z H1J+H07+P01
	8.6	1.54	16566	113	56100	O4C40.113DE180	2LP069.-0GD.0-1AK0	2KJ3108-9KM33-.FB1	-Z H1J+H07+P01
	8.7	2.18	16378	111	77000	O4C45.111DE180	2LP069.-0GE.0-0AK0	2KJ3110-9KM33-.FA1	-Z H1J+H08+P01
	8.7	2.80	16378	111	82600	O4C50.111DE180	2LP069.-0GF.0-0AK0	2KJ3110-9KM33-.FA1	-Z H1J+H08+P01
	10.1	0.72	14180	96.5	32700	O4C30.97DE132	2LP069.-0GA.0-0AK0	2KJ3108-9KM33-.HA1	-Z H1J+P01
	10.1	1.08	14180	96.5	47700	O4C35.97DE180	2LP069.-0GB.0-0AK0	2KJ3108-9KM33-.HA1	-Z H1J+P01
	10.1	1.44	14180	96.5	52000	O4C37.97DE180	2LP069.-0GC.0-0AK0	2KJ3108-9KM33-.FA1	-Z H1J+H07+P01
18.5	10.1	1.80	14180	96.5	53600	O4C40.97DE180	2LP069.-0GD.0-0AK0	2KJ3108-9KM33-.FA1	-Z H1J+H07+P01
	1.7	0.79	102924	570	216200	O4C60.570DE200	2LP069.-0GH.0-5BL0	2KJ3110-9LL33-.FK1	-Z H1J+H08+P01
	2.0	0.91	89704	497	216200	O4C60.497DE200	2LP069.-0GH.0-4BL0	2KJ3110-9LL33-.FJ1	-Z H1J+H08+P01
	2.2	0.81	81871	453	155400	O4C55.453DE200	2LP069.-0GG.0-3BL0	2KJ3110-9LL33-.FH1	-Z H1J+H08+P01
	2.2	0.99	81871	453	216200	O4C60.453DE200	2LP069.-0GH.0-3BL0	2KJ3110-9LL33-.FH1	-Z H1J+H08+P01
	2.5	0.94	70481	390	148700	O4C55.390DE200	2LP069.-0GG.0-2BL0	2KJ3110-9LL33-.FG1	-Z H1J+H08+P01
	2.5	1.16	70481	390	206900	O4C60.390DE200	2LP069.-0GH.0-2BL0	2KJ3110-9LL33-.FG1	-Z H1J+H08+P01
	2.6	0.97	68079	377	147200	O4C55.377DE200	2LP069.-0GG.0-1BL0	2KJ3110-9LL33-.FF1	-Z H1J+H08+P01
	2.6	1.20	68079	377	204800	O4C60.377DE200	2LP069.-0GH.0-1BL0	2KJ3110-9LL33-.FF1	-Z H1J+H08+P01
	2.9	1.10	59977	332	141700	O4C55.332DE200	2LP069.-0GG.0-0BL0	2KJ3110-9LL33-.FE1	-Z H1J+H08+P01
	2.9	1.36	59977	332	197100	O4C60.332DE200	2LP069.-0GH.0-0BL0	2KJ3110-9LL33-.FE1	-Z H1J+H08+P01
	3.4	1.26	52553	291	136200	O4C55.291DE200	2LP069.-0GG.0-8AL0	2KJ3110-9LL33-.FD1	-Z H1J+H08+P01
	3.4	1.55	52553	291	189500	O4C60.291DE200	2LP069.-0GH.0-8AL0	2KJ3110-9LL33-.FD1	-Z H1J+H08+P01
	3.9	1.44	45802	254	130700	O4C55.254DE200	2LP069.-0GG.0-7AL0	2KJ3110-9LL33-.FC1	-Z H1J+H08+P01
	3.9	1.78	45802	254	181800	O4C60.254DE200	2LP069.-0GH.0-7AL0	2KJ3110-9LL33-.FC1	-Z H1J+H08+P01
	4.2	1.58	41803	231	127100	O4C55.231DE200	2LP069.-0GG.0-6AL0	2KJ3110-9LL33-.FB1	-Z H1J+H08+P01
	4.2	1.95	41803	231	176900	O4C60.231DE200	2LP069.-0GH.0-6AL0	2KJ3110-9LL33-.FB1	-Z H1J+H08+P01
	4.9	1.84	35986	199	121600	O4C55.199DE200	2LP069.-0GG.0-5AL0	2KJ3110-9LL33-.FA1	-Z H1J+H08+P01
	4.9	2.26	35986	199	169100	O4C60.199DE200	2LP069.-0GH.0-5AL0	2KJ3110-9LL33-.FA1	-Z H1J+H08+P01
	5.2	1.95	33937	188	119400	O4C55.188DE200	2LP069.-0GG.0-4AL0	2KJ3111-9LL33-.HD1	-Z H1J+P01
	5.2	2.40	33937	188	166200	O4C60.188DE200	2LP069.-0GH.0-4AL0	2KJ3111-9LL33-.HD1	-Z H1J+P01
5.3	1.37	33559	186	96200	O4C50.186DE200	2LP069.-0GF.0-4AL0	2KJ3110-9LL33-.FE1	-Z H1J+H08+P01	
5.7	2.15	30736	170	115900	O4C55.170DE200	2LP069.-0GG.0-3AL0	2KJ3111-9LL33-.HC1	-Z H1J+P01	
5.7	2.65	30736	170	161300	O4C60.170DE200	2LP069.-0GH.0-3AL0	2KJ3111-9LL33-.HC1	-Z H1J+P01	
6.0	1.21	29403	163	86200	O4C45.163DE200	2LP069.-0GE.0-3AL0	2KJ3110-9LL33-.FD1	-Z H1J+H08+P01	
6.0	1.56	29403	163	92500	O4C50.163DE200	2LP069.-0GF.0-3AL0	2KJ3110-9LL33-.FD1	-Z H1J+H08+P01	
6.6	2.47	26758	148	111200	O4C55.148DE200	2LP069.-0GG.0-2AL0	2KJ3111-9LL33-.HB1	-Z H1J+P01	
6.9	1.39	25627	142	82700	O4C45.142DE200	2LP069.-0GE.0-2AL0	2KJ3110-9LL33-.FC1	-Z H1J+H08+P01	
6.9	1.79	25627	142	88700	O4C50.142DE200	2LP069.-0GF.0-2AL0	2KJ3110-9LL33-.FC1	-Z H1J+H08+P01	
7.5	2.80	23671	131	107200	O4C55.131DE200	2LP069.-0GG.0-1AL0	2KJ3112-9LL33-.FB1	-Z H1J+H09+P01	
7.6	1.52	23390	130	80500	O4C45.130DE200	2LP069.-0GE.0-1AL0	2KJ3110-9LL33-.FB1	-Z H1J+H08+P01	
7.6	1.96	23390	130	86300	O4C50.130DE200	2LP069.-0GF.0-1AL0	2KJ3110-9LL33-.FB1	-Z H1J+H08+P01	
8.8	1.77	20135	111	77000	O4C45.111DE200	2LP069.-0GE.0-0AL0	2KJ3110-9LL33-.FA1	-Z H1J+H08+P01	

<sup>1)</sup> The specified values refer to continuous stresses. For infrequent, brief stresses please refer to Table 1 on page 3/2.



## Selection and ordering data (continued)

$P_N$ kW	$n_2$ rpm	$f_B$ -	$T_2$ Nm	$i_{total}$ -	$F_{R2,perm}$ <sup>1)</sup> N	Short product description	FLENDER SIP planetary gear unit	SIMOGEAR geared motor	Order codes
							Article No.	Article No.	
18.5	8.8	2.28	20135	111	82600	O4C50.111DE200	2LP069.-0GF.0-0AL0	2KJ3110-9LL33-.FA1	-Z H1J+H08+P01
	22	2.0	0.76	106691	497	216200	O4C60.497DE200	2LP069.-0GH.0-4BL0	2KJ3110-9LM33-.FJ1
22	2.2	0.84	97375	453	216200	O4C60.453DE200	2LP069.-0GH.0-3BL0	2KJ3110-9LM33-.FH1	-Z H1J+H08+P01
	2.5	0.79	83828	390	148700	O4C55.390DE200	2LP069.-0GG.0-2BL0	2KJ3110-9LM33-.FG1	-Z H1J+H08+P01
	2.5	0.97	83828	390	206900	O4C60.390DE200	2LP069.-0GH.0-2BL0	2KJ3110-9LM33-.FG1	-Z H1J+H08+P01
	2.6	0.82	80971	377	147200	O4C55.377DE200	2LP069.-0GG.0-1BL0	2KJ3110-9LM33-.FF1	-Z H1J+H08+P01
	2.6	1.01	80971	377	204800	O4C60.377DE200	2LP069.-0GH.0-1BL0	2KJ3110-9LM33-.FF1	-Z H1J+H08+P01
	2.9	0.93	71335	332	141700	O4C55.332DE200	2LP069.-0GG.0-0BL0	2KJ3110-9LM33-.FE1	-Z H1J+H08+P01
	2.9	1.14	71335	332	197100	O4C60.332DE200	2LP069.-0GH.0-0BL0	2KJ3110-9LM33-.FE1	-Z H1J+H08+P01
	3.4	1.06	62505	291	136200	O4C55.291DE200	2LP069.-0GG.0-8AL0	2KJ3110-9LM33-.FD1	-Z H1J+H08+P01
	3.4	1.30	62505	291	189500	O4C60.291DE200	2LP069.-0GH.0-8AL0	2KJ3110-9LM33-.FD1	-Z H1J+H08+P01
	3.9	1.22	54475	254	130700	O4C55.254DE200	2LP069.-0GG.0-7AL0	2KJ3110-9LM33-.FC1	-Z H1J+H08+P01
	3.9	1.50	54475	254	181800	O4C60.254DE200	2LP069.-0GH.0-7AL0	2KJ3110-9LM33-.FC1	-Z H1J+H08+P01
	4.2	1.33	49720	231	127100	O4C55.231DE200	2LP069.-0GG.0-6AL0	2KJ3110-9LM33-.FB1	-Z H1J+H08+P01
	4.2	1.64	49720	231	176900	O4C60.231DE200	2LP069.-0GH.0-6AL0	2KJ3110-9LM33-.FB1	-Z H1J+H08+P01
	4.9	1.55	42801	199	121600	O4C55.199DE200	2LP069.-0GG.0-5AL0	2KJ3110-9LM33-.FA1	-Z H1J+H08+P01
	4.9	1.91	42801	199	169100	O4C60.199DE200	2LP069.-0GH.0-5AL0	2KJ3110-9LM33-.FA1	-Z H1J+H08+P01
	5.2	1.64	40363	188	119400	O4C55.188DE200	2LP069.-0GG.0-4AL0	2KJ3111-9LM33-.HD1	-Z H1J+P01
	5.2	2.02	40363	188	166200	O4C60.188DE200	2LP069.-0GH.0-4AL0	2KJ3111-9LM33-.FD1	-Z H1J+P01
	5.3	1.15	39914	186	96200	O4C50.186DE200	2LP069.-0GF.0-4AL0	2KJ3110-9LM33-.FE1	-Z H1J+H08+P01
	5.7	1.81	36557	170	115900	O4C55.170DE200	2LP069.-0GG.0-3AL0	2KJ3111-9LM33-.HC1	-Z H1J+P01
	5.7	2.23	36557	170	161300	O4C60.170DE200	2LP069.-0GH.0-3AL0	2KJ3111-9LM33-.FC1	-Z H1J+P01
	6.0	1.02	35004	163	86300	O4C45.163DE200	2LP069.-0GE.0-3AL0	2KJ3110-9LM33-.FD1	-Z H1J+H08+P01
	6.0	1.31	34972	163	92500	O4C50.163DE200	2LP069.-0GF.0-3AL0	2KJ3110-9LM33-.FD1	-Z H1J+H08+P01
	6.5	2.54	32106	149	155100	O4C60.149DE200	2LP069.-0GH.0-2AL0	2KJ3112-9LM33-.FC1	-Z H1J+H09+P01
	6.6	2.08	31825	148	111200	O4C55.148DE200	2LP069.-0GG.0-2AL0	2KJ3111-9LM33-.HB1	-Z H1J+P01
	6.9	1.17	30509	142	82800	O4C45.142DE200	2LP069.-0GE.0-2AL0	2KJ3110-9LM33-.FC1	-Z H1J+H08+P01
	6.9	1.51	30480	142	88700	O4C50.142DE200	2LP069.-0GF.0-2AL0	2KJ3110-9LM33-.FC1	-Z H1J+H08+P01
	7.5	1.28	27845	130	80600	O4C45.130DE200	2LP069.-0GE.0-1AL0	2KJ3110-9LM33-.FB1	-Z H1J+H08+P01
	7.5	2.35	28180	131	107200	O4C55.131DE200	2LP069.-0GG.0-1AL0	2KJ3112-9LM33-.FB1	-Z H1J+H09+P01
7.5	2.90	28180	131	149100	O4C60.131DE200	2LP069.-0GH.0-1AL0	2KJ3112-9LM33-.FB1	-Z H1J+H09+P01	
7.6	1.65	27845	130	86300	O4C50.130DE200	2LP069.-0GF.0-1AL0	2KJ3110-9LM33-.FB1	-Z H1J+H08+P01	
8.7	1.49	23970	111	77000	O4C45.111DE200	2LP069.-0GE.0-0AL0	2KJ3110-9LM33-.FA1	-Z H1J+H08+P01	
8.8	1.92	23970	111	82600	O4C50.111DE200	2LP069.-0GF.0-0AL0	2KJ3110-9LM33-.FA1	-Z H1J+H08+P01	
30	2.5	0.72	113956	390	206600	O4C60.390DE225	2LP069.-0GH.0-2BM0	2KJ3110-9MK33-.FG1	-Z H1J+H08+P01
	2.6	0.74	110072	377	204500	O4C60.377DE225	2LP069.-0GH.0-1BM0	2KJ3110-9MK33-.FF1	-Z H1J+H08+P01
	3.0	0.84	96973	332	196900	O4C60.332DE225	2LP069.-0GH.0-0BM0	2KJ3110-9MK33-.FE1	-Z H1J+H08+P01
	3.4	0.78	84969	291	136000	O4C55.291DE225	2LP069.-0GG.0-8AM0	2KJ3110-9MK33-.FD1	-Z H1J+H08+P01
	3.4	0.96	84969	291	189200	O4C60.291DE225	2LP069.-0GH.0-8AM0	2KJ3110-9MK33-.FD1	-Z H1J+H08+P01
	3.9	0.90	74054	254	130500	O4C55.254DE225	2LP069.-0GG.0-7AM0	2KJ3110-9MK33-.FC1	-Z H1J+H08+P01
	3.9	1.10	74054	254	181600	O4C60.254DE225	2LP069.-0GH.0-7AM0	2KJ3110-9MK33-.FC1	-Z H1J+H08+P01
	4.2	0.98	67589	231	127000	O4C55.231DE225	2LP069.-0GG.0-6AM0	2KJ3110-9MK33-.FB1	-Z H1J+H08+P01
	4.2	1.21	67589	231	176700	O4C60.231DE225	2LP069.-0GH.0-6AM0	2KJ3110-9MK33-.FB1	-Z H1J+H08+P01
	4.9	1.14	58184	199	121400	O4C55.199DE225	2LP069.-0GG.0-5AM0	2KJ3110-9MK33-.FA1	-Z H1J+H08+P01
	4.9	1.40	58184	199	168900	O4C60.199DE225	2LP069.-0GH.0-5AM0	2KJ3110-9MK33-.FA1	-Z H1J+H08+P01
	5.2	1.21	54870	188	119300	O4C55.188DE225	2LP069.-0GG.0-4AM0	2KJ3111-9MK33-.FD1	-Z H1J+P01
	5.2	1.49	54870	188	165900	O4C60.188DE225	2LP069.-0GH.0-4AM0	2KJ3111-9MK33-.FD1	-Z H1J+P01
5.3	0.85	54259	186	96100	O4C50.186DE225	2LP069.-0GF.0-4AM0	2KJ3110-9MK33-.FE1	-Z H1J+H08+P01	

<sup>1)</sup> The specified values refer to continuous stresses. For infrequent, brief stresses please refer to Table 1 on page 3/2.





## Planetary geared motors, coaxial

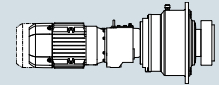
## 6-pole geared motors

## Selection and ordering data (continued)

$P_N$ kW	$n_2$ rpm	$f_B$ -	$T_2$ Nm	$i_{total}$ -	$F_{R2,perm}^{1)}$ N	Short product description	FLENDER SIP planetary gear unit	SIMOGEAR geared motor	Order codes
							Article No.	Article No.	
30	5.8	1.33	49695	170	115800	O4C55.170DE225	2LP069.-0GG.0-3AM0	2KJ3111-9MK33-.FC1	-Z H1J+P01
	5.8	1.64	49695	170	161100	O4C60.170DE225	2LP069.-0GH.0-3AM0	2KJ3111-9MK33-.FC1	-Z H1J+P01
	6.0	0.75	47541	163	86100	O4C45.163DE225	2LP069.-0GE.0-3AM0	2KJ3110-9MK33-.FD1	-Z H1J+H08+P01
	6.0	0.97	47541	163	92400	O4C50.163DE225	2LP069.-0GF.0-3AM0	2KJ3110-9MK33-.FD1	-Z H1J+H08+P01
	6.6	1.53	43263	148	111100	O4C55.148DE225	2LP069.-0GG.0-2AM0	2KJ3111-9MK33-.FB1	-Z H1J+P01
	6.6	1.87	43645	149	154900	O4C60.149DE225	2LP069.-0GH.0-2AM0	2KJ3112-9MK33-.FC1	-Z H1J+H09+P01
	6.9	0.86	41435	142	82600	O4C45.142DE225	2LP069.-0GE.0-2AM0	2KJ3110-9MK33-.FC1	-Z H1J+H08+P01
	6.9	1.11	41435	142	88600	O4C50.142DE225	2LP069.-0GF.0-2AM0	2KJ3110-9MK33-.FC1	-Z H1J+H08+P01
	7.5	1.73	38272	131	107100	O4C55.131DE225	2LP069.-0GG.0-1AM0	2KJ3112-9MK33-.FB1	-Z H1J+H09+P01
	7.5	2.13	38272	131	148900	O4C60.131DE225	2LP069.-0GH.0-1AM0	2KJ3112-9MK33-.FB1	-Z H1J+H09+P01
	7.6	0.94	37817	130	80400	O4C45.130DE225	2LP069.-0GE.0-1AM0	2KJ3110-9MK33-.FB1	-Z H1J+H08+P01
	7.6	1.21	37817	130	86200	O4C50.130DE225	2LP069.-0GF.0-1AM0	2KJ3110-9MK33-.FB1	-Z H1J+H08+P01
	8.8	1.10	32555	111	76900	O4C45.111DE225	2LP069.-0GE.0-0AM0	2KJ3110-9MK33-.FA1	-Z H1J+H08+P01
	8.8	1.41	32555	111	82400	O4C50.111DE225	2LP069.-0GF.0-0AM0	2KJ3110-9MK33-.FA1	-Z H1J+H08+P01
	9.6	2.22	29924	102	99400	O4C55.102DE225	2LP069.-0GG.0-0AM0	2KJ3112-9MK33-.FA1	-Z H1J+H09+P01
	9.6	2.73	29924	102	138300	O4C60.102DE225	2LP069.-0GH.0-0AM0	2KJ3112-9MK33-.FA1	-Z H1J+H09+P01
37	5.2	0.98	67460	188	119200	O4C55.188DE250	2LP069.-0GG.0-4AN0	2KJ3111-9ND33-.HD1	-Z H1J+P01
	5.2	1.21	67648	188	166200	O4C60.188DE250	2LP069.-0GH.0-4AN0	2KJ3111-9ND33-.HD1	-Z H1J+P01
	5.7	1.33	61268	170	161300	O4C60.170DE250	2LP069.-0GH.0-3AN0	2KJ3111-9ND33-.HC1	-Z H1J+P01
	5.8	1.08	61098	170	115700	O4C55.170DE250	2LP069.-0GG.0-3AN0	2KJ3111-9ND33-.HC1	-Z H1J+P01
	6.5	1.52	53809	149	155100	O4C60.149DE250	2LP069.-0GH.0-2AN0	2KJ3112-9ND33-.FC1	-Z H1J+H09+P01
	6.6	1.24	53189	148	111000	O4C55.148DE250	2LP069.-0GG.0-2AN0	2KJ3111-9ND33-.HB1	-Z H1J+P01
	7.5	1.41	47054	131	107000	O4C55.131DE250	2LP069.-0GG.0-1AN0	2KJ3112-9ND33-.FB1	-Z H1J+H09+P01
	7.5	1.73	47185	131	149100	O4C60.131DE250	2LP069.-0GH.0-1AN0	2KJ3112-9ND33-.FB1	-Z H1J+H09+P01
	9.6	1.80	36790	102	99400	O4C55.102DE250	2LP069.-0GG.0-0AN0	2KJ3112-9ND33-.FG1	-Z H1J+H09+P01
	9.6	2.21	36790	102	138200	O4C60.102DE250	2LP069.-0GH.0-0AN0	2KJ3112-9ND33-.FA1	-Z H1J+H09+P01

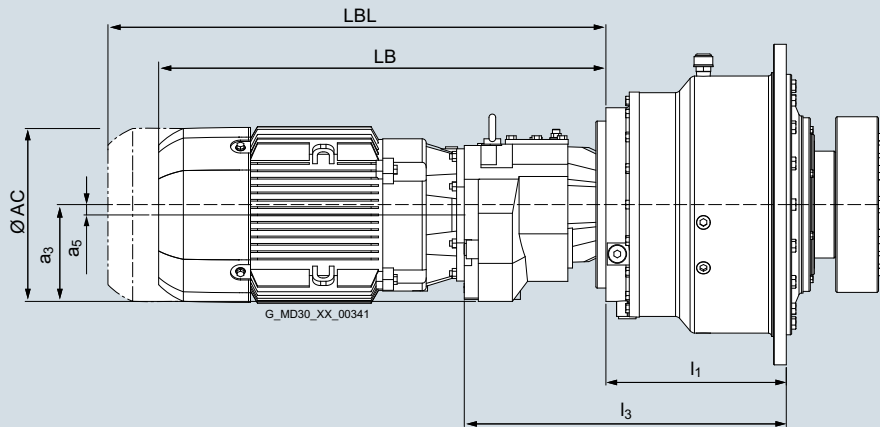
<sup>1)</sup> The specified values refer to continuous stresses. For infrequent, brief stresses please refer to Table 1 on page 3/2.

## Planetary geared motors, coaxial



## Dimensions of planetary geared motor – Types O4/O5, coaxial

## Selection and ordering data

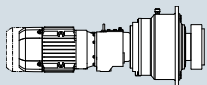


Position of the Article No. 1 to 6 7 8 9 10 11 12 13 14 15 16

FLENDER SIP planetary gear unit Article No. **2LP069** . - **0 G** . **0** - . . . . **0**

Gear unit size	Transmission ratio range	Dimensions in mm					Dimensions LB/LBL and AC in accordance with the following SIMOGEAR and selected motor size <sup>1)</sup>	Oil quantities in liters		Weight in kg		
		$i_{tot}$	$l_1$	$l_3$	$a_3$	$a_5$		approx.	approx.	$m_{tot}$	without motor <sup>2)</sup>	
							Helical stages	Planetary stages				
<b>30</b>	97 to 194	230	499.5	181.5	18.9	ZZ89	2.2	1.5	145	<b>A</b>		
	205 to 326		444	145	15.5	ZF79	1.1	137				
	347 to 12584		409	116	3.9	ZF/DF49	0.6	112				
<b>35</b>	97 to 304	249	518.5	181.5	18.9	ZZ89	2.2	1.6	174	<b>B</b>		
	326 to 485		463	145	15.5	ZF79	1.1	166				
	536 to 12584		428	116	3.9	ZF/DF49	0.6	141				
<b>37</b>	97 to 173	264	533.5	181.5	18.9	ZF89	2.2	2.2	211	<b>C</b>		
	177 to 582		478	145	15.5	ZF79	1.1	203				
	627 to 14716		468	132	21.3	ZF/DF69	0.7	186				
<b>40</b>	97 to 227	270	539.5	181.5	18.9	ZF89	2.2	2.4	231	<b>D</b>		
	234 to 866		484	145	15.5	ZF79	1.1	223				
	968 to 14716		474	132	21.3	ZF/DF69	0.7	206				
<b>45</b>	111 to 163	303.5	616.5	225.5	17.4	ZF109	3.0	3.9	396	<b>E</b>		
	173 to 702		573	181.5	18.9	ZF89	2.2	318				
	775 to 14794		517.5	145	15.5	ZF/DF79	1.1	305				
<b>50</b>	111 to 186	325.5	638.5	225.5	17.4	ZF109	3.0	4.5	452	<b>F</b>		
	202 to 1766		595	181.5	18.9	ZF89	2.2	374				
	1789 to 14794		539.5	145	15.5	ZF/DF79	1.1	361				
<b>55</b>	102 to 131	383	797	318.5	29.6	ZF149	9.4	6.0	818	<b>G</b>		
	148 to 188		757	253	24.1	ZZ129	6.0	662				
	199 to 738		696	225.5	17.4	ZF109	3.0	602				
	786 to 13960		652.5	181.5	18.9	ZF/DF89	2.2	540				
<b>60</b>	102 to 149	402	816	318.5	29.6	ZF149	9.4	6.9	818	<b>H</b>		
	170 to 188		776	253	24.1	ZZ129	6.0	752				
	199 to 1708		715	225.5	17.4	ZF109	3.0	692				
	1766 to 13960		671.5	181.5	18.9	ZF/DF89	2.2	630				

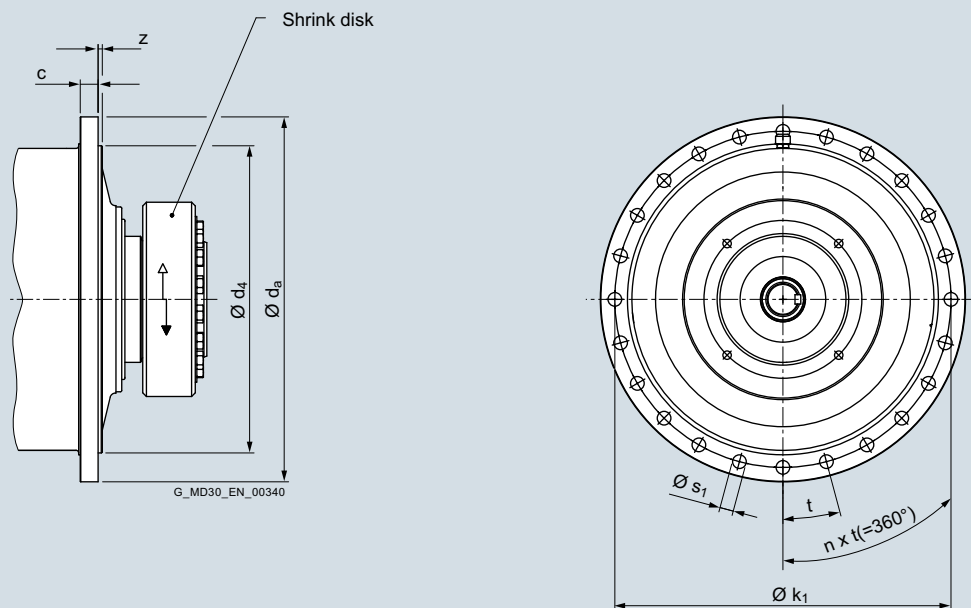
<sup>1)</sup> For dimensions LB/LBL and AC, see page 8/42 onwards.<sup>2)</sup> For the additional weight of the motor, see page 8/7 onwards.



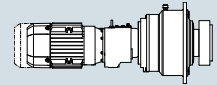
## Planetary geared motors, coaxial

### Dimensions of planetary geared motor – flange at LSS end – Types O4/O5, coaxial

#### Selection and ordering data



Gear unit size	Dimensions in mm							
	Flange							
	c	Ø d <sub>a</sub>	Ø d <sub>4</sub> f7	Ø k <sub>1</sub>	z	Ø s <sub>1</sub>	n	t
<b>30</b>	17	375	290	335	8	17.5	16	22.5 °
<b>35</b>	17	425	340	385	8	17.5	20	18 °
<b>37</b>	19	450	370	410	8	17.5	24	15 °
<b>40</b>	19	480	390	435	8	22	18	20 °
<b>45</b>	19	540	445	490	8	22	20	18 °
<b>50</b>	24	585	495	540	8	22	24	15 °
<b>55</b>	29	650	535	595	8	26	24	15 °
<b>60</b>	34	695	585	640	8	26	24	15 °

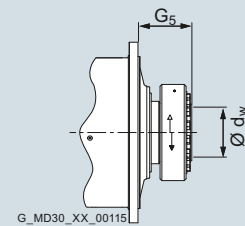


## Selection and ordering data

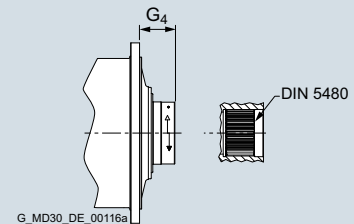
## Output

Position of the Article No.		1 to 6	7	8	9	10	11	12	13	14	15	16
Article No.		<b>2LP069</b> ■ - 0 G . . 0 - 0 . . 0										
Gear unit size	Dimensions in mm											
	$G_5$	$\varnothing d_w$ H7										
30	133	90										
35	138	100										
37	149	110										
40	152	120										
45	166	130										
50	167	140										
55	185	165										
60	207	180										
	$G_4$	Spline in accordance with DIN 5480										
30	84	N 90 × 3 × 28 × 9H										
35	82	N 100 × 3 × 32 × 9H										
37	101	N 110 × 3 × 35 × 9H										
40	104	N 120 × 3 × 38 × 9H										
45	117	N 130 × 5 × 24 × 9H										
50	114	N 140 × 5 × 26 × 9H										
55	130	N 170 × 5 × 32 × 9H										
60	136	N 180 × 5 × 34 × 9H										
	$G_2$	$\varnothing d_2$ n6	$l_2$	$l_3$	b N9							
30	234	110	165	154	28							
35	255	120	185	176	32							
37	278	130	205	196	32							
40	289	140	215	198	36							
45	314	150	235	218	36							
50	334	160	255	240	40							
55	371	200	290	272.5	45							
60	378	220	295	275	50							
	$G_2$	Spline in accordance with DIN 5480										
30	131.5	W110 × 3 × 35 × 8h										
35	140.5	W120 × 3 × 38 × 8h										
37	148	W130 × 3 × 42 × 8h										
40	151.5	W140 × 3 × 45 × 8h										
45	164	W150 × 3 × 48 × 8h										
50	165	W160 × 3 × 52 × 8h										
55	164	W200 × 3 × 65 × 8h										
60	180.5	W220 × 5 × 42 × 8h										
	$G_7$	$b_6$	$\varnothing d_4$ h6	$\varnothing d_5$	$\varnothing d_7$	m	u					
30	120.5	20	165	210	22	10	36°					
35	129.5	22.5	175	217.5	22	12	30°					
37	137	22.5	190	227.5	22	16	22.5°					
40	140.5	22.5	205	247.5	22	18	20°					
45	153	25	220	270	26	16	22.5°					
50	154	25	230	285	26	18	20°					
55	153	27.5	290	355	33	16	22.5°					
60	169.5	27.5	315	380	33	16	22.5°					

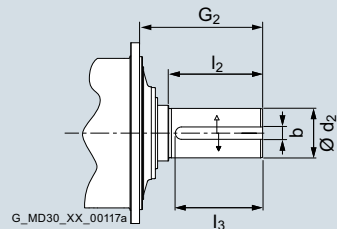
## 0 Hollow shaft for shrink disk



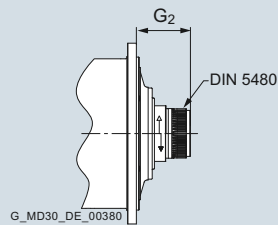
## 1 Hollow shaft with spline in accordance with DIN 5480



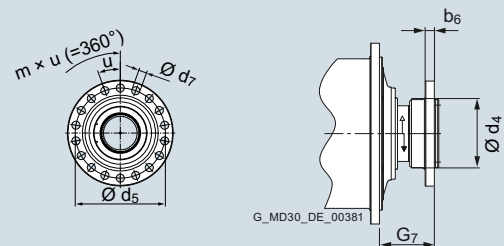
## 2 Cylindrical shaft end with keyway



## 3 Cylindrical shaft end with spline in accordance with DIN 5480



## 4 Flanged shaft



See Chapter 7 for the complete connection dimensions of the low speed shaft (LSS).




## Planetary geared motors, coaxial

### Notes

3

## Planetary geared motors, right-angled



### 4/2

#### Introduction

4/2

Speeds  $n_2$

4/2

Radial forces on low speed shaft (LSS)

4/2

Axial forces on low speed shaft (LSS)

4/2

Service factor  $f_B$

### 4/3

#### Selection and ordering data

4/3

4-pole geared motors

4/31

2-pole geared motors

4/53

6-pole geared motors

4/79

Gear unit dimensions

Type O5, right-angled

4/80

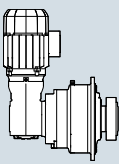
Dimensions of planetary geared motor –  
flange at LSS end –

Type O5, right-angled

4/81

Gear unit dimensions – LSS end

Type O5, right-angled



## Planetary geared motors, right-angled

### Introduction

#### Overview

##### Speeds $n_2$

The speeds  $n_2$  refer to operation at  $f = 50$  Hz. Conversion is required in the case of different line frequencies.

##### Radial forces on low speed shaft (LSS)

The permissible radial forces on LSS given in this chapter refer to continuous stresses. In the case of infrequent, brief stresses, the values in the table below are permissible. The values apply to the LSS variant of the hollow shaft with spline in accordance with DIN 5480 and a point of application of the radial force in the center of the spline. Different force-application points or other LSS variants on request. The values apply for a standard bearing service life of  $L_{10h} = 10000$  hours.

Gear unit size	$F_{2R,max}$ [N]
30	45500
35	69400
37	76000
40	80800
45	107700
50	121300
55	155400
60	216200

##### Axial forces on low speed shaft (LSS)

Axial forces on LSS are available on request.

##### Service factor $f_B$

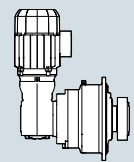
The service factors  $f_B$  given in the tables below apply to the entire planetary geared motor.

##### Short product description

[For explanations on the short product description, see page 1/2.](#)

##### Transmission ratio overview

[For an overview of the possible transmission ratios and the IEC motors that can be mounted in each case, see Chapter 6.](#)  
The motor sizes in the line of the K4 adapter are decisive here.

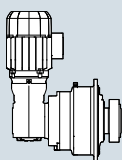


## Selection and ordering data

$P_N$ kW	$n_2$ rpm	$f_B$ -	$T_2$ Nm	$i_{total}$ -	$F_{R2,perm}^{1)}$ N	Short product description	FLENDER SIP planetary gear unit Article No.	SIMOGEAR geared motor Article No.	Order codes
0.09	0.16	1.86	5473	8971	45500	O5R30.8971DE63	2LP069.-0HA.0-7DB0	2KJ3505-9BB11-.FJ2	-Z H1J+H05
	0.16	2.80	5473	8971	69400	O5R35.8971DE63	2LP069.-0HB.0-7DB0	2KJ3505-9BB11-.FJ2	-Z H1J+H05
	0.18	2.10	4866	7977	45500	O5R30.7977DE63	2LP069.-0HA.0-6DB0	2KJ3505-9BB11-.FH2	-Z H1J+H05
	0.20	2.39	4273	7004	45500	O5R30.7004DE63	2LP069.-0HA.0-5DB0	2KJ3505-9BB11-.FG2	-Z H1J+H05
	0.22	2.63	3884	6367	45500	O5R30.6367DE63	2LP069.-0HA.0-4DB0	2KJ3505-9BB11-.FF2	-Z H1J+H05
0.12	0.15	1.34	7626	8971	45500	O5R30.8971DE63	2LP069.-0HA.0-7DB0	2KJ3505-9BC11-.FJ2	-Z H1J+H05
	0.15	2.01	7626	8971	69400	O5R35.8971DE63	2LP069.-0HB.0-7DB0	2KJ3505-9BC11-.FJ2	-Z H1J+H05
	0.15	2.73	7486	8807	76000	O5R37.8807DE63	2LP069.-0HC.0-0EB0	2KJ3507-9BC11-.FH2	-Z H1J+H06
	0.17	1.50	6780	7977	45500	O5R30.7977DE63	2LP069.-0HA.0-6DB0	2KJ3505-9BC11-.FH2	-Z H1J+H05
	0.17	2.26	6780	7977	69400	O5R35.7977DE63	2LP069.-0HB.0-6DB0	2KJ3505-9BC11-.FH2	-Z H1J+H05
	0.17	3.00	6805	8006	76000	O5R37.8006DE63	2LP069.-0HC.0-8DB0	2KJ3507-9BC11-.FG2	-Z H1J+H06
	0.19	1.71	5954	7004	45500	O5R30.7004DE63	2LP069.-0HA.0-5DB0	2KJ3505-9BC11-.FG2	-Z H1J+H05
	0.19	2.57	5954	7004	69400	O5R35.7004DE63	2LP069.-0HB.0-5DB0	2KJ3505-9BC11-.FG2	-Z H1J+H05
	0.21	1.89	5412	6367	45500	O5R30.6367DE63	2LP069.-0HA.0-4DB0	2KJ3505-9BC11-.FF2	-Z H1J+H05
	0.21	2.83	5412	6367	69400	O5R35.6367DE63	2LP069.-0HB.0-4DB0	2KJ3505-9BC11-.FF2	-Z H1J+H05
	0.25	2.20	4631	5448	45500	O5R30.5448DE63	2LP069.-0HA.0-3DB0	2KJ3505-9BC11-.FE2	-Z H1J+H05
	0.27	2.42	4210	4952	45500	O5R30.4952DE63	2LP069.-0HA.0-2DB0	2KJ3505-9BC11-.FD2	-Z H1J+H05
	0.31	2.74	3721	4378	45500	O5R30.4378DE63	2LP069.-0HA.0-1DB0	2KJ3505-9BC11-.FC2	-Z H1J+H05
0.18	0.12	2.57	13897	10942	107700	O5R45.10942DE63	2LP069.-0HE.0-8DB0	2KJ3508-9BD11-.HJ2	H1J
	0.14	2.83	12634	9948	107700	O5R45.9948DE63	2LP069.-0HE.0-7DB0	2KJ3508-9BD11-.HH2	H1J
	0.15	0.90	11394	8971	45500	O5R30.8971DE63	2LP069.-0HA.0-7DB0	2KJ3505-9BD11-.FJ2	-Z H1J+H05
	0.15	1.34	11394	8971	69400	O5R35.8971DE63	2LP069.-0HB.0-7DB0	2KJ3505-9BD11-.FJ2	-Z H1J+H05
	0.15	1.82	11185	8807	76000	O5R37.8807DE63	2LP069.-0HC.0-7DB0	2KJ3507-9BD11-.FH2	-Z H1J+H06
	0.15	2.28	11185	8807	80800	O5R40.8807DE63	2LP069.-0HD.0-0EB0	2KJ3507-9BD11-.FH2	-Z H1J+H06
	0.17	1.01	10131	7977	45500	O5R30.7977DE63	2LP069.-0HA.0-6DB0	2KJ3505-9BD11-.FH2	-Z H1J+H05
	0.17	1.51	10131	7977	69400	O5R35.7977DE63	2LP069.-0HB.0-6DB0	2KJ3505-9BD11-.FH2	-Z H1J+H05
	0.17	2.01	10168	8006	76000	O5R37.8006DE63	2LP069.-0HC.0-6DB0	2KJ3507-9BD11-.FG2	-Z H1J+H06
	0.17	2.51	10168	8006	80800	O5R40.8006DE63	2LP069.-0HD.0-8DB0	2KJ3507-9BD11-.FG2	-Z H1J+H06
	0.19	1.15	8895	7004	45500	O5R30.7004DE63	2LP069.-0HA.0-5DB0	2KJ3505-9BD11-.FG2	-Z H1J+H05
	0.19	1.72	8895	7004	69400	O5R35.7004DE63	2LP069.-0HB.0-5DB0	2KJ3505-9BD11-.FG2	-Z H1J+H05
	0.20	2.36	8648	6810	76000	O5R37.6810DE63	2LP069.-0HC.0-5DB0	2KJ3507-9BD11-.FF2	-Z H1J+H06
	0.20	2.95	8648	6810	80800	O5R40.6810DE63	2LP069.-0HD.0-7DB0	2KJ3507-9BD11-.FF2	-Z H1J+H06
	0.21	1.26	8087	6367	45500	O5R30.6367DE63	2LP069.-0HA.0-4DB0	2KJ3505-9BD11-.FF2	-Z H1J+H05
	0.21	1.89	8087	6367	69400	O5R35.6367DE63	2LP069.-0HB.0-4DB0	2KJ3505-9BD11-.FF2	-Z H1J+H05
	0.22	2.60	7862	6191	76000	O5R37.6191DE63	2LP069.-0HC.0-4DB0	2KJ3507-9BD11-.FE2	-Z H1J+H06
	0.24	2.91	7015	5523	76000	O5R37.5523DE63	2LP069.-0HC.0-3DB0	2KJ3507-9BD11-.FD2	-Z H1J+H06
	0.25	1.47	6919	5448	45500	O5R30.5448DE63	2LP069.-0HA.0-3DB0	2KJ3505-9BD11-.FE2	-Z H1J+H05
	0.25	2.21	6919	5448	69400	O5R35.5448DE63	2LP069.-0HB.0-3DB0	2KJ3505-9BD11-.FE2	-Z H1J+H05
0.27	1.62	6290	4952	45500	O5R30.4952DE63	2LP069.-0HA.0-2DB0	2KJ3505-9BD11-.FD2	-Z H1J+H05	
0.27	2.43	6290	4952	69400	O5R35.4952DE63	2LP069.-0HB.0-2DB0	2KJ3505-9BD11-.FD2	-Z H1J+H05	
0.31	1.84	5560	4378	45500	O5R30.4378DE63	2LP069.-0HA.0-1DB0	2KJ3505-9BD11-.FC2	-Z H1J+H05	
0.31	2.75	5560	4378	69400	O5R35.4378DE63	2LP069.-0HB.0-1DB0	2KJ3505-9BD11-.FC2	-Z H1J+H05	
0.34	2.02	5054	3980	45500	O5R30.3980DE63	2LP069.-0HA.0-0DB0	2KJ3505-9BD11-.FB2	-Z H1J+H05	
0.39	2.30	4427	3486	45500	O5R30.3486DE63	2LP069.-0HA.0-8CB0	2KJ3505-9BD11-.FA2	-Z H1J+H05	
0.42	2.50	4087	3218	45500	O5R30.3218DE63	2LP069.-0HA.0-7CB0	2KJ3505-9BD11-.FX1	-Z H1J+H05	
0.47	2.82	3618	2849	45500	O5R30.2849DE63	2LP069.-0HA.0-6CB0	2KJ3505-9BD11-.FW1	-Z H1J+H05	
0.25	0.12	1.84	19368	10942	107700	O5R45.10942DE71	2LP069.-0HE.0-8DC0	2KJ3510-9CD11-.HJ2	H1J
	0.13	2.50	18380	10384	121300	O5R50.10384DE71	2LP069.-0HF.0-8DC0	2KJ3510-9CD11-.HK2	H1J

<sup>1)</sup> The specified values refer to continuous stresses. For infrequent, brief stresses please refer to Table 1 on page 4/2.





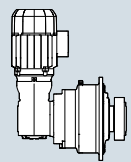
## Planetary geared motors, right-angled

### 4-pole geared motors

#### Selection and ordering data (continued)

$P_N$ kW	$n_2$ rpm	$f_B$ -	$T_2$ Nm	$i_{total}$ -	$F_{R2,perm}^{1)}$ N	Short product description	FLENDER SIP planetary gear unit Article No.	SIMOGEAR geared motor Article No.	Order codes
0.25	0.14	2.03	17607	9948	107700	O5R45.9948DE71	2LP069.-0HE.0-7DC0	2KJ3510-9CD11-.HH2	H1J
	0.14	2.75	16710	9440	121300	O5R50.9440DE71	2LP069.-0HF.0-7DC0	2KJ3510-9CD11-.HJ2	H1J
	0.15	0.96	15879	8971	69400	O5R35.8971DE71	2LP069.-0HB.0-7DC0	2KJ3505-9CD11-.FJ2	-Z H1J+H05
	0.15	1.31	15589	8807	76000	O5R37.8807DE71	2LP069.-0HC.0-7DC0	2KJ3507-9CD11-.FH2	-Z H1J+H06
	0.15	1.64	15589	8807	80800	O5R40.8807DE71	2LP069.-0HD.0-0EC0	2KJ3507-9CD11-.FH2	-Z H1J+H06
	0.16	2.38	14975	8461	107700	O5R45.8461DE71	2LP069.-0HE.0-6DC0	2KJ3510-9CD11-.HG2	H1J
	0.17	0.72	14119	7977	45500	O5R30.7977DE71	2LP069.-0HA.0-6DC0	2KJ3505-9CD11-.FH2	-Z H1J+H05
	0.17	1.08	14119	7977	69400	O5R35.7977DE71	2LP069.-0HB.0-6DC0	2KJ3505-9CD11-.FH2	-Z H1J+H05
	0.17	1.44	14171	8006	76000	O5R37.8006DE71	2LP069.-0HC.0-6DC0	2KJ3507-9CD11-.FG2	-Z H1J+H06
	0.17	1.80	14171	8006	80800	O5R40.8006DE71	2LP069.-0HD.0-8DC0	2KJ3507-9CD11-.FG2	-Z H1J+H06
	0.18	2.62	13614	7692	107700	O5R45.7692DE71	2LP069.-0HE.0-5DC0	2KJ3510-9CD11-.HF2	H1J
	0.19	0.82	12397	7004	45500	O5R30.7004DE71	2LP069.-0HA.0-5DC0	2KJ3505-9CD11-.FG2	-Z H1J+H05
	0.19	1.23	12397	7004	69400	O5R35.7004DE71	2LP069.-0HB.0-5DC0	2KJ3505-9CD11-.FG2	-Z H1J+H05
	0.20	1.69	12053	6810	76000	O5R37.6810DE71	2LP069.-0HC.0-5DC0	2KJ3507-9CD11-.FF2	-Z H1J+H06
	0.20	2.12	12053	6810	80800	O5R40.6810DE71	2LP069.-0HD.0-7DC0	2KJ3507-9CD11-.FF2	-Z H1J+H06
	0.20	2.94	12147	6863	107700	O5R45.6863DE71	2LP069.-0HE.0-4DC0	2KJ3510-9CD11-.HE2	H1J
	0.21	0.91	11270	6367	45500	O5R30.6367DE71	2LP069.-0HA.0-4DC0	2KJ3505-9CD11-.FF2	-Z H1J+H05
	0.21	1.36	11270	6367	69400	O5R35.6367DE71	2LP069.-0HB.0-4DC0	2KJ3505-9CD11-.FF2	-Z H1J+H05
	0.22	1.86	10957	6191	76000	O5R37.6191DE71	2LP069.-0HC.0-4DC0	2KJ3507-9CD11-.FE2	-Z H1J+H06
	0.22	2.33	10957	6191	80800	O5R40.6191DE71	2LP069.-0HD.0-6DC0	2KJ3507-9CD11-.FE2	-Z H1J+H06
	0.24	2.09	9776	5523	76000	O5R37.5523DE71	2LP069.-0HC.0-3DC0	2KJ3507-9CD11-.FD2	-Z H1J+H06
	0.24	2.61	9776	5523	80800	O5R40.5523DE71	2LP069.-0HD.0-5DC0	2KJ3507-9CD11-.FD2	-Z H1J+H06
	0.25	1.06	9642	5448	45500	O5R30.5448DE71	2LP069.-0HA.0-3DC0	2KJ3505-9CD11-.FE2	-Z H1J+H05
	0.25	1.59	9642	5448	69400	O5R35.5448DE71	2LP069.-0HB.0-3DC0	2KJ3505-9CD11-.FE2	-Z H1J+H05
	0.27	1.16	8766	4952	45500	O5R30.4952DE71	2LP069.-0HA.0-2DC0	2KJ3505-9CD11-.FD2	-Z H1J+H05
	0.27	1.75	8766	4952	69400	O5R35.4952DE71	2LP069.-0HB.0-2DC0	2KJ3505-9CD11-.FD2	-Z H1J+H05
	0.27	2.33	8766	4952	76000	O5R37.4952DE71	2LP069.-0HC.0-2DC0	2KJ3507-9CD11-.FC2	-Z H1J+H06
	0.27	2.91	8766	4952	80800	O5R40.4952DE71	2LP069.-0HD.0-4DC0	2KJ3507-9CD11-.FC2	-Z H1J+H06
	0.30	2.58	7901	4464	76000	O5R37.4464DE71	2LP069.-0HC.0-1DC0	2KJ3507-9CD11-.FB2	-Z H1J+H06
	0.31	1.32	7748	4378	45500	O5R30.4378DE71	2LP069.-0HA.0-1DC0	2KJ3505-9CD11-.FC2	-Z H1J+H05
0.31	1.98	7748	4378	69400	O5R35.4378DE71	2LP069.-0HB.0-1DC0	2KJ3505-9CD11-.FC2	-Z H1J+H05	
0.33	2.80	7294	4121	76000	O5R37.4121DE71	2LP069.-0HC.0-0DC0	2KJ3507-9CD11-.FA2	-Z H1J+H06	
0.34	1.45	7044	3980	45500	O5R30.3980DE71	2LP069.-0HA.0-0DC0	2KJ3505-9CD11-.FB2	-Z H1J+H05	
0.34	2.17	7044	3980	69400	O5R35.3980DE71	2LP069.-0HB.0-0DC0	2KJ3505-9CD11-.FB2	-Z H1J+H05	
0.39	1.65	6170	3486	45500	O5R30.3486DE71	2LP069.-0HA.0-8CC0	2KJ3505-9CD11-.FA2	-Z H1J+H05	
0.39	2.48	6170	3486	69400	O5R35.3486DE71	2LP069.-0HB.0-8CC0	2KJ3505-9CD11-.FA2	-Z H1J+H05	
0.42	1.79	5695	3218	45500	O5R30.3218DE71	2LP069.-0HA.0-7CC0	2KJ3505-9CD11-.FX1	-Z H1J+H05	
0.42	2.69	5695	3218	69400	O5R35.3218DE71	2LP069.-0HB.0-7CC0	2KJ3505-9CD11-.FX1	-Z H1J+H05	
0.47	2.02	5043	2849	45500	O5R30.2849DE71	2LP069.-0HA.0-6CC0	2KJ3505-9CD11-.FW1	-Z H1J+H05	
0.57	2.43	4197	2371	45500	O5R30.2371DE71	2LP069.-0HA.0-5CC0	2KJ3505-9CD11-.FV1	-Z H1J+H05	
0.60	2.58	3950	2232	45500	O5R30.2232DE71	2LP069.-0HA.0-4CC0	2KJ3505-9CD11-.FU1	-Z H1J+H05	
0.68	2.88	3539	2000	45500	O5R30.2000DE71	2LP069.-0HA.0-3CC0	2KJ3505-9CD11-.FT1	-Z H1J+H05	
0.37	0.13	1.26	28450	10942	107700	O5R45.10942DE71	2LP069.-0HE.0-8DC0	2KJ3508-9CE11-.HJ2	H1J
	0.13	1.70	27000	10384	121300	O5R50.10384DE71	2LP069.-0HF.0-8DC0	2KJ3510-9CE11-.FK2	-Z H1J+H07
	0.14	1.38	25864	9948	107700	O5R45.9948DE71	2LP069.-0HE.0-7DC0	2KJ3508-9CE11-.HH2	H1J
	0.15	1.87	24545	9440	121300	O5R50.9440DE71	2LP069.-0HF.0-7DC0	2KJ3510-9CE11-.FJ2	-Z H1J+H07
	0.16	0.89	22898	8807	76000	O5R37.8807DE71	2LP069.-0HC.0-7DC0	2KJ3507-9CE11-.FH2	-Z H1J+H06
	0.16	1.11	22898	8807	80800	O5R40.8807DE71	2LP069.-0HD.0-0EC0	2KJ3507-9CE11-.FH2	-Z H1J+H06

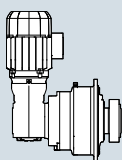
<sup>1)</sup> The specified values refer to continuous stresses. For infrequent, brief stresses please refer to Table 1 on page 4/2.



## Selection and ordering data (continued)

$P_N$ kW	$n_2$ rpm	$f_B$ -	$T_2$ Nm	$i_{total}$ -	$F_{R2,perm}^{1)}$ N	Short product description	FLENDER SIP planetary gear unit Article No.	SIMOGEAR geared motor Article No.	Order codes
0.37	0.16	1.62	21998	8461	107700	O5R45.8461DE71	2LP069.-0HE.0-6DC0	2KJ3508-9CE11-.HG2	H1J
	0.16	2.09	22016	8468	121300	O5R50.8468DE71	2LP069.-0HF.0-6DC0	2KJ3510-9CE11-.FH2	-Z H1J+H07
	0.17	0.74	20740	7977	69400	O5R35.7977DE71	2LP069.-0HB.0-6DC0	2KJ3505-9CE11-.FH2	-Z H1J+H05
	0.17	0.98	20817	8006	76000	O5R37.8006DE71	2LP069.-0HC.0-6DC0	2KJ3507-9CE11-.FG2	-Z H1J+H06
	0.17	1.23	20817	8006	80800	O5R40.8006DE71	2LP069.-0HD.0-8DC0	2KJ3507-9CE11-.FG2	-Z H1J+H06
	0.18	1.79	19998	7692	107700	O5R45.7692DE71	2LP069.-0HE.0-5DC0	2KJ3508-9CE11-.HF2	H1J
	0.18	2.32	19794	7613	121300	O5R50.7613DE71	2LP069.-0HF.0-5DC0	2KJ3510-9CE11-.FG2	-Z H1J+H07
	0.20	0.84	18211	7004	69400	O5R35.7004DE71	2LP069.-0HB.0-5DC0	2KJ3505-9CE11-.FG2	-Z H1J+H05
	0.20	1.15	17705	6810	76000	O5R37.6810DE71	2LP069.-0HC.0-5DC0	2KJ3507-9CE11-.FF2	-Z H1J+H06
	0.20	1.44	17705	6810	80800	O5R40.6810DE71	2LP069.-0HD.0-7DC0	2KJ3507-9CE11-.FF2	-Z H1J+H06
	0.20	2.00	17843	6863	107700	O5R45.6863DE71	2LP069.-0HE.0-4DC0	2KJ3508-9CE11-.HE2	H1J
	0.20	2.56	17903	6886	121300	O5R50.6886DE71	2LP069.-0HF.0-4DC0	2KJ3510-9CE11-.FF2	-Z H1J+H07
	0.22	0.92	16555	6367	69400	O5R35.6367DE71	2LP069.-0HB.0-4DC0	2KJ3505-9CE11-.FF2	-Z H1J+H05
	0.22	1.27	16095	6191	76000	O5R37.6191DE71	2LP069.-0HC.0-4DC0	2KJ3507-9CE11-.FE2	-Z H1J+H06
	0.22	1.58	16095	6191	80800	O5R40.6191DE71	2LP069.-0HD.0-6DC0	2KJ3507-9CE11-.FE2	-Z H1J+H06
	0.22	2.23	15998	6153	107700	O5R45.6153DE71	2LP069.-0HE.0-3DC0	2KJ3508-9CE11-.HD2	H1J
	0.22	2.78	16526	6356	121300	O5R50.6356DE71	2LP069.-0HF.0-3DC0	2KJ3510-9CE11-.FE2	-Z H1J+H07
	0.25	0.72	14164	5448	45500	O5R30.5448DE71	2LP069.-0HA.0-3DC0	2KJ3505-9CE11-.FE2	-Z H1J+H05
	0.25	1.08	14164	5448	69400	O5R35.5448DE71	2LP069.-0HB.0-3DC0	2KJ3505-9CE11-.FE2	-Z H1J+H05
	0.25	1.42	14361	5523	76000	O5R37.5523DE71	2LP069.-0HC.0-3DC0	2KJ3507-9CE11-.FD2	-Z H1J+H06
	0.25	1.78	14361	5523	80800	O5R40.5523DE71	2LP069.-0HD.0-5DC0	2KJ3507-9CE11-.FD2	-Z H1J+H06
	0.25	2.48	14421	5546	107700	O5R45.5546DE71	2LP069.-0HE.0-2DC0	2KJ3508-9CE11-.HC2	H1J
	0.27	2.68	13311	5120	107700	O5R45.5120DE71	2LP069.-0HE.0-1DC0	2KJ3508-9CE11-.HB2	H1J
	0.28	0.79	12876	4952	45500	O5R30.4952DE71	2LP069.-0HA.0-2DC0	2KJ3505-9CE11-.FD2	-Z H1J+H05
	0.28	1.19	12876	4952	69400	O5R35.4952DE71	2LP069.-0HB.0-2DC0	2KJ3505-9CE11-.FD2	-Z H1J+H05
	0.28	1.58	12876	4952	76000	O5R37.4952DE71	2LP069.-0HC.0-2DC0	2KJ3507-9CE11-.FC2	-Z H1J+H06
	0.28	1.98	12876	4952	80800	O5R40.4952DE71	2LP069.-0HD.0-4DC0	2KJ3507-9CE11-.FC2	-Z H1J+H06
	0.29	2.94	12151	4674	107700	O5R45.4674DE71	2LP069.-0HE.0-0DC0	2KJ3508-9CE11-.HA2	H1J
	0.31	0.90	11382	4378	45500	O5R30.4378DE71	2LP069.-0HA.0-1DC0	2KJ3505-9CE11-.FC2	-Z H1J+H05
	0.31	1.34	11382	4378	69400	O5R35.4378DE71	2LP069.-0HB.0-1DC0	2KJ3505-9CE11-.FC2	-Z H1J+H05
	0.31	1.76	11607	4464	76000	O5R37.4464DE71	2LP069.-0HC.0-1DC0	2KJ3507-9CE11-.FB2	-Z H1J+H06
	0.31	2.20	11607	4464	80800	O5R40.4464DE71	2LP069.-0HD.0-3DC0	2KJ3507-9CE11-.FB2	-Z H1J+H06
	0.33	1.90	10714	4121	76000	O5R37.4121DE71	2LP069.-0HC.0-0DC0	2KJ3507-9CE11-.FA2	-Z H1J+H06
	0.33	2.38	10714	4121	80800	O5R40.4121DE71	2LP069.-0HD.0-2DC0	2KJ3507-9CE11-.FA2	-Z H1J+H06
	0.34	0.99	10347	3980	45500	O5R30.3980DE71	2LP069.-0HA.0-0DC0	2KJ3505-9CE11-.FB2	-Z H1J+H05
	0.34	1.48	10347	3980	69400	O5R35.3980DE71	2LP069.-0HB.0-0DC0	2KJ3505-9CE11-.FB2	-Z H1J+H05
	0.36	2.09	9780	3761	76000	O5R37.3761DE71	2LP069.-0HC.0-8CC0	2KJ3507-9CE11-.FX1	-Z H1J+H06
	0.36	2.61	9780	3761	80800	O5R40.3761DE71	2LP069.-0HD.0-1DC0	2KJ3507-9CE11-.FX1	-Z H1J+H06
	0.39	1.13	9063	3486	45500	O5R30.3486DE71	2LP069.-0HA.0-8CC0	2KJ3505-9CE11-.FA2	-Z H1J+H05
	0.39	1.69	9063	3486	69400	O5R35.3486DE71	2LP069.-0HB.0-8CC0	2KJ3505-9CE11-.FA2	-Z H1J+H05
	0.43	1.22	8366	3218	45500	O5R30.3218DE71	2LP069.-0HA.0-7CC0	2KJ3505-9CE11-.FX1	-Z H1J+H05
	0.43	1.83	8366	3218	69400	O5R35.3218DE71	2LP069.-0HB.0-7CC0	2KJ3505-9CE11-.FX1	-Z H1J+H05
	0.44	2.51	8115	3121	76000	O5R37.3121DE71	2LP069.-0HC.0-7CC0	2KJ3507-9CE11-.FW1	-Z H1J+H06
	0.47	2.67	7637	2937	76000	O5R37.2937DE71	2LP069.-0HC.0-6CC0	2KJ3507-9CE11-.FV1	-Z H1J+H06
	0.48	1.38	7407	2849	45500	O5R30.2849DE71	2LP069.-0HA.0-6CC0	2KJ3505-9CE11-.FW1	-Z H1J+H05
	0.48	2.07	7407	2849	69400	O5R35.2849DE71	2LP069.-0HB.0-6CC0	2KJ3505-9CE11-.FW1	-Z H1J+H05
	0.49	2.83	7213	2774	76000	O5R37.2774DE71	2LP069.-0HC.0-5CC0	2KJ3507-9CE11-.FU1	-Z H1J+H06
	0.58	1.66	6165	2371	45500	O5R30.2371DE71	2LP069.-0HA.0-5CC0	2KJ3505-9CE11-.FV1	-Z H1J+H05

<sup>1)</sup> The specified values refer to continuous stresses. For infrequent, brief stresses please refer to Table 1 on page 4/2.



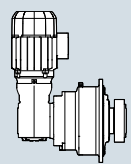
## Planetary geared motors, right-angled

### 4-pole geared motors

#### Selection and ordering data (continued)

$P_N$ kW	$n_2$ rpm	$f_B$ -	$T_2$ Nm	$i_{total}$ -	$F_{R2,perm}^{1)}$ N	Short product description	FLENDER SIP planetary gear unit Article No.	SIMOGEAR geared motor Article No.	Order codes
0.37	0.58	2.48	6165	2371	69400	O5R35.2371DE71	2LP069.-0HB.0-5CC0	2KJ3505-9CE11-.FV1	-Z H1J+H05
	0.61	1.76	5802	2232	45500	O5R30.2232DE71	2LP069.-0HA.0-4CC0	2KJ3505-9CE11-.FU1	-Z H1J+H05
	0.61	2.64	5802	2232	69400	O5R35.2232DE71	2LP069.-0HB.0-4CC0	2KJ3505-9CE11-.FU1	-Z H1J+H05
	0.69	1.96	5199	2000	45500	O5R30.2000DE71	2LP069.-0HA.0-3CC0	2KJ3505-9CE11-.FT1	-Z H1J+H05
	0.69	2.94	5199	2000	69400	O5R35.2000DE71	2LP069.-0HB.0-3CC0	2KJ3505-9CE11-.FT1	-Z H1J+H05
	0.80	2.31	4426	1702	45500	O5R30.1702DE71	2LP069.-0HA.0-2CC0	2KJ3505-9CE11-.FS1	-Z H1J+H05
0.55	0.13	0.89	39940	10942	107700	O5R45.10942DE80	2LP069.-0HE.0-8DD0	2KJ3508-9DC22-.HJ2	H1J
	0.14	0.98	36309	9948	107700	O5R45.9948DE80	2LP069.-0HE.0-7DD0	2KJ3508-9DC22-.HH2	H1J
	0.14	1.21	37903	10384	121300	O5R50.10384DE80	2LP069.-0HF.0-8DD0	2KJ3510-9DC22-.FK2	-Z H1J+H07
	0.15	1.33	34457	9440	121300	O5R50.9440DE80	2LP069.-0HF.0-7DD0	2KJ3510-9DC22-.FJ2	-Z H1J+H07
	0.15	1.87	35427	9706	155400	O5R55.9706DE80	2LP069.-0HG.0-6DD0	2KJ3511-9DC22-.FH2	-Z H1J+H08
	0.15	2.30	35427	9706	216200	O5R60.9706DE80	2LP069.-0HH.0-6DD0	2KJ3511-9DC22-.FH2	-Z H1J+H08
	0.16	0.79	32146	8807	80800	O5R40.8807DE80	2LP069.-0HD.0-0ED0	2KJ3507-9DC22-.FH2	-Z H1J+H06
	0.16	2.07	31984	8763	155400	O5R55.8763DE80	2LP069.-0HG.0-5DD0	2KJ3511-9DC22-.FG2	-Z H1J+H08
	0.16	2.55	31984	8763	216200	O5R60.8763DE80	2LP069.-0HH.0-5DD0	2KJ3511-9DC22-.FG2	-Z H1J+H08
	0.17	1.16	30881	8461	107700	O5R45.8461DE80	2LP069.-0HE.0-6DD0	2KJ3508-9DC22-.HG2	H1J
	0.17	1.49	30907	8468	121300	O5R50.8468DE80	2LP069.-0HF.0-6DD0	2KJ3510-9DC22-.FH2	-Z H1J+H07
	0.18	0.70	29224	8006	76000	O5R37.8006DE80	2LP069.-0HC.0-6DD0	2KJ3507-9DC22-.FG2	-Z H1J+H06
	0.18	0.87	29224	8006	80800	O5R40.8006DE80	2LP069.-0HD.0-8DD0	2KJ3507-9DC22-.FG2	-Z H1J+H06
	0.18	2.29	29013	7949	155400	O5R55.7949DE80	2LP069.-0HG.0-4DD0	2KJ3511-9DC22-.FF2	-Z H1J+H08
	0.18	2.81	29013	7949	216200	O5R60.7949DE80	2LP069.-0HH.0-4DD0	2KJ3511-9DC22-.FF2	-Z H1J+H08
	0.19	1.27	28074	7692	107700	O5R45.7692DE80	2LP069.-0HE.0-5DD0	2KJ3508-9DC22-.HF2	H1J
	0.19	1.65	27788	7613	121300	O5R50.7613DE80	2LP069.-0HF.0-5DD0	2KJ3510-9DC22-.FG2	-Z H1J+H07
	0.20	2.48	26781	7337	155400	O5R55.7337DE80	2LP069.-0HG.0-3DD0	2KJ3511-9DC22-.FE2	-Z H1J+H08
	0.21	0.82	24855	6810	76000	O5R37.6810DE80	2LP069.-0HC.0-5DD0	2KJ3507-9DC22-.FF2	-Z H1J+H06
	0.21	1.03	24855	6810	80800	O5R40.6810DE80	2LP069.-0HD.0-7DD0	2KJ3507-9DC22-.FF2	-Z H1J+H06
	0.21	1.43	25048	6863	107700	O5R45.6863DE80	2LP069.-0HE.0-4DD0	2KJ3508-9DC22-.HE2	H1J
	0.21	1.83	25133	6886	121300	O5R50.6886DE80	2LP069.-0HF.0-4DD0	2KJ3510-9DC22-.FF2	-Z H1J+H07
	0.22	2.72	24345	6670	155400	O5R55.6670DE80	2LP069.-0HG.0-2DD0	2KJ3511-9DC22-.FD2	-Z H1J+H08
	0.23	0.90	22596	6191	76000	O5R37.6191DE80	2LP069.-0HC.0-4DD0	2KJ3507-9DC22-.FE2	-Z H1J+H06
	0.23	1.13	22596	6191	80800	O5R40.6191DE80	2LP069.-0HD.0-6DD0	2KJ3507-9DC22-.FE2	-Z H1J+H06
	0.23	1.59	22459	6153	107700	O5R45.6153DE80	2LP069.-0HE.0-3DD0	2KJ3508-9DC22-.HD2	H1J
	0.23	1.98	23200	6356	121300	O5R50.6356DE80	2LP069.-0HF.0-3DD0	2KJ3510-9DC22-.FE2	-Z H1J+H07
	0.25	2.16	21251	5822	121300	O5R50.5822DE80	2LP069.-0HF.0-2DD0	2KJ3510-9DC22-.FD2	-Z H1J+H07
	0.26	0.77	19884	5448	69400	O5R35.5448DE80	2LP069.-0HB.0-3DD0	2KJ3505-9DC22-.FE2	-Z H1J+H05
	0.26	1.01	20160	5523	76000	O5R37.5523DE80	2LP069.-0HC.0-3DD0	2KJ3507-9DC22-.FD2	-Z H1J+H06
0.26	1.27	20160	5523	80800	O5R40.5523DE80	2LP069.-0HD.0-5DD0	2KJ3507-9DC22-.FD2	-Z H1J+H06	
0.26	1.76	20245	5546	107700	O5R45.5546DE80	2LP069.-0HE.0-2DD0	2KJ3508-9DC22-.HC2	H1J	
0.28	1.91	18687	5120	107700	O5R45.5120DE80	2LP069.-0HE.0-1DD0	2KJ3508-9DC22-.HB2	H1J	
0.29	0.85	18076	4952	69400	O5R35.4952DE80	2LP069.-0HB.0-2DD0	2KJ3505-9DC22-.FD2	-Z H1J+H05	
0.29	1.13	18076	4952	76000	O5R37.4952DE80	2LP069.-0HC.0-2DD0	2KJ3507-9DC22-.FC2	-Z H1J+H06	
0.29	1.41	18076	4952	80800	O5R40.4952DE80	2LP069.-0HD.0-4DD0	2KJ3507-9DC22-.FC2	-Z H1J+H06	
0.29	2.58	17831	4885	121300	O5R50.4885DE80	2LP069.-0HF.0-1DD0	2KJ3510-9DC22-.FC2	-Z H1J+H07	
0.31	2.09	17058	4674	107700	O5R45.4674DE80	2LP069.-0HE.0-0DD0	2KJ3508-9DC22-.HA2	H1J	
0.31	2.74	16782	4598	121300	O5R50.4598DE80	2LP069.-0HF.0-0DD0	2KJ3510-9DC22-.FB2	-Z H1J+H07	
0.32	1.25	16294	4464	76000	O5R37.4464DE80	2LP069.-0HC.0-1DD0	2KJ3507-9DC22-.FB2	-Z H1J+H06	
0.32	1.57	16294	4464	80800	O5R40.4464DE80	2LP069.-0HD.0-3DD0	2KJ3507-9DC22-.FB2	-Z H1J+H06	
0.33	0.96	15978	4378	69400	O5R35.4378DE80	2LP069.-0HB.0-1DD0	2KJ3505-9DC22-.FC2	-Z H1J+H05	

<sup>1)</sup> The specified values refer to continuous stresses. For infrequent, brief stresses please refer to Table 1 on page 4/2.

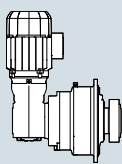


## Selection and ordering data (continued)

$P_N$	$n_2$	$f_B$	$T_2$	$i_{total}$	$F_{R2,perm}^{1)}$	Short product description	FLENDER SIP planetary gear unit	SIMOGEAR geared motor	Order codes
kW	rpm	-	Nm	-	N		Article No.	Article No.	
0.55	0.34	2.98	15397	4218	121300	O5R50.4218DE80	2LP069.-0HF.0-8CD0	2KJ3510-9DC22-.FA2	-Z H1J+H07
	0.35	1.36	15040	4121	76000	O5R37.4121DE80	2LP069.-0HC.0-0DD0	2KJ3507-9DC22-.FA2	-Z H1J+H06
	0.35	1.70	15040	4121	80800	O5R40.4121DE80	2LP069.-0HD.0-2DD0	2KJ3507-9DC22-.FA2	-Z H1J+H06
	0.36	0.70	14526	3980	45500	O5R30.3980DE80	2LP069.-0HA.0-0DD0	2KJ3505-9DC22-.FB2	-Z H1J+H05
	0.36	1.05	14526	3980	69400	O5R35.3980DE80	2LP069.-0HB.0-0DD0	2KJ3505-9DC22-.FB2	-Z H1J+H05
	0.37	2.52	14154	3878	107700	O5R45.3878DE80	2LP069.-0HE.0-8CD0	2KJ3508-9DC22-.HX1	H1J
	0.38	1.49	13729	3761	76000	O5R37.3761DE80	2LP069.-0HC.0-8CD0	2KJ3507-9DC22-.FX1	-Z H1J+H06
	0.38	1.86	13729	3761	80800	O5R40.3761DE80	2LP069.-0HD.0-1DD0	2KJ3507-9DC22-.FX1	-Z H1J+H06
	0.39	2.68	13321	3650	107700	O5R45.3650DE80	2LP069.-0HE.0-7CD0	2KJ3508-9DC22-.HW1	H1J
	0.41	0.80	12723	3486	45500	O5R30.3486DE80	2LP069.-0HA.0-8CD0	2KJ3505-9DC22-.FA2	-Z H1J+H05
	0.41	1.20	12723	3486	69400	O5R35.3486DE80	2LP069.-0HB.0-8CD0	2KJ3505-9DC22-.FA2	-Z H1J+H05
	0.44	2.97	12042	3299	107700	O5R45.3299DE80	2LP069.-0HE.0-6CD0	2KJ3510-9DC22-.FW1	-Z H1J+H07
	0.45	0.87	11745	3218	45500	O5R30.3218DE80	2LP069.-0HA.0-7CD0	2KJ3505-9DC22-.FX1	-Z H1J+H05
	0.45	1.30	11745	3218	69400	O5R35.3218DE80	2LP069.-0HB.0-7CD0	2KJ3505-9DC22-.FX1	-Z H1J+H05
	0.46	1.79	11392	3121	76000	O5R37.3121DE80	2LP069.-0HC.0-7CD0	2KJ3507-9DC22-.FW1	-Z H1J+H06
	0.46	2.24	11392	3121	80800	O5R40.3121DE80	2LP069.-0HD.0-0DD0	2KJ3507-9DC22-.FW1	-Z H1J+H06
	0.49	1.90	10722	2937	76000	O5R37.2937DE80	2LP069.-0HC.0-6CD0	2KJ3507-9DC22-.FV1	-Z H1J+H06
	0.49	2.38	10722	2937	80800	O5R40.2937DE80	2LP069.-0HD.0-8CD0	2KJ3507-9DC22-.FV1	-Z H1J+H06
	0.51	0.98	10399	2849	45500	O5R30.2849DE80	2LP069.-0HA.0-6CD0	2KJ3505-9DC22-.FW1	-Z H1J+H05
	0.51	1.47	10399	2849	69400	O5R35.2849DE80	2LP069.-0HB.0-6CD0	2KJ3505-9DC22-.FW1	-Z H1J+H05
	0.52	2.02	10126	2774	76000	O5R37.2774DE80	2LP069.-0HC.0-5CD0	2KJ3507-9DC22-.FU1	-Z H1J+H06
	0.52	2.52	10126	2774	80800	O5R40.2774DE80	2LP069.-0HD.0-7CD0	2KJ3507-9DC22-.FU1	-Z H1J+H06
	0.57	2.78	9171	2513	80800	O5R40.2513DE80	2LP069.-0HD.0-6CD0	2KJ3508-9DC22-.FA2	-Z H1J+H06
	0.61	1.18	8655	2371	45500	O5R30.2371DE80	2LP069.-0HA.0-5CD0	2KJ3505-9DC22-.FV1	-Z H1J+H05
	0.61	1.77	8655	2371	69400	O5R35.2371DE80	2LP069.-0HB.0-5CD0	2KJ3505-9DC22-.FV1	-Z H1J+H05
	0.61	2.37	8616	2361	76000	O5R37.2361DE80	2LP069.-0HC.0-4CD0	2KJ3507-9DC22-.FT1	-Z H1J+H06
	0.65	1.25	8146	2232	45500	O5R30.2232DE80	2LP069.-0HA.0-4CD0	2KJ3505-9DC22-.FU1	-Z H1J+H05
	0.65	1.88	8146	2232	69400	O5R35.2232DE80	2LP069.-0HB.0-4CD0	2KJ3505-9DC22-.FU1	-Z H1J+H05
	0.71	2.76	7381	2022	76000	O5R37.2022DE80	2LP069.-0HC.0-3CD0	2KJ3507-9DC22-.FS1	-Z H1J+H06
	0.72	1.40	7299	2000	45500	O5R30.2000DE80	2LP069.-0HA.0-3CD0	2KJ3505-9DC22-.FT1	-Z H1J+H05
0.72	2.10	7299	2000	69400	O5R35.2000DE80	2LP069.-0HB.0-3CD0	2KJ3505-9DC22-.FT1	-Z H1J+H05	
0.85	1.64	6214	1702	45500	O5R30.1702DE80	2LP069.-0HA.0-2CD0	2KJ3505-9DC22-.FS1	-Z H1J+H05	
0.85	2.46	6214	1702	69400	O5R35.1702DE80	2LP069.-0HB.0-2CD0	2KJ3505-9DC22-.FS1	-Z H1J+H05	
0.99	1.92	5326	1459	45500	O5R30.1459DE80	2LP069.-0HA.0-1CD0	2KJ3505-9DC22-.FR1	-Z H1J+H05	
0.99	2.87	5326	1459	69400	O5R35.1459DE80	2LP069.-0HB.0-1CD0	2KJ3505-9DC22-.FR1	-Z H1J+H05	
1.2	2.22	4586	1257	45500	O5R30.1257DE80	2LP069.-0HA.0-0BD0	2KJ3505-9DC22-.FQ1	-Z H1J+H05	
1.2	2.37	4300	1178	45500	O5R30.1178DE80	2LP069.-0HA.0-8BD0	2KJ3505-9DC22-.FP1	-Z H1J+H05	
1.4	2.68	3807	1043	45500	O5R30.1043DE80	2LP069.-0HA.0-7BD0	2KJ3505-9DC22-.FN1	-Z H1J+H05	
0.75	0.14	0.72	49440	9948	107700	O5R45.9948DE80	2LP069.-0HE.0-7DD0	2KJ3508-9DE22-.HH2	H1J
	0.14	0.89	51611	10384	121300	O5R50.10384DE80	2LP069.-0HF.0-8DD0	2KJ3510-9DE22-.FK2	-Z H1J+H07
	0.15	0.98	46919	9440	121300	O5R50.9440DE80	2LP069.-0HF.0-7DD0	2KJ3510-9DE22-.FJ2	-Z H1J+H07
	0.15	1.37	48239	9706	155400	O5R55.9706DE80	2LP069.-0HG.0-6DD0	2KJ3511-9DE22-.FH2	-Z H1J+H08
	0.15	1.69	48239	9706	216200	O5R60.9706DE80	2LP069.-0HH.0-6DD0	2KJ3511-9DE22-.FH2	-Z H1J+H08
	0.16	1.52	43551	8763	155400	O5R55.8763DE80	2LP069.-0HG.0-5DD0	2KJ3511-9DE22-.FG2	-Z H1J+H08
	0.16	1.87	43551	8763	216200	O5R60.8763DE80	2LP069.-0HH.0-5DD0	2KJ3511-9DE22-.FG2	-Z H1J+H08
	0.17	0.85	42050	8461	107700	O5R45.8461DE80	2LP069.-0HE.0-6DD0	2KJ3508-9DE22-.HG2	H1J
	0.17	1.09	42084	8468	121300	O5R50.8468DE80	2LP069.-0HF.0-6DD0	2KJ3510-9DE22-.FH2	-Z H1J+H07
	0.18	1.68	39506	7949	155400	O5R55.7949DE80	2LP069.-0HG.0-4DD0	2KJ3511-9DE22-.FF2	-Z H1J+H08

<sup>1)</sup> The specified values refer to continuous stresses. For infrequent, brief stresses please refer to Table 1 on page 4/2.





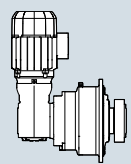
## Planetary geared motors, right-angled

### 4-pole geared motors

#### Selection and ordering data (continued)

$P_N$	$n_2$	$f_B$	$T_2$	$i_{total}$	$F_{R2,perm}^{1)}$	Short product description	FLENDER SIP planetary gear unit	SIMOGEAR geared motor	Order codes
kW	rpm	-	Nm	-	N		Article No.	Article No.	
0.75	0.18	2.07	39506	7949	216200	O5R60.7949DE80	2LP069.-0HH.0-4DD0	2KJ3511-9DE22-.FF2	-Z H1J+H08
	0.19	0.93	38227	7692	107700	O5R45.7692DE80	2LP069.-0HE.0-5DD0	2KJ3508-9DE22-.HF2	H1J
	0.19	1.21	37838	7613	121300	O5R50.7613DE80	2LP069.-0HF.0-5DD0	2KJ3510-9DE22-.FG2	-Z H1J+H07
	0.20	1.82	36467	7337	155400	O5R55.7337DE80	2LP069.-0HG.0-3DD0	2KJ3511-9DE22-.FE2	-Z H1J+H08
	0.20	2.24	36467	7337	216200	O5R60.7337DE80	2LP069.-0HH.0-3DD0	2KJ3511-9DE22-.FE2	-Z H1J+H08
	0.21	0.75	33844	6810	80800	O5R40.6810DE80	2LP069.-0HD.0-7DD0	2KJ3507-9DE22-.FF2	-Z H1J+H06
	0.21	1.05	34107	6863	107700	O5R45.6863DE80	2LP069.-0HE.0-4DD0	2KJ3508-9DE22-.HE2	H1J
	0.21	1.34	34222	6886	121300	O5R50.6886DE80	2LP069.-0HF.0-4DD0	2KJ3510-9DE22-.FF2	-Z H1J+H07
	0.22	2.00	33149	6670	155400	O5R55.6670DE80	2LP069.-0HG.0-2DD0	2KJ3511-9DE22-.FD2	-Z H1J+H08
	0.22	2.46	33149	6670	216200	O5R60.6670DE80	2LP069.-0HH.0-2DD0	2KJ3511-9DE22-.FD2	-Z H1J+H08
	0.23	0.83	30767	6191	80800	O5R40.6191DE80	2LP069.-0HD.0-6DD0	2KJ3507-9DE22-.FE2	-Z H1J+H06
	0.23	1.17	30581	6153	107700	O5R45.6153DE80	2LP069.-0HE.0-3DD0	2KJ3508-9DE22-.HD2	H1J
	0.23	1.45	31590	6356	121300	O5R50.6356DE80	2LP069.-0HF.0-3DD0	2KJ3510-9DE22-.FE2	-Z H1J+H07
	0.25	1.59	28937	5822	121300	O5R50.5822DE80	2LP069.-0HF.0-2DD0	2KJ3510-9DE22-.FD2	-Z H1J+H07
	0.25	2.36	28070	5648	155400	O5R55.5648DE80	2LP069.-0HG.0-1DD0	2KJ3511-9DE22-.FC2	-Z H1J+H08
	0.25	2.91	28070	5648	216200	O5R60.5648DE80	2LP069.-0HH.0-1DD0	2KJ3511-9DE22-.FC2	-Z H1J+H08
	0.26	0.74	27451	5523	76000	O5R37.5523DE80	2LP069.-0HC.0-3DD0	2KJ3507-9DE22-.FD2	-Z H1J+H06
	0.26	0.93	27451	5523	80800	O5R40.5523DE80	2LP069.-0HD.0-5DD0	2KJ3507-9DE22-.FD2	-Z H1J+H06
	0.26	1.30	27566	5546	107700	O5R45.5546DE80	2LP069.-0HE.0-2DD0	2KJ3508-9DE22-.HC2	H1J
	0.27	2.51	26419	5316	155400	O5R55.5316DE80	2LP069.-0HG.0-0DD0	2KJ3511-9DE22-.FB2	-Z H1J+H08
	0.28	1.40	25445	5120	107700	O5R45.5120DE80	2LP069.-0HE.0-1DD0	2KJ3508-9DE22-.HB2	H1J
	0.29	0.83	24614	4952	76000	O5R37.4952DE80	2LP069.-0HC.0-2DD0	2KJ3507-9DE22-.FC2	-Z H1J+H06
	0.29	1.04	24614	4952	80800	O5R40.4952DE80	2LP069.-0HD.0-4DD0	2KJ3507-9DE22-.FC2	-Z H1J+H06
	0.29	1.89	24279	4885	121300	O5R50.4885DE80	2LP069.-0HF.0-1DD0	2KJ3510-9DE22-.FC2	-Z H1J+H07
	0.29	2.72	24396	4909	155400	O5R55.4909DE80	2LP069.-0HG.0-8CD0	2KJ3511-9DE22-.FA2	-Z H1J+H08
	0.31	1.54	23227	4674	107700	O5R45.4674DE80	2LP069.-0HE.0-0DD0	2KJ3508-9DE22-.HA2	H1J
	0.31	2.01	22851	4598	121300	O5R50.4598DE80	2LP069.-0HF.0-0DD0	2KJ3510-9DE22-.FB2	-Z H1J+H07
	0.32	0.92	22186	4464	76000	O5R37.4464DE80	2LP069.-0HC.0-1DD0	2KJ3507-9DE22-.FB2	-Z H1J+H06
	0.32	1.15	22186	4464	80800	O5R40.4464DE80	2LP069.-0HD.0-3DD0	2KJ3507-9DE22-.FB2	-Z H1J+H06
	0.33	0.70	21757	4378	69400	O5R35.4378DE80	2LP069.-0HB.0-1DD0	2KJ3505-9DE22-.FC2	-Z H1J+H05
0.34	2.19	20965	4218	121300	O5R50.4218DE80	2LP069.-0HF.0-8CD0	2KJ3510-9DE22-.FA2	-Z H1J+H07	
0.35	1.00	20480	4121	76000	O5R37.4121DE80	2LP069.-0HC.0-0DD0	2KJ3507-9DE22-.FA2	-Z H1J+H06	
0.35	1.25	20480	4121	80800	O5R40.4121DE80	2LP069.-0HD.0-2DD0	2KJ3507-9DE22-.FA2	-Z H1J+H06	
0.36	0.77	19779	3980	69400	O5R35.3980DE80	2LP069.-0HB.0-0DD0	2KJ3505-9DE22-.FB2	-Z H1J+H05	
0.37	1.85	19273	3878	107700	O5R45.3878DE80	2LP069.-0HE.0-8CD0	2KJ3508-9DE22-.HX1	H1J	
0.38	1.09	18695	3761	76000	O5R37.3761DE80	2LP069.-0HC.0-8CD0	2KJ3507-9DE22-.FX1	-Z H1J+H06	
0.38	1.36	18695	3761	80800	O5R40.3761DE80	2LP069.-0HD.0-1DD0	2KJ3507-9DE22-.FX1	-Z H1J+H06	
0.39	1.97	18139	3650	107700	O5R45.3650DE80	2LP069.-0HE.0-7CD0	2KJ3508-9DE22-.HW1	H1J	
0.39	2.51	18313	3685	121300	O5R50.3685DE80	2LP069.-0HF.0-7CD0	2KJ3510-9DE22-.FX1	-Z H1J+H07	
0.41	0.88	17325	3486	69400	O5R35.3486DE80	2LP069.-0HB.0-8CD0	2KJ3505-9DE22-.FA2	-Z H1J+H05	
0.44	2.18	16396	3299	107700	O5R45.3299DE80	2LP069.-0HE.0-6CD0	2KJ3510-9DE22-.FW1	-Z H1J+H07	
0.44	2.80	16396	3299	121300	O5R50.3299DE80	2LP069.-0HF.0-6CD0	2KJ3510-9DE22-.FW1	-Z H1J+H07	
0.45	0.96	15992	3218	69400	O5R35.3218DE80	2LP069.-0HB.0-7CD0	2KJ3505-9DE22-.FX1	-Z H1J+H05	
0.46	1.32	15512	3121	76000	O5R37.3121DE80	2LP069.-0HC.0-7CD0	2KJ3507-9DE22-.FW1	-Z H1J+H06	
0.46	1.64	15512	3121	80800	O5R40.3121DE80	2LP069.-0HD.0-0DD0	2KJ3507-9DE22-.FW1	-Z H1J+H06	
0.49	1.40	14599	2937	76000	O5R37.2937DE80	2LP069.-0HC.0-6CD0	2KJ3507-9DE22-.FV1	-Z H1J+H06	
0.49	1.75	14599	2937	80800	O5R40.2937DE80	2LP069.-0HD.0-8CD0	2KJ3507-9DE22-.FV1	-Z H1J+H06	
0.50	2.49	14336	2885	107700	O5R45.2885DE80	2LP069.-0HE.0-5CD0	2KJ3510-9DE22-.FV1	-Z H1J+H07	

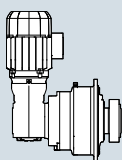
<sup>1)</sup> The specified values refer to continuous stresses. For infrequent, brief stresses please refer to Table 1 on page 4/2.



## Selection and ordering data (continued)

$P_N$ kW	$n_2$ rpm	$f_B$ -	$T_2$ Nm	$i_{total}$ -	$F_{R2,perm}^{1)}$ N	Short product description	FLENDER SIP planetary gear unit Article No.	SIMOGEAR geared motor Article No.	Order codes
0.75	0.51	0.72	14159	2849	45500	O5R30.2849DE80	2LP069.-0HA.0-6CDO	2KJ3505-9DE22-.FW1	-Z H1J+H05
	0.51	1.08	14159	2849	69400	O5R35.2849DE80	2LP069.-0HB.0-6CDO	2KJ3505-9DE22-.FW1	-Z H1J+H05
	0.52	1.48	13788	2774	76000	O5R37.2774DE80	2LP069.-0HC.0-5CDO	2KJ3507-9DE22-.FU1	-Z H1J+H06
	0.52	1.85	13788	2774	80800	O5R40.2774DE80	2LP069.-0HD.0-7CDO	2KJ3507-9DE22-.FU1	-Z H1J+H06
	0.57	2.04	12487	2513	80800	O5R40.2513DE80	2LP069.-0HD.0-6CDO	2KJ3508-9DE22-.FT2	-Z H1J+H06
	0.58	2.90	12305	2476	107700	O5R45.2476DE80	2LP069.-0HE.0-4CDO	2KJ3510-9DE22-.FU1	-Z H1J+H07
	0.61	0.87	11785	2371	45500	O5R30.2371DE80	2LP069.-0HA.0-5CDO	2KJ3505-9DE22-.FV1	-Z H1J+H05
	0.61	1.30	11785	2371	69400	O5R35.2371DE80	2LP069.-0HB.0-5CDO	2KJ3505-9DE22-.FV1	-Z H1J+H05
	0.61	1.74	11732	2361	76000	O5R37.2361DE80	2LP069.-0HC.0-4CDO	2KJ3507-9DE22-.FT1	-Z H1J+H06
	0.65	0.92	11092	2232	45500	O5R30.2232DE80	2LP069.-0HA.0-4CDO	2KJ3505-9DE22-.FU1	-Z H1J+H05
	0.65	1.38	11092	2232	69400	O5R35.2232DE80	2LP069.-0HB.0-4CDO	2KJ3505-9DE22-.FU1	-Z H1J+H05
	0.65	2.32	10980	2209	80800	O5R40.2209DE80	2LP069.-0HD.0-5CDO	2KJ3508-9DE22-.FS1	-Z H1J+H06
	0.71	2.03	10051	2022	76000	O5R37.2022DE80	2LP069.-0HC.0-3CDO	2KJ3507-9DE22-.FS1	-Z H1J+H06
	0.72	1.03	9938	2000	45500	O5R30.2000DE80	2LP069.-0HA.0-3CDO	2KJ3505-9DE22-.FT1	-Z H1J+H05
	0.72	1.54	9938	2000	69400	O5R35.2000DE80	2LP069.-0HB.0-3CDO	2KJ3505-9DE22-.FT1	-Z H1J+H05
	0.77	2.75	9263	1864	80800	O5R40.1864DE80	2LP069.-0HD.0-4CDO	2KJ3508-9DE22-.FR1	-Z H1J+H06
	0.81	2.31	8837	1778	76000	O5R37.1778DE80	2LP069.-0HC.0-2CDO	2KJ3507-9DE22-.FR1	-Z H1J+H06
	0.85	1.21	8461	1702	45500	O5R30.1702DE80	2LP069.-0HA.0-2CDO	2KJ3505-9DE22-.FS1	-Z H1J+H05
	0.85	1.81	8461	1702	69400	O5R35.1702DE80	2LP069.-0HB.0-2CDO	2KJ3505-9DE22-.FS1	-Z H1J+H05
	0.89	2.53	8074	1624	76000	O5R37.1624DE80	2LP069.-0HC.0-1CDO	2KJ3508-9DE22-.FQ1	-Z H1J+H06
	0.98	2.80	7298	1468	76000	O5R37.1468DE80	2LP069.-0HC.0-0CDO	2KJ3508-9DE22-.FP1	-Z H1J+H06
	0.99	1.41	7252	1459	45500	O5R30.1459DE80	2LP069.-0HA.0-1CDO	2KJ3505-9DE22-.FR1	-Z H1J+H05
	0.99	2.11	7252	1459	69400	O5R35.1459DE80	2LP069.-0HB.0-1CDO	2KJ3505-9DE22-.FR1	-Z H1J+H05
	1.2	1.63	6245	1257	45500	O5R30.1257DE80	2LP069.-0HA.0-0BDO	2KJ3505-9DE22-.FQ1	-Z H1J+H05
	1.2	1.74	5855	1178	45500	O5R30.1178DE80	2LP069.-0HA.0-8BDO	2KJ3505-9DE22-.FP1	-Z H1J+H05
	1.2	2.45	6245	1257	69400	O5R35.1257DE80	2LP069.-0HB.0-0BDO	2KJ3505-9DE22-.FQ1	-Z H1J+H05
1.2	2.61	5855	1178	69400	O5R35.1178DE80	2LP069.-0HB.0-8BDO	2KJ3505-9DE22-.FP1	-Z H1J+H05	
1.4	1.97	5184	1043	45500	O5R30.1043DE80	2LP069.-0HA.0-7BDO	2KJ3505-9DE22-.FN1	-Z H1J+H05	
1.4	2.95	5184	1043	69400	O5R35.1043DE80	2LP069.-0HB.0-7BDO	2KJ3505-9DE22-.FN1	-Z H1J+H05	
1.7	2.36	4315	868	45500	O5R30.868DE80	2LP069.-0HA.0-6BDO	2KJ3505-9DE22-.FM1	-Z H1J+H05	
1.8	2.51	4061	817	45500	O5R30.817DE80	2LP069.-0HA.0-5BDO	2KJ3505-9DE22-.FL1	-Z H1J+H05	
2.0	2.80	3639	732	45500	O5R30.732DE80	2LP069.-0HA.0-4BDO	2KJ3505-9DE22-.FK1	-Z H1J+H05	
1.1	0.15	0.93	71533	9706	155400	O5R55.9706DE90	2LP069.-0HG.0-6DE0	2KJ3511-9EK22-.FH2	-Z H1J+H08
	0.15	1.14	71533	9706	216200	O5R60.9706DE90	2LP069.-0HH.0-6DE0	2KJ3511-9EK22-.FH2	-Z H1J+H08
	0.16	1.03	64581	8763	155400	O5R55.8763DE90	2LP069.-0HG.0-5DE0	2KJ3511-9EK22-.FG2	-Z H1J+H08
	0.16	1.26	64581	8763	216200	O5R60.8763DE90	2LP069.-0HH.0-5DE0	2KJ3511-9EK22-.FG2	-Z H1J+H08
	0.17	0.74	62406	8468	121300	O5R50.8468DE90	2LP069.-0HF.0-6DE0	2KJ3510-9EK22-.FH2	-Z H1J+H07
	0.18	1.13	58583	7949	155400	O5R55.7949DE90	2LP069.-0HG.0-4DE0	2KJ3511-9EK22-.FF2	-Z H1J+H08
	0.18	1.39	58583	7949	216200	O5R60.7949DE90	2LP069.-0HH.0-4DE0	2KJ3511-9EK22-.FF2	-Z H1J+H08
	0.19	0.82	56109	7613	121300	O5R50.7613DE90	2LP069.-0HF.0-5DE0	2KJ3510-9EK22-.FG2	-Z H1J+H07
	0.19	1.23	54076	7337	155400	O5R55.7337DE90	2LP069.-0HG.0-3DE0	2KJ3511-9EK22-.FE2	-Z H1J+H08
	0.19	1.51	54076	7337	216200	O5R60.7337DE90	2LP069.-0HH.0-3DE0	2KJ3511-9EK22-.FE2	-Z H1J+H08
	0.21	0.90	50748	6886	121300	O5R50.6886DE90	2LP069.-0HF.0-4DE0	2KJ3510-9EK22-.FF2	-Z H1J+H07
	0.21	1.35	49157	6670	155400	O5R55.6670DE90	2LP069.-0HG.0-2DE0	2KJ3511-9EK22-.FD2	-Z H1J+H08
	0.21	1.66	49157	6670	216200	O5R60.6670DE90	2LP069.-0HH.0-2DE0	2KJ3511-9EK22-.FD2	-Z H1J+H08
	0.22	0.98	46844	6356	121300	O5R50.6356DE90	2LP069.-0HF.0-3DE0	2KJ3510-9EK22-.FE2	-Z H1J+H07
0.23	0.79	45349	6153	107700	O5R45.6153DE90	2LP069.-0HE.0-3DE0	2KJ3508-9EK22-.HD2	H1J	
0.24	1.07	42910	5822	121300	O5R50.5822DE90	2LP069.-0HF.0-2DE0	2KJ3510-9EK22-.FD2	-Z H1J+H07	

<sup>1)</sup> The specified values refer to continuous stresses. For infrequent, brief stresses please refer to Table 1 on page 4/2.



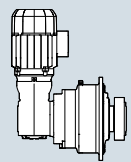
## Planetary geared motors, right-angled

### 4-pole geared motors

#### Selection and ordering data (continued)

$P_N$ kW	$n_2$ rpm	$f_B$ -	$T_2$ Nm	$i_{total}$ -	$F_{R2,perm}^{1)}$ N	Short product description	FLENDER SIP planetary gear unit	SIMOGEAR geared motor	Order codes
							Article No.	Article No.	
1.1	0.25	1.59	41625	5648	155400	O5R55.5648DE90	2LP069.-0HG.0-1DE0	2KJ3511-9EK22-.FC2	-Z H1J+H08
	0.25	1.96	41625	5648	216200	O5R60.5648DE90	2LP069.-0HH.0-1DE0	2KJ3511-9EK22-.FC2	-Z H1J+H08
	0.26	0.87	40877	5546	107700	O5R45.5546DE90	2LP069.-0HE.0-2DE0	2KJ3508-9EK22-.HC2	H1J
	0.27	1.69	39176	5316	155400	O5R55.5316DE90	2LP069.-0HG.0-0DE0	2KJ3511-9EK22-.FB2	-Z H1J+H08
	0.27	2.08	39176	5316	216200	O5R60.5316DE90	2LP069.-0HH.0-0DE0	2KJ3511-9EK22-.FB2	-Z H1J+H08
	0.28	0.95	37733	5120	107700	O5R45.5120DE90	2LP069.-0HE.0-1DE0	2KJ3508-9EK22-.HB2	H1J
	0.29	1.28	36004	4885	121300	O5R50.4885DE90	2LP069.-0HF.0-1DE0	2KJ3510-9EK22-.FC2	-Z H1J+H07
	0.29	1.83	36177	4909	155400	O5R55.4909DE90	2LP069.-0HG.0-8CE0	2KJ3511-9EK22-.FA2	-Z H1J+H08
	0.29	2.26	36177	4909	216200	O5R60.4909DE90	2LP069.-0HH.0-8CE0	2KJ3511-9EK22-.FA2	-Z H1J+H08
	0.30	1.04	34444	4674	107700	O5R45.4674DE90	2LP069.-0HE.0-0DE0	2KJ3508-9EK22-.HA2	H1J
	0.31	1.36	33886	4598	121300	O5R50.4598DE90	2LP069.-0HF.0-0DE0	2KJ3510-9EK22-.FB2	-Z H1J+H07
	0.32	0.78	32900	4464	80800	O5R40.4464DE90	2LP069.-0HD.0-3DE0	2KJ3507-9EK22-.FB2	-Z H1J+H06
	0.33	2.06	32190	4368	155400	O5R55.4368DE90	2LP069.-0HG.0-7CE0	2KJ3511-9EK22-.FX1	-Z H1J+H08
	0.33	2.54	32190	4368	216200	O5R60.4368DE90	2LP069.-0HH.0-7CE0	2KJ3511-9EK22-.FX1	-Z H1J+H08
	0.34	1.48	31089	4218	121300	O5R50.4218DE90	2LP069.-0HF.0-8CE0	2KJ3510-9EK22-.FA2	-Z H1J+H07
	0.35	0.84	30369	4121	80800	O5R40.4121DE90	2LP069.-0HD.0-2DE0	2KJ3507-9EK22-.FA2	-Z H1J+H06
	0.37	1.25	28579	3878	107700	O5R45.3878DE90	2LP069.-0HE.0-8CE0	2KJ3508-9EK22-.HX1	H1J
	0.37	2.32	28591	3879	155400	O5R55.3879DE90	2LP069.-0HG.0-6CE0	2KJ3511-9EK22-.FW1	-Z H1J+H08
	0.37	2.86	28591	3879	216200	O5R60.3879DE90	2LP069.-0HH.0-6CE0	2KJ3511-9EK22-.FW1	-Z H1J+H08
	0.38	0.74	27722	3761	76000	O5R37.3761DE90	2LP069.-0HC.0-8CE0	2KJ3507-9EK22-.FX1	-Z H1J+H06
	0.38	0.92	27722	3761	80800	O5R40.3761DE90	2LP069.-0HD.0-1DE0	2KJ3507-9EK22-.FX1	-Z H1J+H06
	0.39	1.33	26898	3650	107700	O5R45.3650DE90	2LP069.-0HE.0-7CE0	2KJ3508-9EK22-.HW1	H1J
	0.39	1.69	27157	3685	121300	O5R50.3685DE90	2LP069.-0HF.0-7CE0	2KJ3510-9EK22-.FX1	-Z H1J+H07
	0.41	2.59	25591	3472	155400	O5R55.3472DE90	2LP069.-0HG.0-5CE0	2KJ3511-9EK22-.FV1	-Z H1J+H08
	0.43	1.47	24314	3299	107700	O5R45.3299DE90	2LP069.-0HE.0-6CE0	2KJ3510-9EK22-.FW1	-Z H1J+H07
	0.43	1.89	24314	3299	121300	O5R50.3299DE90	2LP069.-0HF.0-6CE0	2KJ3510-9EK22-.FW1	-Z H1J+H07
	0.46	0.89	23002	3121	76000	O5R37.3121DE90	2LP069.-0HC.0-7CE0	2KJ3507-9EK22-.FW1	-Z H1J+H06
	0.46	1.11	23002	3121	80800	O5R40.3121DE90	2LP069.-0HD.0-0DE0	2KJ3507-9EK22-.FW1	-Z H1J+H06
	0.49	0.94	21649	2937	76000	O5R37.2937DE90	2LP069.-0HC.0-6CE0	2KJ3507-9EK22-.FV1	-Z H1J+H06
	0.49	1.18	21649	2937	80800	O5R40.2937DE90	2LP069.-0HD.0-8CE0	2KJ3507-9EK22-.FV1	-Z H1J+H06
	0.49	1.68	21259	2885	107700	O5R45.2885DE90	2LP069.-0HE.0-5CE0	2KJ3510-9EK22-.FV1	-Z H1J+H07
	0.49	2.16	21259	2885	121300	O5R50.2885DE90	2LP069.-0HF.0-5CE0	2KJ3510-9EK22-.FV1	-Z H1J+H07
	0.50	0.73	20996	2849	69400	O5R35.2849DE90	2LP069.-0HB.0-6CE0	2KJ3505-9EK22-.FW1	-Z H1J+H05
	0.51	1.00	20446	2774	76000	O5R37.2774DE90	2LP069.-0HC.0-5CE0	2KJ3507-9EK22-.FU1	-Z H1J+H06
0.51	1.25	20446	2774	80800	O5R40.2774DE90	2LP069.-0HD.0-7CE0	2KJ3507-9EK22-.FU1	-Z H1J+H06	
0.57	1.38	18518	2513	80800	O5R40.2513DE90	2LP069.-0HD.0-6CE0	2KJ3508-9EK22-.FT1	-Z H1J+H06	
0.58	1.96	18248	2476	107700	O5R45.2476DE90	2LP069.-0HE.0-4CE0	2KJ3510-9EK22-.FU1	-Z H1J+H07	
0.58	2.52	18248	2476	121300	O5R50.2476DE90	2LP069.-0HF.0-4CE0	2KJ3510-9EK22-.FU1	-Z H1J+H07	
0.60	0.88	17476	2371	69400	O5R35.2371DE90	2LP069.-0HB.0-5CE0	2KJ3505-9EK22-.FV1	-Z H1J+H05	
0.60	1.17	17398	2361	76000	O5R37.2361DE90	2LP069.-0HC.0-4CE0	2KJ3507-9EK22-.FT1	-Z H1J+H06	
0.64	0.93	16448	2232	69400	O5R35.2232DE90	2LP069.-0HB.0-4CE0	2KJ3505-9EK22-.FU1	-Z H1J+H05	
0.65	1.57	16282	2209	80800	O5R40.2209DE90	2LP069.-0HD.0-5CE0	2KJ3508-9EK22-.FS1	-Z H1J+H06	
0.65	2.21	16130	2189	107700	O5R45.2189DE90	2LP069.-0HE.0-3CE0	2KJ3510-9EK22-.FT1	-Z H1J+H07	
0.65	2.85	16130	2189	121300	O5R50.2189DE90	2LP069.-0HF.0-3CE0	2KJ3510-9EK22-.FT1	-Z H1J+H07	
0.70	1.37	14904	2022	76000	O5R37.2022DE90	2LP069.-0HC.0-3CE0	2KJ3507-9EK22-.FS1	-Z H1J+H06	
0.71	1.04	14737	2000	69400	O5R35.2000DE90	2LP069.-0HB.0-3CE0	2KJ3505-9EK22-.FT1	-Z H1J+H05	
0.76	1.86	13736	1864	80800	O5R40.1864DE90	2LP069.-0HD.0-4CE0	2KJ3508-9EK22-.FR1	-Z H1J+H06	
0.80	1.56	13104	1778	76000	O5R37.1778DE90	2LP069.-0HC.0-2CE0	2KJ3507-9EK22-.FR1	-Z H1J+H06	

<sup>1)</sup> The specified values refer to continuous stresses. For infrequent, brief stresses please refer to Table 1 on page 4/2.

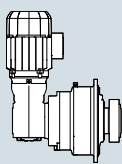


## Selection and ordering data (continued)

$P_N$	$n_2$	$f_B$	$T_2$	$i_{total}$	$F_{R2,perm}^{1)}$	Short product description	FLENDER SIP planetary gear unit	SIMOGEAR geared motor	Order codes
kW	rpm	-	Nm	-	N		Article No.	Article No.	
1.1	0.81	2.75	12972	1760	107700	O5R45.1760DE90	2LP069.-0HE.0-1CE0	2KJ3510-9EK22-.FR1	-Z H1J+H07
	0.84	0.81	12547	1702	45500	O5R30.1702DE90	2LP069.-0HA.0-2CE0	2KJ3505-9EK22-.FS1	-Z H1J+H05
	0.84	1.22	12547	1702	69400	O5R35.1702DE90	2LP069.-0HB.0-2CE0	2KJ3505-9EK22-.FS1	-Z H1J+H05
	0.88	1.70	11972	1624	76000	O5R37.1624DE90	2LP069.-0HC.0-1CE0	2KJ3508-9EK22-.FQ1	-Z H1J+H06
	0.88	2.13	11972	1624	80800	O5R40.1624DE90	2LP069.-0HD.0-3CE0	2KJ3508-9EK22-.FQ1	-Z H1J+H06
	0.97	1.89	10822	1468	76000	O5R37.1468DE90	2LP069.-0HC.0-0CE0	2KJ3508-9EK22-.FP1	-Z H1J+H06
	0.97	2.36	10822	1468	80800	O5R40.1468DE90	2LP069.-0HD.0-2CE0	2KJ3508-9EK22-.FP1	-Z H1J+H06
	0.98	0.95	10754	1459	45500	O5R30.1459DE90	2LP069.-0HA.0-1CE0	2KJ3505-9EK22-.FR1	-Z H1J+H05
	0.98	1.42	10754	1459	69400	O5R35.1459DE90	2LP069.-0HB.0-1CE0	2KJ3505-9EK22-.FR1	-Z H1J+H05
	1.1	1.10	9261	1257	45500	O5R30.1257DE90	2LP069.-0HA.0-0BE0	2KJ3505-9EK22-.FQ1	-Z H1J+H05
	1.1	1.65	9261	1257	69400	O5R35.1257DE90	2LP069.-0HB.0-0BE0	2KJ3505-9EK22-.FQ1	-Z H1J+H05
	1.2	1.18	8683	1178	45500	O5R30.1178DE90	2LP069.-0HA.0-8BE0	2KJ3505-9EK22-.FP1	-Z H1J+H05
	1.2	1.76	8683	1178	69400	O5R35.1178DE90	2LP069.-0HB.0-8BE0	2KJ3505-9EK22-.FP1	-Z H1J+H05
	1.2	2.27	8979	1218	76000	O5R37.1218DE90	2LP069.-0HC.0-8BE0	2KJ3508-9EK22-.FN1	-Z H1J+H06
	1.2	2.41	8451	1147	76000	O5R37.1147DE90	2LP069.-0HC.0-7BE0	2KJ3508-9EK22-.FM1	-Z H1J+H06
	1.2	2.84	8979	1218	80800	O5R40.1218DE90	2LP069.-0HD.0-1CE0	2KJ3508-9EK22-.FN1	-Z H1J+H06
	1.3	2.56	7982	1083	76000	O5R37.1083DE90	2LP069.-0HC.0-6BE0	2KJ3508-9EK22-.FL1	-Z H1J+H06
	1.4	1.33	7687	1043	45500	O5R30.1043DE90	2LP069.-0HA.0-7BE0	2KJ3505-9EK22-.FN1	-Z H1J+H05
	1.4	1.99	7687	1043	69400	O5R35.1043DE90	2LP069.-0HB.0-7BE0	2KJ3505-9EK22-.FN1	-Z H1J+H05
	1.6	1.59	6398	868	45500	O5R30.868DE90	2LP069.-0HA.0-6BE0	2KJ3505-9EK22-.FM1	-Z H1J+H05
	1.6	2.39	6398	868	69400	O5R35.868DE90	2LP069.-0HB.0-6BE0	2KJ3505-9EK22-.FM1	-Z H1J+H05
	1.6	3.00	6792	922	76000	O5R37.922DE90	2LP069.-0HC.0-5BE0	2KJ3508-9EK22-.FK1	-Z H1J+H06
	1.7	1.69	6022	817	45500	O5R30.817DE90	2LP069.-0HA.0-5BE0	2KJ3505-9EK22-.FL1	-Z H1J+H05
	1.7	2.54	6022	817	69400	O5R35.817DE90	2LP069.-0HB.0-5BE0	2KJ3505-9EK22-.FL1	-Z H1J+H05
2.0	1.89	5396	732	45500	O5R30.732DE90	2LP069.-0HA.0-4BE0	2KJ3505-9EK22-.FK1	-Z H1J+H05	
2.0	2.84	5396	732	69400	O5R35.732DE90	2LP069.-0HB.0-4BE0	2KJ3505-9EK22-.FK1	-Z H1J+H05	
2.3	2.22	4594	623	45500	O5R30.623DE90	2LP069.-0HA.0-3BE0	2KJ3505-9EK22-.FJ1	-Z H1J+H05	
2.7	2.59	3937	534	45500	O5R30.534DE90	2LP069.-0HA.0-2BE0	2KJ3505-9EK22-.FH1	-Z H1J+H05	
1.5	0.15	0.84	96865	9706	216200	O5R60.9706DE90	2LP069.-0HH.0-6DE0	2KJ3511-9EM22-.FH2	-Z H1J+H08
	0.16	0.76	87452	8763	155400	O5R55.8763DE90	2LP069.-0HG.0-5DE0	2KJ3511-9EM22-.FG2	-Z H1J+H08
	0.16	0.93	87452	8763	216200	O5R60.8763DE90	2LP069.-0HH.0-5DE0	2KJ3511-9EM22-.FG2	-Z H1J+H08
	0.18	0.84	79329	7949	155400	O5R55.7949DE90	2LP069.-0HG.0-4DE0	2KJ3511-9EM22-.FF2	-Z H1J+H08
	0.18	1.03	79329	7949	216200	O5R60.7949DE90	2LP069.-0HH.0-4DE0	2KJ3511-9EM22-.FF2	-Z H1J+H08
	0.20	0.91	73227	7337	155400	O5R55.7337DE90	2LP069.-0HG.0-3DE0	2KJ3511-9EM22-.FE2	-Z H1J+H08
	0.20	1.11	73227	7337	216200	O5R60.7337DE90	2LP069.-0HH.0-3DE0	2KJ3511-9EM22-.FE2	-Z H1J+H08
	0.22	1.00	66565	6670	155400	O5R55.6670DE90	2LP069.-0HG.0-2DE0	2KJ3511-9EM22-.FD2	-Z H1J+H08
	0.22	1.23	66565	6670	216200	O5R60.6670DE90	2LP069.-0HH.0-2DE0	2KJ3511-9EM22-.FD2	-Z H1J+H08
	0.23	0.72	63434	6356	121300	O5R50.6356DE90	2LP069.-0HF.0-3DE0	2KJ3510-9EM22-.FE2	-Z H1J+H07
	0.25	0.79	58107	5822	121300	O5R50.5822DE90	2LP069.-0HF.0-2DE0	2KJ3510-9EM22-.FD2	-Z H1J+H07
	0.25	1.18	56366	5648	155400	O5R55.5648DE90	2LP069.-0HG.0-1DE0	2KJ3511-9EM22-.FC2	-Z H1J+H08
	0.25	1.45	56366	5648	216200	O5R60.5648DE90	2LP069.-0HH.0-1DE0	2KJ3511-9EM22-.FC2	-Z H1J+H08
	0.27	1.25	53050	5316	155400	O5R55.5316DE90	2LP069.-0HG.0-0DE0	2KJ3511-9EM22-.FB2	-Z H1J+H08
	0.27	1.54	53050	5316	216200	O5R60.5316DE90	2LP069.-0HH.0-0DE0	2KJ3511-9EM22-.FB2	-Z H1J+H08
	0.29	0.94	48754	4885	121300	O5R50.4885DE90	2LP069.-0HF.0-1DE0	2KJ3510-9EM22-.FC2	-Z H1J+H07
	0.29	1.35	48989	4909	155400	O5R55.4909DE90	2LP069.-0HG.0-8CE0	2KJ3511-9EM22-.FA2	-Z H1J+H08
0.29	1.67	48989	4909	216200	O5R60.4909DE90	2LP069.-0HH.0-8CE0	2KJ3511-9EM22-.FA2	-Z H1J+H08	
0.31	0.77	46642	4674	107700	O5R45.4674DE90	2LP069.-0HE.0-0DE0	2KJ3508-9EM22-.HA2	H1J	
0.31	1.00	45886	4598	121300	O5R50.4598DE90	2LP069.-0HF.0-0DE0	2KJ3510-9EM22-.FB2	-Z H1J+H07	

<sup>1)</sup> The specified values refer to continuous stresses. For infrequent, brief stresses please refer to Table 1 on page 4/2.





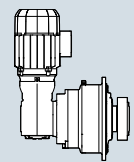
## Planetary geared motors, right-angled

### 4-pole geared motors

#### Selection and ordering data (continued)

$P_N$	$n_2$	$f_B$	$T_2$	$i_{total}$	$F_{R2,perm}^{1)}$	Short product description	FLENDER SIP planetary gear unit	SIMOGEAR geared motor	Order codes
kW	rpm	-	Nm	-	N		Article No.	Article No.	
1.5	0.33	1.52	43589	4368	155400	O5R55.4368DE90	2LP069.-0HG.0-7CE0	2KJ3511-9EM22-.FX1	-Z H1J+H08
	0.33	1.87	43589	4368	216200	O5R60.4368DE90	2LP069.-0HH.0-7CE0	2KJ3511-9EM22-.FX1	-Z H1J+H08
	0.34	1.09	42099	4218	121300	O5R50.4218DE90	2LP069.-0HF.0-8CE0	2KJ3510-9EM22-.FA2	-Z H1J+H07
	0.37	0.92	38701	3878	107700	O5R45.3878DE90	2LP069.-0HE.0-8CE0	2KJ3508-9EM22-.HX1	H1J
	0.37	1.71	38716	3879	155400	O5R55.3879DE90	2LP069.-0HG.0-6CE0	2KJ3511-9EM22-.FW1	-Z H1J+H08
	0.37	2.11	38716	3879	216200	O5R60.3879DE90	2LP069.-0HH.0-6CE0	2KJ3511-9EM22-.FW1	-Z H1J+H08
	0.39	0.98	36424	3650	107700	O5R45.3650DE90	2LP069.-0HE.0-7CE0	2KJ3508-9EM22-.HW1	H1J
	0.39	1.25	36774	3685	121300	O5R50.3685DE90	2LP069.-0HF.0-7CE0	2KJ3510-9EM22-.FX1	-Z H1J+H07
	0.41	1.91	34654	3472	155400	O5R55.3472DE90	2LP069.-0HG.0-5CE0	2KJ3511-9EM22-.FV1	-Z H1J+H08
	0.41	2.36	34654	3472	216200	O5R60.3472DE90	2LP069.-0HH.0-5CE0	2KJ3511-9EM22-.FV1	-Z H1J+H08
	0.43	1.08	32925	3299	107700	O5R45.3299DE90	2LP069.-0HE.0-6CE0	2KJ3510-9EM22-.FW1	-Z H1J+H07
	0.43	1.39	32925	3299	121300	O5R50.3299DE90	2LP069.-0HF.0-6CE0	2KJ3510-9EM22-.FW1	-Z H1J+H07
	0.46	0.82	31148	3121	80800	O5R40.3121DE90	2LP069.-0HD.0-0DE0	2KJ3507-9EM22-.FW1	-Z H1J+H06
	0.48	2.24	29626	2969	155400	O5R55.2969DE90	2LP069.-0HG.0-4CE0	2KJ3511-9EM22-.FU1	-Z H1J+H08
	0.48	2.76	29626	2969	216200	O5R60.2969DE90	2LP069.-0HH.0-4CE0	2KJ3511-9EM22-.FU1	-Z H1J+H08
	0.49	0.87	29316	2937	80800	O5R40.2937DE90	2LP069.-0HD.0-8CE0	2KJ3507-9EM22-.FV1	-Z H1J+H06
	0.50	1.24	28788	2885	107700	O5R45.2885DE90	2LP069.-0HE.0-5CE0	2KJ3510-9EM22-.FV1	-Z H1J+H07
	0.50	1.60	28788	2885	121300	O5R50.2885DE90	2LP069.-0HF.0-5CE0	2KJ3510-9EM22-.FV1	-Z H1J+H07
	0.52	0.74	27687	2774	76000	O5R37.2774DE90	2LP069.-0HC.0-5CE0	2KJ3507-9EM22-.FU1	-Z H1J+H06
	0.52	0.92	27687	2774	80800	O5R40.2774DE90	2LP069.-0HD.0-7CE0	2KJ3507-9EM22-.FU1	-Z H1J+H06
	0.54	2.51	26454	2651	155400	O5R55.2651DE90	2LP069.-0HG.0-2CE0	2KJ3511-9EM22-.FT1	-Z H1J+H08
	0.57	1.02	25075	2513	80800	O5R40.2513DE90	2LP069.-0HD.0-6CE0	2KJ3508-9EM22-.FT1	-Z H1J+H06
	0.58	1.45	24710	2476	107700	O5R45.2476DE90	2LP069.-0HE.0-4CE0	2KJ3510-9EM22-.FU1	-Z H1J+H07
	0.58	1.86	24710	2476	121300	O5R50.2476DE90	2LP069.-0HF.0-4CE0	2KJ3510-9EM22-.FU1	-Z H1J+H07
	0.61	0.87	23559	2361	76000	O5R37.2361DE90	2LP069.-0HC.0-4CE0	2KJ3507-9EM22-.FT1	-Z H1J+H06
	0.65	1.16	22048	2209	80800	O5R40.2209DE90	2LP069.-0HD.0-5CE0	2KJ3508-9EM22-.FS1	-Z H1J+H06
	0.66	1.64	21842	2189	107700	O5R45.2189DE90	2LP069.-0HE.0-3CE0	2KJ3510-9EM22-.FT1	-Z H1J+H07
	0.66	2.10	21842	2189	121300	O5R50.2189DE90	2LP069.-0HF.0-3CE0	2KJ3510-9EM22-.FT1	-Z H1J+H07
	0.71	1.01	20182	2022	76000	O5R37.2022DE90	2LP069.-0HC.0-3CE0	2KJ3507-9EM22-.FS1	-Z H1J+H06
	0.72	0.77	19956	2000	69400	O5R35.2000DE90	2LP069.-0HB.0-3CE0	2KJ3505-9EM22-.FT1	-Z H1J+H05
	0.77	1.37	18601	1864	80800	O5R40.1864DE90	2LP069.-0HD.0-4CE0	2KJ3508-9EM22-.FR1	-Z H1J+H06
	0.81	1.15	17745	1778	76000	O5R37.1778DE90	2LP069.-0HC.0-2CE0	2KJ3507-9EM22-.FR1	-Z H1J+H06
	0.82	2.03	17566	1760	107700	O5R45.1760DE90	2LP069.-0HE.0-1CE0	2KJ3510-9EM22-.FR1	-Z H1J+H07
	0.82	2.61	17566	1760	121300	O5R50.1760DE90	2LP069.-0HF.0-1CE0	2KJ3510-9EM22-.FR1	-Z H1J+H07
0.84	0.90	16990	1702	69400	O5R35.1702DE90	2LP069.-0HB.0-2CE0	2KJ3505-9EM22-.FS1	-Z H1J+H05	
0.88	1.26	16212	1624	76000	O5R37.1624DE90	2LP069.-0HC.0-1CE0	2KJ3508-9EM22-.FQ1	-Z H1J+H06	
0.88	1.57	16212	1624	80800	O5R40.1624DE90	2LP069.-0HD.0-3CE0	2KJ3508-9EM22-.FQ1	-Z H1J+H06	
0.97	2.42	14739	1477	107700	O5R45.1477DE90	2LP069.-0HE.0-0CE0	2KJ3510-9EM22-.FQ1	-Z H1J+H07	
0.98	0.70	14563	1459	45500	O5R30.1459DE90	2LP069.-0HA.0-1CE0	2KJ3505-9EM22-.FR1	-Z H1J+H05	
0.98	1.05	14563	1459	69400	O5R35.1459DE90	2LP069.-0HB.0-1CE0	2KJ3505-9EM22-.FR1	-Z H1J+H05	
0.98	1.39	14654	1468	76000	O5R37.1468DE90	2LP069.-0HC.0-0CE0	2KJ3508-9EM22-.FP1	-Z H1J+H06	
0.98	1.74	14654	1468	80800	O5R40.1468DE90	2LP069.-0HD.0-2CE0	2KJ3508-9EM22-.FP1	-Z H1J+H06	
1.0	2.57	13872	1390	107700	O5R45.1390DE90	2LP069.-0HE.0-8BE0	2KJ3510-9EM22-.FP1	-Z H1J+H07	
1.1	0.81	12540	1257	45500	O5R30.1257DE90	2LP069.-0HA.0-0BE0	2KJ3505-9EM22-.FQ1	-Z H1J+H05	
1.1	1.22	12540	1257	69400	O5R35.1257DE90	2LP069.-0HB.0-0BE0	2KJ3505-9EM22-.FQ1	-Z H1J+H05	
1.1	2.81	12727	1275	107700	O5R45.1275DE90	2LP069.-0HE.0-7BE0	2KJ3510-9EM22-.FN1	-Z H1J+H07	
1.2	0.87	11758	1178	45500	O5R30.1178DE90	2LP069.-0HA.0-8BE0	2KJ3505-9EM22-.FP1	-Z H1J+H05	
1.2	1.30	11758	1178	69400	O5R35.1178DE90	2LP069.-0HB.0-8BE0	2KJ3505-9EM22-.FP1	-Z H1J+H05	

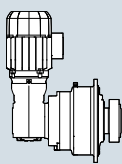
<sup>1)</sup> The specified values refer to continuous stresses. For infrequent, brief stresses please refer to Table 1 on page 4/2.



## Selection and ordering data (continued)

$P_N$ kW	$n_2$ rpm	$f_B$ -	$T_2$ Nm	$i_{total}$ -	$F_{R2,perm}^{1)}$ N	Short product description	FLENDER SIP planetary gear unit	SIMOGEAR geared motor	Order codes
							Article No.	Article No.	
1.5	1.2	1.68	12159	1218	76000	O5R37.1218DE90	2LP069.-0HC.0-8BE0	2KJ3508-9EM22.-FN1	-Z H1J+H06
	1.2	2.10	12159	1218	80800	O5R40.1218DE90	2LP069.-0HD.0-1CE0	2KJ3508-9EM22.-FN1	-Z H1J+H06
	1.3	1.78	11444	1147	76000	O5R37.1147DE90	2LP069.-0HC.0-7BE0	2KJ3508-9EM22.-FM1	-Z H1J+H06
	1.3	1.89	10808	1083	76000	O5R37.1083DE90	2LP069.-0HC.0-6BE0	2KJ3508-9EM22.-FL1	-Z H1J+H06
	1.3	2.23	11444	1147	80800	O5R40.1147DE90	2LP069.-0HD.0-0CE0	2KJ3508-9EM22.-FM1	-Z H1J+H06
	1.3	2.36	10808	1083	80800	O5R40.1083DE90	2LP069.-0HD.0-8BE0	2KJ3508-9EM22.-FL1	-Z H1J+H06
	1.4	0.98	10410	1043	45500	O5R30.1043DE90	2LP069.-0HA.0-7BE0	2KJ3505-9EM22.-FN1	-Z H1J+H05
	1.4	1.47	10410	1043	69400	O5R35.1043DE90	2LP069.-0HB.0-7BE0	2KJ3505-9EM22.-FN1	-Z H1J+H05
	1.5	2.60	9829	985	80800	O5R40.985DE90	2LP069.-0HD.0-6BE0	2KJ3510-9EM22.-FR1	-Z H1J+H07
	1.6	2.22	9197	922	76000	O5R37.922DE90	2LP069.-0HC.0-5BE0	2KJ3508-9EM22.-FK1	-Z H1J+H06
	1.7	1.18	8664	868	45500	O5R30.868DE90	2LP069.-0HA.0-6BE0	2KJ3505-9EM22.-FM1	-Z H1J+H05
	1.7	1.77	8664	868	69400	O5R35.868DE90	2LP069.-0HB.0-6BE0	2KJ3505-9EM22.-FM1	-Z H1J+H05
	1.8	1.25	8155	817	45500	O5R30.817DE90	2LP069.-0HA.0-5BE0	2KJ3505-9EM22.-FL1	-Z H1J+H05
	1.8	1.88	8155	817	69400	O5R35.817DE90	2LP069.-0HB.0-5BE0	2KJ3505-9EM22.-FL1	-Z H1J+H05
	1.8	2.59	7878	789	76000	O5R37.789DE90	2LP069.-0HC.0-4BE0	2KJ3508-9EM22.-FJ1	-Z H1J+H06
	2.0	1.40	7307	732	45500	O5R30.732DE90	2LP069.-0HA.0-4BE0	2KJ3505-9EM22.-FK1	-Z H1J+H05
	2.0	2.09	7307	732	69400	O5R35.732DE90	2LP069.-0HB.0-4BE0	2KJ3505-9EM22.-FK1	-Z H1J+H05
	2.1	2.95	6927	694	76000	O5R37.694DE90	2LP069.-0HC.0-3BE0	2KJ3508-9EM22.-FH1	-Z H1J+H06
	2.3	1.64	6221	623	45500	O5R30.623DE90	2LP069.-0HA.0-3BE0	2KJ3505-9EM22.-FJ1	-Z H1J+H05
	2.3	2.46	6221	623	69400	O5R35.623DE90	2LP069.-0HB.0-3BE0	2KJ3505-9EM22.-FJ1	-Z H1J+H05
	2.7	1.91	5332	534	45500	O5R30.534DE90	2LP069.-0HA.0-2BE0	2KJ3505-9EM22.-FH1	-Z H1J+H05
	2.7	2.87	5332	534	69400	O5R35.534DE90	2LP069.-0HB.0-2BE0	2KJ3505-9EM22.-FH1	-Z H1J+H05
	3.1	2.22	4591	460	45500	O5R30.460DE90	2LP069.-0HA.0-1BE0	2KJ3505-9EM22.-FG1	-Z H1J+H05
	3.3	2.34	4359	437	45500	O5R30.437DE90	2LP069.-0HA.0-0AE0	2KJ3505-9EM22.-FF1	-Z H1J+H05
3.5	2.49	4103	411	45000	O5R30.411DE90	2LP069.-0HA.0-8AE0	2KJ3505-9EM22.-FE1	-Z H1J+H05	
3.9	2.78	3676	368	43500	O5R30.368DE90	2LP069.-0HA.0-7AE0	2KJ3505-9EM22.-FD1	-Z H1J+H05	
2.2	0.18	0.71	114463	7949	216200	O5R60.7949DE100	2LP069.-0HH.0-4DF0	2KJ3511-9FL22.-FF2	-Z H1J+H08
	0.20	0.77	105658	7337	216200	O5R60.7337DE100	2LP069.-0HH.0-3DF0	2KJ3511-9FL22.-FE2	-Z H1J+H08
	0.22	0.85	96046	6670	216200	O5R60.6670DE100	2LP069.-0HH.0-2DF0	2KJ3511-9FL22.-FD2	-Z H1J+H08
	0.26	0.82	81329	5648	155400	O5R55.5648DE100	2LP069.-0HG.0-1DF0	2KJ3511-9FL22.-FC2	-Z H1J+H08
	0.26	1.00	81329	5648	216200	O5R60.5648DE100	2LP069.-0HH.0-1DF0	2KJ3511-9FL22.-FC2	-Z H1J+H08
	0.27	0.87	76545	5316	155400	O5R55.5316DE100	2LP069.-0HG.0-0DF0	2KJ3511-9FL22.-FB2	-Z H1J+H08
	0.27	1.07	76545	5316	216200	O5R60.5316DE100	2LP069.-0HH.0-0DF0	2KJ3511-9FL22.-FB2	-Z H1J+H08
	0.30	0.94	70686	4909	155400	O5R55.4909DE100	2LP069.-0HG.0-8CF0	2KJ3511-9FL22.-FA2	-Z H1J+H08
	0.30	1.15	70686	4909	216200	O5R60.4909DE100	2LP069.-0HH.0-8CF0	2KJ3511-9FL22.-FA2	-Z H1J+H08
	0.33	1.05	62894	4368	155400	O5R55.4368DE100	2LP069.-0HG.0-7CF0	2KJ3511-9FL22.-FX1	-Z H1J+H08
	0.33	1.30	62894	4368	216200	O5R60.4368DE100	2LP069.-0HH.0-7CF0	2KJ3511-9FL22.-FX1	-Z H1J+H08
	0.34	0.76	60743	4218	121300	O5R50.4218DE100	2LP069.-0HF.0-8CF0	2KJ3510-9FL22.-FA2	-Z H1J+H07
	0.38	1.19	55862	3879	155400	O5R55.3879DE100	2LP069.-0HG.0-6CF0	2KJ3511-9FL22.-FW1	-Z H1J+H08
	0.38	1.46	55862	3879	216200	O5R60.3879DE100	2LP069.-0HH.0-6CF0	2KJ3511-9FL22.-FW1	-Z H1J+H08
	0.39	0.87	53061	3685	121300	O5R50.3685DE100	2LP069.-0HF.0-7CF0	2KJ3510-9FL22.-FX1	-Z H1J+H07
	0.42	1.33	50002	3472	155400	O5R55.3472DE100	2LP069.-0HG.0-5CF0	2KJ3511-9FL22.-FV1	-Z H1J+H08
0.42	1.63	50002	3472	216200	O5R60.3472DE100	2LP069.-0HH.0-5CF0	2KJ3511-9FL22.-FV1	-Z H1J+H08	
0.44	0.75	47506	3299	107700	O5R45.3299DE100	2LP069.-0HE.0-6CF0	2KJ3510-9FL22.-FW1	-Z H1J+H07	
0.44	0.97	47506	3299	121300	O5R50.3299DE100	2LP069.-0HF.0-6CF0	2KJ3510-9FL22.-FW1	-Z H1J+H07	
0.49	1.55	42747	2969	155400	O5R55.2969DE100	2LP069.-0HG.0-4CF0	2KJ3511-9FL22.-FU1	-Z H1J+H08	
0.49	1.91	42747	2969	216200	O5R60.2969DE100	2LP069.-0HH.0-4CF0	2KJ3511-9FL22.-FU1	-Z H1J+H08	
0.50	0.86	41538	2885	107700	O5R45.2885DE100	2LP069.-0HE.0-5CF0	2KJ3510-9FL22.-FV1	-Z H1J+H07	

<sup>1)</sup> The specified values refer to continuous stresses. For infrequent, brief stresses please refer to Table 1 on page 4/2.



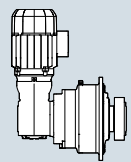
## Planetary geared motors, right-angled

### 4-pole geared motors

#### Selection and ordering data (continued)

$P_N$ kW	$n_2$ rpm	$f_B$ -	$T_2$ Nm	$i_{total}$ -	$F_{R2,perm}^{1)}$ N	Short product description	FLENDER SIP planetary gear unit	SIMOGEAR geared motor	Order codes
							Article No.	Article No.	
2.2	0.50	1.11	41538	2885	121300	O5R50.2885DE100	2LP069.-0HF.0-5CF0	2KJ3510-9FL22.-FV1	-Z H1J+H07
	0.55	1.74	38171	2651	155400	O5R55.2651DE100	2LP069.-0HG.0-2CF0	2KJ3511-9FL22.-FT1	-Z H1J+H08
	0.55	2.14	38171	2651	216200	O5R60.2651DE100	2LP069.-0HH.0-3CF0	2KJ3511-9FL22.-FT1	-Z H1J+H08
	0.58	0.71	36181	2513	80800	O5R40.2513DE100	2LP069.-0HD.0-6CF0	2KJ3508-9FL22.-FT1	-Z H1J+H06
	0.59	1.00	35654	2476	107700	O5R45.2476DE100	2LP069.-0HE.0-4CF0	2KJ3510-9FL22.-FU1	-Z H1J+H07
	0.59	1.29	35654	2476	121300	O5R50.2476DE100	2LP069.-0HF.0-4CF0	2KJ3510-9FL22.-FU1	-Z H1J+H07
	0.62	1.97	33736	2343	155400	O5R55.2343DE100	2LP069.-0HG.0-1CF0	2KJ3511-9FL22.-FS1	-Z H1J+H08
	0.62	2.42	33736	2343	216200	O5R60.2343DE100	2LP069.-0HH.0-2CF0	2KJ3511-9FL22.-FS1	-Z H1J+H08
	0.66	0.80	31812	2209	80800	O5R40.2209DE100	2LP069.-0HD.0-5CF0	2KJ3508-9FL22.-FS1	-Z H1J+H06
	0.66	1.13	31515	2189	107700	O5R45.2189DE100	2LP069.-0HE.0-3CF0	2KJ3510-9FL22.-FT1	-Z H1J+H07
	0.66	1.46	31515	2189	121300	O5R50.2189DE100	2LP069.-0HF.0-3CF0	2KJ3510-9FL22.-FT1	-Z H1J+H07
	0.71	2.24	29606	2056	155400	O5R55.2056DE100	2LP069.-0HG.0-0CF0	2KJ3511-9FL22.-FR1	-Z H1J+H08
	0.71	2.76	29606	2056	216200	O5R60.2056DE100	2LP069.-0HH.0-1CF0	2KJ3511-9FL22.-FR1	-Z H1J+H08
	0.72	0.70	29120	2022	76000	O5R37.2022DE100	2LP069.-0HC.0-3CF0	2KJ3507-9FL22.-FS1	-Z H1J+H06
	0.78	0.95	26839	1864	80800	O5R40.1864DE100	2LP069.-0HD.0-4CF0	2KJ3508-9FL22.-FR1	-Z H1J+H06
	0.78	1.33	26799	1861	107700	O5R45.1861DE100	2LP069.-0HE.0-2CF0	2KJ3510-9FL22.-FS1	-Z H1J+H07
	0.78	1.71	26799	1861	121300	O5R50.1861DE100	2LP069.-0HF.0-2CF0	2KJ3510-9FL22.-FS1	-Z H1J+H07
	0.81	2.57	25774	1790	155400	O5R55.1790DE100	2LP069.-0HG.0-8BF0	2KJ3511-9FL22.-FQ1	-Z H1J+H08
	0.82	0.80	25604	1778	76000	O5R37.1778DE100	2LP069.-0HC.0-2CF0	2KJ3507-9FL22.-FR1	-Z H1J+H06
	0.83	1.41	25346	1760	107700	O5R45.1760DE100	2LP069.-0HE.0-1CF0	2KJ3510-9FL22.-FR1	-Z H1J+H07
	0.83	1.81	25346	1760	121300	O5R50.1760DE100	2LP069.-0HF.0-1CF0	2KJ3510-9FL22.-FR1	-Z H1J+H07
	0.90	0.87	23392	1624	76000	O5R37.1624DE100	2LP069.-0HC.0-1CF0	2KJ3508-9FL22.-FQ1	-Z H1J+H06
	0.90	1.09	23392	1624	80800	O5R40.1624DE100	2LP069.-0HD.0-3CF0	2KJ3508-9FL22.-FQ1	-Z H1J+H06
	0.99	0.97	21145	1468	76000	O5R37.1468DE100	2LP069.-0HC.0-0CF0	2KJ3508-9FL22.-FP1	-Z H1J+H06
	0.99	1.21	21145	1468	80800	O5R40.1468DE100	2LP069.-0HD.0-2CF0	2KJ3508-9FL22.-FP1	-Z H1J+H06
	0.99	1.68	21266	1477	107700	O5R45.1477DE100	2LP069.-0HE.0-0CF0	2KJ3510-9FL22.-FQ1	-Z H1J+H07
	0.99	2.16	21266	1477	121300	O5R50.1477DE100	2LP069.-0HF.0-0CF0	2KJ3510-9FL22.-FQ1	-Z H1J+H07
	1.0	0.73	21012	1459	69400	O5R35.1459DE100	2LP069.-0HB.0-1CF0	2KJ3505-9FL22.-FR1	-Z H1J+H05
	1.1	1.78	20015	1390	107700	O5R45.1390DE100	2LP069.-0HE.0-8BF0	2KJ3510-9FL22.-FP1	-Z H1J+H07
	1.1	1.94	18363	1275	107700	O5R45.1275DE100	2LP069.-0HE.0-7BF0	2KJ3510-9FL22.-FN1	-Z H1J+H07
	1.1	2.29	20015	1390	121300	O5R50.1390DE100	2LP069.-0HF.0-8BF0	2KJ3510-9FL22.-FP1	-Z H1J+H07
	1.1	2.50	18363	1275	121300	O5R50.1275DE100	2LP069.-0HF.0-7BF0	2KJ3510-9FL22.-FN1	-Z H1J+H07
1.2	0.85	18094	1257	69400	O5R35.1257DE100	2LP069.-0HB.0-0BF0	2KJ3505-9FL22.-FQ1	-Z H1J+H05	
1.2	0.90	16965	1178	69400	O5R35.1178DE100	2LP069.-0HB.0-8BF0	2KJ3505-9FL22.-FP1	-Z H1J+H05	
1.2	1.16	17544	1218	76000	O5R37.1218DE100	2LP069.-0HC.0-8BF0	2KJ3508-9FL22.-FN1	-Z H1J+H06	
1.2	1.45	17544	1218	80800	O5R40.1218DE100	2LP069.-0HD.0-1CF0	2KJ3508-9FL22.-FN1	-Z H1J+H06	
1.3	1.24	16512	1147	76000	O5R37.1147DE100	2LP069.-0HC.0-7BF0	2KJ3508-9FL22.-FM1	-Z H1J+H06	
1.3	1.31	15595	1083	76000	O5R37.1083DE100	2LP069.-0HC.0-6BF0	2KJ3508-9FL22.-FL1	-Z H1J+H06	
1.3	1.54	16512	1147	80800	O5R40.1147DE100	2LP069.-0HD.0-0CF0	2KJ3508-9FL22.-FM1	-Z H1J+H06	
1.3	1.64	15595	1083	80800	O5R40.1083DE100	2LP069.-0HD.0-8BF0	2KJ3508-9FL22.-FL1	-Z H1J+H06	
1.3	2.23	16041	1114	107700	O5R45.1114DE100	2LP069.-0HE.0-6BF0	2KJ3510-9FL22.-FM1	-Z H1J+H07	
1.3	2.86	16041	1114	121300	O5R50.1114DE100	2LP069.-0HF.0-6BF0	2KJ3510-9FL22.-FM1	-Z H1J+H07	
1.4	1.02	15020	1043	69400	O5R35.1043DE100	2LP069.-0HB.0-7BF0	2KJ3505-9FL22.-FN1	-Z H1J+H05	
1.4	1.70	14994	1041	80800	O5R40.1041DE100	2LP069.-0HD.0-7BF0	2KJ3510-9FL22.-FS1	-Z H1J+H07	
1.5	1.80	14181	985	80800	O5R40.985DE100	2LP069.-0HD.0-6BF0	2KJ3510-9FL22.-FR1	-Z H1J+H07	
1.5	2.49	14361	997	107700	O5R45.997DE100	2LP069.-0HE.0-5BF0	2KJ3510-9FL22.-FL1	-Z H1J+H07	
1.6	1.54	13270	922	76000	O5R37.922DE100	2LP069.-0HC.0-5BF0	2KJ3508-9FL22.-FK1	-Z H1J+H06	
1.7	0.82	12502	868	45500	O5R30.868DE100	2LP069.-0HA.0-6BF0	2KJ3505-9FL22.-FM1	-Z H1J+H05	

<sup>1)</sup> The specified values refer to continuous stresses. For infrequent, brief stresses please refer to Table 1 on page 4/2.

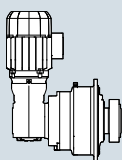


## Selection and ordering data (continued)

$P_N$ kW	$n_2$ rpm	$f_B$ -	$T_2$ Nm	$i_{total}$ -	$F_{R2,perm}^{1)}$ N	Short product description	FLENDER SIP planetary gear unit Article No.	SIMOGEAR geared motor Article No.	Order codes
2.2	1.7	1.22	12502	868	69400	O5R35.868DE100	2LP069.-0HB.0-6BF0	2KJ3505-9FL22-.FM1	-Z H1J+H05
	1.7	2.84	12557	872	107700	O5R45.872DE100	2LP069.-0HE.0-4BF0	2KJ3510-9FL22-.FK1	-Z H1J+H07
	1.8	0.87	11766	817	45500	O5R30.817DE100	2LP069.-0HA.0-5BF0	2KJ3505-9FL22-.FL1	-Z H1J+H05
	1.8	1.30	11766	817	69400	O5R35.817DE100	2LP069.-0HB.0-5BF0	2KJ3505-9FL22-.FL1	-Z H1J+H05
	1.8	1.80	11368	789	76000	O5R37.789DE100	2LP069.-0HC.0-4BF0	2KJ3508-9FL22-.FJ1	-Z H1J+H06
	1.8	2.14	11899	826	80800	O5R40.826DE100	2LP069.-0HD.0-5BF0	2KJ3510-9FL22-.FQ1	-Z H1J+H07
	1.9	2.28	11199	778	80800	O5R40.778DE100	2LP069.-0HD.0-4BF0	2KJ3510-9FL22-.FP1	-Z H1J+H07
	2.0	0.97	10543	732	45500	O5R30.732DE100	2LP069.-0HA.0-4BF0	2KJ3505-9FL22-.FK1	-Z H1J+H05
	2.0	1.45	10543	732	69400	O5R35.732DE100	2LP069.-0HB.0-4BF0	2KJ3505-9FL22-.FK1	-Z H1J+H05
	2.0	2.48	10275	714	80800	O5R40.714DE100	2LP069.-0HD.0-3BF0	2KJ3510-9FL22-.FN1	-Z H1J+H07
	2.1	2.04	9995	694	76000	O5R37.694DE100	2LP069.-0HC.0-3BF0	2KJ3508-9FL22-.FH1	-Z H1J+H06
	2.3	1.14	8976	623	45500	O5R30.623DE100	2LP069.-0HA.0-3BF0	2KJ3505-9FL22-.FJ1	-Z H1J+H05
	2.3	1.71	8976	623	69400	O5R35.623DE100	2LP069.-0HB.0-3BF0	2KJ3505-9FL22-.FJ1	-Z H1J+H05
	2.3	2.84	8975	623	80800	O5R40.623DE100	2LP069.-0HD.0-2BF0	2KJ3510-9FL22-.FM1	-Z H1J+H07
	2.5	2.42	8432	586	76000	O5R37.586DE100	2LP069.-0HC.0-2BF0	2KJ3508-9FL22-.FG1	-Z H1J+H06
	2.6	2.54	8036	558	76000	O5R37.558DE100	2LP069.-0HC.0-1BF0	2KJ3510-9FL22-.FL1	-Z H1J+H07
	2.7	1.33	7693	534	45500	O5R30.534DE100	2LP069.-0HA.0-2BF0	2KJ3505-9FL22-.FH1	-Z H1J+H05
	2.7	1.99	7693	534	69400	O5R35.534DE100	2LP069.-0HB.0-2BF0	2KJ3505-9FL22-.FH1	-Z H1J+H05
	3.0	2.90	7026	488	74900	O5R37.488DE100	2LP069.-0HC.0-0BF0	2KJ3510-9FL22-.FK1	-Z H1J+H07
	3.2	1.54	6625	460	45500	O5R30.460DE100	2LP069.-0HA.0-1BF0	2KJ3505-9FL22-.FG1	-Z H1J+H05
	3.2	2.31	6625	460	67500	O5R35.460DE100	2LP069.-0HB.0-1BF0	2KJ3505-9FL22-.FG1	-Z H1J+H05
	3.3	1.62	6290	437	45500	O5R30.437DE100	2LP069.-0HA.0-0AF0	2KJ3505-9FL22-.FF1	-Z H1J+H05
	3.3	2.41	6360	442	66700	O5R35.442DE100	2LP069.-0HB.0-0BF0	2KJ3508-9FL22-.FJ1	-Z H1J+H06
	3.5	1.72	5920	411	44800	O5R30.411DE100	2LP069.-0HA.0-8AF0	2KJ3505-9FL22-.FE1	-Z H1J+H05
	3.5	2.54	6031	419	65700	O5R35.419DE100	2LP069.-0HB.0-8AF0	2KJ3510-9FL22-.HJ1	H1J
	3.9	2.87	5331	370	63300	O5R35.370DE100	2LP069.-0HB.0-7AF0	2KJ3510-9FL22-.HH1	H1J
	4.0	1.92	5304	368	43300	O5R30.368DE100	2LP069.-0HA.0-7AF0	2KJ3505-9FL22-.FD1	-Z H1J+H05
4.6	2.26	4516	314	41300	O5R30.314DE100	2LP069.-0HA.0-6AF0	2KJ3505-9FL22-.FC1	-Z H1J+H05	
5.4	2.64	3871	269	39400	O5R30.269DE100	2LP069.-0HA.0-5AF0	2KJ3505-9FL22-.FB1	-Z H1J+H05	
3.0	0.26	0.73	111263	5648	216200	O5R60.5648DE100	2LP069.-0HH.0-1DF0	2KJ3511-9FM22-.FC2	-Z H1J+H08
	0.27	0.78	104718	5316	216200	O5R60.5316DE100	2LP069.-0HH.0-0DF0	2KJ3511-9FM22-.FB2	-Z H1J+H08
	0.30	0.84	96702	4909	216200	O5R60.4909DE100	2LP069.-0HH.0-8CF0	2KJ3511-9FM22-.FA2	-Z H1J+H08
	0.33	0.77	86043	4368	155400	O5R55.4368DE100	2LP069.-0HG.0-7CF0	2KJ3511-9FM22-.FX1	-Z H1J+H08
	0.33	0.95	86043	4368	216200	O5R60.4368DE100	2LP069.-0HH.0-7CF0	2KJ3511-9FM22-.FX1	-Z H1J+H08
	0.38	0.87	76423	3879	155400	O5R55.3879DE100	2LP069.-0HG.0-6CF0	2KJ3511-9FM22-.FW1	-Z H1J+H08
	0.38	1.07	76423	3879	216200	O5R60.3879DE100	2LP069.-0HH.0-6CF0	2KJ3511-9FM22-.FW1	-Z H1J+H08
	0.42	0.97	68406	3472	155400	O5R55.3472DE100	2LP069.-0HG.0-5CF0	2KJ3511-9FM22-.FV1	-Z H1J+H08
	0.42	1.19	68406	3472	216200	O5R60.3472DE100	2LP069.-0HH.0-5CF0	2KJ3511-9FM22-.FV1	-Z H1J+H08
	0.44	0.71	64991	3299	121300	O5R50.3299DE100	2LP069.-0HF.0-6CF0	2KJ3510-9FM22-.FW1	-Z H1J+H07
	0.49	1.13	58480	2969	155400	O5R55.2969DE100	2LP069.-0HG.0-4CF0	2KJ3511-9FM22-.FU1	-Z H1J+H08
	0.49	1.40	58480	2969	216200	O5R60.2969DE100	2LP069.-0HH.0-4CF0	2KJ3511-9FM22-.FU1	-Z H1J+H08
	0.50	0.81	56826	2885	121300	O5R50.2885DE100	2LP069.-0HF.0-5CF0	2KJ3510-9FM22-.FV1	-Z H1J+H07
	0.55	1.27	52219	2651	155400	O5R55.2651DE100	2LP069.-0HG.0-2CF0	2KJ3511-9FM22-.FT1	-Z H1J+H08
	0.55	1.56	52219	2651	216200	O5R60.2651DE100	2LP069.-0HH.0-3CF0	2KJ3511-9FM22-.FT1	-Z H1J+H08
	0.59	0.73	48776	2476	107700	O5R45.2476DE100	2LP069.-0HE.0-4CF0	2KJ3510-9FM22-.FU1	-Z H1J+H07
	0.59	0.94	48776	2476	121300	O5R50.2476DE100	2LP069.-0HF.0-4CF0	2KJ3510-9FM22-.FU1	-Z H1J+H07
0.62	1.44	46153	2343	155400	O5R55.2343DE100	2LP069.-0HG.0-1CF0	2KJ3511-9FM22-.FS1	-Z H1J+H08	
0.62	1.77	46153	2343	216200	O5R60.2343DE100	2LP069.-0HH.0-2CF0	2KJ3511-9FM22-.FS1	-Z H1J+H08	

<sup>1)</sup> The specified values refer to continuous stresses. For infrequent, brief stresses please refer to Table 1 on page 4/2.





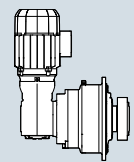
## Planetary geared motors, right-angled

### 4-pole geared motors

#### Selection and ordering data (continued)

$P_N$	$n_2$	$f_B$	$T_2$	$i_{total}$	$F_{R2,perm}^{1)}$	Short product description	FLENDER SIP planetary gear unit	SIMOGEAR geared motor	Order codes
kW	rpm	-	Nm	-	N		Article No.	Article No.	
3.0	0.66	0.83	43114	2189	107700	O5R45.2189DE100	2LP069.-0HE.0-3CF0	2KJ3510-9FM22-.FT1	-Z H1J+H07
	0.66	1.07	43114	2189	121300	O5R50.2189DE100	2LP069.-0HF.0-3CF0	2KJ3510-9FM22-.FT1	-Z H1J+H07
	0.71	1.64	40502	2056	155400	O5R55.2056DE100	2LP069.-0HG.0-0CF0	2KJ3511-9FM22-.FR1	-Z H1J+H08
	0.71	2.02	40502	2056	216200	O5R60.2056DE100	2LP069.-0HH.0-1CF0	2KJ3511-9FM22-.FR1	-Z H1J+H08
	0.78	0.97	36662	1861	107700	O5R45.1861DE100	2LP069.-0HE.0-2CF0	2KJ3510-9FM22-.FS1	-Z H1J+H07
	0.78	1.25	36662	1861	121300	O5R50.1861DE100	2LP069.-0HF.0-2CF0	2KJ3510-9FM22-.FS1	-Z H1J+H07
	0.81	1.88	35260	1790	155400	O5R55.1790DE100	2LP069.-0HG.0-8BF0	2KJ3511-9FM22-.FQ1	-Z H1J+H08
	0.81	2.32	35260	1790	216200	O5R60.1790DE100	2LP069.-0HH.0-0CF0	2KJ3511-9FM22-.FQ1	-Z H1J+H08
	0.83	1.03	34674	1760	107700	O5R45.1760DE100	2LP069.-0HE.0-1CF0	2KJ3510-9FM22-.FR1	-Z H1J+H07
	0.83	1.32	34674	1760	121300	O5R50.1760DE100	2LP069.-0HF.0-1CF0	2KJ3510-9FM22-.FR1	-Z H1J+H07
	0.90	0.80	32002	1624	80800	O5R40.1624DE100	2LP069.-0HD.0-3CF0	2KJ3508-9FM22-.FQ1	-Z H1J+H06
	0.95	2.20	30141	1530	155400	O5R55.1530DE100	2LP069.-0HG.0-7BF0	2KJ3511-9FM22-.FP1	-Z H1J+H08
	0.95	2.71	30141	1530	216200	O5R60.1530DE100	2LP069.-0HH.0-8BF0	2KJ3511-9FM22-.FP1	-Z H1J+H08
	0.99	0.71	28927	1468	76000	O5R37.1468DE100	2LP069.-0HC.0-0CF0	2KJ3508-9FM22-.FP1	-Z H1J+H06
	0.99	0.88	28927	1468	80800	O5R40.1468DE100	2LP069.-0HD.0-2CF0	2KJ3508-9FM22-.FP1	-Z H1J+H06
	0.99	1.23	29093	1477	107700	O5R45.1477DE100	2LP069.-0HE.0-0CF0	2KJ3510-9FM22-.FQ1	-Z H1J+H07
	0.99	1.58	29093	1477	121300	O5R50.1477DE100	2LP069.-0HF.0-0CF0	2KJ3510-9FM22-.FQ1	-Z H1J+H07
	1.1	1.30	27382	1390	107700	O5R45.1390DE100	2LP069.-0HE.0-8BF0	2KJ3510-9FM22-.FP1	-Z H1J+H07
	1.1	1.42	25122	1275	107700	O5R45.1275DE100	2LP069.-0HE.0-7BF0	2KJ3510-9FM22-.FN1	-Z H1J+H07
	1.1	1.68	27382	1390	121300	O5R50.1390DE100	2LP069.-0HF.0-8BF0	2KJ3510-9FM22-.FP1	-Z H1J+H07
	1.1	1.83	25122	1275	121300	O5R50.1275DE100	2LP069.-0HF.0-7BF0	2KJ3510-9FM22-.FN1	-Z H1J+H07
	1.1	2.57	25800	1310	155400	O5R55.1310DE100	2LP069.-0HG.0-6BF0	2KJ3511-9FM22-.FN1	-Z H1J+H08
	1.2	0.85	24002	1218	76000	O5R37.1218DE100	2LP069.-0HC.0-8BF0	2KJ3508-9FM22-.FN1	-Z H1J+H06
	1.2	1.06	24002	1218	80800	O5R40.1218DE100	2LP069.-0HD.0-1CF0	2KJ3508-9FM22-.FN1	-Z H1J+H06
	1.3	0.90	22590	1147	76000	O5R37.1147DE100	2LP069.-0HC.0-7BF0	2KJ3508-9FM22-.FM1	-Z H1J+H06
	1.3	0.96	21335	1083	76000	O5R37.1083DE100	2LP069.-0HC.0-6BF0	2KJ3508-9FM22-.FL1	-Z H1J+H06
	1.3	1.13	22590	1147	80800	O5R40.1147DE100	2LP069.-0HD.0-0CF0	2KJ3508-9FM22-.FM1	-Z H1J+H06
	1.3	1.20	21335	1083	80800	O5R40.1083DE100	2LP069.-0HD.0-8BF0	2KJ3508-9FM22-.FL1	-Z H1J+H06
	1.3	1.63	21944	1114	107700	O5R45.1114DE100	2LP069.-0HE.0-6BF0	2KJ3510-9FM22-.FM1	-Z H1J+H07
	1.3	2.09	21944	1114	121300	O5R50.1114DE100	2LP069.-0HF.0-6BF0	2KJ3510-9FM22-.FM1	-Z H1J+H07
1.4	0.74	20549	1043	69400	O5R35.1043DE100	2LP069.-0HB.0-7BF0	2KJ3505-9FM22-.FN1	-Z H1J+H05	
1.4	1.24	20513	1041	80800	O5R40.1041DE100	2LP069.-0HD.0-7BF0	2KJ3510-9FM22-.FS1	-Z H1J+H07	
1.5	1.31	19401	985	80800	O5R40.985DE100	2LP069.-0HD.0-6BF0	2KJ3510-9FM22-.FR1	-Z H1J+H07	
1.5	1.82	19647	997	107700	O5R45.997DE100	2LP069.-0HE.0-5BF0	2KJ3510-9FM22-.FL1	-Z H1J+H07	
1.5	2.34	19647	997	121300	O5R50.997DE100	2LP069.-0HF.0-5BF0	2KJ3510-9FM22-.FL1	-Z H1J+H07	
1.6	1.12	18154	922	76000	O5R37.922DE100	2LP069.-0HC.0-5BF0	2KJ3508-9FM22-.FK1	-Z H1J+H06	
1.7	0.89	17103	868	69400	O5R35.868DE100	2LP069.-0HB.0-6BF0	2KJ3505-9FM22-.FM1	-Z H1J+H05	
1.7	2.08	17179	872	107700	O5R45.872DE100	2LP069.-0HE.0-4BF0	2KJ3510-9FM22-.FK1	-Z H1J+H07	
1.7	2.67	17179	872	121300	O5R50.872DE100	2LP069.-0HF.0-4BF0	2KJ3510-9FM22-.FK1	-Z H1J+H07	
1.8	0.95	16097	817	69400	O5R35.817DE100	2LP069.-0HB.0-5BF0	2KJ3505-9FM22-.FL1	-Z H1J+H05	
1.8	1.31	15552	789	76000	O5R37.789DE100	2LP069.-0HC.0-4BF0	2KJ3508-9FM22-.FJ1	-Z H1J+H06	
1.8	1.57	16278	826	80800	O5R40.826DE100	2LP069.-0HD.0-5BF0	2KJ3510-9FM22-.FQ1	-Z H1J+H07	
1.9	1.67	15321	778	80800	O5R40.778DE100	2LP069.-0HD.0-4BF0	2KJ3510-9FM22-.FP1	-Z H1J+H07	
1.9	2.42	14745	748	107700	O5R45.748DE100	2LP069.-0HE.0-3BF0	2KJ3510-9FM22-.FJ1	-Z H1J+H07	
2.0	0.71	14423	732	45500	O5R30.732DE100	2LP069.-0HA.0-4BF0	2KJ3505-9FM22-.FK1	-Z H1J+H05	
2.0	1.06	14423	732	69400	O5R35.732DE100	2LP069.-0HB.0-4BF0	2KJ3505-9FM22-.FK1	-Z H1J+H05	
2.0	1.81	14056	714	80800	O5R40.714DE100	2LP069.-0HD.0-3BF0	2KJ3510-9FM22-.FN1	-Z H1J+H07	
2.1	1.49	13674	694	76000	O5R37.694DE100	2LP069.-0HC.0-3BF0	2KJ3508-9FM22-.FH1	-Z H1J+H06	

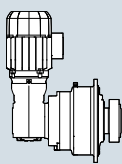
<sup>1)</sup> The specified values refer to continuous stresses. For infrequent, brief stresses please refer to Table 1 on page 4/2.



## Selection and ordering data (continued)

$P_N$	$n_2$	$f_B$	$T_2$	$i_{total}$	$F_{R2,perm}^{1)}$	Short product description	FLENDER SIP planetary gear unit	SIMOGEAR geared motor	Order codes
kW	rpm	-	Nm	-	N		Article No.	Article No.	
3.0	2.2	2.74	13034	662	107700	O5R45.662DE100	2LP069.-0HE.0-2BF0	2KJ3510-9FM22-.FH1	-Z H1J+H07
	2.3	0.83	12279	623	45500	O5R30.623DE100	2LP069.-0HA.0-3BF0	2KJ3505-9FM22-.FJ1	-Z H1J+H05
	2.3	1.25	12279	623	69400	O5R35.623DE100	2LP069.-0HB.0-3BF0	2KJ3505-9FM22-.FJ1	-Z H1J+H05
	2.3	2.08	12278	623	80800	O5R40.623DE100	2LP069.-0HD.0-2BF0	2KJ3510-9FM22-.FM1	-Z H1J+H07
	2.5	1.77	11536	586	76000	O5R37.586DE100	2LP069.-0HC.0-2BF0	2KJ3508-9FM22-.FG1	-Z H1J+H06
	2.6	1.86	10993	558	76000	O5R37.558DE100	2LP069.-0HC.0-1BF0	2KJ3510-9FM22-.FL1	-Z H1J+H07
	2.6	2.32	10993	558	80400	O5R40.558DE100	2LP069.-0HD.0-1BF0	2KJ3510-9FM22-.FL1	-Z H1J+H07
	2.7	0.97	10525	534	45500	O5R30.534DE100	2LP069.-0HA.0-2BF0	2KJ3505-9FM22-.FH1	-Z H1J+H05
	2.7	1.45	10525	534	69400	O5R35.534DE100	2LP069.-0HB.0-2BF0	2KJ3505-9FM22-.FH1	-Z H1J+H05
	3.0	2.12	9612	488	74900	O5R37.488DE100	2LP069.-0HC.0-0BF0	2KJ3510-9FM22-.FK1	-Z H1J+H07
	3.0	2.65	9612	488	77300	O5R40.488DE100	2LP069.-0HD.0-0BF0	2KJ3510-9FM22-.FK1	-Z H1J+H07
	3.2	1.13	9063	460	45500	O5R30.460DE100	2LP069.-0HA.0-1BF0	2KJ3505-9FM22-.FG1	-Z H1J+H05
	3.2	1.69	9063	460	67500	O5R35.460DE100	2LP069.-0HB.0-1BF0	2KJ3505-9FM22-.FG1	-Z H1J+H05
	3.3	1.19	8605	437	45500	O5R30.437DE100	2LP069.-0HA.0-0AF0	2KJ3505-9FM22-.FF1	-Z H1J+H05
	3.3	1.76	8701	442	66700	O5R35.442DE100	2LP069.-0HB.0-0BF0	2KJ3510-9FM22-.FJ1	-Z H1J+H06
	3.5	1.26	8099	411	44800	O5R30.411DE100	2LP069.-0HA.0-8AF0	2KJ3505-9FM22-.FE1	-Z H1J+H05
	3.5	1.86	8250	419	65700	O5R35.419DE100	2LP069.-0HB.0-8AF0	2KJ3510-9FM22-.HJ1	H1J
	3.5	2.47	8250	419	71600	O5R37.419DE100	2LP069.-0HC.0-8AF0	2KJ3510-9FM22-.FJ1	-Z H1J+H07
	3.9	2.10	7293	370	63300	O5R35.370DE100	2LP069.-0HB.0-7AF0	2KJ3510-9FM22-.HH1	H1J
	3.9	2.80	7293	370	69000	O5R37.370DE100	2LP069.-0HC.0-7AF0	2KJ3510-9FM22-.FH1	-Z H1J+H07
	4.0	1.41	7257	368	43300	O5R30.368DE100	2LP069.-0HA.0-7AF0	2KJ3505-9FM22-.FD1	-Z H1J+H05
	4.6	1.65	6178	314	41300	O5R30.314DE100	2LP069.-0HA.0-6AF0	2KJ3505-9FM22-.FC1	-Z H1J+H05
	4.6	2.47	6201	315	60300	O5R35.315DE100	2LP069.-0HB.0-6AF0	2KJ3510-9FM22-.HG1	H1J
	5.4	1.93	5295	269	39400	O5R30.269DE100	2LP069.-0HA.0-5AF0	2KJ3505-9FM22-.FB1	-Z H1J+H05
	5.4	2.88	5315	270	57500	O5R35.270DE100	2LP069.-0HB.0-5AF0	2KJ3510-9FM22-.HF1	H1J
	5.5	2.95	5190	263	57100	O5R35.263DE100	2LP069.-0HB.0-4AF0	2KJ3510-9FM22-.HE1	H1J
	6.3	2.24	4560	231	37700	O5R30.231DE100	2LP069.-0HA.0-4AF0	2KJ3505-9FM22-.FA1	-Z H1J+H05
	6.5	2.29	4447	226	37400	O5R30.226DE100	2LP069.-0HA.0-3AF0	2KJ3510-9FM22-.FJ1	-Z H1J+H06
7.3	2.59	3938	200	36100	O5R30.200DE100	2LP069.-0HA.0-2AF0	2KJ3510-9FM22-.HC1	H1J	
4.0	0.33	0.71	114433	4368	216200	O5R60.4368DE112	2LP069.-0HH.0-7CG0	2KJ3511-9GH22-.FX1	-Z H1J+H08
	0.38	0.80	101638	3879	216200	O5R60.3879DE112	2LP069.-0HH.0-6CG0	2KJ3511-9GH22-.FW1	-Z H1J+H08
	0.42	0.73	90976	3472	155400	O5R55.3472DE112	2LP069.-0HG.0-5CG0	2KJ3511-9GH22-.FV1	-Z H1J+H08
	0.42	0.90	90976	3472	216200	O5R60.3472DE112	2LP069.-0HH.0-5CG0	2KJ3511-9GH22-.FV1	-Z H1J+H08
	0.49	0.85	77775	2969	155400	O5R55.2969DE112	2LP069.-0HG.0-4CG0	2KJ3511-9GH22-.FU1	-Z H1J+H08
	0.49	1.05	77775	2969	216200	O5R60.2969DE112	2LP069.-0HH.0-4CG0	2KJ3511-9GH22-.FU1	-Z H1J+H08
	0.55	0.96	69449	2651	155400	O5R55.2651DE112	2LP069.-0HG.0-2CG0	2KJ3511-9GH22-.FT1	-Z H1J+H08
	0.55	1.18	69449	2651	216200	O5R60.2651DE112	2LP069.-0HH.0-3CG0	2KJ3511-9GH22-.FT1	-Z H1J+H08
	0.59	0.71	64870	2476	121300	O5R50.2476DE112	2LP069.-0HF.0-4CG0	2KJ3510-9GH22-.FU1	-Z H1J+H07
	0.62	1.08	61382	2343	155400	O5R55.2343DE112	2LP069.-0HG.0-1CG0	2KJ3511-9GH22-.FS1	-Z H1J+H08
	0.62	1.33	61382	2343	216200	O5R60.2343DE112	2LP069.-0HH.0-2CG0	2KJ3511-9GH22-.FS1	-Z H1J+H08
	0.67	0.80	57340	2189	121300	O5R50.2189DE112	2LP069.-0HF.0-3CG0	2KJ3510-9GH22-.FT1	-Z H1J+H07
	0.71	1.23	53866	2056	155400	O5R55.2056DE112	2LP069.-0HG.0-0CG0	2KJ3511-9GH22-.FR1	-Z H1J+H08
	0.71	1.52	53866	2056	216200	O5R60.2056DE112	2LP069.-0HH.0-1CG0	2KJ3511-9GH22-.FR1	-Z H1J+H08
	0.78	0.73	48758	1861	107700	O5R45.1861DE112	2LP069.-0HE.0-2CG0	2KJ3510-9GH22-.FS1	-Z H1J+H07
	0.78	0.94	48758	1861	121300	O5R50.1861DE112	2LP069.-0HF.0-2CG0	2KJ3510-9GH22-.FS1	-Z H1J+H07
	0.82	1.41	46894	1790	155400	O5R55.1790DE112	2LP069.-0HG.0-8BG0	2KJ3511-9GH22-.FQ1	-Z H1J+H08
0.82	1.74	46894	1790	216200	O5R60.1790DE112	2LP069.-0HH.0-0CG0	2KJ3511-9GH22-.FQ1	-Z H1J+H08	
0.83	0.77	46115	1760	107700	O5R45.1760DE112	2LP069.-0HE.0-1CG0	2KJ3510-9GH22-.FR1	-Z H1J+H07	

<sup>1)</sup> The specified values refer to continuous stresses. For infrequent, brief stresses please refer to Table 1 on page 4/2.



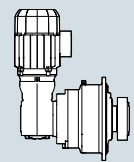
## Planetary geared motors, right-angled

### 4-pole geared motors

#### Selection and ordering data (continued)

$P_N$ kW	$n_2$ rpm	$f_B$ -	$T_2$ Nm	$i_{total}$ -	$F_{R2,perm}^{1)}$ N	Short product description	FLENDER SIP	SIMOGEAR	Order codes
							planetary gear unit	geared motor	
							Article No.	Article No.	
4.0	0.83	1.00	46115	1760	121300	O5R50.1760DE112	2LP069.-0HF.0-1CG0	2KJ3510-9GH22.-FR1	-Z H1J+H07
	0.95	1.65	40086	1530	155400	O5R55.1530DE112	2LP069.-0HG.0-7BG0	2KJ3511-9GH22.-FP1	-Z H1J+H08
	0.95	2.04	40086	1530	216200	O5R60.1530DE112	2LP069.-0HH.0-8BG0	2KJ3511-9GH22.-FP1	-Z H1J+H08
	0.99	0.92	38692	1477	107700	O5R45.1477DE112	2LP069.-0HE.0-0CG0	2KJ3510-9GH22.-FQ1	-Z H1J+H07
	0.99	1.19	38692	1477	121300	O5R50.1477DE112	2LP069.-0HF.0-0CG0	2KJ3510-9GH22.-FQ1	-Z H1J+H07
	1.1	0.98	36416	1390	107700	O5R45.1390DE112	2LP069.-0HE.0-8BG0	2KJ3510-9GH22.-FP1	-Z H1J+H07
	1.1	1.07	33411	1275	107700	O5R45.1275DE112	2LP069.-0HE.0-7BG0	2KJ3510-9GH22.-FN1	-Z H1J+H07
	1.1	1.26	36416	1390	121300	O5R50.1390DE112	2LP069.-0HF.0-8BG0	2KJ3510-9GH22.-FP1	-Z H1J+H07
	1.1	1.37	33411	1275	121300	O5R50.1275DE112	2LP069.-0HF.0-7BG0	2KJ3510-9GH22.-FN1	-Z H1J+H07
	1.1	1.93	34313	1310	155400	O5R55.1310DE112	2LP069.-0HG.0-6BG0	2KJ3511-9GH22.-FN1	-Z H1J+H08
	1.1	2.38	34313	1310	216200	O5R60.1310DE112	2LP069.-0HH.0-7BG0	2KJ3511-9GH22.-FN1	-Z H1J+H08
	1.2	0.80	31921	1218	80800	O5R40.1218DE112	2LP069.-0HD.0-1CG0	2KJ3508-9GH22.-FN1	-Z H1J+H06
	1.3	0.85	30044	1147	80800	O5R40.1147DE112	2LP069.-0HD.0-0CG0	2KJ3508-9GH22.-FM1	-Z H1J+H06
	1.3	1.22	29185	1114	107700	O5R45.1114DE112	2LP069.-0HE.0-6BG0	2KJ3510-9GH22.-FM1	-Z H1J+H07
	1.3	1.57	29185	1114	121300	O5R50.1114DE112	2LP069.-0HF.0-6BG0	2KJ3510-9GH22.-FM1	-Z H1J+H07
	1.3	2.26	29320	1119	155400	O5R55.1119DE112	2LP069.-0HG.0-5BG0	2KJ3511-9GH22.-FM1	-Z H1J+H08
	1.3	2.78	29320	1119	216200	O5R60.1119DE112	2LP069.-0HH.0-6BG0	2KJ3511-9GH22.-FM1	-Z H1J+H08
	1.4	0.72	28374	1083	76000	O5R37.1083DE112	2LP069.-0HC.0-6BG0	2KJ3508-9GH22.-FL1	-Z H1J+H06
	1.4	0.90	28374	1083	80800	O5R40.1083DE112	2LP069.-0HD.0-8BG0	2KJ3508-9GH22.-FL1	-Z H1J+H06
	1.4	0.94	27282	1041	80800	O5R40.1041DE112	2LP069.-0HD.0-7BG0	2KJ3510-9GH22.-FS1	-Z H1J+H07
	1.5	0.99	25802	985	80800	O5R40.985DE112	2LP069.-0HD.0-6BG0	2KJ3510-9GH22.-FR1	-Z H1J+H07
	1.5	1.37	26130	997	107700	O5R45.997DE112	2LP069.-0HE.0-5BG0	2KJ3510-9GH22.-FL1	-Z H1J+H07
	1.5	1.76	26130	997	121300	O5R50.997DE112	2LP069.-0HF.0-5BG0	2KJ3510-9GH22.-FL1	-Z H1J+H07
	1.5	2.53	26181	999	155400	O5R55.999DE112	2LP069.-0HG.0-4BG0	2KJ3511-9GH22.-FL1	-Z H1J+H08
	1.6	0.85	24144	922	76000	O5R37.922DE112	2LP069.-0HC.0-5BG0	2KJ3508-9GH22.-FK1	-Z H1J+H06
	1.7	1.56	22847	872	107700	O5R45.872DE112	2LP069.-0HE.0-4BG0	2KJ3510-9GH22.-FK1	-Z H1J+H07
	1.7	2.01	22847	872	121300	O5R50.872DE112	2LP069.-0HF.0-4BG0	2KJ3510-9GH22.-FK1	-Z H1J+H07
	1.7	2.87	23140	883	155400	O5R55.883DE112	2LP069.-0HG.0-2BG0	2KJ3511-9GH22.-FK1	-Z H1J+H08
	1.8	0.71	21408	817	69400	O5R35.817DE112	2LP069.-0HB.0-5BG0	2KJ3505-9GH22.-FL1	-Z H1J+H05
	1.8	1.18	21649	826	80800	O5R40.826DE112	2LP069.-0HD.0-5BG0	2KJ3510-9GH22.-FQ1	-Z H1J+H07
	1.9	0.99	20683	789	76000	O5R37.789DE112	2LP069.-0HC.0-4BG0	2KJ3508-9GH22.-FJ1	-Z H1J+H06
	1.9	1.25	20376	778	80800	O5R40.778DE112	2LP069.-0HD.0-4BG0	2KJ3510-9GH22.-FP1	-Z H1J+H07
	2.0	0.80	19182	732	69400	O5R35.732DE112	2LP069.-0HB.0-4BG0	2KJ3505-9GH22.-FK1	-Z H1J+H05
2.0	1.82	19610	748	107700	O5R45.748DE112	2LP069.-0HE.0-3BG0	2KJ3510-9GH22.-FJ1	-Z H1J+H07	
2.0	2.34	19610	748	121300	O5R50.748DE112	2LP069.-0HF.0-3BG0	2KJ3510-9GH22.-FJ1	-Z H1J+H07	
2.1	1.12	18185	694	76000	O5R37.694DE112	2LP069.-0HC.0-3BG0	2KJ3508-9GH22.-FH1	-Z H1J+H06	
2.1	1.36	18694	714	80800	O5R40.714DE112	2LP069.-0HD.0-3BG0	2KJ3510-9GH22.-FN1	-Z H1J+H07	
2.2	2.06	17334	662	107700	O5R45.662DE112	2LP069.-0HE.0-2BG0	2KJ3510-9GH22.-FH1	-Z H1J+H07	
2.2	2.65	17334	662	121300	O5R50.662DE112	2LP069.-0HF.0-2BG0	2KJ3510-9GH22.-FH1	-Z H1J+H07	
2.3	0.94	16330	623	69400	O5R35.623DE112	2LP069.-0HB.0-3BG0	2KJ3505-9GH22.-FJ1	-Z H1J+H05	
2.3	1.56	16330	623	80800	O5R40.623DE112	2LP069.-0HD.0-2BG0	2KJ3510-9GH22.-FM1	-Z H1J+H07	
2.5	1.33	15342	586	76000	O5R37.586DE112	2LP069.-0HC.0-2BG0	2KJ3508-9GH22.-FG1	-Z H1J+H06	
2.6	1.40	14620	558	76000	O5R37.558DE112	2LP069.-0HC.0-1BG0	2KJ3510-9GH22.-FL1	-Z H1J+H07	
2.6	1.74	14620	558	80400	O5R40.558DE112	2LP069.-0HD.0-1BG0	2KJ3510-9GH22.-FL1	-Z H1J+H07	
2.6	2.42	14740	563	107700	O5R45.563DE112	2LP069.-0HE.0-1BG0	2KJ3510-9GH22.-FG1	-Z H1J+H07	
2.7	0.73	13998	534	45500	O5R30.534DE112	2LP069.-0HA.0-2BG0	2KJ3505-9GH22.-FH1	-Z H1J+H05	
2.7	1.09	13998	534	69400	O5R35.534DE112	2LP069.-0HB.0-2BG0	2KJ3505-9GH22.-FH1	-Z H1J+H05	
3.0	1.60	12784	488	74900	O5R37.488DE112	2LP069.-0HC.0-0BG0	2KJ3510-9GH22.-FK1	-Z H1J+H07	

<sup>1)</sup> The specified values refer to continuous stresses. For infrequent, brief stresses please refer to Table 1 on page 4/2.

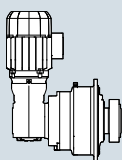


## Selection and ordering data (continued)

$P_N$ kW	$n_2$ rpm	$f_B$ -	$T_2$ Nm	$i_{total}$ -	$F_{R2,perm}^{1)}$ N	Short product description	FLENDER SIP planetary gear unit	SIMOGEAR geared motor	Order codes
							Article No.	Article No.	
4.0	3.0	2.00	12784	488	77200	O5R40.488DE112	2LP069.-0HD.0-0BG0	2KJ3510-9GH22-.FK1	-Z H1J+H07
	3.0	2.83	12634	482	105900	O5R45.482DE112	2LP069.-0HE.0-0BG0	2KJ3510-9GH22-.FF1	-Z H1J+H07
	3.1	2.89	12337	471	105200	O5R45.471DE112	2LP069.-0HE.0-8AG0	2KJ3510-9GH22-.FE1	-Z H1J+H07
	3.2	0.85	12054	460	45500	O5R30.460DE112	2LP069.-0HA.0-1BG0	2KJ3505-9GH22-.FG1	-Z H1J+H05
	3.2	1.27	12054	460	67500	O5R35.460DE112	2LP069.-0HB.0-1BG0	2KJ3505-9GH22-.FG1	-Z H1J+H05
	3.3	0.89	11444	437	45500	O5R30.437DE112	2LP069.-0HA.0-0AG0	2KJ3505-9GH22-.FF1	-Z H1J+H05
	3.3	1.32	11573	442	66600	O5R35.442DE112	2LP069.-0HB.0-0BG0	2KJ3508-9GH22-.FJ1	-Z H1J+H06
	3.5	1.39	10973	419	65600	O5R35.419DE112	2LP069.-0HB.0-8AG0	2KJ3510-9GH22-.HJ1	H1J
	3.5	1.86	10973	419	71500	O5R37.419DE112	2LP069.-0HC.0-8AG0	2KJ3510-9GH22-.FJ1	-Z H1J+H07
	3.5	2.32	10973	419	73700	O5R40.419DE112	2LP069.-0HD.0-8AG0	2KJ3510-9GH22-.FJ1	-Z H1J+H07
	3.6	0.95	10771	411	44700	O5R30.411DE112	2LP069.-0HA.0-8AG0	2KJ3505-9GH22-.FE1	-Z H1J+H05
	3.9	1.58	9699	370	63200	O5R35.370DE112	2LP069.-0HB.0-7AG0	2KJ3510-9GH22-.HH1	H1J
	3.9	2.10	9699	370	68900	O5R37.370DE112	2LP069.-0HC.0-7AG0	2KJ3510-9GH22-.FH1	-Z H1J+H07
	3.9	2.63	9699	370	71000	O5R40.370DE112	2LP069.-0HD.0-7AG0	2KJ3510-9GH22-.FH1	-Z H1J+H07
	4.0	1.06	9651	368	43300	O5R30.368DE112	2LP069.-0HA.0-7AG0	2KJ3505-9GH22-.FD1	-Z H1J+H05
	4.6	1.86	8247	315	60200	O5R35.315DE112	2LP069.-0HB.0-6AG0	2KJ3510-9GH22-.HG1	H1J
	4.6	2.47	8247	315	65600	O5R37.315DE112	2LP069.-0HC.0-6AG0	2KJ3510-9GH22-.FG1	-Z H1J+H07
	4.7	1.24	8216	314	41200	O5R30.314DE112	2LP069.-0HA.0-6AG0	2KJ3505-9GH22-.FC1	-Z H1J+H05
	5.4	1.45	7043	269	39400	O5R30.269DE112	2LP069.-0HA.0-5AG0	2KJ3505-9GH22-.FB1	-Z H1J+H05
	5.4	2.17	7069	270	57500	O5R35.270DE112	2LP069.-0HB.0-5AG0	2KJ3510-9GH22-.HF1	H1J
	5.4	2.89	7069	270	62700	O5R37.270DE112	2LP069.-0HC.0-5AG0	2KJ3510-9GH22-.FF1	-Z H1J+H07
	5.5	2.22	6903	263	57100	O5R35.263DE112	2LP069.-0HB.0-4AG0	2KJ3510-9GH22-.HE1	H1J
	5.5	2.96	6903	263	62200	O5R37.263DE112	2LP069.-0HC.0-4AG0	2KJ3510-9GH22-.FE1	-Z H1J+H07
	6.3	1.68	6065	231	37600	O5R30.231DE112	2LP069.-0HA.0-4AG0	2KJ3505-9GH22-.FA1	-Z H1J+H05
6.5	1.73	5915	226	37400	O5R30.226DE112	2LP069.-0HA.0-3AG0	2KJ3508-9GH22-.FJ1	-Z H1J+H06	
6.5	2.58	5925	226	54500	O5R35.226DE112	2LP069.-0HB.0-3AG0	2KJ3510-9GH22-.HD1	H1J	
7.3	1.95	5237	200	36000	O5R30.200DE112	2LP069.-0HA.0-2AG0	2KJ3510-9GH22-.HC1	H1J	
7.3	2.92	5237	200	52500	O5R35.200DE112	2LP069.-0HB.0-2AG0	2KJ3510-9GH22-.HC1	H1J	
8.6	2.29	4453	170	34300	O5R30.170DE112	2LP069.-0HA.0-1AG0	2KJ3510-9GH22-.HB1	H1J	
10.0	2.67	3817	146	32800	O5R30.146DE112	2LP069.-0HA.0-0AG0	2KJ3510-9GH22-.HA1	H1J	
5.5	0.49	0.77	106570	2969	216200	O5R60.2969DE132	2LP069.-0HH.0-4CH0	2KJ3511-9HG22-.FU1	-Z H1J+H08
	0.55	0.70	95161	2651	155400	O5R55.2651DE132	2LP069.-0HG.0-2CH0	2KJ3511-9HG22-.FT1	-Z H1J+H08
	0.55	0.86	95161	2651	216200	O5R60.2651DE132	2LP069.-0HH.0-3CH0	2KJ3511-9HG22-.FT1	-Z H1J+H08
	0.63	0.79	84107	2343	155400	O5R55.2343DE132	2LP069.-0HG.0-1CH0	2KJ3511-9HG22-.FS1	-Z H1J+H08
	0.63	0.97	84107	2343	216200	O5R60.2343DE132	2LP069.-0HH.0-2CH0	2KJ3511-9HG22-.FS1	-Z H1J+H08
	0.71	0.90	73808	2056	155400	O5R55.2056DE132	2LP069.-0HG.0-0CH0	2KJ3511-9HG22-.FR1	-Z H1J+H08
	0.71	1.11	73808	2056	216200	O5R60.2056DE132	2LP069.-0HH.0-1CH0	2KJ3511-9HG22-.FR1	-Z H1J+H08
	0.82	1.03	64256	1790	155400	O5R55.1790DE132	2LP069.-0HG.0-8BH0	2KJ3511-9HG22-.FQ1	-Z H1J+H08
	0.82	1.27	64256	1790	216200	O5R60.1790DE132	2LP069.-0HH.0-0CH0	2KJ3511-9HG22-.FQ1	-Z H1J+H08
	0.83	0.73	63188	1760	121300	O5R50.1760DE132	2LP069.-0HF.0-1CH0	2KJ3510-9HG22-.FR1	-Z H1J+H07
	0.96	1.21	54927	1530	155400	O5R55.1530DE132	2LP069.-0HG.0-7BH0	2KJ3511-9HG22-.FP1	-Z H1J+H08
	0.96	1.49	54927	1530	216200	O5R60.1530DE132	2LP069.-0HH.0-8BH0	2KJ3511-9HG22-.FP1	-Z H1J+H08
	0.99	0.87	53017	1477	121300	O5R50.1477DE132	2LP069.-0HF.0-0CH0	2KJ3510-9HG22-.FQ1	-Z H1J+H07
	1.1	0.92	49898	1390	121300	O5R50.1390DE132	2LP069.-0HF.0-8BH0	2KJ3510-9HG22-.FP1	-Z H1J+H07
	1.1	1.41	47016	1310	155400	O5R55.1310DE132	2LP069.-0HG.0-6BH0	2KJ3511-9HG22-.FN1	-Z H1J+H08
	1.1	1.74	47016	1310	216200	O5R60.1310DE132	2LP069.-0HH.0-7BH0	2KJ3511-9HG22-.FN1	-Z H1J+H08
1.2	0.78	45780	1275	107700	O5R45.1275DE132	2LP069.-0HE.0-7BH0	2KJ3510-9HG22-.FN1	-Z H1J+H07	
1.2	1.00	45780	1275	121300	O5R50.1275DE132	2LP069.-0HF.0-7BH0	2KJ3510-9HG22-.FN1	-Z H1J+H07	

<sup>1)</sup> The specified values refer to continuous stresses. For infrequent, brief stresses please refer to Table 1 on page 4/2.





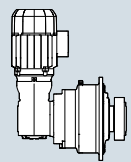
## Planetary geared motors, right-angled

### 4-pole geared motors

#### Selection and ordering data (continued)

$P_N$	$n_2$	$f_B$	$T_2$	$i_{total}$	$F_{R2,perm}^{1)}$	Short product description	FLENDER SIP planetary gear unit	SIMOGEAR geared motor	Order codes
kW	rpm	-	Nm	-	N		Article No.	Article No.	
5.5	1.3	0.89	39990	1114	107700	O5R45.1114DE132	2LP069.-0HE.0-6BH0	2KJ3510-9HG22-.FM1	-Z H1J+H07
	1.3	1.15	39990	1114	121300	O5R50.1114DE132	2LP069.-0HF.0-6BH0	2KJ3510-9HG22-.FM1	-Z H1J+H07
	1.3	1.65	40176	1119	155400	O5R55.1119DE132	2LP069.-0HG.0-5BH0	2KJ3511-9HG22-.FM1	-Z H1J+H08
	1.3	2.03	40176	1119	216200	O5R60.1119DE132	2LP069.-0HH.0-6BH0	2KJ3511-9HG22-.FM1	-Z H1J+H08
	1.5	0.72	35355	985	80800	O5R40.985DE132	2LP069.-0HD.0-6BH0	2KJ3510-9HG22-.FR1	-Z H1J+H07
	1.5	1.00	35804	997	107700	O5R45.997DE132	2LP069.-0HE.0-5BH0	2KJ3510-9HG22-.FL1	-Z H1J+H07
	1.5	1.28	35804	997	121300	O5R50.997DE132	2LP069.-0HF.0-5BH0	2KJ3510-9HG22-.FL1	-Z H1J+H07
	1.5	1.85	35875	999	155400	O5R55.999DE132	2LP069.-0HG.0-4BH0	2KJ3511-9HG22-.FL1	-Z H1J+H08
	1.5	2.28	35875	999	216200	O5R60.999DE132	2LP069.-0HH.0-5BH0	2KJ3511-9HG22-.FL1	-Z H1J+H08
	1.7	1.14	31306	872	107700	O5R45.872DE132	2LP069.-0HE.0-4BH0	2KJ3510-9HG22-.FK1	-Z H1J+H07
	1.7	1.47	31306	872	121300	O5R50.872DE132	2LP069.-0HF.0-4BH0	2KJ3510-9HG22-.FK1	-Z H1J+H07
	1.7	2.09	31707	883	155400	O5R55.883DE132	2LP069.-0HG.0-2BH0	2KJ3511-9HG22-.FK1	-Z H1J+H08
	1.7	2.57	31707	883	216200	O5R60.883DE132	2LP069.-0HH.0-4BH0	2KJ3511-9HG22-.FK1	-Z H1J+H08
	1.8	0.86	29665	826	80800	O5R40.826DE132	2LP069.-0HD.0-5BH0	2KJ3510-9HG22-.FQ1	-Z H1J+H07
	1.9	0.72	28340	789	76000	O5R37.789DE132	2LP069.-0HC.0-4BH0	2KJ3508-9HG22-.FJ1	-Z H1J+H06
	1.9	0.91	27919	778	80800	O5R40.778DE132	2LP069.-0HD.0-4BH0	2KJ3510-9HG22-.FP1	-Z H1J+H07
	1.9	2.38	27825	775	155400	O5R55.775DE132	2LP069.-0HG.0-3BH0	2KJ3511-9HG22-.FJ1	-Z H1J+H08
	1.9	2.93	27825	775	216200	O5R60.775DE132	2LP069.-0HH.0-3BH0	2KJ3511-9HG22-.FJ1	-Z H1J+H08
	2.0	1.33	26871	748	107700	O5R45.748DE132	2LP069.-0HE.0-3BH0	2KJ3510-9HG22-.FJ1	-Z H1J+H07
	2.0	1.71	26871	748	121300	O5R50.748DE132	2LP069.-0HF.0-3BH0	2KJ3510-9HG22-.FJ1	-Z H1J+H07
	2.1	0.82	24918	694	76000	O5R37.694DE132	2LP069.-0HC.0-3BH0	2KJ3508-9HG22-.FH1	-Z H1J+H06
	2.1	1.00	25615	714	80800	O5R40.714DE132	2LP069.-0HD.0-3BH0	2KJ3510-9HG22-.FN1	-Z H1J+H07
	2.2	1.50	23752	662	107700	O5R45.662DE132	2LP069.-0HE.0-2BH0	2KJ3510-9HG22-.FH1	-Z H1J+H07
	2.2	1.93	23752	662	121300	O5R50.662DE132	2LP069.-0HF.0-2BH0	2KJ3510-9HG22-.FH1	-Z H1J+H07
	2.2	2.74	24224	675	155300	O5R55.675DE132	2LP069.-0HG.0-2BH0	2KJ3511-9HG22-.FH1	-Z H1J+H08
	2.4	1.14	22375	623	80800	O5R40.623DE132	2LP069.-0HD.0-2BH0	2KJ3510-9HG22-.FM1	-Z H1J+H07
	2.5	0.97	21023	586	76000	O5R37.586DE132	2LP069.-0HC.0-2BH0	2KJ3508-9HG22-.FG1	-Z H1J+H06
	2.6	1.02	20033	558	76000	O5R37.558DE132	2LP069.-0HC.0-1BH0	2KJ3510-9HG22-.FL1	-Z H1J+H07
	2.6	1.27	20033	558	80300	O5R40.558DE132	2LP069.-0HD.0-1BH0	2KJ3510-9HG22-.FL1	-Z H1J+H07
	2.6	1.77	20197	563	107700	O5R45.563DE132	2LP069.-0HE.0-1BH0	2KJ3510-9HG22-.FG1	-Z H1J+H07
	2.6	2.27	20197	563	118900	O5R50.563DE132	2LP069.-0HF.0-1BH0	2KJ3510-9HG22-.FG1	-Z H1J+H07
	2.7	0.80	19180	534	69400	O5R35.534DE132	2LP069.-0HB.0-2BH0	2KJ3505-9HG22-.FH1	-Z H1J+H05
	3.0	1.17	17516	488	74800	O5R37.488DE132	2LP069.-0HC.0-0BH0	2KJ3510-9HG22-.FK1	-Z H1J+H07
	3.0	1.46	17516	488	77100	O5R40.488DE132	2LP069.-0HD.0-0BH0	2KJ3510-9HG22-.FK1	-Z H1J+H07
	3.0	2.06	17312	482	105800	O5R45.482DE132	2LP069.-0HE.0-0BH0	2KJ3510-9HG22-.FF1	-Z H1J+H07
	3.0	2.65	17312	482	113500	O5R50.482DE132	2LP069.-0HF.0-0BH0	2KJ3510-9HG22-.FF1	-Z H1J+H07
	3.1	2.11	16905	471	105100	O5R45.471DE132	2LP069.-0HE.0-8AH0	2KJ3510-9HG22-.FE1	-Z H1J+H07
	3.1	2.72	16905	471	112700	O5R50.471DE132	2LP069.-0HF.0-8AH0	2KJ3510-9HG22-.FE1	-Z H1J+H07
	3.2	0.93	16516	460	67400	O5R35.460DE132	2LP069.-0HB.0-1BH0	2KJ3505-9HG22-.FG1	-Z H1J+H05
	3.3	0.97	15857	442	66600	O5R35.442DE132	2LP069.-0HB.0-0BH0	2KJ3508-9HG22-.FJ1	-Z H1J+H06
	3.4	2.95	15569	434	109900	O5R50.434DE132	2LP069.-0HF.0-7AH0	2KJ3511-9HG22-.FJ1	-Z H1J+H08
	3.5	1.02	15035	419	65500	O5R35.419DE132	2LP069.-0HB.0-8AH0	2KJ3510-9HG22-.HJ1	H1J
	3.5	1.36	15035	419	71400	O5R37.419DE132	2LP069.-0HC.0-8AH0	2KJ3510-9HG22-.FJ1	-Z H1J+H07
	3.5	1.70	15035	419	73600	O5R40.419DE132	2LP069.-0HD.0-8AH0	2KJ3510-9HG22-.FJ1	-Z H1J+H07
	3.6	2.46	14510	404	100300	O5R45.404DE132	2LP069.-0HE.0-7AH0	2KJ3510-9HG22-.FD1	-Z H1J+H07
	4.0	0.77	13224	368	43200	O5R30.368DE132	2LP069.-0HA.0-2BH0	2KJ3505-9HG22-.FH1	-Z H1J+H05
	4.0	1.15	13290	370	63100	O5R35.370DE132	2LP069.-0HB.0-7AH0	2KJ3510-9HG22-.HH1	H1J
	4.0	1.54	13290	370	68800	O5R37.370DE132	2LP069.-0HC.0-7AH0	2KJ3510-9HG22-.FH1	-Z H1J+H07

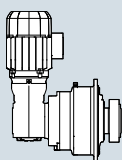
<sup>1)</sup> The specified values refer to continuous stresses. For infrequent, brief stresses please refer to Table 1 on page 4/2.



## Selection and ordering data (continued)

$P_N$ kW	$n_2$ rpm	$f_B$ -	$T_2$ Nm	$i_{total}$ -	$F_{R2,perm}^{1)}$ N	Short product description	FLENDER SIP	SIMOGEAR	Order codes
							planetary gear unit	geared motor	
							Article No.	Article No.	
5.5	4.0	1.92	13290	370	71000	O5R40.370DE132	2LP069.-0HD.0-7AH0	2KJ3510-9HG22-.FH1	-Z H1J+H07
	4.1	2.78	12826	357	96700	O5R45.357DE132	2LP069.-0HE.0-6AH0	2KJ3510-9HG22-.FC1	-Z H1J+H07
	4.7	0.91	11258	314	41200	O5R30.314DE132	2LP069.-0HA.0-1BH0	2KJ3505-9HG22-.FG1	-Z H1J+H05
	4.7	1.35	11301	315	60100	O5R35.315DE132	2LP069.-0HB.0-6AH0	2KJ3510-9HG22-.HG1	H1J
	4.7	1.81	11301	315	65600	O5R37.315DE132	2LP069.-0HC.0-6AH0	2KJ3510-9HG22-.FG1	-Z H1J+H07
	4.7	2.26	11301	315	67600	O5R40.315DE132	2LP069.-0HD.0-6AH0	2KJ3510-9HG22-.FG1	-Z H1J+H07
	5.4	1.58	9686	270	57400	O5R35.270DE132	2LP069.-0HB.0-5AH0	2KJ3510-9HG22-.HF1	H1J
	5.4	2.11	9686	270	62600	O5R37.270DE132	2LP069.-0HC.0-5AH0	2KJ3510-9HG22-.FF1	-Z H1J+H07
	5.4	2.63	9686	270	64500	O5R40.270DE132	2LP069.-0HD.0-5AH0	2KJ3510-9HG22-.FF1	-Z H1J+H07
	5.5	1.06	9650	269	39300	O5R30.269DE132	2LP069.-0HA.0-0AH0	2KJ3505-9HG22-.FF1	-Z H1J+H05
	5.6	1.62	9459	263	57000	O5R35.263DE132	2LP069.-0HB.0-4AH0	2KJ3510-9HG22-.HE1	H1J
	5.6	2.16	9459	263	62200	O5R37.263DE132	2LP069.-0HC.0-4AH0	2KJ3510-9HG22-.FE1	-Z H1J+H07
	5.6	2.71	9407	262	64000	O5R40.262DE132	2LP069.-0HD.0-4AH0	2KJ3511-9HG22-.HE1	H1J
	6.3	1.23	8310	231	37600	O5R30.231DE132	2LP069.-0HA.0-8AH0	2KJ3505-9HG22-.FE1	-Z H1J+H05
	6.5	1.26	8104	226	37300	O5R30.226DE132	2LP069.-0HA.0-3AH0	2KJ3508-9HG22-.FJ1	-Z H1J+H06
	6.5	1.89	8119	226	54500	O5R35.226DE132	2LP069.-0HB.0-3AH0	2KJ3510-9HG22-.HJ1	H1J
	6.5	2.51	8119	226	59400	O5R37.226DE132	2LP069.-0HC.0-3AH0	2KJ3510-9HG22-.FD1	-Z H1J+H07
	7.3	1.42	7176	200	36000	O5R30.200DE132	2LP069.-0HA.0-2AH0	2KJ3510-9HG22-.HC1	H1J
	7.3	2.13	7176	200	52500	O5R35.200DE132	2LP069.-0HB.0-2AH0	2KJ3510-9HG22-.HC1	H1J
	7.3	2.84	7176	200	57200	O5R37.200DE132	2LP069.-0HC.0-2AH0	2KJ3510-9HG22-.FC1	-Z H1J+H07
	8.6	1.67	6102	170	34300	O5R30.170DE132	2LP069.-0HA.0-1AH0	2KJ3510-9HG22-.HB1	H1J
	8.6	2.51	6102	170	50000	O5R35.170DE132	2LP069.-0HB.0-1AH0	2KJ3510-9HG22-.HB1	H1J
	10.1	1.95	5231	146	32700	O5R30.146DE132	2LP069.-0HA.0-0AH0	2KJ3510-9HG22-.HA1	H1J
	10.1	2.93	5231	146	47700	O5R35.146DE132	2LP069.-0HB.0-0AH0	2KJ3510-9HG22-.HA1	H1J
7.5	0.63	0.71	114095	2343	216200	O5R60.2343DE132	2LP069.-0HH.0-2CH0	2KJ3511-9HL23-.FS1	-Z H1J+H08
	0.72	0.81	100124	2056	216200	O5R60.2056DE132	2LP069.-0HH.0-1CH0	2KJ3511-9HL23-.FR1	-Z H1J+H08
	0.82	0.76	87166	1790	155400	O5R55.1790DE132	2LP069.-0HG.0-8BH0	2KJ3511-9HL23-.FQ1	-Z H1J+H08
	0.82	0.93	87166	1790	216200	O5R60.1790DE132	2LP069.-0HH.0-0CH0	2KJ3511-9HL23-.FQ1	-Z H1J+H08
	1.0	0.89	74511	1530	155400	O5R55.1530DE132	2LP069.-0HG.0-7BH0	2KJ3511-9HL23-.FP1	-Z H1J+H08
	1.0	1.09	74511	1530	216200	O5R60.1530DE132	2LP069.-0HH.0-8BH0	2KJ3511-9HL23-.FP1	-Z H1J+H08
	1.1	1.04	63780	1310	155400	O5R55.1310DE132	2LP069.-0HG.0-6BH0	2KJ3511-9HL23-.FN1	-Z H1J+H08
	1.1	1.27	63780	1310	216200	O5R60.1310DE132	2LP069.-0HH.0-7BH0	2KJ3511-9HL23-.FN1	-Z H1J+H08
	1.2	0.74	62103	1275	121300	O5R50.1275DE132	2LP069.-0HF.0-7BH0	2KJ3510-9HL23-.FN1	-Z H1J+H07
	1.3	0.84	54248	1114	121300	O5R50.1114DE132	2LP069.-0HF.0-6BH0	2KJ3510-9HL23-.FM1	-Z H1J+H07
	1.3	1.21	54500	1119	155400	O5R55.1119DE132	2LP069.-0HG.0-5BH0	2KJ3511-9HL23-.FM1	-Z H1J+H08
	1.3	1.49	54500	1119	216200	O5R60.1119DE132	2LP069.-0HH.0-6BH0	2KJ3511-9HL23-.FM1	-Z H1J+H08
	1.5	0.73	48569	997	107700	O5R45.997DE132	2LP069.-0HE.0-5BH0	2KJ3510-9HL23-.FL1	-Z H1J+H07
	1.5	0.94	48569	997	121300	O5R50.997DE132	2LP069.-0HF.0-5BH0	2KJ3510-9HL23-.FL1	-Z H1J+H07
	1.5	1.36	48665	999	155400	O5R55.999DE132	2LP069.-0HG.0-4BH0	2KJ3511-9HL23-.FL1	-Z H1J+H08
	1.5	1.67	48665	999	216200	O5R60.999DE132	2LP069.-0HH.0-5BH0	2KJ3511-9HL23-.FL1	-Z H1J+H08
	1.7	0.84	42467	872	107700	O5R45.872DE132	2LP069.-0HE.0-4BH0	2KJ3510-9HL23-.FK1	-Z H1J+H07
	1.7	1.08	42467	872	121300	O5R50.872DE132	2LP069.-0HF.0-4BH0	2KJ3510-9HL23-.FK1	-Z H1J+H07
	1.7	1.54	43012	883	155400	O5R55.883DE132	2LP069.-0HG.0-2BH0	2KJ3511-9HL23-.FK1	-Z H1J+H08
	1.7	1.89	43012	883	216200	O5R60.883DE132	2LP069.-0HH.0-4BH0	2KJ3511-9HL23-.FK1	-Z H1J+H08
1.9	1.75	37746	775	155400	O5R55.775DE132	2LP069.-0HG.0-3BH0	2KJ3511-9HL23-.FJ1	-Z H1J+H08	
1.9	2.15	37746	775	216200	O5R60.775DE132	2LP069.-0HH.0-3BH0	2KJ3511-9HL23-.FJ1	-Z H1J+H08	
2.0	0.98	36451	748	107700	O5R45.748DE132	2LP069.-0HE.0-3BH0	2KJ3510-9HL23-.FJ1	-Z H1J+H07	
2.0	1.25	36451	748	121300	O5R50.748DE132	2LP069.-0HF.0-3BH0	2KJ3510-9HL23-.FJ1	-Z H1J+H07	

<sup>1)</sup> The specified values refer to continuous stresses. For infrequent, brief stresses please refer to Table 1 on page 4/2.



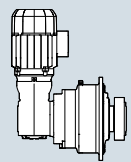
## Planetary geared motors, right-angled

### 4-pole geared motors

#### Selection and ordering data (continued)

$P_N$	$n_2$	$f_B$	$T_2$	$i_{total}$	$F_{R2,perm}^{1)}$	Short product description	FLENDER SIP planetary gear unit	SIMOGEAR geared motor	Order codes
kW	rpm	-	Nm	-	N		Article No.	Article No.	
7.5	2.1	0.73	34748	714	80800	O5R40.714DE132	2LP069.-0HD.0-3BH0	2KJ3510-9HL23-.FN1	-Z H1J+H07
	2.2	1.10	32220	662	107700	O5R45.662DE132	2LP069.-0HE.0-2BH0	2KJ3510-9HL23-.FH1	-Z H1J+H07
	2.2	1.42	32220	662	121300	O5R50.662DE132	2LP069.-0HF.0-2BH0	2KJ3510-9HL23-.FH1	-Z H1J+H07
	2.2	2.01	32860	675	155100	O5R55.675DE132	2LP069.-0HG.0-2BH0	2KJ3511-9HL23-.FH1	-Z H1J+H08
	2.2	2.47	32860	675	215800	O5R60.675DE132	2LP069.-0HH.0-2BH0	2KJ3511-9HL23-.FH1	-Z H1J+H08
	2.4	0.84	30353	623	80800	O5R40.623DE132	2LP069.-0HD.0-2BH0	2KJ3510-9HL23-.FM1	-Z H1J+H07
	2.6	0.75	27176	558	76000	O5R37.558DE132	2LP069.-0HC.0-1BH0	2KJ3510-9HL23-.FL1	-Z H1J+H07
	2.6	0.93	27176	558	80200	O5R40.558DE132	2LP069.-0HD.0-1BH0	2KJ3510-9HL23-.FL1	-Z H1J+H07
	2.6	1.30	27398	563	107700	O5R45.563DE132	2LP069.-0HE.0-1BH0	2KJ3510-9HL23-.FG1	-Z H1J+H07
	2.6	1.67	27398	563	118700	O5R50.563DE132	2LP069.-0HF.0-1BH0	2KJ3510-9HL23-.FG1	-Z H1J+H07
	2.6	2.35	28090	577	148000	O5R55.577DE132	2LP069.-0HG.0-1BH0	2KJ3511-9HL23-.FG1	-Z H1J+H08
	2.6	2.89	28090	577	205900	O5R60.577DE132	2LP069.-0HH.0-1BH0	2KJ3511-9HL23-.FG1	-Z H1J+H08
	3.0	0.86	23762	488	74700	O5R37.488DE132	2LP069.-0HC.0-0BH0	2KJ3510-9HL23-.FK1	-Z H1J+H07
	3.0	1.07	23762	488	77000	O5R40.488DE132	2LP069.-0HD.0-0BH0	2KJ3510-9HL23-.FK1	-Z H1J+H07
	3.0	2.75	24044	494	141200	O5R55.494DE132	2LP069.-0HG.0-0BH0	2KJ3511-9HL23-.FF1	-Z H1J+H08
	3.1	1.51	23484	482	105700	O5R45.482DE132	2LP069.-0HE.0-0BH0	2KJ3510-9HL23-.FF1	-Z H1J+H07
	3.1	1.55	22932	471	104900	O5R45.471DE132	2LP069.-0HE.0-8AH0	2KJ3510-9HL23-.FE1	-Z H1J+H07
	3.1	1.95	23484	482	113400	O5R50.482DE132	2LP069.-0HF.0-0BH0	2KJ3510-9HL23-.FF1	-Z H1J+H07
	3.1	1.99	22932	471	112600	O5R50.471DE132	2LP069.-0HF.0-8AH0	2KJ3510-9HL23-.FE1	-Z H1J+H07
	3.1	2.90	22807	468	139000	O5R55.468DE132	2LP069.-0HG.0-8AH0	2KJ3511-9HL23-.FE1	-Z H1J+H08
	3.3	0.71	21511	442	66500	O5R35.442DE132	2LP069.-0HB.0-0BH0	2KJ3508-9HL23-.FJ1	-Z H1J+H06
	3.4	2.17	21120	434	109800	O5R50.434DE132	2LP069.-0HF.0-7AH0	2KJ3511-9HL23-.FJ1	-Z H1J+H08
	3.5	0.75	20396	419	65500	O5R35.419DE132	2LP069.-0HB.0-8AH0	2KJ3510-9HL23-.HH1	H1J
	3.5	1.00	20396	419	71400	O5R37.419DE132	2LP069.-0HC.0-8AH0	2KJ3510-9HL23-.FJ1	-Z H1J+H07
	3.5	1.25	20396	419	73600	O5R40.419DE132	2LP069.-0HD.0-8AH0	2KJ3510-9HL23-.FJ1	-Z H1J+H07
	3.6	1.81	19684	404	100200	O5R45.404DE132	2LP069.-0HE.0-7AH0	2KJ3510-9HL23-.FD1	-Z H1J+H07
	3.9	2.49	18386	378	105300	O5R50.378DE132	2LP069.-0HF.0-6AH0	2KJ3511-9HL23-.FH1	-Z H1J+H08
	4.0	0.85	18028	370	63100	O5R35.370DE132	2LP069.-0HB.0-7AH0	2KJ3510-9HL23-.HG1	H1J
	4.0	1.13	18028	370	68800	O5R37.370DE132	2LP069.-0HC.0-7AH0	2KJ3510-9HL23-.FH1	-Z H1J+H07
	4.0	1.41	18028	370	70900	O5R40.370DE132	2LP069.-0HD.0-7AH0	2KJ3510-9HL23-.FH1	-Z H1J+H07
	4.1	2.04	17399	357	96600	O5R45.357DE132	2LP069.-0HE.0-6AH0	2KJ3510-9HL23-.FC1	-Z H1J+H07
	4.6	2.91	15717	323	100500	O5R50.323DE132	2LP069.-0HF.0-5AH0	2KJ3511-9HL23-.FG1	-Z H1J+H08
	4.7	0.99	15330	315	60100	O5R35.315DE132	2LP069.-0HB.0-6AH0	2KJ3510-9HL23-.HF1	H1J
	4.7	1.33	15330	315	65500	O5R37.315DE132	2LP069.-0HC.0-6AH0	2KJ3510-9HL23-.FG1	-Z H1J+H07
4.7	1.66	15330	315	67500	O5R40.315DE132	2LP069.-0HD.0-6AH0	2KJ3510-9HL23-.FG1	-Z H1J+H07	
4.8	2.40	14795	304	92000	O5R45.304DE132	2LP069.-0HE.0-5AH0	2KJ3510-9HL23-.FB1	-Z H1J+H07	
5.3	2.64	13453	276	89400	O5R45.276DE132	2LP069.-0HE.0-4AH0	2KJ3511-9HL23-.FF1	-Z H1J+H08	
5.5	0.78	13091	269	39300	O5R30.269DE132	2LP069.-0HA.0-5AH0	2KJ3505-9HL23-.FB1	-Z H1J+H05	
5.5	1.16	13140	270	57400	O5R35.270DE132	2LP069.-0HB.0-5AH0	2KJ3510-9HL23-.HE1	H1J	
5.5	1.55	13140	270	62500	O5R37.270DE132	2LP069.-0HC.0-5AH0	2KJ3510-9HL23-.FF1	-Z H1J+H07	
5.5	1.93	13140	270	64500	O5R40.270DE132	2LP069.-0HD.0-5AH0	2KJ3510-9HL23-.FF1	-Z H1J+H07	
5.6	1.19	12831	263	57000	O5R35.263DE132	2LP069.-0HB.0-4AH0	2KJ3510-9HL23-.HD1	H1J	
5.6	1.58	12831	263	62100	O5R37.263DE132	2LP069.-0HC.0-4AH0	2KJ3510-9HL23-.FE1	-Z H1J+H07	
5.6	1.99	12761	262	63900	O5R40.262DE132	2LP069.-0HD.0-4AH0	2KJ3511-9HL23-.HE1	H1J	
5.6	2.79	12761	262	88000	O5R45.262DE132	2LP069.-0HE.0-3AH0	2KJ3511-9HL23-.FE1	-Z H1J+H08	
6.4	0.90	11273	231	37600	O5R30.231DE132	2LP069.-0HA.0-4AH0	2KJ3505-9HL23-.FA1	-Z H1J+H05	
6.4	2.27	11198	230	61400	O5R40.230DE132	2LP069.-0HD.0-3AH0	2KJ3511-9HL23-.HD1	H1J	
6.5	0.92	10994	226	37300	O5R30.226DE132	2LP069.-0HA.0-3AH0	2KJ3508-9HL23-.FJ1	-Z H1J+H06	

<sup>1)</sup> The specified values refer to continuous stresses. For infrequent, brief stresses please refer to Table 1 on page 4/2.

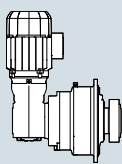


## Selection and ordering data (continued)

$P_N$ kW	$n_2$ rpm	$f_B$ -	$T_2$ Nm	$i_{total}$ -	$F_{R2,perm}^{1)}$ N	Short product description	FLENDER SIP planetary gear unit Article No.	SIMOGEAR geared motor Article No.	Order codes
7.5	6.5	1.38	11014	226	54400	O5R35.226DE132	2LP069.-0HB.0-3AH0	2KJ3510-9HL23-.HC1	H1J
	6.5	1.85	11014	226	59300	O5R37.226DE132	2LP069.-0HC.0-3AH0	2KJ3510-9HL23-.FD1	-Z H1J+H07
	7.3	2.61	9749	200	58900	O5R40.200DE132	2LP069.-0HD.0-2AH0	2KJ3511-9HL23-.HC1	H1J
	7.4	1.04	9735	200	35900	O5R30.200DE132	2LP069.-0HA.0-2AH0	2KJ3510-9HL23-.HC1	H1J
	7.4	1.57	9735	200	52400	O5R35.200DE132	2LP069.-0HB.0-2AH0	2KJ3510-9HL23-.HC1	H1J
	7.4	2.09	9735	200	57200	O5R37.200DE132	2LP069.-0HC.0-2AH0	2KJ3510-9HL23-.FC1	-Z H1J+H07
	8.6	2.44	8334	171	54500	O5R37.171DE132	2LP069.-0HC.0-1AH0	2KJ3511-9HL23-.HB1	H1J
	8.7	1.23	8278	170	34200	O5R30.170DE132	2LP069.-0HA.0-1AH0	2KJ3510-9HL23-.HB1	H1J
	8.7	1.84	8278	170	49900	O5R35.170DE132	2LP069.-0HB.0-1AH0	2KJ3510-9HL23-.HB1	H1J
	10.0	2.85	7134	146	52100	O5R37.146DE132	2LP069.-0HC.0-0AH0	2KJ3511-9HL23-.HA1	H1J
10.1	1.43	7096	146	32700	O5R30.146DE132	2LP069.-0HA.0-0AH0	2KJ3510-9HL23-.HA1	H1J	
10.1	2.15	7096	146	47700	O5R35.146DE132	2LP069.-0HB.0-0AH0	2KJ3510-9HL23-.HA1	H1J	
9.2	0.89	0.76	106138	1790	216200	O5R60.1790DE132	2LP069.-0HH.0-0CH0	2KJ3511-9JQ23-.FQ1	-Z H1J+H08
	0.97	0.72	90729	1530	155400	O5R55.1530DE132	2LP069.-0HG.0-7BH0	2KJ3511-9JQ23-.FP1	-Z H1J+H08
	0.97	0.89	90729	1530	216200	O5R60.1530DE132	2LP069.-0HH.0-8BH0	2KJ3511-9JQ23-.FP1	-Z H1J+H08
	1.1	0.84	77662	1310	155400	O5R55.1310DE132	2LP069.-0HG.0-6BH0	2KJ3511-9JQ23-.FN1	-Z H1J+H08
	1.1	1.04	77662	1310	216200	O5R60.1310DE132	2LP069.-0HH.0-7BH0	2KJ3511-9JQ23-.FN1	-Z H1J+H08
	1.3	0.99	66363	1119	155400	O5R55.1119DE132	2LP069.-0HG.0-5BH0	2KJ3511-9JQ23-.FM1	-Z H1J+H08
	1.3	1.22	66363	1119	216200	O5R60.1119DE132	2LP069.-0HH.0-6BH0	2KJ3511-9JQ23-.FM1	-Z H1J+H08
	1.5	0.77	59141	997	121300	O5R50.997DE132	2LP069.-0HF.0-5BH0	2KJ3510-9JQ23-.FL1	-Z H1J+H07
	1.5	1.11	59258	999	155400	O5R55.999DE132	2LP069.-0HG.0-4BH0	2KJ3511-9JQ23-.FL1	-Z H1J+H08
	1.5	1.36	59258	999	216200	O5R60.999DE132	2LP069.-0HH.0-5BH0	2KJ3511-9JQ23-.FL1	-Z H1J+H08
	1.7	0.88	51711	872	121300	O5R50.872DE132	2LP069.-0HF.0-4BH0	2KJ3510-9JQ23-.FK1	-Z H1J+H07
	1.7	1.25	52374	883	155400	O5R55.883DE132	2LP069.-0HG.0-2BH0	2KJ3511-9JQ23-.FK1	-Z H1J+H08
	1.7	1.54	52374	883	216200	O5R60.883DE132	2LP069.-0HH.0-4BH0	2KJ3511-9JQ23-.FK1	-Z H1J+H08
	1.9	1.43	45962	775	155400	O5R55.775DE132	2LP069.-0HG.0-3BH0	2KJ3511-9JQ23-.FJ1	-Z H1J+H08
	1.9	1.76	45962	775	216200	O5R60.775DE132	2LP069.-0HH.0-3BH0	2KJ3511-9JQ23-.FJ1	-Z H1J+H08
	2.0	0.80	44385	748	107700	O5R45.748DE132	2LP069.-0HE.0-3BH0	2KJ3510-9JQ23-.FJ1	-Z H1J+H07
	2.0	1.02	44385	748	121300	O5R50.748DE132	2LP069.-0HF.0-3BH0	2KJ3510-9JQ23-.FJ1	-Z H1J+H07
	2.2	0.90	39233	662	107700	O5R45.662DE132	2LP069.-0HE.0-2BH0	2KJ3510-9JQ23-.FH1	-Z H1J+H07
	2.2	1.16	39233	662	121300	O5R50.662DE132	2LP069.-0HF.0-2BH0	2KJ3510-9JQ23-.FH1	-Z H1J+H07
	2.2	1.64	40013	675	154800	O5R55.675DE132	2LP069.-0HG.0-2BH0	2KJ3511-9JQ23-.FH1	-Z H1J+H08
	2.2	2.02	40013	675	215300	O5R60.675DE132	2LP069.-0HH.0-2BH0	2KJ3511-9JQ23-.FH1	-Z H1J+H08
	2.6	1.06	33362	563	107700	O5R45.563DE132	2LP069.-0HE.0-1AH0	2KJ3510-9JQ23-.FG1	-Z H1J+H07
	2.6	1.36	33362	563	118500	O5R50.563DE132	2LP069.-0HF.0-1BH0	2KJ3510-9JQ23-.FG1	-Z H1J+H07
2.6	1.92	34204	577	147700	O5R55.577DE132	2LP069.-0HG.0-1BH0	2KJ3511-9JQ23-.FG1	-Z H1J+H08	
2.6	2.36	34204	577	205400	O5R60.577DE132	2LP069.-0HH.0-1BH0	2KJ3511-9JQ23-.FG1	-Z H1J+H08	
2.7	0.76	33091	558	80000	O5R40.558DE132	2LP069.-0HD.0-1BH0	2KJ3510-9JQ23-.FL1	-Z H1J+H07	
3.0	0.70	28934	488	74600	O5R37.488DE132	2LP069.-0HC.0-0BH0	2KJ3510-9JQ23-.FK1	-Z H1J+H07	
3.0	0.87	28934	488	76900	O5R40.488DE132	2LP069.-0HD.0-0BH0	2KJ3510-9JQ23-.FK1	-Z H1J+H07	
3.0	2.24	29278	494	140900	O5R55.494DE132	2LP069.-0HG.0-0BH0	2KJ3511-9JQ23-.FF1	-Z H1J+H08	
3.0	2.76	29278	494	196100	O5R60.494DE132	2LP069.-0HH.0-0BH0	2KJ3511-9JQ23-.FF1	-Z H1J+H08	
3.1	1.23	28596	482	105500	O5R45.482DE132	2LP069.-0HE.0-0BH0	2KJ3510-9JQ23-.FF1	-Z H1J+H07	
3.1	1.26	27924	471	104700	O5R45.471DE132	2LP069.-0HE.0-8AH0	2KJ3510-9JQ23-.FE1	-Z H1J+H07	
3.1	1.59	28596	482	113100	O5R50.482DE132	2LP069.-0HF.0-0BH0	2KJ3510-9JQ23-.FF1	-Z H1J+H07	
3.1	1.63	27924	471	112300	O5R50.471DE132	2LP069.-0HF.0-8AH0	2KJ3510-9JQ23-.FE1	-Z H1J+H07	
3.1	2.86	28238	476	194000	O5R60.476DE132	2LP069.-0HH.0-8AH0	2KJ3512-9JQ23-.HJ1	H1J	
3.2	2.36	27771	468	138700	O5R55.468DE132	2LP069.-0HG.0-8AH0	2KJ3511-9JQ23-.FE1	-Z H1J+H08	

<sup>1)</sup> The specified values refer to continuous stresses. For infrequent, brief stresses please refer to Table 1 on page 4/2.





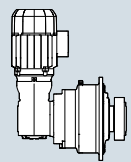
## Planetary geared motors, right-angled

### 4-pole geared motors

#### Selection and ordering data (continued)

$P_N$ kW	$n_2$ rpm	$f_B$ -	$T_2$ Nm	$i_{total}$ -	$F_{R2,perm}^{1)}$ N	Short product description	FLENDER SIP	SIMOGEAR	Order codes
							planetary gear unit	geared motor	
							Article No.	Article No.	
9.2	3.4	1.76	25717	434	109600	O5R50.434DE132	2LP069.-0HF.0-7AH0	2KJ3511-9JQ23-.FJ1	-Z H1J+H08
	3.5	0.81	24835	419	71200	O5R37.419DE132	2LP069.-0HC.0-8AH0	2KJ3510-9JQ23-.FJ1	-Z H1J+H07
	3.5	1.02	24835	419	73400	O5R40.419DE132	2LP069.-0HD.0-8AH0	2KJ3510-9JQ23-.FJ1	-Z H1J+H07
	3.6	2.66	24611	415	133800	O5R55.415DE132	2LP069.-0HG.0-7AH0	2KJ3512-9JQ23-.HH1	H1J
	3.7	1.47	23968	404	100000	O5R45.404DE132	2LP069.-0HE.0-7AH0	2KJ3510-9JQ23-.FD1	-Z H1J+H07
	3.9	2.03	22388	378	105100	O5R50.378DE132	2LP069.-0HF.0-6AH0	2KJ3511-9JQ23-.FH1	-Z H1J+H08
	3.9	2.92	22462	379	130200	O5R55.379DE132	2LP069.-0HG.0-6AH0	2KJ3512-9JQ23-.HG1	H1J
	4.0	0.92	21952	370	68600	O5R37.370DE132	2LP069.-0HC.0-7AH0	2KJ3510-9JQ23-.FH1	-Z H1J+H07
	4.0	1.15	21952	370	70700	O5R40.370DE132	2LP069.-0HD.0-7AH0	2KJ3510-9JQ23-.FH1	-Z H1J+H07
	4.1	1.67	21186	357	96400	O5R45.357DE132	2LP069.-0HE.0-6AH0	2KJ3510-9JQ23-.FC1	-Z H1J+H07
	4.6	2.37	19138	323	100300	O5R50.323DE132	2LP069.-0HF.0-5AH0	2KJ3511-9JQ23-.FG1	-Z H1J+H08
	4.7	0.81	18666	315	60000	O5R35.315DE132	2LP069.-0HB.0-6AH0	2KJ3510-9JQ23-.HG1	H1J
	4.7	1.08	18666	315	65400	O5R37.315DE132	2LP069.-0HC.0-6AH0	2KJ3510-9JQ23-.FG1	-Z H1J+H07
	4.7	1.35	18666	315	67400	O5R40.315DE132	2LP069.-0HD.0-6AH0	2KJ3510-9JQ23-.FG1	-Z H1J+H07
	4.9	1.96	18015	304	91800	O5R45.304DE132	2LP069.-0HE.0-5AH0	2KJ3510-9JQ23-.FB1	-Z H1J+H07
	5.4	2.15	16382	276	89200	O5R45.276DE132	2LP069.-0HE.0-4AH0	2KJ3511-9JQ23-.FF1	-Z H1J+H08
	5.4	2.77	16382	276	95700	O5R50.276DE132	2LP069.-0HF.0-4AH0	2KJ3511-9JQ23-.FF1	-Z H1J+H08
	5.5	0.95	16000	270	57200	O5R35.270DE132	2LP069.-0HB.0-5AH0	2KJ3510-9JQ23-.HF1	H1J
	5.5	1.26	16000	270	62400	O5R37.270DE132	2LP069.-0HC.0-5AH0	2KJ3510-9JQ23-.FF1	-Z H1J+H07
	5.5	1.58	16000	270	64300	O5R40.270DE132	2LP069.-0HD.0-5AH0	2KJ3510-9JQ23-.FF1	-Z H1J+H07
	5.6	0.97	15624	263	56800	O5R35.263DE132	2LP069.-0HB.0-4AH0	2KJ3510-9JQ23-.HE1	H1J
	5.6	1.29	15624	263	62000	O5R37.263DE132	2LP069.-0HC.0-4AH0	2KJ3510-9JQ23-.FE1	-Z H1J+H07
	5.6	1.62	15538	262	63800	O5R40.262DE132	2LP069.-0HD.0-4AH0	2KJ3511-9JQ23-.HE1	H1J
	5.6	2.27	15538	262	87800	O5R45.262DE132	2LP069.-0HE.0-3AH0	2KJ3511-9JQ23-.FE1	-Z H1J+H08
	5.7	2.95	15368	259	93900	O5R50.259DE132	2LP069.-0HF.0-3AH0	2KJ3512-9JQ23-.HD1	H1J
	6.4	1.85	13635	230	61300	O5R40.230DE132	2LP069.-0HD.0-3AH0	2KJ3511-9JQ23-.HD1	H1J
	6.4	2.59	13635	230	84500	O5R45.230DE132	2LP069.-0HE.0-2AH0	2KJ3511-9JQ23-.FD1	-Z H1J+H08
	6.5	1.13	13411	226	54300	O5R35.226DE132	2LP069.-0HB.0-3AH0	2KJ3510-9JQ23-.HD1	H1J
	6.5	1.50	13411	226	59200	O5R37.226DE132	2LP069.-0HC.0-3AH0	2KJ3510-9JQ23-.FD1	-Z H1J+H07
	6.6	0.75	13387	226	37200	O5R30.226DE132	2LP069.-0HA.0-3AH0	2KJ3508-9JQ23-.FJ1	-Z H1J+H06
	7.4	0.85	11854	200	35900	O5R30.200DE132	2LP069.-0HA.0-2AH0	2KJ3510-9JQ23-.HC1	H1J
	7.4	1.28	11854	200	52300	O5R35.200DE132	2LP069.-0HB.0-2AH0	2KJ3510-9JQ23-.HC1	H1J
7.4	1.70	11854	200	57000	O5R37.200DE132	2LP069.-0HC.0-2AH0	2KJ3510-9JQ23-.FC1	-Z H1J+H07	
7.4	2.12	11871	200	58800	O5R40.200DE132	2LP069.-0HD.0-2AH0	2KJ3511-9JQ23-.HC1	H1J	
7.4	2.97	11871	200	81000	O5R45.200DE132	2LP069.-0HE.0-1AH0	2KJ3511-9JQ23-.FC1	-Z H1J+H08	
8.6	1.99	10147	171	54400	O5R37.171DE132	2LP069.-0HC.0-1AH0	2KJ3511-9JQ23-.HB1	H1J	
8.6	2.48	10147	171	56100	O5R40.171DE132	2LP069.-0HD.0-1AH0	2KJ3511-9JQ23-.HB1	H1J	
8.7	1.00	10080	170	34200	O5R30.170DE132	2LP069.-0HA.0-1AH0	2KJ3510-9JQ23-.HB1	H1J	
8.7	1.50	10080	170	49800	O5R35.170DE132	2LP069.-0HB.0-1AH0	2KJ3510-9JQ23-.HB1	H1J	
10.1	2.32	8686	146	52000	O5R37.146DE132	2LP069.-0HC.0-0AH0	2KJ3511-9JQ23-.HA1	H1J	
10.1	2.90	8686	146	53600	O5R40.146DE132	2LP069.-0HD.0-0AH0	2KJ3511-9JQ23-.HA1	H1J	
10.2	1.17	8640	146	32600	O5R30.146DE132	2LP069.-0HA.0-0AH0	2KJ3510-9JQ23-.HA1	H1J	
10.2	1.75	8640	146	47600	O5R35.146DE132	2LP069.-0HB.0-0AH0	2KJ3510-9JQ23-.HA1	H1J	
11.0	0.96	0.75	108936	1530	216200	O5R60.1530DE160	2LP069.-0HH.0-8BJ0	2KJ3511-9JR23-.FP1	-Z H1J+H08
	1.1	0.71	93247	1310	155400	O5R55.1310DE160	2LP069.-0HG.0-6BJ0	2KJ3511-9JR23-.FN1	-Z H1J+H08
	1.1	0.88	93247	1310	216200	O5R60.1310DE160	2LP069.-0HH.0-7BJ0	2KJ3511-9JR23-.FN1	-Z H1J+H08
	1.3	0.83	79680	1119	155400	O5R55.1119DE160	2LP069.-0HG.0-5BJ0	2KJ3511-9JR23-.FM1	-Z H1J+H08
	1.3	1.03	79680	1119	216200	O5R60.1119DE160	2LP069.-0HH.0-6BJ0	2KJ3511-9JR23-.FM1	-Z H1J+H08

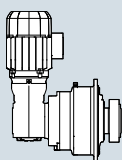
<sup>1)</sup> The specified values refer to continuous stresses. For infrequent, brief stresses please refer to Table 1 on page 4/2.



## Selection and ordering data (continued)

$P_N$ kW	$n_2$ rpm	$f_B$ -	$T_2$ Nm	$i_{total}$ -	$F_{R2,perm}^{1)}$ N	Short product description	FLENDER SIP	SIMOGEAR	Order codes
							planetary gear unit	geared motor	
							Article No.	Article No.	
11.0	1.5	0.93	71149	999	155400	O5R55.999DE160	2LP069.-0HG.0-4BJ0	2KJ3511-9JR23-.FL1	-Z H1J+H08
	1.5	1.15	71149	999	216200	O5R60.999DE160	2LP069.-0HH.0-5BJ0	2KJ3511-9JR23-.FL1	-Z H1J+H08
	1.7	0.74	62088	872	121300	O5R50.872DE160	2LP069.-0HF.0-4BJ0	2KJ3510-9JR23-.FK1	-Z H1J+H07
	1.7	1.06	62885	883	155400	O5R55.883DE160	2LP069.-0HG.0-2BJ0	2KJ3511-9JR23-.FK1	-Z H1J+H08
	1.7	1.30	62885	883	216200	O5R60.883DE160	2LP069.-0HH.0-4BJ0	2KJ3511-9JR23-.FK1	-Z H1J+H08
	1.9	1.21	55185	775	155400	O5R55.775DE160	2LP069.-0HG.0-3BJ0	2KJ3511-9JR23-.FJ1	-Z H1J+H08
	1.9	1.48	55185	775	216200	O5R60.775DE160	2LP069.-0HH.0-3BJ0	2KJ3511-9JR23-.FJ1	-Z H1J+H08
	2.0	0.86	53292	748	121300	O5R50.748DE160	2LP069.-0HF.0-3BJ0	2KJ3510-9JR23-.FJ1	-Z H1J+H07
	2.2	0.76	47107	662	107700	O5R45.662DE160	2LP069.-0HE.0-2BJ0	2KJ3510-9JR23-.FH1	-Z H1J+H07
	2.2	0.98	47107	662	121300	O5R50.662DE160	2LP069.-0HF.0-2BJ0	2KJ3510-9JR23-.FH1	-Z H1J+H07
	2.2	1.38	48042	675	155000	O5R55.675DE160	2LP069.-0HG.0-2BJ0	2KJ3511-9JR23-.FH1	-Z H1J+H08
	2.2	1.70	48042	675	215600	O5R60.675DE160	2LP069.-0HH.0-2BJ0	2KJ3511-9JR23-.FH1	-Z H1J+H08
	2.6	0.89	40056	563	107700	O5R45.563DE160	2LP069.-0HE.0-1AJ0	2KJ3510-9JR23-.FG1	-Z H1J+H07
	2.6	1.15	40056	563	118600	O5R50.563DE160	2LP069.-0HF.0-1BJ0	2KJ3510-9JR23-.FG1	-Z H1J+H07
	2.6	1.62	41067	577	147800	O5R55.577DE160	2LP069.-0HG.0-1BJ0	2KJ3511-9JR23-.FG1	-Z H1J+H08
	2.6	1.99	41067	577	205600	O5R60.577DE160	2LP069.-0HH.0-1BJ0	2KJ3511-9JR23-.FG1	-Z H1J+H08
	3.0	0.74	34740	488	76900	O5R40.488DE160	2LP069.-0HD.0-0BJ0	2KJ3510-9JR23-.FK1	-Z H1J+H07
	3.0	1.89	35153	494	141100	O5R55.494DE160	2LP069.-0HG.0-0BJ0	2KJ3511-9JR23-.FF1	-Z H1J+H08
	3.0	2.33	35153	494	196300	O5R60.494DE160	2LP069.-0HH.0-0BJ0	2KJ3511-9JR23-.FF1	-Z H1J+H08
	3.1	1.04	34334	482	105600	O5R45.482DE160	2LP069.-0HE.0-0BJ0	2KJ3510-9JR23-.FF1	-Z H1J+H07
	3.1	1.07	33527	471	104800	O5R45.471DE160	2LP069.-0HE.0-8AJ0	2KJ3510-9JR23-.FE1	-Z H1J+H07
	3.1	1.34	34334	482	113300	O5R50.482DE160	2LP069.-0HF.0-0BJ0	2KJ3510-9JR23-.FF1	-Z H1J+H07
	3.1	1.37	33527	471	112500	O5R50.471DE160	2LP069.-0HF.0-8AJ0	2KJ3510-9JR23-.FE1	-Z H1J+H07
	3.1	1.99	33344	468	138900	O5R55.468DE160	2LP069.-0HG.0-8AJ0	2KJ3511-9JR23-.FE1	-Z H1J+H08
	3.1	2.41	33905	476	194100	O5R60.476DE160	2LP069.-0HH.0-8AJ0	2KJ3512-9JR23-.HJ1	H1J
	3.4	1.49	30877	434	109700	O5R50.434DE160	2LP069.-0HF.0-7AJ0	2KJ3511-9JR23-.FJ1	-Z H1J+H08
	3.5	0.86	29819	419	73500	O5R40.419DE160	2LP069.-0HD.0-8AJ0	2KJ3510-9JR23-.FJ1	-Z H1J+H07
	3.6	1.24	28778	404	100100	O5R45.404DE160	2LP069.-0HE.0-7AJ0	2KJ3510-9JR23-.FD1	-Z H1J+H07
	3.6	2.25	29549	415	133900	O5R55.415DE160	2LP069.-0HG.0-7AJ0	2KJ3512-9JR23-.HH1	H1J
	3.6	2.77	29549	415	186300	O5R60.415DE160	2LP069.-0HH.0-7AJ0	2KJ3512-9JR23-.HH1	H1J
3.9	1.71	26881	378	105200	O5R50.378DE160	2LP069.-0HF.0-6AJ0	2KJ3511-9JR23-.FH1	-Z H1J+H08	
3.9	2.47	26970	379	130300	O5R55.379DE160	2LP069.-0HG.0-6AJ0	2KJ3512-9JR23-.HG1	H1J	
4.0	0.78	26358	370	68700	O5R37.370DE160	2LP069.-0HC.0-7AJ0	2KJ3510-9JR23-.FH1	-Z H1J+H07	
4.0	0.97	26358	370	70800	O5R40.370DE160	2LP069.-0HD.0-7AJ0	2KJ3510-9JR23-.FH1	-Z H1J+H07	
4.1	1.41	25438	357	96500	O5R45.357DE160	2LP069.-0HE.0-6AJ0	2KJ3510-9JR23-.FC1	-Z H1J+H07	
4.5	2.86	23217	326	124600	O5R55.326DE160	2LP069.-0HG.0-5AJ0	2KJ3512-9JR23-.HF1	H1J	
4.6	2.00	22978	323	100400	O5R50.323DE160	2LP069.-0HF.0-5AJ0	2KJ3511-9JR23-.FG1	-Z H1J+H08	
4.7	0.91	22412	315	65400	O5R37.315DE160	2LP069.-0HC.0-6AJ0	2KJ3510-9JR23-.FG1	-Z H1J+H07	
4.7	1.14	22412	315	67500	O5R40.315DE160	2LP069.-0HD.0-6AJ0	2KJ3510-9JR23-.FG1	-Z H1J+H07	
4.9	1.66	21631	304	91900	O5R45.304DE160	2LP069.-0HE.0-5AJ0	2KJ3510-9JR23-.FB1	-Z H1J+H07	
5.3	1.82	19669	276	89300	O5R45.276DE160	2LP069.-0HE.0-4AJ0	2KJ3511-9JR23-.FF1	-Z H1J+H08	
5.3	2.34	19669	276	95800	O5R50.276DE160	2LP069.-0HF.0-4AJ0	2KJ3511-9JR23-.FF1	-Z H1J+H08	
5.5	0.80	19210	270	57300	O5R35.270DE160	2LP069.-0HB.0-5AJ0	2KJ3510-9JR23-.HF1	H1J	
5.5	1.07	19210	270	62500	O5R37.270DE160	2LP069.-0HC.0-5AJ0	2KJ3510-9JR23-.FF1	-Z H1J+H07	
5.5	1.33	19210	270	64400	O5R40.270DE160	2LP069.-0HD.0-5AJ0	2KJ3510-9JR23-.FF1	-Z H1J+H07	
5.6	0.82	18759	263	56900	O5R35.263DE160	2LP069.-0HB.0-4AJ0	2KJ3510-9JR23-.HE1	H1J	
5.6	1.09	18759	263	62000	O5R37.263DE160	2LP069.-0HC.0-4AJ0	2KJ3510-9JR23-.FE1	-Z H1J+H07	
5.6	1.37	18657	262	63800	O5R40.262DE160	2LP069.-0HD.0-4AJ0	2KJ3511-9JR23-.HE1	H1J	

<sup>1)</sup> The specified values refer to continuous stresses. For infrequent, brief stresses please refer to Table 1 on page 4/2.



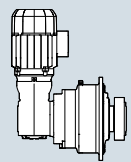
## Planetary geared motors, right-angled

### 4-pole geared motors

#### Selection and ordering data (continued)

$P_N$ kW	$n_2$ rpm	$f_B$ -	$T_2$ Nm	$i_{total}$ -	$F_{R2,perm}^{1)}$ N	Short product description	FLENDER SIP	SIMOGEAR	Order codes
							planetary gear unit	geared motor	
							Article No.	Article No.	
11.0	5.6	1.92	18657	262	87900	O5R45.262DE160	2LP069.-0HE.0-3AJ0	2KJ3511-9JR23-.FE1	-Z H1J+H08
	5.7	2.50	18451	259	94000	O5R50.259DE160	2LP069.-0HF.0-3AJ0	2KJ3512-9JR23-.HD1	H1J
	6.4	1.56	16372	230	61400	O5R40.230DE160	2LP069.-0HD.0-3AJ0	2KJ3511-9JR23-.HD1	H1J
	6.4	2.19	16372	230	84500	O5R45.230DE160	2LP069.-0HE.0-2AJ0	2KJ3511-9JR23-.FD1	-Z H1J+H08
	6.5	0.95	16102	226	54300	O5R35.226DE160	2LP069.-0HB.0-3AJ0	2KJ3510-9JR23-.HD1	H1J
	6.5	1.27	16102	226	59300	O5R37.226DE160	2LP069.-0HC.0-3AJ0	2KJ3510-9JR23-.FD1	-Z H1J+H07
	6.5	2.86	16081	226	90200	O5R50.226DE160	2LP069.-0HF.0-2AJ0	2KJ3512-9JR23-.HC1	H1J
	7.4	0.72	14233	200	35900	O5R30.200DE160	2LP069.-0HA.0-2AJ0	2KJ3510-9JR23-.HC1	H1J
	7.4	1.08	14233	200	52400	O5R35.200DE160	2LP069.-0HB.0-2AJ0	2KJ3510-9JR23-.HC1	H1J
	7.4	1.44	14233	200	57100	O5R37.200DE160	2LP069.-0HC.0-2AJ0	2KJ3510-9JR23-.FC1	-Z H1J+H07
	7.4	1.79	14253	200	58900	O5R40.200DE160	2LP069.-0HD.0-2AJ0	2KJ3511-9JR23-.HC1	H1J
	7.4	2.51	14253	200	81100	O5R45.200DE160	2LP069.-0HE.0-1AJ0	2KJ3511-9JR23-.FC1	-Z H1J+H08
	8.3	2.83	12635	177	78200	O5R45.177DE160	2LP069.-0HE.0-0AJ0	2KJ3512-9JR23-.HA1	H1J
	8.6	1.68	12184	171	54500	O5R37.171DE160	2LP069.-0HC.0-1AJ0	2KJ3511-9JR23-.HB1	H1J
	8.6	2.10	12184	171	56200	O5R40.171DE160	2LP069.-0HD.0-1AJ0	2KJ3511-9JR23-.HB1	H1J
	8.7	0.85	12103	170	34200	O5R30.170DE160	2LP069.-0HA.0-1AJ0	2KJ3510-9JR23-.HB1	H1J
	8.7	1.27	12103	170	49900	O5R35.170DE160	2LP069.-0HB.0-1AJ0	2KJ3510-9JR23-.HB1	H1J
	10.1	0.99	10374	146	32700	O5R30.146DE160	2LP069.-0HA.0-0AJ0	2KJ3510-9JR23-.HA1	H1J
	10.1	1.48	10374	146	47600	O5R35.146DE160	2LP069.-0HB.0-0AJ0	2KJ3510-9JR23-.HA1	H1J
	10.1	1.96	10429	146	52000	O5R37.146DE160	2LP069.-0HC.0-0AJ0	2KJ3511-9JR23-.HA1	H1J
10.1	2.45	10429	146	53600	O5R40.146DE160	2LP069.-0HD.0-0AJ0	2KJ3511-9JR23-.HA1	H1J	
15.0	1.3	0.75	108665	1119	216200	O5R60.1119DE160	2LP069.-0HH.0-6BJ0	2KJ3511-9JU23-.FM1	-Z H1J+H08
	1.5	0.84	97031	999	216200	O5R60.999DE160	2LP069.-0HH.0-5BJ0	2KJ3511-9JU23-.FL1	-Z H1J+H08
	1.7	0.77	85760	883	155400	O5R55.883DE160	2LP069.-0HG.0-4AJ0	2KJ3511-9JU23-.FK1	-Z H1J+H08
	1.7	0.95	85760	883	216200	O5R60.883DE160	2LP069.-0HH.0-4BJ0	2KJ3511-9JU23-.FK1	-Z H1J+H08
	1.9	0.88	75259	775	155400	O5R55.775DE160	2LP069.-0HG.0-3BJ0	2KJ3511-9JU23-.FJ1	-Z H1J+H08
	1.9	1.09	75259	775	216200	O5R60.775DE160	2LP069.-0HH.0-3BJ0	2KJ3511-9JU23-.FJ1	-Z H1J+H08
	2.2	0.72	64242	662	121300	O5R50.662DE160	2LP069.-0HF.0-2BJ0	2KJ3510-9JU23-.FH1	-Z H1J+H07
	2.2	1.01	65518	675	155000	O5R55.675DE160	2LP069.-0HG.0-2BJ0	2KJ3511-9JU23-.FH1	-Z H1J+H08
	2.2	1.25	65518	675	215600	O5R60.675DE160	2LP069.-0HH.0-2BJ0	2KJ3511-9JU23-.FH1	-Z H1J+H08
	2.6	0.84	54627	563	118600	O5R50.563DE160	2LP069.-0HF.0-1BJ0	2KJ3510-9JU23-.FG1	-Z H1J+H07
	2.6	1.19	56006	577	147800	O5R55.577DE160	2LP069.-0HG.0-1BJ0	2KJ3511-9JU23-.FG1	-Z H1J+H08
	2.6	1.46	56006	577	205600	O5R60.577DE160	2LP069.-0HH.0-1BJ0	2KJ3511-9JU23-.FG1	-Z H1J+H08
	3.0	1.38	47940	494	141100	O5R55.494DE160	2LP069.-0HG.0-0BJ0	2KJ3511-9JU23-.FF1	-Z H1J+H08
	3.0	1.70	47940	494	196300	O5R60.494DE160	2LP069.-0HH.0-0BJ0	2KJ3511-9JU23-.FF1	-Z H1J+H08
	3.1	0.76	46824	482	105600	O5R45.482DE160	2LP069.-0HE.0-0BJ0	2KJ3510-9JU23-.FF1	-Z H1J+H07
	3.1	0.78	45723	471	104800	O5R45.471DE160	2LP069.-0HE.0-8AJ0	2KJ3510-9JU23-.FE1	-Z H1J+H07
	3.1	0.98	46824	482	113300	O5R50.482DE160	2LP069.-0HF.0-0BJ0	2KJ3510-9JU23-.FF1	-Z H1J+H07
	3.1	1.01	45723	471	112500	O5R50.471DE160	2LP069.-0HF.0-8AJ0	2KJ3510-9JU23-.FE1	-Z H1J+H07
	3.1	1.46	45473	468	138900	O5R55.468DE160	2LP069.-0HG.0-8AJ0	2KJ3511-9JU23-.FE1	-Z H1J+H08
	3.1	1.77	46238	476	194100	O5R60.476DE160	2LP069.-0HH.0-8AJ0	2KJ3512-9JU23-.HJ1	H1J
3.4	1.09	42109	434	109700	O5R50.434DE160	2LP069.-0HF.0-7AJ0	2KJ3511-9JU23-.FJ1	-Z H1J+H08	
3.6	0.91	39247	404	100100	O5R45.404DE160	2LP069.-0HE.0-7AJ0	2KJ3510-9JU23-.FD1	-Z H1J+H07	
3.6	1.65	40298	415	133900	O5R55.415DE160	2LP069.-0HG.0-7AJ0	2KJ3512-9JU23-.HH1	H1J	
3.6	2.03	40298	415	186300	O5R60.415DE160	2LP069.-0HH.0-7AJ0	2KJ3512-9JU23-.HH1	H1J	
3.9	1.25	36659	378	105200	O5R50.378DE160	2LP069.-0HF.0-6AJ0	2KJ3511-9JU23-.FH1	-Z H1J+H08	
3.9	1.81	36781	379	130300	O5R55.379DE160	2LP069.-0HG.0-6AJ0	2KJ3512-9JU23-.HG1	H1J	
3.9	2.22	36781	379	181300	O5R60.379DE160	2LP069.-0HH.0-6AJ0	2KJ3512-9JU23-.HG1	H1J	

<sup>1)</sup> The specified values refer to continuous stresses. For infrequent, brief stresses please refer to Table 1 on page 4/2.

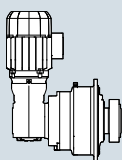


## Selection and ordering data (continued)

$P_N$ kW	$n_2$ rpm	$f_B$ -	$T_2$ Nm	$i_{total}$ -	$F_{R2,perm}^{1)}$ N	Short product description	FLENDER SIP planetary gear unit	SIMOGEAR geared motor	Order codes
							Article No.	Article No.	
15.0	4.0	0.71	35945	370	70800	O5R40.370DE160	2LP069.-0HD.0-7AJ0	2KJ3510-9JU23-.FH1	-Z H1J+H07
	4.1	1.03	34691	357	96500	O5R45.357DE160	2LP069.-0HE.0-6AJ0	2KJ3510-9JU23-.FC1	-Z H1J+H07
	4.5	2.10	31662	326	124600	O5R55.326DE160	2LP069.-0HG.0-5AJ0	2KJ3512-9JU23-.HF1	H1J
	4.5	2.58	31662	326	173300	O5R60.326DE160	2LP069.-0HH.0-5AJ0	2KJ3512-9JU23-.HF1	H1J
	4.6	1.47	31337	323	100400	O5R50.323DE160	2LP069.-0HF.0-5AJ0	2KJ3511-9JU23-.FG1	-Z H1J+H08
	4.7	0.84	30565	315	67500	O5R40.315DE160	2LP069.-0HD.0-6AJ0	2KJ3510-9JU23-.FG1	-Z H1J+H07
	4.9	1.21	29499	304	91900	O5R45.304DE160	2LP069.-0HE.0-5AJ0	2KJ3510-9JU23-.FB1	-Z H1J+H07
	5.0	2.31	28719	296	121000	O5R55.296DE160	2LP069.-0HG.0-4AJ0	2KJ3512-9JU23-.HE1	H1J
	5.0	2.85	28719	296	168300	O5R60.296DE160	2LP069.-0HH.0-4AJ0	2KJ3512-9JU23-.HE1	H1J
	5.2	2.42	27416	282	119300	O5R55.282DE160	2LP069.-0HG.0-3AJ0	2KJ3513-9JU23-.FD1	-Z H1J+H09
	5.2	2.98	27416	282	166000	O5R60.282DE160	2LP069.-0HH.0-3AJ0	2KJ3513-9JU23-.FD1	-Z H1J+H09
	5.3	1.33	26824	276	89300	O5R45.276DE160	2LP069.-0HE.0-4AJ0	2KJ3511-9JU23-.FF1	-Z H1J+H08
	5.3	1.71	26824	276	95800	O5R50.276DE160	2LP069.-0HF.0-4AJ0	2KJ3511-9JU23-.FF1	-Z H1J+H08
	5.5	0.78	26199	270	62500	O5R37.270DE160	2LP069.-0HC.0-5AJ0	2KJ3510-9JU23-.FF1	-Z H1J+H07
	5.5	0.97	26199	270	64400	O5R40.270DE160	2LP069.-0HD.0-5AJ0	2KJ3510-9JU23-.FF1	-Z H1J+H07
	5.6	0.80	25583	263	62000	O5R37.263DE160	2LP069.-0HC.0-4AJ0	2KJ3510-9JU23-.FE1	-Z H1J+H07
	5.6	1.00	25443	262	63800	O5R40.262DE160	2LP069.-0HD.0-4AJ0	2KJ3511-9JU23-.HE1	H1J
	5.6	1.41	25443	262	87900	O5R45.262DE160	2LP069.-0HE.0-3AJ0	2KJ3511-9JU23-.FE1	-Z H1J+H08
	5.7	1.83	25163	259	94000	O5R50.259DE160	2LP069.-0HF.0-3AJ0	2KJ3512-9JU23-.HD1	H1J
	6.0	2.78	23867	246	114400	O5R55.246DE160	2LP069.-0HG.0-2AJ0	2KJ3513-9JU23-.FC1	-Z H1J+H09
	6.4	1.14	22327	230	61400	O5R40.230DE160	2LP069.-0HD.0-3AJ0	2KJ3511-9JU23-.HD1	H1J
	6.4	1.60	22327	230	84500	O5R45.230DE160	2LP069.-0HE.0-2AJ0	2KJ3511-9JU23-.FD1	-Z H1J+H08
	6.5	0.70	21959	226	54300	O5R35.226DE160	2LP069.-0HB.0-3AJ0	2KJ3510-9JU23-.HD1	H1J
	6.5	0.93	21959	226	59300	O5R37.226DE160	2LP069.-0HC.0-3AJ0	2KJ3510-9JU23-.FD1	-Z H1J+H07
	6.5	2.10	21931	226	90200	O5R50.226DE160	2LP069.-0HF.0-2AJ0	2KJ3512-9JU23-.HC1	H1J
	7.2	2.30	20016	206	87800	O5R50.206DE160	2LP069.-0HF.0-1AJ0	2KJ3512-9JU23-.HB1	H1J
	7.4	0.79	19410	200	52400	O5R35.200DE160	2LP069.-0HB.0-2AJ0	2KJ3510-9JU23-.HC1	H1J
	7.4	1.05	19410	200	57100	O5R37.200DE160	2LP069.-0HC.0-2AJ0	2KJ3510-9JU23-.FC1	-Z H1J+H07
	7.4	1.31	19437	200	58900	O5R40.200DE160	2LP069.-0HD.0-2AJ0	2KJ3511-9JU23-.HC1	H1J
	7.4	1.84	19437	200	81100	O5R45.200DE160	2LP069.-0HE.0-1AJ0	2KJ3511-9JU23-.FC1	-Z H1J+H08
	8.3	2.07	17231	177	78200	O5R45.177DE160	2LP069.-0HE.0-0AJ0	2KJ3512-9JU23-.HA1	H1J
	8.3	2.67	17231	177	83900	O5R50.177DE160	2LP069.-0HF.0-0AJ0	2KJ3512-9JU23-.HA1	H1J
8.6	1.23	16616	171	54500	O5R37.171DE160	2LP069.-0HC.0-1AJ0	2KJ3511-9JU23-.HB1	H1J	
8.6	1.54	16616	171	56200	O5R40.171DE160	2LP069.-0HD.0-1AJ0	2KJ3511-9JU23-.HB1	H1J	
8.7	0.93	16505	170	49900	O5R35.170DE160	2LP069.-0HB.0-1AJ0	2KJ3510-9JU23-.HB1	H1J	
10.1	0.72	14147	146	32700	O5R30.146DE160	2LP069.-0HA.0-0AJ0	2KJ3510-9JU23-.HA1	H1J	
10.1	1.08	14147	146	47600	O5R35.146DE160	2LP069.-0HB.0-0AJ0	2KJ3510-9JU23-.HA1	H1J	
10.1	1.44	14223	146	52000	O5R37.146DE160	2LP069.-0HC.0-0AJ0	2KJ3511-9JU23-.HA1	H1J	
10.1	1.80	14223	146	53600	O5R40.146DE160	2LP069.-0HD.0-0AJ0	2KJ3511-9JU23-.HA1	H1J	
18.5	1.7	0.76	106162	883	216200	O5R60.883DE180	2LP069.-0HH.0-4AK0	2KJ3511-9KL33-.FK1	-Z H1J+H08
	1.9	0.71	93163	775	155400	O5R55.775DE180	2LP069.-0HG.0-3BK0	2KJ3511-9KL33-.FJ1	-Z H1J+H08
	1.9	0.87	93163	775	216200	O5R60.775DE180	2LP069.-0HH.0-3BK0	2KJ3511-9KL33-.FJ1	-Z H1J+H08
	2.2	0.81	81105	675	155100	O5R55.675DE180	2LP069.-0HG.0-2BK0	2KJ3511-9KL33-.FH1	-Z H1J+H08
	2.2	1.00	81105	675	215800	O5R60.675DE180	2LP069.-0HH.0-2BK0	2KJ3511-9KL33-.FH1	-Z H1J+H08
	2.5	0.95	69330	577	148000	O5R55.577DE180	2LP069.-0HG.0-1BK0	2KJ3511-9KL33-.FG1	-Z H1J+H08
	2.5	1.17	69330	577	205900	O5R60.577DE180	2LP069.-0HH.0-1BK0	2KJ3511-9KL33-.FG1	-Z H1J+H08
	3.0	1.11	59345	494	141200	O5R55.494DE180	2LP069.-0HG.0-0BK0	2KJ3511-9KL33-.FF1	-Z H1J+H08
3.0	1.37	59345	494	196500	O5R60.494DE180	2LP069.-0HH.0-0BK0	2KJ3511-9KL33-.FF1	-Z H1J+H08	

<sup>1)</sup> The specified values refer to continuous stresses. For infrequent, brief stresses please refer to Table 1 on page 4/2.





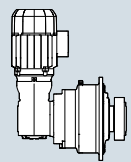
## Planetary geared motors, right-angled

### 4-pole geared motors

#### Selection and ordering data (continued)

$P_N$ kW	$n_2$ rpm	$f_B$ -	$T_2$ Nm	$i_{total}$ -	$F_{R2,perm}^{1)}$ N	Short product description	FLENDER SIP	SIMOGEAR	Order codes
							planetary gear unit	geared motor	
							Article No.	Article No.	
18.5	3.1	1.17	56291	468	139000	O5R55.468DE180	2LP069.-0HG.0-8AK0	2KJ3511-9KL33-.FE1	-Z H1J+H08
	3.1	1.42	57238	476	194300	O5R60.476DE180	2LP069.-0HH.0-8AK0	2KJ3512-9KL33-.HJ1	H1J
	3.4	0.88	52127	434	109800	O5R50.434DE180	2LP069.-0HF.0-7AK0	2KJ3511-9KL33-.FJ1	-Z H1J+H08
	3.5	1.32	49885	415	134100	O5R55.415DE180	2LP069.-0HG.0-7AK0	2KJ3512-9KL33-.HH1	H1J
	3.5	1.63	49885	415	186500	O5R60.415DE180	2LP069.-0HH.0-7AK0	2KJ3512-9KL33-.HH1	H1J
	3.9	1.01	45380	378	105300	O5R50.378DE180	2LP069.-0HF.0-6AK0	2KJ3511-9KL33-.FH1	-Z H1J+H08
	3.9	1.45	45531	379	130400	O5R55.379DE180	2LP069.-0HG.0-6AK0	2KJ3512-9KL33-.HG1	H1J
	3.9	1.78	45531	379	181400	O5R60.379DE180	2LP069.-0HH.0-6AK0	2KJ3512-9KL33-.HG1	H1J
	4.5	1.68	39195	326	124700	O5R55.326DE180	2LP069.-0HG.0-5AK0	2KJ3512-9KL33-.HF1	H1J
	4.5	2.07	39195	326	173500	O5R60.326DE180	2LP069.-0HH.0-5AK0	2KJ3512-9KL33-.HF1	H1J
	4.6	1.18	38792	323	100500	O5R50.323DE180	2LP069.-0HF.0-5AK0	2KJ3511-9KL33-.FG1	-Z H1J+H08
	5.0	1.85	35552	296	121100	O5R55.296DE180	2LP069.-0HG.0-4AK0	2KJ3512-9KL33-.HE1	H1J
	5.0	2.28	35552	296	168500	O5R60.296DE180	2LP069.-0HH.0-4AK0	2KJ3512-9KL33-.HE1	H1J
	5.2	1.94	33938	282	119400	O5R55.282DE180	2LP069.-0HG.0-3AK0	2KJ3513-9KL33-.FD1	-Z H1J+H09
	5.2	2.39	33938	282	166100	O5R60.282DE180	2LP069.-0HH.0-3AK0	2KJ3513-9KL33-.FD1	-Z H1J+H09
	5.3	1.07	33205	276	89400	O5R45.276DE180	2LP069.-0HE.0-4AK0	2KJ3511-9KL33-.FF1	-Z H1J+H08
	5.3	1.37	33205	276	95900	O5R50.276DE180	2LP069.-0HF.0-4AK0	2KJ3511-9KL33-.FF1	-Z H1J+H08
	5.6	0.80	31496	262	63900	O5R40.262DE180	2LP069.-0HD.0-4AK0	2KJ3511-9KL33-.HE1	H1J
	5.6	1.13	31496	262	88000	O5R45.262DE180	2LP069.-0HE.0-3AK0	2KJ3511-9KL33-.FE1	-Z H1J+H08
	5.7	1.46	31150	259	94100	O5R50.259DE180	2LP069.-0HF.0-3AK0	2KJ3512-9KL33-.HD1	H1J
	6.0	2.23	29545	246	114600	O5R55.246DE180	2LP069.-0HG.0-2AK0	2KJ3513-9KL33-.FC1	-Z H1J+H09
	6.0	2.74	29545	246	159400	O5R60.246DE180	2LP069.-0HH.0-2AK0	2KJ3513-9KL33-.FC1	-Z H1J+H09
	6.4	0.92	27639	230	61400	O5R40.230DE180	2LP069.-0HD.0-3AK0	2KJ3511-9KL33-.HD1	H1J
	6.4	1.28	27639	230	84600	O5R45.230DE180	2LP069.-0HE.0-2AK0	2KJ3511-9KL33-.FD1	-Z H1J+H08
	6.5	1.68	27148	226	90300	O5R50.226DE180	2LP069.-0HF.0-2AK0	2KJ3512-9KL33-.HC1	H1J
	7.1	1.84	24778	206	87800	O5R50.206DE180	2LP069.-0HF.0-1AK0	2KJ3512-9KL33-.HB1	H1J
	7.3	1.05	24062	200	58900	O5R40.200DE180	2LP069.-0HD.0-2AK0	2KJ3511-9KL33-.HC1	H1J
	7.3	1.47	24062	200	81200	O5R45.200DE180	2LP069.-0HE.0-1AK0	2KJ3511-9KL33-.FC1	-Z H1J+H08
	7.3	2.72	24224	202	107900	O5R55.202DE180	2LP069.-0HG.0-1AK0	2KJ3513-9KL33-.FB1	-Z H1J+H09
	8.3	1.66	21331	177	78300	O5R45.177DE180	2LP069.-0HE.0-0AK0	2KJ3512-9KL33-.HA1	H1J
	8.3	2.14	21331	177	84000	O5R50.177DE180	2LP069.-0HF.0-0AK0	2KJ3512-9KL33-.HA1	H1J
	8.6	0.99	20569	171	54500	O5R37.171DE180	2LP069.-0HC.0-1AK0	2KJ3511-9KL33-.HB1	H1J
8.6	1.23	20569	171	56200	O5R40.171DE180	2LP069.-0HD.0-1AK0	2KJ3511-9KL33-.HB1	H1J	
10.0	1.15	17607	146	52100	O5R37.146DE180	2LP069.-0HC.0-0AK0	2KJ3511-9KL33-.HA1	H1J	
10.0	1.44	17607	146	53700	O5R40.146DE180	2LP069.-0HD.0-0AK0	2KJ3511-9KL33-.HA1	H1J	
22.0	1.9	0.74	110758	775	216200	O5R60.775DE180	2LP069.-0HH.0-3BK0	2KJ3511-9KN33-.FJ1	-Z H1J+H08
	2.2	0.85	96422	675	215800	O5R60.675DE180	2LP069.-0HH.0-2BK0	2KJ3511-9KN33-.FH1	-Z H1J+H08
	2.5	0.80	82423	577	148000	O5R55.577DE180	2LP069.-0HG.0-1BK0	2KJ3511-9KN33-.FG1	-Z H1J+H08
	2.5	0.99	82423	577	205900	O5R60.577DE180	2LP069.-0HH.0-1BK0	2KJ3511-9KN33-.FG1	-Z H1J+H08
	3.0	0.94	70553	494	141200	O5R55.494DE180	2LP069.-0HG.0-0BK0	2KJ3511-9KN33-.FF1	-Z H1J+H08
	3.0	1.16	70553	494	196500	O5R60.494DE180	2LP069.-0HH.0-0BK0	2KJ3511-9KN33-.FF1	-Z H1J+H08
	3.1	0.99	66921	468	139000	O5R55.468DE180	2LP069.-0HG.0-8AK0	2KJ3511-9KN33-.FE1	-Z H1J+H08
	3.1	1.20	68048	476	194300	O5R60.476DE180	2LP069.-0HH.0-8AK0	2KJ3512-9KN33-.HJ1	H1J
	3.4	0.74	61971	434	109800	O5R50.434DE180	2LP069.-0HF.0-7AK0	2KJ3511-9KN33-.FJ1	-Z H1J+H08
	3.5	1.12	59306	415	134100	O5R55.415DE180	2LP069.-0HG.0-7AK0	2KJ3512-9KN33-.HH1	H1J
	3.5	1.38	59306	415	186500	O5R60.415DE180	2LP069.-0HH.0-7AK0	2KJ3512-9KN33-.HH1	H1J
	3.9	0.85	53950	378	105300	O5R50.378DE180	2LP069.-0HF.0-6AK0	2KJ3511-9KN33-.FH1	-Z H1J+H08
3.9	1.22	54129	379	130400	O5R55.379DE180	2LP069.-0HG.0-6AK0	2KJ3512-9KN33-.HG1	H1J	

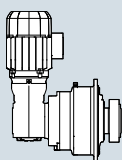
<sup>1)</sup> The specified values refer to continuous stresses. For infrequent, brief stresses please refer to Table 1 on page 4/2.



## Selection and ordering data (continued)

$P_N$ kW	$n_2$ rpm	$f_B$ -	$T_2$ Nm	$i_{total}$ -	$F_{R2,perm}^{1)}$ N	Short product description	FLENDER SIP	SIMOGEAR	Order codes
							planetary gear unit	geared motor	
							Article No.	Article No.	
22.0	3.9	1.51	54129	379	181400	O5R60.379DE180	2LP069.-0HH.0-6AK0	2KJ3512-9KN33-.HG1	H1J
	4.5	1.42	46597	326	124700	O5R55.326DE180	2LP069.-0HG.0-5AK0	2KJ3512-9KN33-.HF1	H1J
	4.5	1.75	46597	326	173500	O5R60.326DE180	2LP069.-0HH.0-5AK0	2KJ3512-9KN33-.HF1	H1J
	4.6	0.99	46118	323	100500	O5R50.323DE180	2LP069.-0HF.0-5AK0	2KJ3511-9KN33-.FG1	-Z H1J+H08
	5.0	1.57	42266	296	121100	O5R55.296DE180	2LP069.-0HG.0-4AK0	2KJ3512-9KN33-.HE1	H1J
	5.0	1.93	42266	296	168500	O5R60.296DE180	2LP069.-0HH.0-4AK0	2KJ3512-9KN33-.HE1	H1J
	5.2	1.64	40348	282	119400	O5R55.282DE180	2LP069.-0HG.0-3AK0	2KJ3513-9KN33-.FD1	-Z H1J+H09
	5.2	2.02	40348	282	166100	O5R60.282DE180	2LP069.-0HH.0-3AK0	2KJ3513-9KN33-.FD1	-Z H1J+H09
	5.3	0.90	39476	276	89400	O5R45.276DE180	2LP069.-0HE.0-4AK0	2KJ3511-9KN33-.FF1	-Z H1J+H08
	5.3	1.16	39476	276	95900	O5R50.276DE180	2LP069.-0HF.0-4AK0	2KJ3511-9KN33-.FF1	-Z H1J+H08
	5.6	0.95	37444	262	88000	O5R45.262DE180	2LP069.-0HE.0-3AK0	2KJ3511-9KN33-.FE1	-Z H1J+H08
	5.7	1.24	37033	259	94100	O5R50.259DE180	2LP069.-0HF.0-3AK0	2KJ3512-9LM33-.HD1	H1J
	6.0	1.89	35125	246	114600	O5R55.246DE180	2LP069.-0HG.0-2AK0	2KJ3513-9KN33-.FC1	-Z H1J+H09
	6.0	2.32	35125	246	159400	O5R60.246DE180	2LP069.-0HH.0-2AK0	2KJ3513-9KN33-.FC1	-Z H1J+H09
	6.4	0.78	32858	230	61400	O5R40.230DE180	2LP069.-0HD.0-3AK0	2KJ3511-9KN33-.HD1	H1J
	6.4	1.09	32858	230	84600	O5R45.230DE180	2LP069.-0HE.0-2AK0	2KJ3511-9KN33-.FD1	-Z H1J+H08
	6.5	1.42	32275	226	90300	O5R50.226DE180	2LP069.-0HF.0-2AK0	2KJ3512-9KN33-.HC1	H1J
	7.1	1.56	29457	206	87800	O5R50.206DE180	2LP069.-0HF.0-1AK0	2KJ3512-9KN33-.HB1	H1J
	7.3	0.89	28606	200	58900	O5R40.200DE180	2LP069.-0HD.0-2AK0	2KJ3511-9KN33-.HC1	H1J
	7.3	1.25	28606	200	81200	O5R45.200DE180	2LP069.-0HE.0-1AK0	2KJ3511-9KN33-.FC1	-Z H1J+H08
	7.3	2.30	28799	202	107900	O5R55.202DE180	2LP069.-0HG.0-1AK0	2KJ3513-9KN33-.FB1	-Z H1J+H09
	7.3	2.83	28799	202	150100	O5R60.202DE180	2LP069.-0HH.0-1AK0	2KJ3513-9KN33-.FB1	-Z H1J+H09
	8.3	1.41	25359	177	78300	O5R45.177DE180	2LP069.-0HE.0-0AK0	2KJ3512-9LM33-.HA1	H1J
	8.3	1.81	25359	177	84000	O5R50.177DE180	2LP069.-0HF.0-0AK0	2KJ3512-9KN33-.HA1	H1J
8.6	0.83	24453	171	54500	O5R37.171DE180	2LP069.-0HC.0-1AK0	2KJ3511-9KN33-.HB1	H1J	
8.6	1.04	24453	171	56200	O5R40.171DE180	2LP069.-0HD.0-1AK0	2KJ3511-9KN33-.HB1	H1J	
8.6	2.71	24433	171	102700	O5R55.171DE180	2LP069.-0HG.0-0AK0	2KJ3513-9KN33-.FA1	-Z H1J+H09	
10.0	0.97	20932	146	52100	O5R37.146DE180	2LP069.-0HC.0-0AK0	2KJ3511-9KN33-.HA1	H1J	
10.0	1.22	20932	146	53700	O5R40.146DE180	2LP069.-0HD.0-0AK0	2KJ3511-9KN33-.HA1	H1J	
30.0	3.1	0.88	92809	476	194300	O5R60.476DE200	2LP069.-0HH.0-8AL0	2KJ3512-9LN33-.HJ1	H1J
	3.5	0.82	80887	415	186500	O5R60.415DE200	2LP069.-0HH.0-7AL0	2KJ3512-9LN33-.HH1	H1J
	3.5	1.01	80887	415	133800	O5R55.415DE200	2LP069.-0HG.0-7AL0	2KJ3512-9LN33-.HH1	H1J
	3.9	0.90	73826	379	130200	O5R55.379DE200	2LP069.-0HG.0-6AL0	2KJ3512-9LN33-.HG1	H1J
	3.9	1.11	73826	379	181400	O5R60.379DE200	2LP069.-0HH.0-6AL0	2KJ3512-9LN33-.HG1	H1J
	4.5	1.04	63553	326	124500	O5R55.326DE200	2LP069.-0HG.0-5AL0	2KJ3512-9LN33-.HF1	H1J
	4.5	1.28	63553	326	173500	O5R60.326DE200	2LP069.-0HH.0-5AL0	2KJ3512-9LN33-.HF1	H1J
	5.0	1.15	57646	296	120900	O5R55.296DE200	2LP069.-0HG.0-4AL0	2KJ3512-9LN33-.HE1	H1J
	5.0	1.42	57646	296	168500	O5R60.296DE200	2LP069.-0HH.0-4AL0	2KJ3512-9LN33-.HE1	H1J
	5.2	1.20	55030	282	119200	O5R55.282DE200	2LP069.-0HG.0-3AL0	2KJ3513-9LN33-.FD1	-Z H1J+H09
	5.2	1.48	55030	282	166100	O5R60.282DE200	2LP069.-0HH.0-3AL0	2KJ3513-9LN33-.FD1	-Z H1J+H09
	5.7	0.91	50508	259	93900	O5R50.259DE200	2LP069.-0HF.0-3AL0	2KJ3512-9LN33-.HD1	H1J
	6.0	1.38	47906	246	114400	O5R55.246DE200	2LP069.-0HG.0-2AL0	2KJ3513-9LN33-.FC1	-Z H1J+H09
	6.0	1.70	47906	246	159400	O5R60.246DE200	2LP069.-0HH.0-2AL0	2KJ3513-9LN33-.FC1	-Z H1J+H09
	6.5	1.04	44020	226	90100	O5R50.226DE200	2LP069.-0HF.0-2AL0	2KJ3512-9LN33-.HC1	H1J
	7.1	1.14	40177	206	87700	O5R50.206DE200	2LP069.-0HF.0-1AL0	2KJ3512-9LN33-.HB1	H1J
	7.3	1.69	39278	202	107800	O5R55.202DE200	2LP069.-0HG.0-1AL0	2KJ3513-9LN33-.FB1	-Z H1J+H09
	7.3	2.08	39278	202	150100	O5R60.202DE200	2LP069.-0HH.0-1AL0	2KJ3513-9LN33-.FB1	-Z H1J+H09
8.3	1.03	34587	177	78200	O5R45.177DE200	2LP069.-0HE.0-0AL0	2KJ3512-9LN33-.HA1	H1J	

<sup>1)</sup> The specified values refer to continuous stresses. For infrequent, brief stresses please refer to Table 1 on page 4/2.



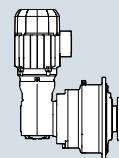
## Planetary geared motors, right-angled

### 4-pole geared motors

#### Selection and ordering data (continued)

$P_N$	$n_2$	$f_B$	$T_2$	$i_{total}$	$F_{R2,perm}^{1)}$	Short product description	FLENDER SIP planetary gear unit	SIMOGEAR geared motor	Order codes
kW	rpm	-	Nm	-	N		Article No.	Article No.	
30.0	8.3	1.33	34587	177	83800	O5R50.177DE200	2LP069.-0HF.0-0AL0	2KJ3512-9LN33-.HA1	H1J
	8.6	1.99	33324	171	102600	O5R55.171DE200	2LP069.-0HG.0-0AL0	2KJ3513-9LN33-.FA1	-Z H1J+H09
	8.6	2.45	33324	171	142900	O5R60.171DE200	2LP069.-0HH.0-0AL0	2KJ3513-9LN33-.FA1	-Z H1J+H09
37.0	5.2	0.98	67510	282	119200	O5R55.282DE225	2LP069.-0HG.0-3AN0	2KJ3513-9MF33-.FD1	-Z H1J+H09
	5.2	1.20	67510	282	165900	O5R60.282DE225	2LP069.-0HH.0-3AN0	2KJ3513-9MF33-.FD1	-Z H1J+H09
	6.0	1.13	58771	246	114400	O5R55.246DE225	2LP069.-0HG.0-2AN0	2KJ3513-9MF33-.FC1	-Z H1J+H09
	6.0	1.38	58771	246	159100	O5R60.246DE225	2LP069.-0HH.0-2AN0	2KJ3513-9MF33-.FC1	-Z H1J+H09
	7.3	1.38	48186	202	107800	O5R55.202DE225	2LP069.-0HG.0-1AN0	2KJ3513-9MF33-.FB1	-Z H1J+H09
	7.3	1.69	48186	202	149900	O5R60.202DE225	2LP069.-0HH.0-1AN0	2KJ3513-9MF33-.FB1	-Z H1J+H09
	8.6	1.62	40881	171	102600	O5R55.171DE225	2LP069.-0HG.0-0AN0	2KJ3513-9MF33-.FA1	-Z H1J+H09
45.0	8.6	1.99	40881	171	142700	O5R60.171DE225	2LP069.-0HH.0-0AN0	2KJ3513-9MF33-.FA1	-Z H1J+H09
	5.2	0.81	82164	282	119200	O5R55.282DE225	2LP069.-0HG.0-3AM0	2KJ3513-9MT33-.FD1	-Z H1J+H09
	5.2	0.99	82164	282	165900	O5R60.282DE225	2LP069.-0HH.0-3AM0	2KJ3513-9MT33-.FD1	-Z H1J+H09
	6.0	0.93	71528	246	114400	O5R55.246DE225	2LP069.-0HG.0-2AM0	2KJ3513-9MT33-.FC1	-Z H1J+H09
	6.0	1.14	71528	246	159100	O5R60.246DE225	2LP069.-0HH.0-2AM0	2KJ3513-9MT33-.FC1	-Z H1J+H09
	7.3	1.13	58645	202	107800	O5R55.202DE225	2LP069.-0HG.0-1AM0	2KJ3513-9MT33-.FB1	-Z H1J+H09
	7.3	1.39	58645	202	149900	O5R60.202DE225	2LP069.-0HH.0-1AM0	2KJ3513-9MT33-.FB1	-Z H1J+H09
	8.6	1.33	49755	171	102600	O5R55.171DE225	2LP069.-0HG.0-0AM0	2KJ3513-9MT33-.FA1	-Z H1J+H09
	8.6	1.64	49755	171	142700	O5R60.171DE225	2LP069.-0HH.0-0AM0	2KJ3513-9MT33-.FA1	-Z H1J+H09
	55.0	5.2	0.81	99952	282	165700	O5R60.282DE250	2LP069.-0HH.0-3AN0	2KJ3513-9NM33-.FD1
6.0		0.76	87013	246	114300	O5R55.246DE250	2LP069.-0HG.0-2AN0	2KJ3513-9NM33-.FC1	-Z H1J+H09
6.0		0.94	87013	246	159000	O5R60.246DE250	2LP069.-0HH.0-2AN0	2KJ3513-9NM33-.FC1	-Z H1J+H09
7.4		0.93	71342	202	107700	O5R55.202DE250	2LP069.-0HG.0-1AN0	2KJ3513-9NM33-.FB1	-Z H1J+H09
7.4		1.14	71342	202	149800	O5R60.202DE250	2LP069.-0HH.0-1AN0	2KJ3513-9NM33-.FB1	-Z H1J+H09
8.7		1.09	60527	171	102500	O5R55.171DE250	2LP069.-0HG.0-0AN0	2KJ3513-9NM33-.FA1	-Z H1J+H09
8.7		1.34	60527	171	142600	O5R60.171DE250	2LP069.-0HH.0-0AN0	2KJ3513-9NM33-.FA1	-Z H1J+H09

<sup>1)</sup> The specified values refer to continuous stresses. For infrequent, brief stresses please refer to Table 1 on page 4/2.

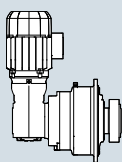


## Selection and ordering data

$P_N$ kW	$n_2$ rpm	$f_B$ -	$T_2$ Nm	$i_{total}$ -	$F_{R2,perm}^{1)}$ N	Short product description	FLENDER SIP	SIMOGEAR	Order codes
							planetary gear unit	geared motor	
							Article No.	Article No.	
0.18	0.31	1.86	5473	8971	45500	O5R30.8971DE63	2LP069.-0HA.0-7DB0	2KJ3505-9BC11-.FJ2	-Z H1J+H05+P00
	0.31	2.80	5473	8971	69400	O5R35.8971DE63	2LP069.-0HB.0-7DB0	2KJ3505-9BC11-.FJ2	-Z H1J+H05+P00
	0.35	2.10	4866	7977	45500	O5R30.7977DE63	2LP069.-0HA.0-6DB0	2KJ3505-9BC11-.FH2	-Z H1J+H05+P00
	0.40	2.39	4273	7004	45500	O5R30.7004DE63	2LP069.-0HA.0-5DB0	2KJ3505-9BC11-.FG2	-Z H1J+H05+P00
	0.44	2.63	3884	6367	45500	O5R30.6367DE63	2LP069.-0HA.0-4DB0	2KJ3505-9BC11-.FF2	-Z H1J+H05+P00
0.25	0.32	1.35	7536	8971	45500	O5R30.8971DE63	2LP069.-0HA.0-7DB0	2KJ3505-9BD11-.FJ2	-Z H1J+H05+P00
	0.32	2.03	7536	8971	69400	O5R35.8971DE63	2LP069.-0HB.0-7DB0	2KJ3505-9BD11-.FJ2	-Z H1J+H05+P00
	0.32	2.76	7398	8807	76000	O5R37.8807DE63	2LP069.-0HC.0-7DB0	2KJ3505-9BD11-.FH2	-Z H1J+H05+P00
	0.35	1.52	6701	7977	45500	O5R30.7977DE63	2LP069.-0HA.0-6DB0	2KJ3505-9BD11-.FH2	-Z H1J+H05+P00
	0.35	2.28	6701	7977	69400	O5R35.7977DE63	2LP069.-0HB.0-6DB0	2KJ3505-9BD11-.FH2	-Z H1J+H05+P00
	0.40	1.73	5883	7004	45500	O5R30.7004DE63	2LP069.-0HA.0-5DB0	2KJ3505-9BD11-.FG2	-Z H1J+H05+P00
	0.40	2.60	5883	7004	69400	O5R35.7004DE63	2LP069.-0HB.0-5DB0	2KJ3505-9BD11-.FG2	-Z H1J+H05+P00
	0.44	1.91	5349	6367	45500	O5R30.6367DE63	2LP069.-0HA.0-4DB0	2KJ3505-9BD11-.FF2	-Z H1J+H05+P00
	0.44	2.86	5349	6367	69400	O5R35.6367DE63	2LP069.-0HB.0-4DB0	2KJ3505-9BD11-.FF2	-Z H1J+H05+P00
	0.52	2.23	4576	5448	45500	O5R30.5448DE63	2LP069.-0HA.0-3DB0	2KJ3505-9BD11-.FE2	-Z H1J+H05+P00
	0.57	2.45	4160	4952	45500	O5R30.4952DE63	2LP069.-0HA.0-2DB0	2KJ3505-9BD11-.FD2	-Z H1J+H05+P00
	0.65	2.77	3677	4378	45500	O5R30.4378DE63	2LP069.-0HA.0-1DB0	2KJ3505-9BD11-.FC2	-Z H1J+H05+P00
0.37	0.31	0.88	11573	8971	45500	O5R30.8971DE71	2LP069.-0HA.0-7DC0	2KJ3505-9CD11-.FJ2	-Z H1J+H05+P00
	0.31	1.32	11573	8971	69400	O5R35.8971DE71	2LP069.-0HB.0-7DC0	2KJ3505-9CD11-.FJ2	-Z H1J+H05+P00
	0.31	1.80	11361	8807	76000	O5R37.8807DE71	2LP069.-0HC.0-7DC0	2KJ3507-9CD11-.FH2	-Z H1J+H06+P00
	0.31	2.25	11361	8807	80800	O5R40.8807DE71	2LP069.-0HD.0-0EC0	2KJ3508-9CD11-.FH2	-Z H1J+H06+P00
	0.34	0.99	10290	7977	45500	O5R30.7977DE71	2LP069.-0HA.0-6DC0	2KJ3505-9CD11-.FH2	-Z H1J+H05+P00
	0.34	1.49	10290	7977	69400	O5R35.7977DE71	2LP069.-0HB.0-6DC0	2KJ3505-9CD11-.FH2	-Z H1J+H05+P00
	0.34	1.98	10328	8006	76000	O5R37.8006DE71	2LP069.-0HC.0-6DC0	2KJ3507-9CD11-.FG2	-Z H1J+H06+P00
	0.34	2.47	10328	8006	80800	O5R40.8006DE71	2LP069.-0HD.0-8DC0	2KJ3508-9CD11-.FG2	-Z H1J+H06+P00
	0.39	1.13	9035	7004	45500	O5R30.7004DE71	2LP069.-0HA.0-5DC0	2KJ3505-9CD11-.FG2	-Z H1J+H05+P00
	0.39	1.69	9035	7004	69400	O5R35.7004DE71	2LP069.-0HB.0-5DC0	2KJ3505-9CD11-.FG2	-Z H1J+H05+P00
	0.40	2.32	8784	6810	76000	O5R37.6810DE71	2LP069.-0HC.0-5DC0	2KJ3507-9CD11-.FF2	-Z H1J+H06+P00
	0.40	2.90	8784	6810	80800	O5R40.6810DE71	2LP069.-0HD.0-7DC0	2KJ3508-9CD11-.FF2	-Z H1J+H06+P00
	0.43	1.24	8214	6367	45500	O5R30.6367DE71	2LP069.-0HA.0-4DC0	2KJ3505-9CD11-.FF2	-Z H1J+H05+P00
	0.43	1.86	8214	6367	69400	O5R35.6367DE71	2LP069.-0HB.0-4DC0	2KJ3505-9CD11-.FF2	-Z H1J+H05+P00
	0.44	2.56	7986	6191	76000	O5R37.6191DE71	2LP069.-0HC.0-4DC0	2KJ3507-9CD11-.FE2	-Z H1J+H06+P00
	0.50	1.45	7028	5448	45500	O5R30.5448DE71	2LP069.-0HA.0-3DC0	2KJ3505-9CD11-.FE2	-Z H1J+H05+P00
	0.50	2.18	7028	5448	69400	O5R35.5448DE71	2LP069.-0HB.0-3DC0	2KJ3505-9CD11-.FE2	-Z H1J+H05+P00
	0.50	2.86	7125	5523	76000	O5R37.5523DE71	2LP069.-0HC.0-3DC0	2KJ3507-9CD11-.FD2	-Z H1J+H06+P00
0.55	1.60	6389	4952	45500	O5R30.4952DE71	2LP069.-0HA.0-2DC0	2KJ3505-9CD11-.FD2	-Z H1J+H05+P00	
0.55	2.40	6389	4952	69400	O5R35.4952DE71	2LP069.-0HB.0-2DC0	2KJ3505-9CD11-.FD2	-Z H1J+H05+P00	
0.63	1.81	5647	4378	45500	O5R30.4378DE71	2LP069.-0HA.0-1DC0	2KJ3505-9CD11-.FC2	-Z H1J+H05+P00	
0.63	2.71	5647	4378	69400	O5R35.4378DE71	2LP069.-0HB.0-1DC0	2KJ3505-9CD11-.FC2	-Z H1J+H05+P00	
0.69	1.99	5134	3980	45500	O5R30.3980DE71	2LP069.-0HA.0-0DC0	2KJ3505-9CD11-.FB2	-Z H1J+H05+P00	
0.69	2.98	5134	3980	69400	O5R35.3980DE71	2LP069.-0HB.0-0DC0	2KJ3505-9CD11-.FB2	-Z H1J+H05+P00	
0.79	2.27	4497	3486	45500	O5R30.3486DE71	2LP069.-0HA.0-8CC0	2KJ3505-9CD11-.FA2	-Z H1J+H05+P00	
0.85	2.46	4151	3218	45500	O5R30.3218DE71	2LP069.-0HA.0-7CC0	2KJ3505-9CD11-.FX1	-Z H1J+H05+P00	
0.96	2.78	3675	2849	45500	O5R30.2849DE71	2LP069.-0HA.0-6CC0	2KJ3505-9CD11-.FW1	-Z H1J+H05+P00	
0.55	0.26	1.74	20572	10942	107700	O5R45.10942DE71	2LP069.-0HE.0-8DC0	2KJ3508-9CE11-.HJ2	-Z H1J+P00
	0.27	2.35	19523	10384	121300	O5R50.10384DE71	2LP069.-0HF.0-8DC0	2KJ3510-9CE11-.FK2	-Z H1J+H07+P00
	0.28	1.91	18702	9948	107700	O5R45.9948DE71	2LP069.-0HE.0-7DC0	2KJ3508-9CE11-.HH2	-Z H1J+P00
	0.30	2.59	17748	9440	121300	O5R50.9440DE71	2LP069.-0HF.0-7DC0	2KJ3510-9CE11-.FJ2	-Z H1J+H07+P00

<sup>1)</sup> The specified values refer to continuous stresses. For infrequent, brief stresses please refer to Table 1 on page 4/2.





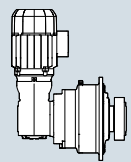
## Planetary geared motors, right-angled

### 2-pole geared motors

#### Selection and ordering data (continued)

$P_N$ kW	$n_2$ rpm	$f_B$ -	$T_2$ Nm	$i_{total}$ -	$F_{R2,perm}^{1)}$ N	Short product description	FLENDER SIP planetary gear unit	SIMOGEAR geared motor	Order codes
							Article No.	Article No.	
0.55	0.31	0.91	16866	8971	69400	O5R35.8971DE71	2LP069.-0HB.0-7DC0	2KJ3505-9CE11-.FJ2	-Z H1J+H05+P00
	0.32	1.23	16557	8807	76000	O5R37.8807DE71	2LP069.-0HC.0-7DC0	2KJ3507-9CE11-.FH2	-Z H1J+H06+P00
	0.32	1.54	16557	8807	80800	O5R40.8807DE71	2LP069.-0HD.0-0EC0	2KJ3507-9CE11-.FH2	-Z H1J+H06+P00
	0.33	2.25	15906	8461	107700	O5R45.8461DE71	2LP069.-0HE.0-6DC0	2KJ3508-9CE11-.HG2	-Z H1J+P00
	0.33	2.88	15919	8468	121300	O5R50.8468DE71	2LP069.-0HF.0-6DC0	2KJ3510-9CE11-.FH2	-Z H1J+H07+P00
	0.35	1.02	14997	7977	69400	O5R35.7977DE71	2LP069.-0HB.0-6DC0	2KJ3505-9CE11-.FH2	-Z H1J+H05+P00
	0.35	1.36	15052	8006	76000	O5R37.8006DE71	2LP069.-0HC.0-6DC0	2KJ3507-9CE11-.FG2	-Z H1J+H06+P00
	0.35	1.69	15052	8006	80800	O5R40.8006DE71	2LP069.-0HD.0-8DC0	2KJ3507-9CE11-.FG2	-Z H1J+H06+P00
	0.36	2.47	14460	7692	107700	O5R45.7692DE71	2LP069.-0HE.0-5DC0	2KJ3508-9CE11-.HF2	-Z H1J+P00
	0.40	0.77	13168	7004	45500	O5R30.7004DE71	2LP069.-0HA.0-5DC0	2KJ3505-9CE11-.FG2	-Z H1J+H05+P00
	0.40	1.16	13168	7004	69400	O5R35.7004DE71	2LP069.-0HB.0-5DC0	2KJ3505-9CE11-.FG2	-Z H1J+H05+P00
	0.41	1.59	12802	6810	76000	O5R37.6810DE71	2LP069.-0HC.0-5DC0	2KJ3507-9CE11-.FF2	-Z H1J+H06+P00
	0.41	1.99	12802	6810	80800	O5R40.6810DE71	2LP069.-0HD.0-7DC0	2KJ3507-9CE11-.FF2	-Z H1J+H06+P00
	0.41	2.77	12902	6863	107700	O5R45.6863DE71	2LP069.-0HE.0-4DC0	2KJ3508-9CE11-.HE2	-Z H1J+P00
	0.44	0.85	11971	6367	45500	O5R30.6367DE71	2LP069.-0HA.0-4DC0	2KJ3505-9CE11-.FF2	-Z H1J+H05+P00
	0.44	1.28	11971	6367	69400	O5R35.6367DE71	2LP069.-0HB.0-4DC0	2KJ3505-9CE11-.FF2	-Z H1J+H05+P00
	0.45	1.75	11638	6191	76000	O5R37.6191DE71	2LP069.-0HC.0-4DC0	2KJ3507-9CE11-.FE2	-Z H1J+H06+P00
	0.45	2.19	11638	6191	80800	O5R40.6191DE71	2LP069.-0HD.0-6DC0	2KJ3507-9CE11-.FE2	-Z H1J+H06+P00
	0.51	1.00	10242	5448	45500	O5R30.5448DE71	2LP069.-0HA.0-3DC0	2KJ3505-9CE11-.FE2	-Z H1J+H05+P00
	0.51	1.49	10242	5448	69400	O5R35.5448DE71	2LP069.-0HB.0-3DC0	2KJ3505-9CE11-.FE2	-Z H1J+H05+P00
	0.51	1.97	10384	5523	76000	O5R37.5523DE71	2LP069.-0HC.0-3DC0	2KJ3507-9CE11-.FD2	-Z H1J+H06+P00
	0.51	2.46	10384	5523	80800	O5R40.5523DE71	2LP069.-0HD.0-5DC0	2KJ3507-9CE11-.FD2	-Z H1J+H06+P00
	0.57	1.10	9311	4952	45500	O5R30.4952DE71	2LP069.-0HA.0-2DC0	2KJ3505-9CE11-.FD2	-Z H1J+H05+P00
	0.57	1.64	9311	4952	69400	O5R35.4952DE71	2LP069.-0HB.0-2DC0	2KJ3505-9CE11-.FD2	-Z H1J+H05+P00
	0.57	2.19	9311	4952	76000	O5R37.4952DE71	2LP069.-0HC.0-2DC0	2KJ3507-9CE11-.FC2	-Z H1J+H06+P00
	0.57	2.74	9311	4952	80800	O5R40.4952DE71	2LP069.-0HD.0-4DC0	2KJ3507-9CE11-.FC2	-Z H1J+H06+P00
	0.63	2.43	8392	4464	76000	O5R37.4464DE71	2LP069.-0HC.0-1DC0	2KJ3507-9CE11-.FB2	-Z H1J+H06+P00
	0.64	1.24	8230	4378	45500	O5R30.4378DE71	2LP069.-0HA.0-1DC0	2KJ3505-9CE11-.FC2	-Z H1J+H05+P00
	0.64	1.86	8230	4378	69400	O5R35.4378DE71	2LP069.-0HB.0-1DC0	2KJ3505-9CE11-.FC2	-Z H1J+H05+P00
	0.68	2.63	7747	4121	76000	O5R37.4121DE71	2LP069.-0HC.0-0DC0	2KJ3507-9CE11-.FA2	-Z H1J+H06+P00
	0.70	1.36	7482	3980	45500	O5R30.3980DE71	2LP069.-0HA.0-0DC0	2KJ3505-9CE11-.FB2	-Z H1J+H05+P00
	0.70	2.05	7482	3980	69400	O5R35.3980DE71	2LP069.-0HB.0-0DC0	2KJ3505-9CE11-.FB2	-Z H1J+H05+P00
0.74	2.89	7072	3761	76000	O5R37.3761DE71	2LP069.-0HC.0-8CC0	2KJ3507-9CE11-.FX1	-Z H1J+H06+P00	
0.80	1.56	6553	3486	45500	O5R30.3486DE71	2LP069.-0HA.0-8CC0	2KJ3505-9CE11-.FA2	-Z H1J+H05+P00	
0.80	2.34	6553	3486	69400	O5R35.3486DE71	2LP069.-0HB.0-8CC0	2KJ3505-9CE11-.FA2	-Z H1J+H05+P00	
0.87	1.69	6049	3218	45500	O5R30.3218DE71	2LP069.-0HA.0-7CC0	2KJ3505-9CE11-.FX1	-Z H1J+H05+P00	
0.87	2.53	6049	3218	69400	O5R35.3218DE71	2LP069.-0HB.0-7CC0	2KJ3505-9CE11-.FX1	-Z H1J+H05+P00	
0.98	1.91	5356	2849	45500	O5R30.2849DE71	2LP069.-0HA.0-6CC0	2KJ3505-9CE11-.FW1	-Z H1J+H05+P00	
0.98	2.86	5356	2849	69400	O5R35.2849DE71	2LP069.-0HB.0-6CC0	2KJ3505-9CE11-.FW1	-Z H1J+H05+P00	
1.2	2.29	4458	2371	45500	O5R30.2371DE71	2LP069.-0HA.0-5CC0	2KJ3505-9CE11-.FV1	-Z H1J+H05+P00	
1.3	2.43	4196	2232	45500	O5R30.2232DE71	2LP069.-0HA.0-4CC0	2KJ3505-9CE11-.FU1	-Z H1J+H05+P00	
1.4	2.71	3759	2000	45500	O5R30.2000DE71	2LP069.-0HA.0-3CC0	2KJ3505-9CE11-.FT1	-Z H1J+H05+P00	
0.75	0.26	1.28	27903	10942	107700	O5R45.10942DE80	2LP069.-0HE.0-8DD0	2KJ3508-9DB22-.HJ2	-Z H1J+P00
	0.27	1.73	26480	10384	121300	O5R50.10384DE80	2LP069.-0HF.0-8DD0	2KJ3510-9DB22-.FK2	-Z H1J+H07+P00
	0.28	1.41	25367	9948	107700	O5R45.9948DE80	2LP069.-0HE.0-7DD0	2KJ3508-9DB22-.HH2	-Z H1J+P00
	0.29	2.68	24750	9706	155400	O5R55.9706DE80	2LP069.-0HG.0-6DD0	2KJ3511-9DB22-.FH2	-Z H1J+H08+P00
	0.30	1.91	24073	9440	121300	O5R50.9440DE80	2LP069.-0HF.0-7DD0	2KJ3510-9DB22-.FJ2	-Z H1J+H07+P00
	0.32	0.91	22458	8807	76000	O5R37.8807DE80	2LP069.-0HC.0-7DD0	2KJ3507-9DB22-.FH2	-Z H1J+H06+P00

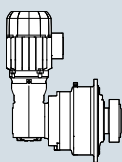
<sup>1)</sup> The specified values refer to continuous stresses. For infrequent, brief stresses please refer to Table 1 on page 4/2.



## Selection and ordering data (continued)

$P_N$ kW	$n_2$ rpm	$f_B$ -	$T_2$ Nm	$i_{total}$ -	$F_{R2,perm}^{1)}$ N	Short product description	FLENDER SIP	SIMOGEAR	Order codes
							planetary gear unit	geared motor	
							Article No.	Article No.	
0.75	0.32	1.14	22458	8807	80800	O5R40.8807DE80	2LP069.-0HD.0-0ED0	2KJ3507-9DB22-.FH2	-Z H1J+H06+P00
	0.32	2.97	22345	8763	155400	O5R55.8763DE80	2LP069.-0HG.0-5DD0	2KJ3511-9DB22-.FG2	-Z H1J+H08+P00
	0.33	1.66	21575	8461	107700	O5R45.8461DE80	2LP069.-0HE.0-6DD0	2KJ3508-9DB22-.HG2	-Z H1J+P00
	0.33	2.13	21592	8468	121300	O5R50.8468DE80	2LP069.-0HF.0-6DD0	2KJ3510-9DB22-.FH2	-Z H1J+H07+P00
	0.35	0.75	20341	7977	69400	O5R35.7977DE80	2LP069.-0HB.0-6DD0	2KJ3505-9DB22-.FH2	-Z H1J+H05+P00
	0.35	1.00	20416	8006	76000	O5R37.8006DE80	2LP069.-0HC.0-6DD0	2KJ3507-9DB22-.FG2	-Z H1J+H06+P00
	0.35	1.25	20416	8006	80800	O5R40.8006DE80	2LP069.-0HD.0-8DD0	2KJ3507-9DB22-.FG2	-Z H1J+H06+P00
	0.36	1.82	19613	7692	107700	O5R45.7692DE80	2LP069.-0HE.0-5DD0	2KJ3508-9DB22-.HF2	-Z H1J+P00
	0.37	2.37	19414	7613	121300	O5R50.7613DE80	2LP069.-0HF.0-5DD0	2KJ3510-9DB22-.FG2	-Z H1J+H07+P00
	0.40	0.86	17861	7004	69400	O5R35.7004DE80	2LP069.-0HB.0-5DD0	2KJ3505-9DB22-.FG2	-Z H1J+H05+P00
	0.41	1.18	17364	6810	76000	O5R37.6810DE80	2LP069.-0HC.0-5DD0	2KJ3507-9DB22-.FF2	-Z H1J+H06+P00
	0.41	1.47	17364	6810	80800	O5R40.6810DE80	2LP069.-0HD.0-7DD0	2KJ3507-9DB22-.FF2	-Z H1J+H06+P00
	0.41	2.04	17499	6863	107700	O5R45.6863DE80	2LP069.-0HE.0-4DD0	2KJ3508-9DB22-.HE2	-Z H1J+P00
	0.41	2.62	17559	6886	121300	O5R50.6886DE80	2LP069.-0HF.0-4DD0	2KJ3510-9DB22-.FF2	-Z H1J+H07+P00
	0.44	0.94	16237	6367	69400	O5R35.6367DE80	2LP069.-0HB.0-4DD0	2KJ3505-9DB22-.FF2	-Z H1J+H05+P00
	0.44	2.83	16208	6356	121300	O5R50.6356DE80	2LP069.-0HF.0-3DD0	2KJ3510-9DB22-.FE2	-Z H1J+H07+P00
	0.45	1.29	15786	6191	76000	O5R37.6191DE80	2LP069.-0HC.0-4DD0	2KJ3507-9DB22-.FE2	-Z H1J+H06+P00
	0.45	1.62	15786	6191	80800	O5R40.6191DE80	2LP069.-0HD.0-6DD0	2KJ3507-9DB22-.FE2	-Z H1J+H06+P00
	0.46	2.28	15691	6153	107700	O5R45.6153DE80	2LP069.-0HE.0-3DD0	2KJ3508-9DB22-.HD2	-Z H1J+P00
	0.51	0.73	13892	5448	45500	O5R30.5448DE80	2LP069.-0HA.0-3DD0	2KJ3505-9DB22-.FE2	-Z H1J+H05+P00
	0.51	1.10	13892	5448	69400	O5R35.5448DE80	2LP069.-0HB.0-3DD0	2KJ3505-9DB22-.FE2	-Z H1J+H05+P00
	0.51	1.45	14085	5523	76000	O5R37.5523DE80	2LP069.-0HC.0-3DD0	2KJ3507-9DB22-.FD2	-Z H1J+H06+P00
	0.51	1.81	14085	5523	80800	O5R40.5523DE80	2LP069.-0HD.0-5DD0	2KJ3507-9DB22-.FD2	-Z H1J+H06+P00
	0.51	2.53	14143	5546	107700	O5R45.5546DE80	2LP069.-0HE.0-2DD0	2KJ3508-9DB22-.HC2	-Z H1J+P00
	0.55	2.74	13055	5120	107700	O5R45.5120DE80	2LP069.-0HE.0-1DD0	2KJ3508-9DB22-.HB2	-Z H1J+P00
	0.57	0.81	12629	4952	45500	O5R30.4952DE80	2LP069.-0HA.0-2DD0	2KJ3505-9DB22-.FD2	-Z H1J+H05+P00
	0.57	1.21	12629	4952	69400	O5R35.4952DE80	2LP069.-0HB.0-2DD0	2KJ3505-9DB22-.FD2	-Z H1J+H05+P00
	0.57	1.62	12629	4952	76000	O5R37.4952DE80	2LP069.-0HC.0-2DD0	2KJ3507-9DB22-.FC2	-Z H1J+H06+P00
	0.57	2.02	12629	4952	80800	O5R40.4952DE80	2LP069.-0HD.0-4DD0	2KJ3507-9DB22-.FC2	-Z H1J+H06+P00
	0.60	3.00	11917	4674	107700	O5R45.4674DE80	2LP069.-0HE.0-0DD0	2KJ3508-9DB22-.HA2	-Z H1J+P00
0.63	1.79	11383	4464	76000	O5R37.4464DE80	2LP069.-0HC.0-1DD0	2KJ3507-9DB22-.FB2	-Z H1J+H06+P00	
0.63	2.24	11383	4464	80800	O5R40.4464DE80	2LP069.-0HD.0-3DD0	2KJ3507-9DB22-.FB2	-Z H1J+H06+P00	
0.64	0.91	11163	4378	45500	O5R30.4378DE80	2LP069.-0HA.0-1DD0	2KJ3505-9DB22-.FC2	-Z H1J+H05+P00	
0.64	1.37	11163	4378	69400	O5R35.4378DE80	2LP069.-0HB.0-1DD0	2KJ3505-9DB22-.FC2	-Z H1J+H05+P00	
0.68	1.94	10508	4121	76000	O5R37.4121DE80	2LP069.-0HC.0-0DD0	2KJ3507-9DB22-.FA2	-Z H1J+H06+P00	
0.68	2.43	10508	4121	80800	O5R40.4121DE80	2LP069.-0HD.0-2DD0	2KJ3507-9DB22-.FA2	-Z H1J+H06+P00	
0.70	1.01	10148	3980	45500	O5R30.3980DE80	2LP069.-0HA.0-0DD0	2KJ3505-9DB22-.FB2	-Z H1J+H05+P00	
0.70	1.51	10148	3980	69400	O5R35.3980DE80	2LP069.-0HB.0-0DD0	2KJ3505-9DB22-.FB2	-Z H1J+H05+P00	
0.75	2.13	9592	3761	76000	O5R37.3761DE80	2LP069.-0HC.0-8CD0	2KJ3507-9DB22-.FX1	-Z H1J+H06+P00	
0.75	2.66	9592	3761	80800	O5R40.3761DE80	2LP069.-0HD.0-1DD0	2KJ3507-9DB22-.FX1	-Z H1J+H06+P00	
0.80	1.15	8889	3486	45500	O5R30.3486DE80	2LP069.-0HA.0-8CD0	2KJ3505-9DB22-.FA2	-Z H1J+H05+P00	
0.80	1.72	8889	3486	69400	O5R35.3486DE80	2LP069.-0HB.0-8CD0	2KJ3505-9DB22-.FA2	-Z H1J+H05+P00	
0.87	1.24	8205	3218	45500	O5R30.3218DE80	2LP069.-0HA.0-7CD0	2KJ3505-9DB22-.FX1	-Z H1J+H05+P00	
0.87	1.87	8205	3218	69400	O5R35.3218DE80	2LP069.-0HB.0-7CD0	2KJ3505-9DB22-.FX1	-Z H1J+H05+P00	
0.90	2.56	7959	3121	76000	O5R37.3121DE80	2LP069.-0HC.0-7CD0	2KJ3507-9DB22-.FW1	-Z H1J+H06+P00	
0.95	2.72	7491	2937	76000	O5R37.2937DE80	2LP069.-0HC.0-6CD0	2KJ3507-9DB22-.FV1	-Z H1J+H06+P00	
0.98	1.40	7265	2849	45500	O5R30.2849DE80	2LP069.-0HA.0-6CD0	2KJ3505-9DB22-.FW1	-Z H1J+H05+P00	
0.98	2.11	7265	2849	69400	O5R35.2849DE80	2LP069.-0HB.0-6CD0	2KJ3505-9DB22-.FW1	-Z H1J+H05+P00	

<sup>1)</sup> The specified values refer to continuous stresses. For infrequent, brief stresses please refer to Table 1 on page 4/2.



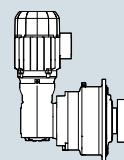
## Planetary geared motors, right-angled

### 2-pole geared motors

#### Selection and ordering data (continued)

$P_N$ kW	$n_2$ rpm	$f_B$ -	$T_2$ Nm	$i_{total}$ -	$F_{R2,perm}^{1)}$ N	Short product description	FLENDER SIP planetary gear unit	SIMOGEAR geared motor	Order codes
							Article No.	Article No.	
0.75	1.0	2.88	7074	2774	76000	O5R37.2774DE80	2LP069.-0HC.0-5CD0	2KJ3507-9DB22-.FU1	-Z H1J+H06+P00
	1.2	1.69	6047	2371	45500	O5R30.2371DE80	2LP069.-0HA.0-5CD0	2KJ3505-9DB22-.FV1	-Z H1J+H05+P00
	1.2	2.53	6047	2371	69400	O5R35.2371DE80	2LP069.-0HB.0-5CD0	2KJ3505-9DB22-.FV1	-Z H1J+H05+P00
	1.3	1.79	5691	2232	45500	O5R30.2232DE80	2LP069.-0HA.0-4CD0	2KJ3505-9DB22-.FU1	-Z H1J+H05+P00
	1.3	2.69	5691	2232	69400	O5R35.2232DE80	2LP069.-0HB.0-4CD0	2KJ3505-9DB22-.FU1	-Z H1J+H05+P00
	1.4	2.00	5099	2000	45500	O5R30.2000DE80	2LP069.-0HA.0-3CD0	2KJ3505-9DB22-.FT1	-Z H1J+H05+P00
	1.4	3.00	5099	2000	69400	O5R35.2000DE80	2LP069.-0HB.0-3CD0	2KJ3505-9DB22-.FT1	-Z H1J+H05+P00
	1.7	2.35	4341	1702	45500	O5R30.1702DE80	2LP069.-0HA.0-2CD0	2KJ3505-9DB22-.FS1	-Z H1J+H05+P00
	1.9	2.74	3721	1459	45500	O5R30.1459DE80	2LP069.-0HA.0-1CD0	2KJ3505-9DB22-.FR1	-Z H1J+H05+P00
	1.1	0.26	0.88	40597	10942	107700	O5R45.10942DE80	2LP069.-0HE.0-8DD0	2KJ3508-9DM22-.HJ2
0.27		1.19	38526	10384	121300	O5R50.10384DE80	2LP069.-0HF.0-8DD0	2KJ3510-9DM22-.FK2	-Z H1J+H07+P00
0.28		0.97	36906	9948	107700	O5R45.9948DE80	2LP069.-0HE.0-7DD0	2KJ3508-9DM22-.HH2	-Z H1J+P00
0.29		1.84	36009	9706	155400	O5R55.9706DE80	2LP069.-0HG.0-6DD0	2KJ3511-9DM22-.FH2	-Z H1J+H08+P00
0.29		2.27	36009	9706	216200	O5R60.9706DE80	2LP069.-0HH.0-6DD0	2KJ3511-9DM22-.FH2	-Z H1J+H08+P00
0.30		1.31	35024	9440	121300	O5R50.9440DE80	2LP069.-0HF.0-7DD0	2KJ3510-9DM22-.FJ2	-Z H1J+H07+P00
0.32		0.78	32674	8807	80800	O5R40.8807DE80	2LP069.-0HD.0-0ED0	2KJ3507-9DM22-.FH2	-Z H1J+H06+P00
0.32		2.04	32510	8763	155400	O5R55.8763DE80	2LP069.-0HG.0-5DD0	2KJ3511-9DM22-.FG2	-Z H1J+H08+P00
0.32		2.51	32510	8763	216200	O5R60.8763DE80	2LP069.-0HH.0-5DD0	2KJ3511-9DM22-.FG2	-Z H1J+H08+P00
0.33		1.46	31415	8468	121300	O5R50.8468DE80	2LP069.-0HF.0-6DD0	2KJ3510-9DM22-.FH2	-Z H1J+H07+P00
0.34		1.14	31389	8461	107700	O5R45.8461DE80	2LP069.-0HE.0-6DD0	2KJ3508-9DM22-.HG2	-Z H1J+P00
0.35		0.86	29704	8006	80800	O5R40.8006DE80	2LP069.-0HD.0-8DD0	2KJ3507-9DM22-.FG2	-Z H1J+H06+P00
0.36		2.25	29490	7949	155400	O5R55.7949DE80	2LP069.-0HG.0-4DD0	2KJ3511-9DM22-.FF2	-Z H1J+H08+P00
0.36		2.77	29490	7949	216200	O5R60.7949DE80	2LP069.-0HH.0-4DD0	2KJ3511-9DM22-.FF2	-Z H1J+H08+P00
0.37		1.25	28536	7692	107700	O5R45.7692DE80	2LP069.-0HE.0-5DD0	2KJ3508-9DM22-.HF2	-Z H1J+P00
0.37		1.63	28245	7613	121300	O5R50.7613DE80	2LP069.-0HF.0-5DD0	2KJ3510-9DM22-.FG2	-Z H1J+H07+P00
0.39		2.44	27222	7337	155400	O5R55.7337DE80	2LP069.-0HG.0-3DD0	2KJ3511-9DM22-.FE2	-Z H1J+H08+P00
0.39		3.00	27222	7337	216200	O5R60.7337DE80	2LP069.-0HH.0-3DD0	2KJ3511-9DM22-.FE2	-Z H1J+H08+P00
0.41		1.40	25460	6863	107700	O5R45.6863DE80	2LP069.-0HE.0-4DD0	2KJ3508-9DM22-.HE2	-Z H1J+P00
0.41		1.80	25546	6886	121300	O5R50.6886DE80	2LP069.-0HF.0-4DD0	2KJ3510-9DM22-.FF2	-Z H1J+H07+P00
0.42		0.81	25264	6810	76000	O5R37.6810DE80	2LP069.-0HC.0-5DD0	2KJ3507-9DM22-.FF2	-Z H1J+H06+P00
0.42		1.01	25264	6810	80800	O5R40.6810DE80	2LP069.-0HD.0-7DD0	2KJ3507-9DM22-.FF2	-Z H1J+H06+P00
0.43		2.68	24745	6670	155400	O5R55.6670DE80	2LP069.-0HG.0-2DD0	2KJ3511-9DM22-.FD2	-Z H1J+H08+P00
0.45		1.95	23581	6356	121300	O5R50.6356DE80	2LP069.-0HF.0-3DD0	2KJ3510-9DM22-.FE2	-Z H1J+H07+P00
0.46		0.89	22967	6191	76000	O5R37.6191DE80	2LP069.-0HC.0-4DD0	2KJ3507-9DM22-.FE2	-Z H1J+H06+P00
0.46		1.11	22967	6191	80800	O5R40.6191DE80	2LP069.-0HD.0-6DD0	2KJ3507-9DM22-.FE2	-Z H1J+H06+P00
0.46		1.56	22828	6153	107700	O5R45.6153DE80	2LP069.-0HE.0-3DD0	2KJ3508-9DM22-.HD2	-Z H1J+P00
0.49		2.13	21601	5822	121300	O5R50.5822DE80	2LP069.-0HF.0-2DD0	2KJ3510-9DM22-.FD2	-Z H1J+H07+P00
0.51		1.00	20492	5523	76000	O5R37.5523DE80	2LP069.-0HC.0-3DD0	2KJ3507-9DM22-.FD2	-Z H1J+H06+P00
0.51		1.24	20492	5523	80800	O5R40.5523DE80	2LP069.-0HD.0-5DD0	2KJ3507-9DM22-.FD2	-Z H1J+H06+P00
0.51	1.74	20577	5546	107700	O5R45.5546DE80	2LP069.-0HE.0-2DD0	2KJ3508-9DM22-.HC2	-Z H1J+P00	
0.52	0.76	20211	5448	69400	O5R35.5448DE80	2LP069.-0HB.0-3DD0	2KJ3505-9DM22-.FE2	-Z H1J+H05+P00	
0.55	1.88	18994	5120	107700	O5R45.5120DE80	2LP069.-0HE.0-1DD0	2KJ3508-9DM22-.HB2	-Z H1J+P00	
0.57	0.83	18374	4952	69400	O5R35.4952DE80	2LP069.-0HB.0-2DD0	2KJ3505-9DM22-.FD2	-Z H1J+H05+P00	
0.57	1.11	18374	4952	76000	O5R37.4952DE80	2LP069.-0HC.0-2DD0	2KJ3507-9DM22-.FC2	-Z H1J+H06+P00	
0.57	1.39	18374	4952	80800	O5R40.4952DE80	2LP069.-0HD.0-4DD0	2KJ3507-9DM22-.FC2	-Z H1J+H06+P00	
0.58	2.53	18124	4885	121300	O5R50.4885DE80	2LP069.-0HF.0-1DD0	2KJ3510-9DM22-.FC2	-Z H1J+H07+P00	
0.61	2.06	17339	4674	107700	O5R45.4674DE80	2LP069.-0HE.0-0DD0	2KJ3508-9DM22-.HA2	-Z H1J+P00	
0.62	2.69	17058	4598	121300	O5R50.4598DE80	2LP069.-0HF.0-0DD0	2KJ3510-9DM22-.FB2	-Z H1J+H07+P00	

<sup>1)</sup> The specified values refer to continuous stresses. For infrequent, brief stresses please refer to Table 1 on page 4/2.

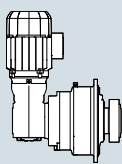


## Selection and ordering data (continued)

$P_N$ kW	$n_2$ rpm	$f_B$ -	$T_2$ Nm	$i_{total}$ -	$F_{R2,perm}^{1)}$ N	Short product description	FLENDER SIP planetary gear unit	SIMOGEAR geared motor	Order codes
							Article No.	Article No.	
1.1	0.64	1.23	16562	4464	76000	O5R37.4464DE80	2LP069.-0HC.0-1DD0	2KJ3507-9DM22-.FB2	-Z H1J+H06+P00
	0.64	1.54	16562	4464	80800	O5R40.4464DE80	2LP069.-0HD.0-3DD0	2KJ3507-9DM22-.FB2	-Z H1J+H06+P00
	0.65	0.94	16241	4378	69400	O5R35.4378DE80	2LP069.-0HB.0-1DD0	2KJ3505-9DM22-.FC2	-Z H1J+H05+P00
	0.67	2.93	15650	4218	121300	O5R50.4218DE80	2LP069.-0HF.0-8CD0	2KJ3510-9DM22-.FA2	-Z H1J+H07+P00
	0.69	1.33	15288	4121	76000	O5R37.4121DE80	2LP069.-0HC.0-0DD0	2KJ3507-9DM22-.FA2	-Z H1J+H06+P00
	0.69	1.67	15288	4121	80800	O5R40.4121DE80	2LP069.-0HD.0-2DD0	2KJ3507-9DM22-.FA2	-Z H1J+H06+P00
	0.71	1.04	14764	3980	69400	O5R35.3980DE80	2LP069.-0HB.0-0DD0	2KJ3505-9DM22-.FB2	-Z H1J+H05+P00
	0.73	2.48	14387	3878	107700	O5R45.3878DE80	2LP069.-0HE.0-8CD0	2KJ3508-9DM22-.HX1	-Z H1J+P00
	0.75	1.46	13955	3761	76000	O5R37.3761DE80	2LP069.-0HC.0-8CD0	2KJ3507-9DM22-.FX1	-Z H1J+H06+P00
	0.75	1.83	13955	3761	80800	O5R40.3761DE80	2LP069.-0HD.0-1DD0	2KJ3507-9DM22-.FX1	-Z H1J+H06+P00
	0.78	2.64	13540	3650	107700	O5R45.3650DE80	2LP069.-0HE.0-7CD0	2KJ3508-9DM22-.HW1	-Z H1J+P00
	0.81	0.79	12933	3486	45500	O5R30.3486DE80	2LP069.-0HA.0-8CD0	2KJ3505-9DM22-.FA2	-Z H1J+H05+P00
	0.81	1.18	12933	3486	69400	O5R35.3486DE80	2LP069.-0HB.0-8CD0	2KJ3505-9DM22-.FA2	-Z H1J+H05+P00
	0.86	2.92	12240	3299	107700	O5R45.3299DE80	2LP069.-0HE.0-6CD0	2KJ3510-9DM22-.FW1	-Z H1J+H07+P00
	0.88	0.85	11938	3218	45500	O5R30.3218DE80	2LP069.-0HA.0-7CD0	2KJ3505-9DM22-.FX1	-Z H1J+H05+P00
	0.88	1.28	11938	3218	69400	O5R35.3218DE80	2LP069.-0HB.0-7CD0	2KJ3505-9DM22-.FX1	-Z H1J+H05+P00
	0.91	1.76	11579	3121	76000	O5R37.3121DE80	2LP069.-0HC.0-7CD0	2KJ3507-9DM22-.FW1	-Z H1J+H06+P00
	0.91	2.20	11579	3121	80800	O5R40.3121DE80	2LP069.-0HD.0-0DD0	2KJ3507-9DM22-.FW1	-Z H1J+H06+P00
	0.97	1.87	10898	2937	76000	O5R37.2937DE80	2LP069.-0HC.0-6CD0	2KJ3507-9DM22-.FV1	-Z H1J+H06+P00
	0.97	2.34	10898	2937	80800	O5R40.2937DE80	2LP069.-0HD.0-8CD0	2KJ3507-9DM22-.FV1	-Z H1J+H06+P00
	1.0	0.97	10569	2849	45500	O5R30.2849DE80	2LP069.-0HA.0-6CD0	2KJ3505-9DM22-.FW1	-Z H1J+H05+P00
	1.0	1.45	10569	2849	69400	O5R35.2849DE80	2LP069.-0HB.0-6CD0	2KJ3505-9DM22-.FW1	-Z H1J+H05+P00
	1.0	1.98	10293	2774	76000	O5R37.2774DE80	2LP069.-0HC.0-5CD0	2KJ3507-9DM22-.FU1	-Z H1J+H06+P00
	1.0	2.48	10293	2774	80800	O5R40.2774DE80	2LP069.-0HD.0-7CD0	2KJ3507-9DM22-.FU1	-Z H1J+H06+P00
	1.1	2.74	9322	2513	80800	O5R40.2513DE80	2LP069.-0HD.0-6CD0	2KJ3508-9DM22-.FT1	-Z H1J+H06+P00
	1.2	1.16	8797	2371	45500	O5R30.2371DE80	2LP069.-0HA.0-5CD0	2KJ3505-9DM22-.FV1	-Z H1J+H05+P00
	1.2	1.74	8797	2371	69400	O5R35.2371DE80	2LP069.-0HB.0-5CD0	2KJ3505-9DM22-.FV1	-Z H1J+H05+P00
	1.2	2.33	8758	2361	76000	O5R37.2361DE80	2LP069.-0HC.0-4CD0	2KJ3507-9DM22-.FT1	-Z H1J+H06+P00
	1.3	1.23	8280	2232	45500	O5R30.2232DE80	2LP069.-0HA.0-4CD0	2KJ3505-9DM22-.FU1	-Z H1J+H05+P00
	1.3	1.85	8280	2232	69400	O5R35.2232DE80	2LP069.-0HB.0-4CD0	2KJ3505-9DM22-.FU1	-Z H1J+H05+P00
	1.4	2.72	7503	2022	76000	O5R37.2022DE80	2LP069.-0HC.0-3CD0	2KJ3507-9DM22-.FS1	-Z H1J+H06+P00
	1.4	1.38	7419	2000	45500	O5R30.2000DE80	2LP069.-0HA.0-3CD0	2KJ3505-9DM22-.FT1	-Z H1J+H05+P00
1.4	2.06	7419	2000	69400	O5R35.2000DE80	2LP069.-0HB.0-3CD0	2KJ3505-9DM22-.FT1	-Z H1J+H05+P00	
1.7	1.62	6316	1702	45500	O5R30.1702DE80	2LP069.-0HA.0-2CD0	2KJ3505-9DM22-.FS1	-Z H1J+H05+P00	
1.7	2.42	6316	1702	69400	O5R35.1702DE80	2LP069.-0HB.0-2CD0	2KJ3505-9DM22-.FS1	-Z H1J+H05+P00	
1.9	1.88	5414	1459	45500	O5R30.1459DE80	2LP069.-0HA.0-1CD0	2KJ3505-9DM22-.FR1	-Z H1J+H05+P00	
1.9	2.83	5414	1459	69400	O5R35.1459DE80	2LP069.-0HB.0-1CD0	2KJ3505-9DM22-.FR1	-Z H1J+H05+P00	
2.3	2.19	4662	1257	45500	O5R30.1257DE80	2LP069.-0HA.0-0BD0	2KJ3505-9DM22-.FQ1	-Z H1J+H05+P00	
2.4	2.33	4371	1178	45500	O5R30.1178DE80	2LP069.-0HA.0-8BD0	2KJ3505-9DM22-.FP1	-Z H1J+H05+P00	
2.7	2.64	3870	1043	45500	O5R30.1043DE80	2LP069.-0HA.0-7BD0	2KJ3505-9DM22-.FN1	-Z H1J+H05+P00	
1.5	0.28	0.89	51507	10384	121300	O5R50.10384DE90	2LP069.-0HF.0-8DE0	2KJ3510-9EK22-.FK2	-Z H1J+H07+P00
	0.29	0.72	49341	9948	107700	O5R45.9948DE90	2LP069.-0HE.0-7DE0	2KJ3508-9EK22-.FH2	-Z H1J+P00
	0.30	1.38	48141	9706	155400	O5R55.9706DE90	2LP069.-0HG.0-6DE0	2KJ3511-9EK22-.FH2	-Z H1J+H08+P00
	0.30	1.70	48141	9706	216200	O5R60.9706DE90	2LP069.-0HH.0-6DE0	2KJ3511-9EK22-.FH2	-Z H1J+H08+P00
	0.31	0.98	46824	9440	121300	O5R50.9440DE90	2LP069.-0HF.0-7DE0	2KJ3510-9EK22-.FJ2	-Z H1J+H07+P00
	0.33	1.53	43463	8763	155400	O5R55.8763DE90	2LP069.-0HG.0-5DE0	2KJ3511-9EK22-.FG2	-Z H1J+H08+P00
	0.33	1.88	43463	8763	216200	O5R60.8763DE90	2LP069.-0HH.0-5DE0	2KJ3511-9EK22-.FG2	-Z H1J+H08+P00
	0.34	0.85	41965	8461	107700	O5R45.8461DE90	2LP069.-0HE.0-6DE0	2KJ3508-9EK22-.FG2	-Z H1J+P00

<sup>1)</sup> The specified values refer to continuous stresses. For infrequent, brief stresses please refer to Table 1 on page 4/2.





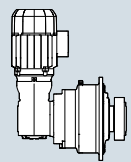
## Planetary geared motors, right-angled

### 2-pole geared motors

#### Selection and ordering data (continued)

$P_N$ kW	$n_2$ rpm	$f_B$ -	$T_2$ Nm	$i_{total}$ -	$F_{R2,perm}^{1)}$ N	Short product description	FLENDER SIP	SIMOGEAR	Order codes
							planetary gear unit	geared motor	
							Article No.	Article No.	
1.5	0.34	1.09	41999	8468	121300	O5R50.8468DE90	2LP069.-0HF.0-6DE0	2KJ3510-9EK22-.FH2	-Z H1J+H07+P00
	0.36	1.68	39426	7949	155400	O5R55.7949DE90	2LP069.-0HG.0-4DE0	2KJ3511-9EK22-.FF2	-Z H1J+H08+P00
	0.36	2.07	39426	7949	216200	O5R60.7949DE90	2LP069.-0HH.0-4DE0	2KJ3511-9EK22-.FF2	-Z H1J+H08+P00
	0.38	0.94	38150	7692	107700	O5R45.7692DE90	2LP069.-0HE.0-5DE0	2KJ3508-9EK22-.FF2	-Z H1J+P00
	0.38	1.22	37762	7613	121300	O5R50.7613DE90	2LP069.-0HF.0-5DE0	2KJ3510-9EK22-.FG2	-Z H1J+H07+P00
	0.39	1.82	36393	7337	155400	O5R55.7337DE90	2LP069.-0HG.0-3DE0	2KJ3511-9EK22-.FE2	-Z H1J+H08+P00
	0.39	2.24	36393	7337	216200	O5R60.7337DE90	2LP069.-0HH.0-3DE0	2KJ3511-9EK22-.FE2	-Z H1J+H08+P00
	0.42	0.76	33776	6810	80800	O5R40.6810DE90	2LP069.-0HD.0-7DE0	2KJ3507-9EK22-.FF2	-Z H1J+H06+P00
	0.42	1.05	34038	6863	107700	O5R45.6863DE90	2LP069.-0HE.0-4DE0	2KJ3508-9EK22-.FE2	-Z H1J+P00
	0.42	1.34	34153	6886	121300	O5R50.6886DE90	2LP069.-0HF.0-4DE0	2KJ3510-9EK22-.FF2	-Z H1J+H07+P00
	0.43	2.00	33082	6670	155400	O5R55.6670DE90	2LP069.-0HG.0-2DE0	2KJ3511-9EK22-.FD2	-Z H1J+H08+P00
	0.43	2.47	33082	6670	216200	O5R60.6670DE90	2LP069.-0HH.0-2DE0	2KJ3511-9EK22-.FD2	-Z H1J+H08+P00
	0.45	1.46	31526	6356	121300	O5R50.6356DE90	2LP069.-0HF.0-3DE0	2KJ3510-9EK22-.FE2	-Z H1J+H07+P00
	0.47	0.83	30705	6191	80800	O5R40.6191DE90	2LP069.-0HD.0-6DE0	2KJ3507-9EK22-.FE2	-Z H1J+H06+P00
	0.47	1.17	30520	6153	107700	O5R45.6153DE90	2LP069.-0HE.0-3DE0	2KJ3508-9EK22-.FD2	-Z H1J+P00
	0.50	1.59	28879	5822	121300	O5R50.5822DE90	2LP069.-0HF.0-2DE0	2KJ3510-9EK22-.FD2	-Z H1J+H07+P00
	0.51	2.37	28013	5648	155400	O5R55.5648DE90	2LP069.-0HG.0-1DE0	2KJ3511-9EK22-.FC2	-Z H1J+H08+P00
	0.51	2.91	28013	5648	216200	O5R60.5648DE90	2LP069.-0HH.0-1DE0	2KJ3511-9EK22-.FC2	-Z H1J+H08+P00
	0.52	0.74	27396	5523	76000	O5R37.5523DE90	2LP069.-0HC.0-3DE0	2KJ3507-9EK22-.FD2	-Z H1J+H06+P00
	0.52	0.93	27396	5523	80800	O5R40.5523DE90	2LP069.-0HD.0-5DE0	2KJ3507-9EK22-.FD2	-Z H1J+H06+P00
	0.52	1.30	27510	5546	107700	O5R45.5546DE90	2LP069.-0HE.0-2DE0	2KJ3508-9EK22-.FC2	-Z H1J+P00
	0.54	2.52	26366	5316	155400	O5R55.5316DE90	2LP069.-0HG.0-0DE0	2KJ3511-9EK22-.FB2	-Z H1J+H08+P00
	0.56	1.41	25394	5120	107700	O5R45.5120DE90	2LP069.-0HE.0-1DE0	2KJ3508-9EK22-.FB2	-Z H1J+P00
	0.58	0.83	24564	4952	76000	O5R37.4952DE90	2LP069.-0HC.0-2DE0	2KJ3507-9EK22-.FC2	-Z H1J+H06+P00
	0.58	1.04	24564	4952	80800	O5R40.4952DE90	2LP069.-0HD.0-4DE0	2KJ3507-9EK22-.FC2	-Z H1J+H06+P00
	0.59	1.90	24230	4885	121300	O5R50.4885DE90	2LP069.-0HF.0-1DE0	2KJ3510-9EK22-.FC2	-Z H1J+H07+P00
	0.59	2.72	24347	4909	155400	O5R55.4909DE90	2LP069.-0HG.0-8CE0	2KJ3511-9EK22-.FA2	-Z H1J+H08+P00
	0.62	1.54	23181	4674	107700	O5R45.4674DE90	2LP069.-0HE.0-0DE0	2KJ3508-9EK22-.FA2	-Z H1J+P00
	0.63	2.01	22805	4598	121300	O5R50.4598DE90	2LP069.-0HF.0-0DE0	2KJ3510-9EK22-.FB2	-Z H1J+H07+P00
	0.65	0.92	22142	4464	76000	O5R37.4464DE90	2LP069.-0HC.0-1DE0	2KJ3507-9EK22-.FB2	-Z H1J+H06+P00
0.65	1.15	22142	4464	80800	O5R40.4464DE90	2LP069.-0HD.0-3DE0	2KJ3507-9EK22-.FB2	-Z H1J+H06+P00	
0.66	0.70	21713	4378	69400	O5R35.4378DE90	2LP069.-0HB.0-1DE0	2KJ3505-9EK22-.FC2	-Z H1J+H05+P00	
0.68	2.19	20923	4218	121300	O5R50.4218DE90	2LP069.-0HF.0-8CE0	2KJ3510-9EK22-.FA2	-Z H1J+H07+P00	
0.70	1.00	20439	4121	76000	O5R37.4121DE90	2LP069.-0HC.0-0DE0	2KJ3507-9EK22-.FA2	-Z H1J+H06+P00	
0.70	1.25	20439	4121	80800	O5R40.4121DE90	2LP069.-0HD.0-2DE0	2KJ3507-9EK22-.FA2	-Z H1J+H06+P00	
0.72	0.78	19739	3980	69400	O5R35.3980DE90	2LP069.-0HB.0-0DE0	2KJ3505-9EK22-.FB2	-Z H1J+H05+P00	
0.74	1.86	19234	3878	107700	O5R45.3878DE90	2LP069.-0HE.0-8CE0	2KJ3508-9EK22-.FX1	-Z H1J+P00	
0.77	1.09	18657	3761	76000	O5R37.3761DE90	2LP069.-0HC.0-8CE0	2KJ3507-9EK22-.FX1	-Z H1J+H06+P00	
0.77	1.37	18657	3761	80800	O5R40.3761DE90	2LP069.-0HD.0-1DE0	2KJ3507-9EK22-.FX1	-Z H1J+H06+P00	
0.78	2.51	18277	3685	121300	O5R50.3685DE90	2LP069.-0HF.0-7CE0	2KJ3510-9EK22-.FX1	-Z H1J+H07+P00	
0.79	1.97	18103	3650	107700	O5R45.3650DE90	2LP069.-0HE.0-7CE0	2KJ3508-9EK22-.FW1	-Z H1J+P00	
0.83	0.89	17290	3486	69400	O5R35.3486DE90	2LP069.-0HB.0-8CE0	2KJ3505-9EK22-.FA2	-Z H1J+H05+P00	
0.87	2.18	16363	3299	107700	O5R45.3299DE90	2LP069.-0HE.0-6CE0	2KJ3510-9EK22-.FW1	-Z H1J+H07+P00	
0.87	2.81	16363	3299	121300	O5R50.3299DE90	2LP069.-0HF.0-6CE0	2KJ3510-9EK22-.FW1	-Z H1J+H07+P00	
0.90	0.96	15960	3218	69400	O5R35.3218DE90	2LP069.-0HB.0-7CE0	2KJ3505-9EK22-.FX1	-Z H1J+H05+P00	
0.92	1.32	15481	3121	76000	O5R37.3121DE90	2LP069.-0HC.0-7CE0	2KJ3507-9EK22-.FW1	-Z H1J+H06+P00	
0.92	1.65	15481	3121	80800	O5R40.3121DE90	2LP069.-0HD.0-0DE0	2KJ3507-9EK22-.FW1	-Z H1J+H06+P00	
0.98	1.40	14570	2937	76000	O5R37.2937DE90	2LP069.-0HC.0-6CE0	2KJ3507-9EK22-.FV1	-Z H1J+H06+P00	

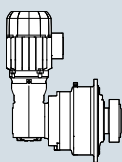
<sup>1)</sup> The specified values refer to continuous stresses. For infrequent, brief stresses please refer to Table 1 on page 4/2.



## Selection and ordering data (continued)

$P_N$ kW	$n_2$ rpm	$f_B$ -	$T_2$ Nm	$i_{total}$ -	$F_{R2,perm}^{1)}$ N	Short product description	FLENDER SIP planetary gear unit	SIMOGEAR geared motor	Order codes
							Article No.	Article No.	
1.5	0.98	1.75	14570	2937	80800	O5R40.2937DE90	2LP069.-0HD.0-8CE0	2KJ3507-9EK22-.FV1	-Z H1J+H06+P00
	1.0	0.72	14131	2849	45500	O5R30.2849DE90	2LP069.-0HA.0-6CE0	2KJ3505-9EK22-.FW1	-Z H1J+H05+P00
	1.0	1.08	14131	2849	69400	O5R35.2849DE90	2LP069.-0HB.0-6CE0	2KJ3505-9EK22-.FW1	-Z H1J+H05+P00
	1.0	1.48	13760	2774	76000	O5R37.2774DE90	2LP069.-0HC.0-5CE0	2KJ3507-9EK22-.FU1	-Z H1J+H06+P00
	1.0	1.85	13760	2774	80800	O5R40.2774DE90	2LP069.-0HD.0-7CE0	2KJ3507-9EK22-.FU1	-Z H1J+H06+P00
	1.0	2.50	14307	2885	107700	O5R45.2885DE90	2LP069.-0HE.0-5CE0	2KJ3510-9EK22-.FV1	-Z H1J+H07+P00
	1.2	0.87	11761	2371	45500	O5R30.2371DE90	2LP069.-0HA.0-5CE0	2KJ3505-9EK22-.FV1	-Z H1J+H05+P00
	1.2	1.30	11761	2371	69400	O5R35.2371DE90	2LP069.-0HB.0-5CE0	2KJ3505-9EK22-.FV1	-Z H1J+H05+P00
	1.2	1.74	11709	2361	76000	O5R37.2361DE90	2LP069.-0HC.0-4CE0	2KJ3507-9EK22-.FT1	-Z H1J+H06+P00
	1.2	2.05	12462	2513	80800	O5R40.2513DE90	2LP069.-0HD.0-6CE0	2KJ3508-9EK22-.FT1	-Z H1J+H06+P00
	1.2	2.91	12281	2476	107700	O5R45.2476DE90	2LP069.-0HE.0-4CE0	2KJ3510-9EK22-.FU1	-Z H1J+H07+P00
	1.3	0.92	11069	2232	45500	O5R30.2232DE90	2LP069.-0HA.0-4CE0	2KJ3505-9EK22-.FU1	-Z H1J+H05+P00
	1.3	1.38	11069	2232	69400	O5R35.2232DE90	2LP069.-0HB.0-4CE0	2KJ3505-9EK22-.FU1	-Z H1J+H05+P00
	1.3	2.33	10957	2209	80800	O5R40.2209DE90	2LP069.-0HD.0-5CE0	2KJ3508-9EK22-.FS1	-Z H1J+H06+P00
	1.4	1.03	9918	2000	45500	O5R30.2000DE90	2LP069.-0HA.0-3CE0	2KJ3505-9EK22-.FT1	-Z H1J+H05+P00
	1.4	1.54	9918	2000	69400	O5R35.2000DE90	2LP069.-0HB.0-3CE0	2KJ3505-9EK22-.FT1	-Z H1J+H05+P00
	1.4	2.03	10030	2022	76000	O5R37.2022DE90	2LP069.-0HC.0-3CE0	2KJ3507-9EK22-.FS1	-Z H1J+H06+P00
	1.6	2.31	8819	1778	76000	O5R37.1778DE90	2LP069.-0HC.0-2CE0	2KJ3507-9EK22-.FR1	-Z H1J+H06+P00
	1.6	2.76	9244	1864	80800	O5R40.1864DE90	2LP069.-0HD.0-4CE0	2KJ3508-9EK22-.FR1	-Z H1J+H06+P00
	1.7	1.21	8444	1702	45500	O5R30.1702DE90	2LP069.-0HA.0-2CE0	2KJ3505-9EK22-.FS1	-Z H1J+H05+P00
	1.7	1.81	8444	1702	69400	O5R35.1702DE90	2LP069.-0HB.0-2CE0	2KJ3505-9EK22-.FS1	-Z H1J+H05+P00
	1.8	2.53	8057	1624	76000	O5R37.1624DE90	2LP069.-0HC.0-1CE0	2KJ3508-9EK22-.FQ1	-Z H1J+H06+P00
	2.0	1.41	7238	1459	45500	O5R30.1459DE90	2LP069.-0HA.0-1CE0	2KJ3505-9EK22-.FR1	-Z H1J+H05+P00
	2.0	2.11	7238	1459	69400	O5R35.1459DE90	2LP069.-0HB.0-1CE0	2KJ3505-9EK22-.FR1	-Z H1J+H05+P00
	2.0	2.80	7283	1468	76000	O5R37.1468DE90	2LP069.-0HC.0-0CE0	2KJ3508-9EK22-.FP1	-Z H1J+H06+P00
	2.3	1.64	6232	1257	45500	O5R30.1257DE90	2LP069.-0HA.0-0BE0	2KJ3505-9EK22-.FQ1	-Z H1J+H05+P00
	2.3	2.46	6232	1257	69400	O5R35.1257DE90	2LP069.-0HB.0-0BE0	2KJ3505-9EK22-.FQ1	-Z H1J+H05+P00
	2.5	1.75	5843	1178	45500	O5R30.1178DE90	2LP069.-0HA.0-8BE0	2KJ3505-9EK22-.FP1	-Z H1J+H05+P00
	2.5	2.62	5843	1178	69400	O5R35.1178DE90	2LP069.-0HB.0-8BE0	2KJ3505-9EK22-.FP1	-Z H1J+H05+P00
	2.8	1.97	5174	1043	45500	O5R30.1043DE90	2LP069.-0HA.0-7BE0	2KJ3505-9EK22-.FN1	-Z H1J+H05+P00
2.8	2.96	5174	1043	69400	O5R35.1043DE90	2LP069.-0HB.0-7BE0	2KJ3505-9EK22-.FN1	-Z H1J+H05+P00	
3.3	2.37	4306	868	45500	O5R30.868DE90	2LP069.-0HA.0-6BE0	2KJ3505-9EK22-.FM1	-Z H1J+H05+P00	
3.5	2.52	4053	817	44800	O5R30.817DE90	2LP069.-0HA.0-5BE0	2KJ3505-9EK22-.FL1	-Z H1J+H05+P00	
3.9	2.81	3631	732	43400	O5R30.732DE90	2LP069.-0HA.0-4BE0	2KJ3505-9EK22-.FK1	-Z H1J+H05+P00	
2.2	0.30	0.94	70562	9706	155400	O5R55.9706DE90	2LP069.-0HG.0-6DE0	2KJ3511-9EM22-.FH2	-Z H1J+H08+P00
	0.30	1.16	70562	9706	216200	O5R60.9706DE90	2LP069.-0HH.0-6DE0	2KJ3511-9EM22-.FH2	-Z H1J+H08+P00
	0.33	1.04	63705	8763	155400	O5R55.8763DE90	2LP069.-0HG.0-5DE0	2KJ3511-9EM22-.FG2	-Z H1J+H08+P00
	0.33	1.28	63705	8763	216200	O5R60.8763DE90	2LP069.-0HH.0-5DE0	2KJ3511-9EM22-.FG2	-Z H1J+H08+P00
	0.34	0.75	61559	8468	121300	O5R50.8468DE90	2LP069.-0HF.0-6DE0	2KJ3510-9EM22-.FH2	-Z H1J+H07+P00
	0.36	1.15	57788	7949	155400	O5R55.7949DE90	2LP069.-0HG.0-4DE0	2KJ3511-9EM22-.FF2	-Z H1J+H08+P00
	0.36	1.41	57788	7949	216200	O5R60.7949DE90	2LP069.-0HH.0-4DE0	2KJ3511-9EM22-.FF2	-Z H1J+H08+P00
	0.38	0.83	55348	7613	121300	O5R50.7613DE90	2LP069.-0HF.0-5DE0	2KJ3510-9EM22-.FG2	-Z H1J+H07+P00
	0.39	1.24	53343	7337	155400	O5R55.7337DE90	2LP069.-0HG.0-3DE0	2KJ3511-9EM22-.FE2	-Z H1J+H08+P00
	0.39	1.53	53343	7337	216200	O5R60.7337DE90	2LP069.-0HH.0-3DE0	2KJ3511-9EM22-.FE2	-Z H1J+H08+P00
	0.42	0.72	49891	6863	107700	O5R45.6863DE90	2LP069.-0HE.0-4DE0	2KJ3508-9EM22-.HE2	-Z H1J+P00
	0.42	0.92	50059	6886	121300	O5R50.6886DE90	2LP069.-0HF.0-4DE0	2KJ3510-9EM22-.FF2	-Z H1J+H07+P00
0.43	1.37	48490	6670	155400	O5R55.6670DE90	2LP069.-0HG.0-2DE0	2KJ3511-9EM22-.FD2	-Z H1J+H08+P00	
0.43	1.68	48490	6670	216200	O5R60.6670DE90	2LP069.-0HH.0-2DE0	2KJ3511-9EM22-.FD2	-Z H1J+H08+P00	

<sup>1)</sup> The specified values refer to continuous stresses. For infrequent, brief stresses please refer to Table 1 on page 4/2.



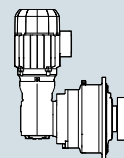
## Planetary geared motors, right-angled

### 2-pole geared motors

#### Selection and ordering data (continued)

$P_N$ kW	$n_2$ rpm	$f_B$ -	$T_2$ Nm	$i_{total}$ -	$F_{R2,perm}^{1)}$ N	Short product description	FLENDER SIP	SIMOGEAR	Order codes
							planetary gear unit	geared motor	
							Article No.	Article No.	
2.2	0.45	0.99	46209	6356	121300	O5R50.6356DE90	2LP069.-0HF.0-3DE0	2KJ3510-9EM22-.FE2	-Z H1J+H07+P00
	0.47	0.80	44734	6153	107700	O5R45.6153DE90	2LP069.-0HE.0-3DE0	2KJ3508-9EM22-.HD2	-Z H1J+P00
	0.50	1.08	42328	5822	121300	O5R50.5822DE90	2LP069.-0HF.0-2DE0	2KJ3510-9EM22-.FD2	-Z H1J+H07+P00
	0.51	1.62	41060	5648	155400	O5R55.5648DE90	2LP069.-0HG.0-1DE0	2KJ3511-9EM22-.FC2	-Z H1J+H08+P00
	0.51	1.99	41060	5648	216200	O5R60.5648DE90	2LP069.-0HH.0-1DE0	2KJ3511-9EM22-.FC2	-Z H1J+H08+P00
	0.52	0.89	40323	5546	107700	O5R45.5546DE90	2LP069.-0HE.0-2DE0	2KJ3508-9EM22-.HC2	-Z H1J+P00
	0.54	1.72	38645	5316	155400	O5R55.5316DE90	2LP069.-0HG.0-0DE0	2KJ3511-9EM22-.FB2	-Z H1J+H08+P00
	0.54	2.11	38645	5316	216200	O5R60.5316DE90	2LP069.-0HH.0-0DE0	2KJ3511-9EM22-.FB2	-Z H1J+H08+P00
	0.56	0.96	37221	5120	107700	O5R45.5120DE90	2LP069.-0HE.0-1DE0	2KJ3508-9EM22-.HB2	-Z H1J+P00
	0.58	0.71	36004	4952	80800	O5R40.4952DE90	2LP069.-0HD.0-4DE0	2KJ3507-9EM22-.FC2	-Z H1J+H06+P00
	0.59	1.29	35515	4885	121300	O5R50.4885DE90	2LP069.-0HF.0-1DE0	2KJ3510-9EM22-.FC2	-Z H1J+H07+P00
	0.59	1.86	35687	4909	155400	O5R55.4909DE90	2LP069.-0HG.0-8CE0	2KJ3511-9EM22-.FA2	-Z H1J+H08+P00
	0.59	2.29	35687	4909	216200	O5R60.4909DE90	2LP069.-0HH.0-8CE0	2KJ3511-9EM22-.FA2	-Z H1J+H08+P00
	0.62	1.05	33976	4674	107700	O5R45.4674DE90	2LP069.-0HE.0-0DE0	2KJ3508-9EM22-.HA2	-Z H1J+P00
	0.63	1.37	33426	4598	121300	O5R50.4598DE90	2LP069.-0HF.0-0DE0	2KJ3510-9EM22-.FB2	-Z H1J+H07+P00
	0.65	0.79	32454	4464	80800	O5R40.4464DE90	2LP069.-0HD.0-3DE0	2KJ3507-9EM22-.FB2	-Z H1J+H06+P00
	0.66	2.09	31753	4368	155400	O5R55.4368DE90	2LP069.-0HG.0-7CE0	2KJ3511-9EM22-.FX1	-Z H1J+H08+P00
	0.66	2.57	31753	4368	216200	O5R60.4368DE90	2LP069.-0HH.0-7CE0	2KJ3511-9EM22-.FX1	-Z H1J+H08+P00
	0.69	1.50	30667	4218	121300	O5R50.4218DE90	2LP069.-0HF.0-8CE0	2KJ3510-9EM22-.FA2	-Z H1J+H07+P00
	0.70	0.85	29957	4121	80800	O5R40.4121DE90	2LP069.-0HD.0-2DE0	2KJ3507-9EM22-.FA2	-Z H1J+H06+P00
	0.74	2.35	28203	3879	155400	O5R55.3879DE90	2LP069.-0HG.0-6CE0	2KJ3511-9EM22-.FW1	-Z H1J+H08+P00
	0.74	2.89	28203	3879	216200	O5R60.3879DE90	2LP069.-0HH.0-6CE0	2KJ3511-9EM22-.FW1	-Z H1J+H08+P00
	0.75	1.27	28192	3878	107700	O5R45.3878DE90	2LP069.-0HE.0-8CE0	2KJ3508-9EM22-.HX1	-Z H1J+P00
	0.77	0.75	27346	3761	76000	O5R37.3761DE90	2LP069.-0HC.0-8CE0	2KJ3507-9EM22-.FX1	-Z H1J+H06+P00
	0.77	0.93	27346	3761	80800	O5R40.3761DE90	2LP069.-0HD.0-1DE0	2KJ3507-9EM22-.FX1	-Z H1J+H06+P00
	0.78	1.71	26788	3685	121300	O5R50.3685DE90	2LP069.-0HF.0-7CE0	2KJ3510-9EM22-.FX1	-Z H1J+H07+P00
	0.79	1.35	26533	3650	107700	O5R45.3650DE90	2LP069.-0HE.0-7CE0	2KJ3508-9EM22-.HW1	-Z H1J+P00
	0.83	2.63	25244	3472	155400	O5R55.3472DE90	2LP069.-0HG.0-5CE0	2KJ3511-9EM22-.FV1	-Z H1J+H08+P00
	0.88	1.49	23984	3299	107700	O5R45.3299DE90	2LP069.-0HE.0-6CE0	2KJ3510-9EM22-.FW1	-Z H1J+H07+P00
	0.88	1.91	23984	3299	121300	O5R50.3299DE90	2LP069.-0HF.0-6CE0	2KJ3510-9EM22-.FW1	-Z H1J+H07+P00
	0.93	0.90	22690	3121	76000	O5R37.3121DE90	2LP069.-0HC.0-7CE0	2KJ3507-9EM22-.FW1	-Z H1J+H06+P00
	0.93	1.12	22690	3121	80800	O5R40.3121DE90	2LP069.-0HD.0-0DE0	2KJ3507-9EM22-.FW1	-Z H1J+H06+P00
	0.98	0.96	21355	2937	76000	O5R37.2937DE90	2LP069.-0HC.0-6CE0	2KJ3507-9EM22-.FV1	-Z H1J+H06+P00
	0.98	1.19	21355	2937	80800	O5R40.2937DE90	2LP069.-0HD.0-8CE0	2KJ3507-9EM22-.FV1	-Z H1J+H06+P00
	1.0	0.74	20712	2849	69400	O5R35.2849DE90	2LP069.-0HB.0-6CE0	2KJ3505-9EM22-.FW1	-Z H1J+H05+P00
	1.0	1.01	20169	2774	76000	O5R37.2774DE90	2LP069.-0HC.0-5CE0	2KJ3507-9EM22-.FU1	-Z H1J+H06+P00
	1.0	1.26	20169	2774	80800	O5R40.2774DE90	2LP069.-0HD.0-7CE0	2KJ3507-9EM22-.FU1	-Z H1J+H06+P00
	1.0	1.70	20971	2885	107700	O5R45.2885DE90	2LP069.-0HE.0-5CE0	2KJ3510-9EM22-.FV1	-Z H1J+H07+P00
	1.0	2.19	20971	2885	121300	O5R50.2885DE90	2LP069.-0HF.0-5CE0	2KJ3510-9EM22-.FV1	-Z H1J+H07+P00
	1.2	0.89	17239	2371	69400	O5R35.2371DE90	2LP069.-0HB.0-5CE0	2KJ3505-9EM22-.FV1	-Z H1J+H05+P00
	1.2	1.19	17162	2361	76000	O5R37.2361DE90	2LP069.-0HC.0-4CE0	2KJ3507-9EM22-.FT1	-Z H1J+H06+P00
	1.2	1.40	18266	2513	80800	O5R40.2513DE90	2LP069.-0HD.0-6CE0	2KJ3508-9EM22-.FT1	-Z H1J+H06+P00
	1.2	1.98	18000	2476	107700	O5R45.2476DE90	2LP069.-0HE.0-4CE0	2KJ3510-9EM22-.FU1	-Z H1J+H07+P00
	1.2	2.55	18000	2476	121300	O5R50.2476DE90	2LP069.-0HF.0-4CE0	2KJ3510-9EM22-.FU1	-Z H1J+H07+P00
	1.3	0.94	16225	2232	69400	O5R35.2232DE90	2LP069.-0HB.0-4CE0	2KJ3505-9EM22-.FU1	-Z H1J+H05+P00
	1.3	1.59	16061	2209	80800	O5R40.2209DE90	2LP069.-0HD.0-5CE0	2KJ3508-9EM22-.FS1	-Z H1J+H06+P00
	1.3	2.24	15911	2189	107700	O5R45.2189DE90	2LP069.-0HE.0-3CE0	2KJ3510-9EM22-.FT1	-Z H1J+H07+P00
	1.3	2.89	15911	2189	121300	O5R50.2189DE90	2LP069.-0HF.0-3CE0	2KJ3510-9EM22-.FT1	-Z H1J+H07+P00

<sup>1)</sup> The specified values refer to continuous stresses. For infrequent, brief stresses please refer to Table 1 on page 4/2.

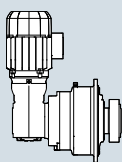


## Selection and ordering data (continued)

$P_N$ kW	$n_2$ rpm	$f_B$ -	$T_2$ Nm	$i_{total}$ -	$F_{R2,perm}^{1)}$ N	Short product description	FLENDER SIP	SIMOGEAR	Order codes
							planetary gear unit	geared motor	
							Article No.	Article No.	
2.2	1.4	1.39	14702	2022	76000	O5R37.2022DE90	2LP069.-0HC.0-3CE0	2KJ3507-9EM22-.FS1	-Z H1J+H06+P00
	1.5	0.70	14537	2000	45500	O5R30.2000DE90	2LP069.-0HA.0-3CE0	2KJ3505-9EM22-.FT1	-Z H1J+H05+P00
	1.5	1.05	14537	2000	69400	O5R35.2000DE90	2LP069.-0HB.0-3CE0	2KJ3505-9EM22-.FT1	-Z H1J+H05+P00
	1.6	1.58	12926	1778	76000	O5R37.1778DE90	2LP069.-0HC.0-2CE0	2KJ3507-9EM22-.FR1	-Z H1J+H06+P00
	1.6	1.88	13550	1864	80800	O5R40.1864DE90	2LP069.-0HD.0-4CE0	2KJ3508-9EM22-.FR1	-Z H1J+H06+P00
	1.6	2.79	12796	1760	107700	O5R45.1760DE90	2LP069.-0HE.0-1CE0	2KJ3510-9EM22-.FR1	-Z H1J+H07+P00
	1.7	0.82	12376	1702	45500	O5R30.1702DE90	2LP069.-0HA.0-2CE0	2KJ3505-9EM22-.FS1	-Z H1J+H05+P00
	1.7	1.24	12376	1702	69400	O5R35.1702DE90	2LP069.-0HB.0-2CE0	2KJ3505-9EM22-.FS1	-Z H1J+H05+P00
	1.8	1.73	11810	1624	76000	O5R37.1624DE90	2LP069.-0HC.0-1CE0	2KJ3508-9EM22-.FQ1	-Z H1J+H06+P00
	1.8	2.16	11810	1624	80800	O5R40.1624DE90	2LP069.-0HD.0-3CE0	2KJ3508-9EM22-.FQ1	-Z H1J+H06+P00
	2.0	0.96	10608	1459	45500	O5R30.1459DE90	2LP069.-0HA.0-1CE0	2KJ3505-9EM22-.FR1	-Z H1J+H05+P00
	2.0	1.44	10608	1459	69400	O5R35.1459DE90	2LP069.-0HB.0-1CE0	2KJ3505-9EM22-.FR1	-Z H1J+H05+P00
	2.0	1.91	10675	1468	76000	O5R37.1468DE90	2LP069.-0HC.0-0CE0	2KJ3508-9EM22-.FP1	-Z H1J+H06+P00
	2.0	2.39	10675	1468	80800	O5R40.1468DE90	2LP069.-0HD.0-2CE0	2KJ3508-9EM22-.FP1	-Z H1J+H06+P00
	2.3	1.12	9135	1257	45500	O5R30.1257DE90	2LP069.-0HA.0-0BE0	2KJ3505-9EM22-.FQ1	-Z H1J+H05+P00
	2.3	1.68	9135	1257	69400	O5R35.1257DE90	2LP069.-0HB.0-0BE0	2KJ3505-9EM22-.FQ1	-Z H1J+H05+P00
	2.4	2.30	8857	1218	76000	O5R37.1218DE90	2LP069.-0HC.0-8BE0	2KJ3508-9EM22-.FN1	-Z H1J+H06+P00
	2.4	2.88	8857	1218	80800	O5R40.1218DE90	2LP069.-0HD.0-1CE0	2KJ3508-9EM22-.FN1	-Z H1J+H06+P00
	2.5	1.19	8565	1178	45500	O5R30.1178DE90	2LP069.-0HA.0-8BE0	2KJ3505-9EM22-.FP1	-Z H1J+H05+P00
	2.5	1.79	8565	1178	69400	O5R35.1178DE90	2LP069.-0HB.0-8BE0	2KJ3505-9EM22-.FP1	-Z H1J+H05+P00
	2.5	2.45	8337	1147	76000	O5R37.1147DE90	2LP069.-0HC.0-7BE0	2KJ3508-9EM22-.FM1	-Z H1J+H06+P00
	2.7	2.59	7873	1083	76000	O5R37.1083DE90	2LP069.-0HC.0-6BE0	2KJ3508-9EM22-.FL1	-Z H1J+H06+P00
	2.8	1.35	7583	1043	45500	O5R30.1043DE90	2LP069.-0HA.0-7BE0	2KJ3505-9EM22-.FN1	-Z H1J+H05+P00
	2.8	2.02	7583	1043	69400	O5R35.1043DE90	2LP069.-0HB.0-7BE0	2KJ3505-9EM22-.FN1	-Z H1J+H05+P00
	3.3	1.62	6312	868	45500	O5R30.868DE90	2LP069.-0HA.0-6BE0	2KJ3505-9EM22-.FM1	-Z H1J+H05+P00
	3.3	2.43	6312	868	66500	O5R35.868DE90	2LP069.-0HB.0-6BE0	2KJ3505-9EM22-.FM1	-Z H1J+H05+P00
	3.5	1.72	5940	817	44800	O5R30.817DE90	2LP069.-0HA.0-5BE0	2KJ3505-9EM22-.FL1	-Z H1J+H05+P00
	3.5	2.58	5940	817	65300	O5R35.817DE90	2LP069.-0HB.0-5BE0	2KJ3505-9EM22-.FL1	-Z H1J+H05+P00
	4.0	1.92	5323	732	43300	O5R30.732DE90	2LP069.-0HA.0-4BE0	2KJ3505-9EM22-.FK1	-Z H1J+H05+P00
	4.0	2.88	5323	732	63200	O5R35.732DE90	2LP069.-0HB.0-4BE0	2KJ3505-9EM22-.FK1	-Z H1J+H05+P00
4.6	2.25	4531	623	41300	O5R30.623DE90	2LP069.-0HA.0-3BE0	2KJ3505-9EM22-.FJ1	-Z H1J+H05+P00	
5.4	2.63	3884	534	39400	O5R30.534DE90	2LP069.-0HA.0-2BE0	2KJ3505-9EM22-.FH1	-Z H1J+H05+P00	
3.0	0.30	0.85	96089	9706	216200	O5R60.9706DE100	2LP069.-0HH.0-6DF0	2KJ3511-9FK22-.FH2	-Z H1J+H08+P00
	0.33	0.76	86751	8763	155400	O5R55.8763DE100	2LP069.-0HG.0-5DF0	2KJ3511-9FK22-.FG2	-Z H1J+H08+P00
	0.33	0.94	86751	8763	216200	O5R60.8763DE100	2LP069.-0HH.0-5DF0	2KJ3511-9FK22-.FG2	-Z H1J+H08+P00
	0.37	0.84	78693	7949	155400	O5R55.7949DE100	2LP069.-0HG.0-4DF0	2KJ3511-9FK22-.FF2	-Z H1J+H08+P00
	0.37	1.04	78693	7949	216200	O5R60.7949DE100	2LP069.-0HH.0-4DF0	2KJ3511-9FK22-.FF2	-Z H1J+H08+P00
	0.40	0.91	72640	7337	155400	O5R55.7337DE100	2LP069.-0HG.0-3DF0	2KJ3511-9FK22-.FE2	-Z H1J+H08+P00
	0.40	1.12	72640	7337	216200	O5R60.7337DE100	2LP069.-0HH.0-3DF0	2KJ3511-9FK22-.FE2	-Z H1J+H08+P00
	0.44	1.00	66032	6670	155400	O5R55.6670DE100	2LP069.-0HG.0-2DF0	2KJ3511-9FK22-.FD2	-Z H1J+H08+P00
	0.44	1.24	66032	6670	216200	O5R60.6670DE100	2LP069.-0HH.0-2DF0	2KJ3511-9FK22-.FD2	-Z H1J+H08+P00
	0.46	0.73	62925	6356	121300	O5R50.6356DE100	2LP069.-0HF.0-3DF0	2KJ3510-9FK22-.FE2	-Z H1J+H07+P00
	0.50	0.80	57641	5822	121300	O5R50.5822DE100	2LP069.-0HF.0-2DF0	2KJ3510-9FK22-.FD2	-Z H1J+H07+P00
	0.51	1.19	55914	5648	155400	O5R55.5648DE100	2LP069.-0HG.0-1DF0	2KJ3511-9FK22-.FC2	-Z H1J+H08+P00
	0.51	1.46	55914	5648	216200	O5R60.5648DE100	2LP069.-0HH.0-1DF0	2KJ3511-9FK22-.FC2	-Z H1J+H08+P00
	0.55	1.26	52625	5316	155400	O5R55.5316DE100	2LP069.-0HG.0-0DF0	2KJ3511-9FK22-.FB2	-Z H1J+H08+P00
	0.55	1.55	52625	5316	216200	O5R60.5316DE100	2LP069.-0HH.0-0DF0	2KJ3511-9FK22-.FB2	-Z H1J+H08+P00
0.57	0.70	50686	5120	107700	O5R45.5120DE100	2LP069.-0HE.0-1DF0	2KJ3508-9FK22-.HB2	-Z H1J+P00	

<sup>1)</sup> The specified values refer to continuous stresses. For infrequent, brief stresses please refer to Table 1 on page 4/2.





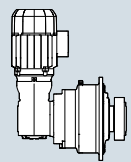
## Planetary geared motors, right-angled

### 2-pole geared motors

#### Selection and ordering data (continued)

$P_N$ kW	$n_2$ rpm	$f_B$ -	$T_2$ Nm	$i_{total}$ -	$F_{R2,perm}^{1)}$ N	Short product description	FLENDER SIP	SIMOGEAR	Order codes
							planetary gear unit	geared motor	
							Article No.	Article No.	
3.0	0.59	0.95	48363	4885	121300	O5R50.4885DE100	2LP069.-0HF.0-1DF0	2KJ3510-9FK22-.FC2	-Z H1J+H07+P00
	0.59	1.36	48597	4909	155400	O5R55.4909DE100	2LP069.-0HG.0-8CF0	2KJ3511-9FK22-.FA2	-Z H1J+H08+P00
	0.59	1.68	48597	4909	216200	O5R60.4909DE100	2LP069.-0HH.0-8CF0	2KJ3511-9FK22-.FA2	-Z H1J+H08+P00
	0.62	0.77	46268	4674	107700	O5R45.4674DE100	2LP069.-0HE.0-0DF0	2KJ3508-9FK22-.HA2	-Z H1J+P00
	0.63	1.01	45518	4598	121300	O5R50.4598DE100	2LP069.-0HF.0-0DF0	2KJ3510-9FK22-.FB2	-Z H1J+H07+P00
	0.67	1.53	43240	4368	155400	O5R55.4368DE100	2LP069.-0HG.0-7CF0	2KJ3511-9FK22-.FX1	-Z H1J+H08+P00
	0.67	1.89	43240	4368	216200	O5R60.4368DE100	2LP069.-0HH.0-7CF0	2KJ3511-9FK22-.FX1	-Z H1J+H08+P00
	0.69	1.10	41761	4218	121300	O5R50.4218DE100	2LP069.-0HF.0-8CF0	2KJ3510-9FK22-.FA2	-Z H1J+H07+P00
	0.75	0.93	38390	3878	107700	O5R45.3878DE100	2LP069.-0HE.0-8CF0	2KJ3508-9FK22-.HX1	-Z H1J+P00
	0.75	1.73	38405	3879	155400	O5R55.3879DE100	2LP069.-0HG.0-6CF0	2KJ3511-9FK22-.FW1	-Z H1J+H08+P00
	0.75	2.13	38405	3879	216200	O5R60.3879DE100	2LP069.-0HH.0-6CF0	2KJ3511-9FK22-.FW1	-Z H1J+H08+P00
	0.79	1.26	36480	3685	121300	O5R50.3685DE100	2LP069.-0HF.0-7CF0	2KJ3510-9FK22-.FX1	-Z H1J+H07+P00
	0.80	0.99	36132	3650	107700	O5R45.3650DE100	2LP069.-0HE.0-7CF0	2KJ3508-9FK22-.HW1	-Z H1J+P00
	0.84	1.93	34377	3472	155400	O5R55.3472DE100	2LP069.-0HG.0-5CF0	2KJ3511-9FK22-.FV1	-Z H1J+H08+P00
	0.84	2.37	34377	3472	216200	O5R60.3472DE100	2LP069.-0HH.0-5CF0	2KJ3511-9FK22-.FV1	-Z H1J+H08+P00
	0.88	1.09	32661	3299	107700	O5R45.3299DE100	2LP069.-0HE.0-6CF0	2KJ3510-9FK22-.FW1	-Z H1J+H07+P00
	0.88	1.41	32661	3299	121300	O5R50.3299DE100	2LP069.-0HF.0-6CF0	2KJ3510-9FK22-.FW1	-Z H1J+H07+P00
	0.93	0.83	30899	3121	80800	O5R40.3121DE100	2LP069.-0HD.0-0DF0	2KJ3507-9FK22-.FW1	-Z H1J+H06+P00
	0.98	2.26	29388	2969	155400	O5R55.2969DE100	2LP069.-0HG.0-4CF0	2KJ3511-9FK22-.FU1	-Z H1J+H08+P00
	0.98	2.78	29388	2969	216200	O5R60.2969DE100	2LP069.-0HH.0-4CF0	2KJ3511-9FK22-.FU1	-Z H1J+H08+P00
	0.99	0.88	29081	2937	80800	O5R40.2937DE100	2LP069.-0HD.0-8CF0	2KJ3507-9FK22-.FV1	-Z H1J+H06+P00
	1.0	1.25	28557	2885	107700	O5R45.2885DE100	2LP069.-0HE.0-5CF0	2KJ3510-9FK22-.FV1	-Z H1J+H07+P00
	1.0	1.61	28557	2885	121300	O5R50.2885DE100	2LP069.-0HF.0-5CF0	2KJ3510-9FK22-.FV1	-Z H1J+H07+P00
	1.1	0.74	27465	2774	76000	O5R37.2774DE100	2LP069.-0HC.0-5CF0	2KJ3507-9FK22-.FU1	-Z H1J+H06+P00
	1.1	0.93	27465	2774	80800	O5R40.2774DE100	2LP069.-0HD.0-7CF0	2KJ3507-9FK22-.FU1	-Z H1J+H06+P00
	1.1	2.53	26242	2651	155400	O5R55.2651DE100	2LP069.-0HG.0-2CF0	2KJ3511-9FK22-.FT1	-Z H1J+H08+P00
	1.2	0.87	23371	2361	76000	O5R37.2361DE100	2LP069.-0HC.0-4CF0	2KJ3507-9FK22-.FT1	-Z H1J+H06+P00
	1.2	1.03	24874	2513	80800	O5R40.2513DE100	2LP069.-0HD.0-6CF0	2KJ3508-9FK22-.FT1	-Z H1J+H06+P00
	1.2	1.46	24512	2476	107700	O5R45.2476DE100	2LP069.-0HE.0-4CF0	2KJ3510-9FK22-.FU1	-Z H1J+H07+P00
	1.2	1.87	24512	2476	121300	O5R50.2476DE100	2LP069.-0HF.0-4CF0	2KJ3510-9FK22-.FU1	-Z H1J+H07+P00
1.2	2.86	23194	2343	155400	O5R55.2343DE100	2LP069.-0HG.0-1CF0	2KJ3511-9FK22-.FS1	-Z H1J+H08+P00	
1.3	1.17	21871	2209	80800	O5R40.2209DE100	2LP069.-0HD.0-5CF0	2KJ3508-9FK22-.FS1	-Z H1J+H06+P00	
1.3	1.65	21667	2189	107700	O5R45.2189DE100	2LP069.-0HE.0-3CF0	2KJ3510-9FK22-.FT1	-Z H1J+H07+P00	
1.3	2.12	21667	2189	121300	O5R50.2189DE100	2LP069.-0HF.0-3CF0	2KJ3510-9FK22-.FT1	-Z H1J+H07+P00	
1.4	1.02	20020	2022	76000	O5R37.2022DE100	2LP069.-0HC.0-3CF0	2KJ3507-9FK22-.FS1	-Z H1J+H06+P00	
1.5	0.77	19796	2000	69400	O5R35.2000DE100	2LP069.-0HB.0-3CF0	2KJ3505-9FK22-.FT1	-Z H1J+H05+P00	
1.6	1.16	17603	1778	76000	O5R37.1778DE100	2LP069.-0HC.0-2CF0	2KJ3507-9FK22-.FR1	-Z H1J+H06+P00	
1.6	1.38	18452	1864	80800	O5R40.1864DE100	2LP069.-0HD.0-4CF0	2KJ3508-9FK22-.FR1	-Z H1J+H06+P00	
1.6	1.94	18424	1861	107700	O5R45.1861DE100	2LP069.-0HE.0-2CF0	2KJ3510-9FK22-.FS1	-Z H1J+H07+P00	
1.6	2.49	18424	1861	121300	O5R50.1861DE100	2LP069.-0HF.0-2CF0	2KJ3510-9FK22-.FS1	-Z H1J+H07+P00	
1.7	0.91	16854	1702	69400	O5R35.1702DE100	2LP069.-0HB.0-2CF0	2KJ3505-9FK22-.FS1	-Z H1J+H05+P00	
1.7	2.05	17425	1760	107700	O5R45.1760DE100	2LP069.-0HE.0-1CF0	2KJ3510-9FK22-.FR1	-Z H1J+H07+P00	
1.7	2.64	17425	1760	121300	O5R50.1760DE100	2LP069.-0HF.0-1CF0	2KJ3510-9FK22-.FR1	-Z H1J+H07+P00	
1.8	1.27	16082	1624	76000	O5R37.1624DE100	2LP069.-0HC.0-1CF0	2KJ3508-9FK22-.FQ1	-Z H1J+H06+P00	
1.8	1.59	16082	1624	80800	O5R40.1624DE100	2LP069.-0HD.0-3CF0	2KJ3508-9FK22-.FQ1	-Z H1J+H06+P00	
2.0	0.71	14446	1459	45500	O5R30.1459DE100	2LP069.-0HA.0-1CF0	2KJ3505-9FK22-.FR1	-Z H1J+H05+P00	
2.0	1.06	14446	1459	69400	O5R35.1459DE100	2LP069.-0HB.0-1CF0	2KJ3505-9FK22-.FR1	-Z H1J+H05+P00	
2.0	1.40	14537	1468	76000	O5R37.1468DE100	2LP069.-0HC.0-0CF0	2KJ3508-9FK22-.FP1	-Z H1J+H06+P00	

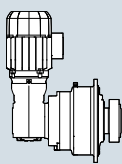
<sup>1)</sup> The specified values refer to continuous stresses. For infrequent, brief stresses please refer to Table 1 on page 4/2.



## Selection and ordering data (continued)

$P_N$ kW	$n_2$ rpm	$f_B$ -	$T_2$ Nm	$i_{total}$ -	$F_{R2,perm}^{1)}$ N	Short product description	FLENDER SIP planetary gear unit	SIMOGEAR geared motor	Order codes
							Article No.	Article No.	
3.0	2.0	1.75	14537	1468	80800	O5R40.1468DE100	2LP069.-0HD.0-2CF0	2KJ3508-9FK22-.FP1	-Z H1J+H06+P00
	2.0	2.44	14620	1477	107700	O5R45.1477DE100	2LP069.-0HE.0-0CF0	2KJ3510-9FK22-.FQ1	-Z H1J+H07+P00
	2.1	2.60	13760	1390	107700	O5R45.1390DE100	2LP069.-0HE.0-8BF0	2KJ3510-9FK22-.FP1	-Z H1J+H07+P00
	2.3	0.82	12440	1257	45500	O5R30.1257DE100	2LP069.-0HA.0-0BF0	2KJ3505-9FK22-.FQ1	-Z H1J+H05+P00
	2.3	1.23	12440	1257	69400	O5R35.1257DE100	2LP069.-0HB.0-0BF0	2KJ3505-9FK22-.FQ1	-Z H1J+H05+P00
	2.3	2.83	12625	1275	107700	O5R45.1275DE100	2LP069.-0HE.0-7BF0	2KJ3510-9FK22-.FN1	-Z H1J+H07+P00
	2.4	1.69	12062	1218	76000	O5R37.1218DE100	2LP069.-0HC.0-8BF0	2KJ3508-9FK22-.FN1	-Z H1J+H06+P00
	2.4	2.11	12062	1218	80800	O5R40.1218DE100	2LP069.-0HD.0-1CF0	2KJ3508-9FK22-.FN1	-Z H1J+H06+P00
	2.5	0.87	11663	1178	45500	O5R30.1178DE100	2LP069.-0HA.0-8BF0	2KJ3505-9FK22-.FP1	-Z H1J+H05+P00
	2.5	1.31	11663	1178	69400	O5R35.1178DE100	2LP069.-0HB.0-8BF0	2KJ3505-9FK22-.FP1	-Z H1J+H05+P00
	2.5	1.80	11352	1147	76000	O5R37.1147DE100	2LP069.-0HC.0-7BF0	2KJ3508-9FK22-.FM1	-Z H1J+H06+P00
	2.5	2.25	11352	1147	80800	O5R40.1147DE100	2LP069.-0HD.0-0CF0	2KJ3508-9FK22-.FM1	-Z H1J+H06+P00
	2.7	1.90	10722	1083	76000	O5R37.1083DE100	2LP069.-0HC.0-6BF0	2KJ3508-9FK22-.FL1	-Z H1J+H06+P00
	2.7	2.38	10722	1083	79800	O5R40.1083DE100	2LP069.-0HD.0-8BF0	2KJ3508-9FK22-.FL1	-Z H1J+H06+P00
	2.8	0.99	10326	1043	45500	O5R30.1043DE100	2LP069.-0HA.0-7BF0	2KJ3505-9FK22-.FN1	-Z H1J+H05+P00
	2.8	1.48	10326	1043	69400	O5R35.1043DE100	2LP069.-0HB.0-7BF0	2KJ3505-9FK22-.FN1	-Z H1J+H05+P00
	2.8	2.47	10309	1041	78800	O5R40.1041DE100	2LP069.-0HD.0-7BF0	2KJ3510-9FK22-.FS1	-Z H1J+H07+P00
	3.0	2.62	9750	985	77500	O5R40.985DE100	2LP069.-0HD.0-6BF0	2KJ3510-9FK22-.FR1	-Z H1J+H07+P00
	3.2	2.24	9123	922	73700	O5R37.922DE100	2LP069.-0HC.0-5BF0	2KJ3508-9FK22-.FK1	-Z H1J+H06+P00
	3.4	1.19	8595	868	45500	O5R30.868DE100	2LP069.-0HA.0-6BF0	2KJ3505-9FK22-.FM1	-Z H1J+H05+P00
	3.4	1.78	8595	868	66400	O5R35.868DE100	2LP069.-0HB.0-6BF0	2KJ3505-9FK22-.FM1	-Z H1J+H05+P00
	3.6	1.26	8089	817	44700	O5R30.817DE100	2LP069.-0HA.0-5BF0	2KJ3505-9FK22-.FL1	-Z H1J+H05+P00
	3.6	1.89	8089	817	65200	O5R35.817DE100	2LP069.-0HB.0-5BF0	2KJ3505-9FK22-.FL1	-Z H1J+H05+P00
	3.7	2.61	7815	789	70400	O5R37.789DE100	2LP069.-0HC.0-4BF0	2KJ3508-9FK22-.FJ1	-Z H1J+H06+P00
	4.0	1.41	7248	732	43300	O5R30.732DE100	2LP069.-0HA.0-4BF0	2KJ3505-9FK22-.FK1	-Z H1J+H05+P00
	4.0	2.11	7248	732	63100	O5R35.732DE100	2LP069.-0HB.0-4BF0	2KJ3505-9FK22-.FK1	-Z H1J+H05+P00
	4.2	2.97	6872	694	67700	O5R37.694DE100	2LP069.-0HC.0-3BF0	2KJ3508-9FK22-.FH1	-Z H1J+H06+P00
	4.7	1.65	6171	623	41200	O5R30.623DE100	2LP069.-0HA.0-3BF0	2KJ3505-9FK22-.FJ1	-Z H1J+H05+P00
	4.7	2.48	6171	623	60100	O5R35.623DE100	2LP069.-0HB.0-3BF0	2KJ3505-9FK22-.FJ1	-Z H1J+H05+P00
	5.4	1.93	5289	534	39400	O5R30.534DE100	2LP069.-0HA.0-2BF0	2KJ3505-9FK22-.FH1	-Z H1J+H05+P00
5.4	2.89	5289	534	57400	O5R35.534DE100	2LP069.-0HB.0-2BF0	2KJ3505-9FK22-.FH1	-Z H1J+H05+P00	
6.3	2.24	4555	460	37600	O5R30.460DE100	2LP069.-0HA.0-1BF0	2KJ3505-9FK22-.FG1	-Z H1J+H05+P00	
6.7	2.36	4324	437	37000	O5R30.437DE100	2LP069.-0HA.0-0AF0	2KJ3505-9FK22-.FF1	-Z H1J+H05+P00	
7.1	2.51	4070	411	36400	O5R30.411DE100	2LP069.-0HA.0-8AF0	2KJ3505-9FK22-.FE1	-Z H1J+H05+P00	
7.9	2.80	3647	368	35200	O5R30.368DE100	2LP069.-0HA.0-7AF0	2KJ3505-9FK22-.FD1	-Z H1J+H05+P00	
4.0	0.34	0.72	113039	8763	216200	O5R60.8763DE112	2LP069.-0HH.0-5DG0	2KJ3511-9GG22-.FG2	-Z H1J+H08+P00
	0.37	0.80	102540	7949	216200	O5R60.7949DE112	2LP069.-0HH.0-4DG0	2KJ3511-9GG22-.FF2	-Z H1J+H08+P00
	0.40	0.70	94652	7337	155400	O5R55.7337DE112	2LP069.-0HG.0-3DG0	2KJ3511-9GG22-.FE2	-Z H1J+H08+P00
	0.40	0.86	94652	7337	216200	O5R60.7337DE112	2LP069.-0HH.0-3DG0	2KJ3511-9GG22-.FE2	-Z H1J+H08+P00
	0.44	0.77	86041	6670	155400	O5R55.6670DE112	2LP069.-0HG.0-2DG0	2KJ3511-9GG22-.FD2	-Z H1J+H08+P00
	0.44	0.95	86041	6670	216200	O5R60.6670DE112	2LP069.-0HH.0-2DG0	2KJ3511-9GG22-.FD2	-Z H1J+H08+P00
	0.52	0.91	72857	5648	155400	O5R55.5648DE112	2LP069.-0HG.0-1DG0	2KJ3511-9GG22-.FC2	-Z H1J+H08+P00
	0.52	1.12	72857	5648	216200	O5R60.5648DE112	2LP069.-0HH.0-1DG0	2KJ3511-9GG22-.FC2	-Z H1J+H08+P00
	0.55	0.97	68572	5316	155400	O5R55.5316DE112	2LP069.-0HG.0-0DG0	2KJ3511-9GG22-.FB2	-Z H1J+H08+P00
	0.55	1.19	68572	5316	216200	O5R60.5316DE112	2LP069.-0HH.0-0DG0	2KJ3511-9GG22-.FB2	-Z H1J+H08+P00
0.60	0.73	63018	4885	121300	O5R50.4885DE112	2LP069.-0HF.0-1DG0	2KJ3510-9GG22-.FC2	-Z H1J+H07+P00	
0.60	1.05	63323	4909	155400	O5R55.4909DE112	2LP069.-0HG.0-8CG0	2KJ3511-9GG22-.FA2	-Z H1J+H08+P00	
0.60	1.29	63323	4909	216200	O5R60.4909DE112	2LP069.-0HH.0-8CG0	2KJ3511-9GG22-.FA2	-Z H1J+H08+P00	

<sup>1)</sup> The specified values refer to continuous stresses. For infrequent, brief stresses please refer to Table 1 on page 4/2.



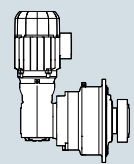
## Planetary geared motors, right-angled

### 2-pole geared motors

#### Selection and ordering data (continued)

$P_N$ kW	$n_2$ rpm	$f_B$ -	$T_2$ Nm	$i_{total}$ -	$F_{R2,perm}^{1)}$ N	Short product description	FLENDER SIP	SIMOGEAR	Order codes
							planetary gear unit	geared motor	
							Article No.	Article No.	
4.0	0.64	0.77	59311	4598	121300	O5R50.4598DE112	2LP069.-0HF.0-0DG0	2KJ3510-9GG22-.FB2	-Z H1J+H07+P00
	0.68	1.18	56343	4368	155400	O5R55.4368DE112	2LP069.-0HG.0-7CG0	2KJ3511-9GG22-.FX1	-Z H1J+H08+P00
	0.68	1.45	56343	4368	216200	O5R60.4368DE112	2LP069.-0HH.0-7CG0	2KJ3511-9GG22-.FX1	-Z H1J+H08+P00
	0.70	0.84	54416	4218	121300	O5R50.4218DE112	2LP069.-0HF.0-8CG0	2KJ3510-9GG22-.FA2	-Z H1J+H07+P00
	0.76	1.33	50043	3879	155400	O5R55.3879DE112	2LP069.-0HG.0-6CG0	2KJ3511-9GG22-.FW1	-Z H1J+H08+P00
	0.76	1.63	50043	3879	216200	O5R60.3879DE112	2LP069.-0HH.0-6CG0	2KJ3511-9GG22-.FW1	-Z H1J+H08+P00
	0.80	0.97	47534	3685	121300	O5R50.3685DE112	2LP069.-0HF.0-7CG0	2KJ3510-9GG22-.FX1	-Z H1J+H07+P00
	0.81	0.76	47081	3650	107700	O5R45.3650DE112	2LP069.-0HE.0-7CG0	2KJ3508-9GG22-.HW1	-Z H1J+P00
	0.85	1.48	44794	3472	155400	O5R55.3472DE112	2LP069.-0HG.0-5CG0	2KJ3511-9GG22-.FV1	-Z H1J+H08+P00
	0.85	1.82	44794	3472	216200	O5R60.3472DE112	2LP069.-0HH.0-5CG0	2KJ3511-9GG22-.FV1	-Z H1J+H08+P00
	0.89	0.84	42558	3299	107700	O5R45.3299DE112	2LP069.-0HE.0-6CG0	2KJ3510-9GG22-.FW1	-Z H1J+H07+P00
	0.89	1.08	42558	3299	121300	O5R50.3299DE112	2LP069.-0HF.0-6CG0	2KJ3510-9GG22-.FW1	-Z H1J+H07+P00
	0.99	1.73	38294	2969	155400	O5R55.2969DE112	2LP069.-0HG.0-4CG0	2KJ3511-9GG22-.FU1	-Z H1J+H08+P00
	0.99	2.13	38294	2969	216200	O5R60.2969DE112	2LP069.-0HH.0-4CG0	2KJ3511-9GG22-.FU1	-Z H1J+H08+P00
	1.0	0.96	37211	2885	107700	O5R45.2885DE112	2LP069.-0HE.0-5CG0	2KJ3510-9GG22-.FV1	-Z H1J+H07+P00
	1.0	1.23	37211	2885	121300	O5R50.2885DE112	2LP069.-0HF.0-5CG0	2KJ3510-9GG22-.FV1	-Z H1J+H07+P00
	1.1	1.94	34194	2651	155400	O5R55.2651DE112	2LP069.-0HG.0-2CG0	2KJ3511-9GG22-.FT1	-Z H1J+H08+P00
	1.1	2.39	34194	2651	216200	O5R60.2651DE112	2LP069.-0HH.0-3CG0	2KJ3511-9GG22-.FT1	-Z H1J+H08+P00
	1.2	0.79	32412	2513	80800	O5R40.2513DE112	2LP069.-0HD.0-6CG0	2KJ3508-9GG22-.FT1	-Z H1J+H06+P00
	1.2	1.12	31940	2476	107700	O5R45.2476DE112	2LP069.-0HE.0-4CG0	2KJ3510-9GG22-.FU1	-Z H1J+H07+P00
	1.2	1.44	31940	2476	121300	O5R50.2476DE112	2LP069.-0HF.0-4CG0	2KJ3510-9GG22-.FU1	-Z H1J+H07+P00
	1.3	0.90	28498	2209	80800	O5R40.2209DE112	2LP069.-0HD.0-5CG0	2KJ3508-9GG22-.FS1	-Z H1J+H06+P00
	1.3	2.19	30222	2343	155400	O5R55.2343DE112	2LP069.-0HG.0-1CG0	2KJ3511-9GG22-.FS1	-Z H1J+H08+P00
	1.3	2.70	30222	2343	216200	O5R60.2343DE112	2LP069.-0HH.0-2CG0	2KJ3511-9GG22-.FS1	-Z H1J+H08+P00
	1.4	1.27	28232	2189	107700	O5R45.2189DE112	2LP069.-0HE.0-3CG0	2KJ3510-9GG22-.FT1	-Z H1J+H07+P00
	1.4	1.63	28232	2189	121300	O5R50.2189DE112	2LP069.-0HF.0-3CG0	2KJ3510-9GG22-.FT1	-Z H1J+H07+P00
	1.4	2.50	26522	2056	155400	O5R55.2056DE112	2LP069.-0HG.0-0CG0	2KJ3511-9GG22-.FR1	-Z H1J+H08+P00
	1.5	0.78	26087	2022	76000	O5R37.2022DE112	2LP069.-0HC.0-3CG0	2KJ3507-9GG22-.FS1	-Z H1J+H06+P00
	1.6	1.06	24043	1864	80800	O5R40.1864DE112	2LP069.-0HD.0-4CG0	2KJ3508-9GG22-.FR1	-Z H1J+H06+P00
	1.6	1.49	24007	1861	107700	O5R45.1861DE112	2LP069.-0HE.0-2CG0	2KJ3510-9GG22-.FS1	-Z H1J+H07+P00
1.6	1.91	24007	1861	121300	O5R50.1861DE112	2LP069.-0HF.0-2CG0	2KJ3510-9GG22-.FS1	-Z H1J+H07+P00	
1.7	0.89	22937	1778	76000	O5R37.1778DE112	2LP069.-0HC.0-2CG0	2KJ3507-9GG22-.FR1	-Z H1J+H06+P00	
1.7	1.57	22705	1760	107700	O5R45.1760DE112	2LP069.-0HE.0-1CG0	2KJ3510-9GG22-.FR1	-Z H1J+H07+P00	
1.7	2.02	22705	1760	121300	O5R50.1760DE112	2LP069.-0HF.0-1CG0	2KJ3510-9GG22-.FR1	-Z H1J+H07+P00	
1.7	2.87	23089	1790	155400	O5R55.1790DE112	2LP069.-0HG.0-8BG0	2KJ3511-9GG22-.FQ1	-Z H1J+H08+P00	
1.8	0.97	20955	1624	76000	O5R37.1624DE112	2LP069.-0HC.0-1CG0	2KJ3508-9GG22-.FQ1	-Z H1J+H06+P00	
1.8	1.22	20955	1624	80800	O5R40.1624DE112	2LP069.-0HD.0-3CG0	2KJ3508-9GG22-.FQ1	-Z H1J+H06+P00	
2.0	0.81	18824	1459	69400	O5R35.1459DE112	2LP069.-0HB.0-1CG0	2KJ3505-9GG22-.FR1	-Z H1J+H05+P00	
2.0	1.08	18942	1468	76000	O5R37.1468DE112	2LP069.-0HC.0-0CG0	2KJ3508-9GG22-.FP1	-Z H1J+H06+P00	
2.0	1.35	18942	1468	80800	O5R40.1468DE112	2LP069.-0HD.0-2CG0	2KJ3508-9GG22-.FP1	-Z H1J+H06+P00	
2.0	1.87	19051	1477	107700	O5R45.1477DE112	2LP069.-0HE.0-0CG0	2KJ3510-9GG22-.FQ1	-Z H1J+H07+P00	
2.0	2.41	19051	1477	121300	O5R50.1477DE112	2LP069.-0HF.0-0CG0	2KJ3510-9GG22-.FQ1	-Z H1J+H07+P00	
2.1	1.99	17930	1390	107700	O5R45.1390DE112	2LP069.-0HE.0-8BG0	2KJ3510-9GG22-.FP1	-Z H1J+H07+P00	
2.1	2.56	17930	1390	121300	O5R50.1390DE112	2LP069.-0HF.0-8BG0	2KJ3510-9GG22-.FP1	-Z H1J+H07+P00	
2.3	2.17	16450	1275	107700	O5R45.1275DE112	2LP069.-0HE.0-7BG0	2KJ3510-9GG22-.FN1	-Z H1J+H07+P00	
2.3	2.79	16450	1275	121300	O5R50.1275DE112	2LP069.-0HF.0-7BG0	2KJ3510-9GG22-.FN1	-Z H1J+H07+P00	
2.4	0.94	16209	1257	69400	O5R35.1257DE112	2LP069.-0HB.0-0BG0	2KJ3505-9GG22-.FQ1	-Z H1J+H05+P00	
2.4	1.30	15717	1218	76000	O5R37.1218DE112	2LP069.-0HC.0-8BG0	2KJ3508-9GG22-.FN1	-Z H1J+H06+P00	

<sup>1)</sup> The specified values refer to continuous stresses. For infrequent, brief stresses please refer to Table 1 on page 4/2.

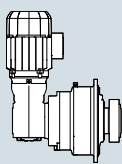


## Selection and ordering data (continued)

$P_N$ kW	$n_2$ rpm	$f_B$ -	$T_2$ Nm	$i_{total}$ -	$F_{R2,perm}^{1)}$ N	Short product description	FLENDER SIP	SIMOGEAR	Order codes
							planetary gear unit	geared motor	
							Article No.	Article No.	
4.0	2.4	1.62	15717	1218	80800	O5R40.1218DE112	2LP069.-0HD.0-1CG0	2KJ3508-9GG22-.FN1	-Z H1J+H06+P00
	2.5	1.01	15198	1178	69400	O5R35.1178DE112	2LP069.-0HB.0-8BG0	2KJ3505-9GG22-.FP1	-Z H1J+H05+P00
	2.6	1.38	14792	1147	76000	O5R37.1147DE112	2LP069.-0HC.0-7BG0	2KJ3508-9GG22-.FM1	-Z H1J+H06+P00
	2.6	1.72	14792	1147	80800	O5R40.1147DE112	2LP069.-0HD.0-0CG0	2KJ3508-9GG22-.FM1	-Z H1J+H06+P00
	2.7	1.46	13971	1083	76000	O5R37.1083DE112	2LP069.-0HC.0-6BG0	2KJ3508-9GG22-.FL1	-Z H1J+H06+P00
	2.7	1.83	13971	1083	79400	O5R40.1083DE112	2LP069.-0HD.0-8BG0	2KJ3508-9GG22-.FL1	-Z H1J+H06+P00
	2.7	2.49	14370	1114	107700	O5R45.1114DE112	2LP069.-0HE.0-6BG0	2KJ3510-9GG22-.FM1	-Z H1J+H07+P00
	2.8	0.76	13456	1043	45500	O5R30.1043DE112	2LP069.-0HA.0-7BG0	2KJ3505-9GG22-.FN1	-Z H1J+H05+P00
	2.8	1.14	13456	1043	69400	O5R35.1043DE112	2LP069.-0HB.0-7BG0	2KJ3505-9GG22-.FN1	-Z H1J+H05+P00
	2.8	1.90	13433	1041	78500	O5R40.1041DE112	2LP069.-0HD.0-7BG0	2KJ3510-9GG22-.FS1	-Z H1J+H07+P00
	3.0	2.01	12704	985	77200	O5R40.985DE112	2LP069.-0HD.0-6BG0	2KJ3510-9GG22-.FR1	-Z H1J+H07+P00
	3.0	2.78	12865	997	106700	O5R45.997DE112	2LP069.-0HE.0-5BG0	2KJ3510-9GG22-.FL1	-Z H1J+H07+P00
	3.2	1.72	11888	922	73400	O5R37.922DE112	2LP069.-0HC.0-5BG0	2KJ3508-9GG22-.FK1	-Z H1J+H06+P00
	3.4	0.91	11199	868	45300	O5R30.868DE112	2LP069.-0HA.0-6BG0	2KJ3505-9GG22-.FM1	-Z H1J+H05+P00
	3.4	1.37	11199	868	66100	O5R35.868DE112	2LP069.-0HB.0-6BG0	2KJ3505-9GG22-.FM1	-Z H1J+H05+P00
	3.6	0.97	10541	817	44500	O5R30.817DE112	2LP069.-0HA.0-5BG0	2KJ3505-9GG22-.FL1	-Z H1J+H05+P00
	3.6	1.45	10541	817	64900	O5R35.817DE112	2LP069.-0HB.0-5BG0	2KJ3505-9GG22-.FL1	-Z H1J+H05+P00
	3.6	2.39	10659	826	73200	O5R40.826DE112	2LP069.-0HD.0-5BG0	2KJ3510-9GG22-.FQ1	-Z H1J+H07+P00
	3.7	2.00	10184	789	70000	O5R37.789DE112	2LP069.-0HC.0-4BG0	2KJ3508-9GG22-.FJ1	-Z H1J+H06+P00
	3.8	2.54	10032	778	71900	O5R40.778DE112	2LP069.-0HD.0-4BG0	2KJ3510-9GG22-.FP1	-Z H1J+H07+P00
	4.0	1.08	9445	732	43100	O5R30.732DE112	2LP069.-0HA.0-4BG0	2KJ3505-9GG22-.FK1	-Z H1J+H05+P00
	4.0	1.62	9445	732	62800	O5R35.732DE112	2LP069.-0HB.0-4BG0	2KJ3505-9GG22-.FK1	-Z H1J+H05+P00
	4.1	2.77	9204	714	70000	O5R40.714DE112	2LP069.-0HD.0-3BG0	2KJ3510-9GG22-.FN1	-Z H1J+H07+P00
	4.3	2.28	8954	694	67400	O5R37.694DE112	2LP069.-0HC.0-3BG0	2KJ3508-9GG22-.FH1	-Z H1J+H06+P00
	4.7	1.27	8041	623	41000	O5R30.623DE112	2LP069.-0HA.0-3BG0	2KJ3505-9GG22-.FJ1	-Z H1J+H05+P00
	4.7	1.90	8041	623	59800	O5R35.623DE112	2LP069.-0HB.0-3BG0	2KJ3505-9GG22-.FJ1	-Z H1J+H05+P00
	5.0	2.70	7554	586	64000	O5R37.586DE112	2LP069.-0HC.0-2BG0	2KJ3508-9GG22-.FG1	-Z H1J+H06+P00
	5.3	2.84	7199	558	63100	O5R37.558DE112	2LP069.-0HC.0-1BG0	2KJ3510-9GG22-.FL1	-Z H1J+H07+P00
	5.5	1.48	6892	534	39200	O5R30.534DE112	2LP069.-0HA.0-2BG0	2KJ3505-9GG22-.FH1	-Z H1J+H05+P00
	5.5	2.22	6892	534	57100	O5R35.534DE112	2LP069.-0HB.0-2BG0	2KJ3505-9GG22-.FH1	-Z H1J+H05+P00
	6.4	1.72	5935	460	37500	O5R30.460DE112	2LP069.-0HA.0-1BG0	2KJ3505-9GG22-.FG1	-Z H1J+H05+P00
	6.4	2.58	5935	460	54600	O5R35.460DE112	2LP069.-0HB.0-1BG0	2KJ3505-9GG22-.FG1	-Z H1J+H05+P00
	6.7	2.69	5698	442	54000	O5R35.442DE112	2LP069.-0HB.0-0BG0	2KJ3508-9GG22-.FJ1	-Z H1J+H06+P00
6.8	1.81	5635	437	36900	O5R30.437DE112	2LP069.-0HA.0-0AG0	2KJ3505-9GG22-.FF1	-Z H1J+H05+P00	
7.0	2.83	5403	419	53100	O5R35.419DE112	2LP069.-0HB.0-8AG0	2KJ3510-9GG22-.HJ1	-Z H1J+P00	
7.2	1.92	5303	411	36200	O5R30.411DE112	2LP069.-0HA.0-8AG0	2KJ3505-9GG22-.FE1	-Z H1J+H05+P00	
8.0	2.15	4752	368	35000	O5R30.368DE112	2LP069.-0HA.0-7AG0	2KJ3505-9GG22-.FD1	-Z H1J+H05+P00	
9.4	2.52	4045	314	33400	O5R30.314DE112	2LP069.-0HA.0-6AG0	2KJ3505-9GG22-.FC1	-Z H1J+H05+P00	
11.0	2.94	3468	269	31900	O5R30.269DE112	2LP069.-0HA.0-5AG0	2KJ3505-9GG22-.FB1	-Z H1J+H05+P00	
5.5	0.52	0.81	100532	5648	216200	O5R60.5648DE132	2LP069.-0HH.0-1DH0	2KJ3511-9HE22-.FC2	-Z H1J+H08+P00
	0.55	0.70	94618	5316	155400	O5R55.5316DE132	2LP069.-0HG.0-0DH0	2KJ3511-9HE22-.FB2	-Z H1J+H08+P00
	0.55	0.86	94618	5316	216200	O5R60.5316DE132	2LP069.-0HH.0-0DH0	2KJ3511-9HE22-.FB2	-Z H1J+H08+P00
	0.60	0.76	87376	4909	155400	O5R55.4909DE132	2LP069.-0HG.0-8CH0	2KJ3511-9HE22-.FA2	-Z H1J+H08+P00
	0.60	0.93	87376	4909	216200	O5R60.4909DE132	2LP069.-0HH.0-8CH0	2KJ3511-9HE22-.FA2	-Z H1J+H08+P00
	0.68	0.85	77745	4368	155400	O5R55.4368DE132	2LP069.-0HG.0-7CH0	2KJ3511-9HE22-.FX1	-Z H1J+H08+P00
	0.68	1.05	77745	4368	216200	O5R60.4368DE132	2LP069.-0HH.0-7CH0	2KJ3511-9HE22-.FX1	-Z H1J+H08+P00
	0.76	0.96	69052	3879	155400	O5R55.3879DE132	2LP069.-0HG.0-6CH0	2KJ3511-9HE22-.FW1	-Z H1J+H08+P00
	0.76	1.18	69052	3879	216200	O5R60.3879DE132	2LP069.-0HH.0-6CH0	2KJ3511-9HE22-.FW1	-Z H1J+H08+P00

<sup>1)</sup> The specified values refer to continuous stresses. For infrequent, brief stresses please refer to Table 1 on page 4/2.





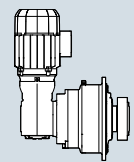
## Planetary geared motors, right-angled

### 2-pole geared motors

#### Selection and ordering data (continued)

$P_N$ kW	$n_2$ rpm	$f_B$ -	$T_2$ Nm	$i_{total}$ -	$F_{R2,perm}^{1)}$ N	Short product description	FLENDER SIP planetary gear unit	SIMOGEAR geared motor	Order codes
							Article No.	Article No.	
5.5	0.80	0.70	65589	3685	121300	O5R50.3685DE132	2LP069.-0HF.0-7CH0	2KJ3510-9HE22-.FX1	-Z H1J+H07+P00
	0.85	1.07	61808	3472	155400	O5R55.3472DE132	2LP069.-0HG.0-5CH0	2KJ3511-9HE22-.FV1	-Z H1J+H08+P00
	0.85	1.32	61808	3472	216200	O5R60.3472DE132	2LP069.-0HH.0-5CH0	2KJ3511-9HE22-.FV1	-Z H1J+H08+P00
	0.89	0.78	58723	3299	121300	O5R50.3299DE132	2LP069.-0HF.0-6CH0	2KJ3510-9HE22-.FW1	-Z H1J+H07+P00
	0.99	1.26	52840	2969	155400	O5R55.2969DE132	2LP069.-0HG.0-4CH0	2KJ3511-9HE22-.FU1	-Z H1J+H08+P00
	0.99	1.54	52840	2969	216200	O5R60.2969DE132	2LP069.-0HH.0-4CH0	2KJ3511-9HE22-.FU1	-Z H1J+H08+P00
	1.0	0.70	51345	2885	107700	O5R45.2885DE132	2LP069.-0HE.0-5CH0	2KJ3510-9HE22-.FV1	-Z H1J+H07+P00
	1.0	0.89	51345	2885	121300	O5R50.2885DE132	2LP069.-0HF.0-5CH0	2KJ3510-9HE22-.FV1	-Z H1J+H07+P00
	1.1	1.41	47183	2651	155400	O5R55.2651DE132	2LP069.-0HG.0-2CH0	2KJ3511-9HE22-.FT1	-Z H1J+H08+P00
	1.1	1.73	47183	2651	216200	O5R60.2651DE132	2LP069.-0HH.0-3CH0	2KJ3511-9HE22-.FT1	-Z H1J+H08+P00
	1.2	0.81	44072	2476	107700	O5R45.2476DE132	2LP069.-0HE.0-4CH0	2KJ3510-9HE22-.FU1	-Z H1J+H07+P00
	1.2	1.04	44072	2476	121300	O5R50.2476DE132	2LP069.-0HF.0-4CH0	2KJ3510-9HE22-.FU1	-Z H1J+H07+P00
	1.3	1.59	41702	2343	155400	O5R55.2343DE132	2LP069.-0HG.0-1CH0	2KJ3511-9HE22-.FS1	-Z H1J+H08+P00
	1.3	1.96	41702	2343	216200	O5R60.2343DE132	2LP069.-0HH.0-2CH0	2KJ3511-9HE22-.FS1	-Z H1J+H08+P00
	1.4	0.92	38956	2189	107700	O5R45.2189DE132	2LP069.-0HE.0-3CH0	2KJ3510-9HE22-.FT1	-Z H1J+H07+P00
	1.4	1.18	38956	2189	121300	O5R50.2189DE132	2LP069.-0HF.0-3CH0	2KJ3510-9HE22-.FT1	-Z H1J+H07+P00
	1.4	1.81	36596	2056	155400	O5R55.2056DE132	2LP069.-0HG.0-0CH0	2KJ3511-9HE22-.FR1	-Z H1J+H08+P00
	1.4	2.23	36596	2056	216200	O5R60.2056DE132	2LP069.-0HH.0-1CH0	2KJ3511-9HE22-.FR1	-Z H1J+H08+P00
	1.6	0.77	33176	1864	80800	O5R40.1864DE132	2LP069.-0HD.0-4CH0	2KJ3508-9HE22-.FR1	-Z H1J+H06+P00
	1.6	1.08	33126	1861	107700	O5R45.1861DE132	2LP069.-0HE.0-2CH0	2KJ3510-9HE22-.FS1	-Z H1J+H07+P00
	1.6	1.39	33126	1861	121300	O5R50.1861DE132	2LP069.-0HF.0-2CH0	2KJ3510-9HE22-.FS1	-Z H1J+H07+P00
	1.7	1.14	31330	1760	107700	O5R45.1760DE132	2LP069.-0HE.0-1CH0	2KJ3510-9HE22-.FR1	-Z H1J+H07+P00
	1.7	1.47	31330	1760	121300	O5R50.1760DE132	2LP069.-0HF.0-1CH0	2KJ3510-9HE22-.FR1	-Z H1J+H07+P00
	1.7	2.08	31859	1790	155400	O5R55.1790DE132	2LP069.-0HG.0-8BH0	2KJ3511-9HE22-.FQ1	-Z H1J+H08+P00
	1.7	2.56	31859	1790	216200	O5R60.1790DE132	2LP069.-0HH.0-0CH0	2KJ3511-9HE22-.FQ1	-Z H1J+H08+P00
	1.8	0.88	28915	1624	80800	O5R40.1624DE132	2LP069.-0HD.0-3CH0	2KJ3508-9HE22-.FQ1	-Z H1J+H06+P00
	1.9	2.44	27234	1530	155400	O5R55.1530DE132	2LP069.-0HG.0-7BH0	2KJ3511-9HE22-.FP1	-Z H1J+H08+P00
	1.9	3.00	27234	1530	216200	O5R60.1530DE132	2LP069.-0HH.0-8BH0	2KJ3511-9HE22-.FP1	-Z H1J+H08+P00
	2.0	0.78	26137	1468	76000	O5R37.1468DE132	2LP069.-0HC.0-0CH0	2KJ3508-9HE22-.FP1	-Z H1J+H06+P00
	2.0	0.98	26137	1468	80800	O5R40.1468DE132	2LP069.-0HD.0-2CH0	2KJ3508-9HE22-.FP1	-Z H1J+H06+P00
	2.0	1.36	26287	1477	107700	O5R45.1477DE132	2LP069.-0HE.0-0CH0	2KJ3510-9HE22-.FQ1	-Z H1J+H07+P00
	2.0	1.75	26287	1477	121300	O5R50.1477DE132	2LP069.-0HF.0-0CH0	2KJ3510-9HE22-.FQ1	-Z H1J+H07+P00
	2.1	1.44	24741	1390	107700	O5R45.1390DE132	2LP069.-0HE.0-8BH0	2KJ3510-9HE22-.FP1	-Z H1J+H07+P00
2.1	1.86	24741	1390	121300	O5R50.1390DE132	2LP069.-0HF.0-8BH0	2KJ3510-9HE22-.FP1	-Z H1J+H07+P00	
2.3	1.57	22699	1275	107700	O5R45.1275DE132	2LP069.-0HE.0-7BH0	2KJ3510-9HE22-.FN1	-Z H1J+H07+P00	
2.3	2.02	22699	1275	121300	O5R50.1275DE132	2LP069.-0HF.0-7BH0	2KJ3510-9HE22-.FN1	-Z H1J+H07+P00	
2.3	2.85	23312	1310	153600	O5R55.1310DE132	2LP069.-0HG.0-6BH0	2KJ3511-9HE22-.FN1	-Z H1J+H08+P00	
2.4	0.94	21687	1218	76000	O5R37.1218DE132	2LP069.-0HC.0-8BH0	2KJ3508-9HE22-.FN1	-Z H1J+H06+P00	
2.4	1.18	21687	1218	80800	O5R40.1218DE132	2LP069.-0HD.0-1CH0	2KJ3508-9HE22-.FN1	-Z H1J+H06+P00	
2.6	1.00	20411	1147	76000	O5R37.1147DE132	2LP069.-0HC.0-7BH0	2KJ3508-9HE22-.FM1	-Z H1J+H06+P00	
2.6	1.25	20411	1147	80800	O5R40.1147DE132	2LP069.-0HD.0-0CH0	2KJ3508-9HE22-.FM1	-Z H1J+H06+P00	
2.7	1.06	19277	1083	76000	O5R37.1083DE132	2LP069.-0HC.0-6BH0	2KJ3508-9HE22-.FL1	-Z H1J+H06+P00	
2.7	1.32	19277	1083	79400	O5R40.1083DE132	2LP069.-0HD.0-8BH0	2KJ3508-9HE22-.FL1	-Z H1J+H06+P00	
2.7	1.80	19828	1114	107700	O5R45.1114DE132	2LP069.-0HE.0-6BH0	2KJ3510-9HE22-.FM1	-Z H1J+H07+P00	
2.7	2.32	19828	1114	118300	O5R50.1114DE132	2LP069.-0HF.0-6BH0	2KJ3510-9HE22-.FM1	-Z H1J+H07+P00	
2.8	0.82	18567	1043	69400	O5R35.1043DE132	2LP069.-0HB.0-7BH0	2KJ3505-9HE22-.FN1	-Z H1J+H05+P00	
2.8	1.38	18535	1041	78500	O5R40.1041DE132	2LP069.-0HD.0-7BH0	2KJ3510-9HE22-.FS1	-Z H1J+H07+P00	
3.0	1.46	17530	985	77200	O5R40.985DE132	2LP069.-0HD.0-6BH0	2KJ3510-9HE22-.FR1	-Z H1J+H07+P00	

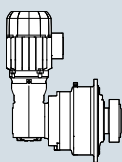
<sup>1)</sup> The specified values refer to continuous stresses. For infrequent, brief stresses please refer to Table 1 on page 4/2.



## Selection and ordering data (continued)

$P_N$ kW	$n_2$ rpm	$f_B$ -	$T_2$ Nm	$i_{total}$ -	$F_{R2,perm}^{1)}$ N	Short product description	FLENDER SIP	SIMOGEAR	Order codes
							planetary gear unit	geared motor	
							Article No.	Article No.	
5.5	3.0	2.01	17752	997	106700	O5R45.997DE132	2LP069.-0HE.0-5BH0	2KJ3510-9HE22-.FL1	-Z H1J+H07+P00
	3.0	2.59	17752	997	114400	O5R50.997DE132	2LP069.-0HF.0-5BH0	2KJ3510-9HE22-.FL1	-Z H1J+H07+P00
	3.2	1.24	16403	922	73400	O5R37.922DE132	2LP069.-0HC.0-5BH0	2KJ3508-9HE22-.FK1	-Z H1J+H06+P00
	3.4	0.99	15453	868	66100	O5R35.868DE132	2LP069.-0HB.0-6BH0	2KJ3505-9HE22-.FM1	-Z H1J+H05+P00
	3.4	2.30	15522	872	102400	O5R45.872DE132	2LP069.-0HE.0-4BH0	2KJ3510-9HE22-.FK1	-Z H1J+H07+P00
	3.4	2.96	15522	872	109900	O5R50.872DE132	2LP069.-0HF.0-4BH0	2KJ3510-9HE22-.FK1	-Z H1J+H07+P00
	3.6	0.70	14544	817	44500	O5R30.817DE132	2LP069.-0HA.0-5BH0	2KJ3505-9HE22-.FL1	-Z H1J+H06+P00
	3.6	1.05	14544	817	64900	O5R35.817DE132	2LP069.-0HB.0-5BH0	2KJ3505-9HE22-.FL1	-Z H1J+H05+P00
	3.6	1.73	14708	826	73200	O5R40.826DE132	2LP069.-0HD.0-5BH0	2KJ3510-9HE22-.FQ1	-Z H1J+H07+P00
	3.7	1.45	14052	789	70000	O5R37.789DE132	2LP069.-0HC.0-4BH0	2KJ3508-9HE22-.FJ1	-Z H1J+H06+P00
	3.8	1.84	13843	778	71900	O5R40.778DE132	2LP069.-0HD.0-4BH0	2KJ3510-9HE22-.FP1	-Z H1J+H07+P00
	3.9	2.68	13323	748	97900	O5R45.748DE132	2LP069.-0HE.0-3BH0	2KJ3510-9HE22-.FJ1	-Z H1J+H07+P00
	4.0	0.78	13032	732	43100	O5R30.732DE132	2LP069.-0HA.0-4BH0	2KJ3505-9HE22-.FK1	-Z H1J+H06+P00
	4.0	1.17	13032	732	62800	O5R35.732DE132	2LP069.-0HB.0-4BH0	2KJ3505-9HE22-.FK1	-Z H1J+H05+P00
	4.1	2.01	12700	714	70000	O5R40.714DE132	2LP069.-0HD.0-3BH0	2KJ3510-9HE22-.FN1	-Z H1J+H07+P00
	4.3	1.65	12355	694	67400	O5R37.694DE132	2LP069.-0HC.0-3BH0	2KJ3508-9HE22-.FH1	-Z H1J+H06+P00
	4.7	0.92	11095	623	41000	O5R30.623DE132	2LP069.-0HA.0-3BH0	2KJ3505-9HE22-.FJ1	-Z H1J+H06+P00
	4.7	1.38	11095	623	59800	O5R35.623DE132	2LP069.-0HB.0-3BH0	2KJ3505-9HE22-.FJ1	-Z H1J+H05+P00
	4.7	2.30	11094	623	67300	O5R40.623DE132	2LP069.-0HD.0-2BH0	2KJ3510-9HE22-.FM1	-Z H1J+H07+P00
	5.0	1.96	10424	586	64000	O5R37.586DE132	2LP069.-0HC.0-2BH0	2KJ3508-9HE22-.FG1	-Z H1J+H06+P00
	5.3	2.05	9933	558	63100	O5R37.558DE132	2LP069.-0HC.0-1BH0	2KJ3510-9HE22-.FL1	-Z H1J+H07+P00
	5.3	2.57	9933	558	65100	O5R40.558DE132	2LP069.-0HD.0-1BH0	2KJ3510-9HE22-.FL1	-Z H1J+H07+P00
	5.5	1.07	9510	534	39200	O5R30.534DE132	2LP069.-0HA.0-2BH0	2KJ3505-9HE22-.FH1	-Z H1J+H06+P00
	5.5	1.61	9510	534	57100	O5R35.534DE132	2LP069.-0HB.0-2BH0	2KJ3505-9HE22-.FH1	-Z H1J+H05+P00
	6.1	2.35	8685	488	60600	O5R37.488DE132	2LP069.-0HC.0-0BH0	2KJ3510-9HE22-.FK1	-Z H1J+H07+P00
	6.1	2.94	8685	488	62500	O5R40.488DE132	2LP069.-0HD.0-0BH0	2KJ3510-9HE22-.FK1	-Z H1J+H07+P00
	6.4	1.25	8189	460	37500	O5R30.460DE132	2LP069.-0HA.0-1BH0	2KJ3505-9HE22-.FG1	-Z H1J+H06+P00
	6.4	1.87	8189	460	54600	O5R35.460DE132	2LP069.-0HB.0-1BH0	2KJ3505-9HE22-.FG1	-Z H1J+H05+P00
	6.7	1.95	7862	442	54000	O5R35.442DE132	2LP069.-0HB.0-0BH0	2KJ3508-9HE22-.FJ1	-Z H1J+H06+P00
	6.8	1.31	7775	437	36900	O5R30.437DE132	2LP069.-0HA.0-0AH0	2KJ3505-9HE22-.FF1	-Z H1J+H06+P00
	7.0	2.05	7455	419	53100	O5R35.419DE132	2LP069.-0HB.0-8AH0	2KJ3510-9HE22-.HJ1	-Z H1J+P00
	7.0	2.74	7455	419	57900	O5R37.419DE132	2LP069.-0HC.0-8AH0	2KJ3510-9HE22-.FJ1	-Z H1J+H07+P00
7.2	1.39	7318	411	36200	O5R30.411DE132	2LP069.-0HA.0-8AH0	2KJ3505-9HE22-.FE1	-Z H1J+H06+P00	
8.0	1.56	6557	368	35000	O5R30.368DE132	2LP069.-0HA.0-7AH0	2KJ3505-9HE22-.FD1	-Z H1J+H06+P00	
8.0	2.32	6589	370	51200	O5R35.370DE132	2LP069.-0HB.0-7AH0	2KJ3510-9HE22-.HH1	-Z H1J+P00	
9.4	1.83	5582	314	33400	O5R30.314DE132	2LP069.-0HA.0-6AH0	2KJ3505-9HE22-.FC1	-Z H1J+H06+P00	
9.4	2.73	5603	315	48700	O5R35.315DE132	2LP069.-0HB.0-6AH0	2KJ3510-9HE22-.HG1	-Z H1J+P00	
11.0	2.13	4785	269	31900	O5R30.269DE132	2LP069.-0HA.0-5AH0	2KJ3505-9HE22-.FB1	-Z H1J+H06+P00	
12.7	2.48	4120	231	30500	O5R30.231DE132	2LP069.-0HA.0-4AH0	2KJ3505-9HE22-.FA1	-Z H1J+H06+P00	
13.1	2.54	4018	226	30200	O5R30.226DE132	2LP069.-0HA.0-3AH0	2KJ3508-9HE22-.FJ1	-Z H1J+H06+P00	
14.8	2.87	3558	200	29200	O5R30.200DE132	2LP069.-0HA.0-2AH0	2KJ3510-9HE22-.HC1	-Z H1J+P00	
7.5	0.68	0.77	106134	4368	216200	O5R60.4368DE132	2LP069.-0HH.0-7CH0	2KJ3511-9HH23-.FX1	-Z H1J+H08+P00
	0.76	0.70	94268	3879	155400	O5R55.3879DE132	2LP069.-0HG.0-6CH0	2KJ3511-9HH23-.FW1	-Z H1J+H08+P00
	0.76	0.87	94268	3879	216200	O5R60.3879DE132	2LP069.-0HH.0-6CH0	2KJ3511-9HH23-.FW1	-Z H1J+H08+P00
	0.85	0.79	84379	3472	155400	O5R55.3472DE132	2LP069.-0HG.0-5CH0	2KJ3511-9HH23-.FV1	-Z H1J+H08+P00
	0.85	0.97	84379	3472	216200	O5R60.3472DE132	2LP069.-0HH.0-5CH0	2KJ3511-9HH23-.FV1	-Z H1J+H08+P00
	0.99	0.92	72135	2969	155400	O5R55.2969DE132	2LP069.-0HG.0-4CH0	2KJ3511-9HH23-.FU1	-Z H1J+H08+P00
	0.99	1.13	72135	2969	216200	O5R60.2969DE132	2LP069.-0HH.0-4CH0	2KJ3511-9HH23-.FU1	-Z H1J+H08+P00

<sup>1)</sup> The specified values refer to continuous stresses. For infrequent, brief stresses please refer to Table 1 on page 4/2.



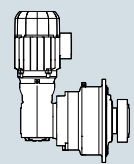
## Planetary geared motors, right-angled

### 2-pole geared motors

#### Selection and ordering data (continued)

$P_N$ kW	$n_2$ rpm	$f_B$ -	$T_2$ Nm	$i_{total}$ -	$F_{R2,perm}^{1)}$ N	Short product description	FLENDER SIP	SIMOGEAR	Order codes
							planetary gear unit	geared motor	
							Article No.	Article No.	
7.5	1.1	1.03	64413	2651	155400	O5R55.2651DE132	2LP069.-0HG.0-2CH0	2KJ3511-9HH23-.FT1	-Z H1J+H08+P00
	1.1	1.27	64413	2651	216200	O5R60.2651DE132	2LP069.-0HH.0-3CH0	2KJ3511-9HH23-.FT1	-Z H1J+H08+P00
	1.2	0.76	60166	2476	121300	O5R50.2476DE132	2LP069.-0HF.0-4CH0	2KJ3510-9HH23-.FU1	-Z H1J+H07+P00
	1.3	1.17	56930	2343	155400	O5R55.2343DE132	2LP069.-0HG.0-1CH0	2KJ3511-9HH23-.FS1	-Z H1J+H08+P00
	1.3	1.43	56930	2343	216200	O5R60.2343DE132	2LP069.-0HH.0-2CH0	2KJ3511-9HH23-.FS1	-Z H1J+H08+P00
	1.4	0.86	53182	2189	121300	O5R50.2189DE132	2LP069.-0HF.0-3CH0	2KJ3510-9HH23-.FT1	-Z H1J+H07+P00
	1.4	1.33	49959	2056	155400	O5R55.2056DE132	2LP069.-0HG.0-0CH0	2KJ3511-9HH23-.FR1	-Z H1J+H08+P00
	1.4	1.63	49959	2056	216200	O5R60.2056DE132	2LP069.-0HH.0-1CH0	2KJ3511-9HH23-.FR1	-Z H1J+H08+P00
	1.6	0.79	45223	1861	107700	O5R45.1861DE132	2LP069.-0HE.0-2CH0	2KJ3510-9HH23-.FS1	-Z H1J+H07+P00
	1.6	1.02	45223	1861	121300	O5R50.1861DE132	2LP069.-0HF.0-2CH0	2KJ3510-9HH23-.FS1	-Z H1J+H07+P00
	1.7	1.52	43493	1790	155400	O5R55.1790DE132	2LP069.-0HG.0-8BH0	2KJ3511-9HH23-.FQ1	-Z H1J+H08+P00
	1.7	1.88	43493	1790	216200	O5R60.1790DE132	2LP069.-0HH.0-0CH0	2KJ3511-9HH23-.FQ1	-Z H1J+H08+P00
	1.7	0.84	42771	1760	107700	O5R45.1760DE132	2LP069.-0HE.0-1CH0	2KJ3510-9HH23-.FR1	-Z H1J+H07+P00
	1.7	1.07	42771	1760	121300	O5R50.1760DE132	2LP069.-0HF.0-1CH0	2KJ3510-9HH23-.FR1	-Z H1J+H07+P00
	1.9	1.78	37179	1530	155400	O5R55.1530DE132	2LP069.-0HG.0-7BH0	2KJ3511-9HH23-.FP1	-Z H1J+H08+P00
	1.9	2.20	37179	1530	216200	O5R60.1530DE132	2LP069.-0HH.0-8BH0	2KJ3511-9HH23-.FP1	-Z H1J+H08+P00
	2.0	1.00	35886	1477	107700	O5R45.1477DE132	2LP069.-0HE.0-0CH0	2KJ3510-9HH23-.FQ1	-Z H1J+H07+P00
	2.0	1.28	35886	1477	121300	O5R50.1477DE132	2LP069.-0HF.0-0CH0	2KJ3510-9HH23-.FQ1	-Z H1J+H07+P00
	2.0	0.71	35681	1468	80800	O5R40.1468DE132	2LP069.-0HD.0-2CH0	2KJ3508-9HH23-.FP1	-Z H1J+H06+P00
	2.1	1.06	33775	1390	107700	O5R45.1390DE132	2LP069.-0HE.0-8BH0	2KJ3510-9HH23-.FP1	-Z H1J+H07+P00
	2.1	1.36	33775	1390	121300	O5R50.1390DE132	2LP069.-0HF.0-8BH0	2KJ3510-9HH23-.FP1	-Z H1J+H07+P00
	2.3	2.08	31824	1310	153600	O5R55.1310DE132	2LP069.-0HG.0-6BH0	2KJ3511-9HH23-.FN1	-Z H1J+H08+P00
	2.3	2.57	31824	1310	213600	O5R60.1310DE132	2LP069.-0HH.0-7BH0	2KJ3511-9HH23-.FN1	-Z H1J+H08+P00
	2.3	1.15	30988	1275	107700	O5R45.1275DE132	2LP069.-0HE.0-7BH0	2KJ3510-9HH23-.FN1	-Z H1J+H07+P00
	2.3	1.48	30988	1275	121300	O5R50.1275DE132	2LP069.-0HF.0-7BH0	2KJ3510-9HH23-.FN1	-Z H1J+H07+P00
	2.4	0.86	29606	1218	80800	O5R40.1218DE132	2LP069.-0HD.0-1CH0	2KJ3508-9HH23-.FN1	-Z H1J+H06+P00
	2.6	0.92	27865	1147	80800	O5R40.1147DE132	2LP069.-0HD.0-0CH0	2KJ3508-9HH23-.FM1	-Z H1J+H06+P00
	2.6	2.44	27194	1119	146500	O5R55.1119DE132	2LP069.-0HG.0-5BH0	2KJ3511-9HH23-.FM1	-Z H1J+H08+P00
	2.6	3.00	27194	1119	203800	O5R60.1119DE132	2LP069.-0HH.0-6BH0	2KJ3511-9HH23-.FM1	-Z H1J+H08+P00
	2.7	1.32	27068	1114	107700	O5R45.1114DE132	2LP069.-0HE.0-6BH0	2KJ3510-9HH23-.FM1	-Z H1J+H07+P00
	2.7	1.70	27068	1114	118300	O5R50.1114DE132	2LP069.-0HF.0-6BH0	2KJ3510-9HH23-.FM1	-Z H1J+H07+P00
	2.7	0.78	26317	1083	76000	O5R37.1083DE132	2LP069.-0HC.0-6BH0	2KJ3508-9HH23-.FL1	-Z H1J+H06+P00
	2.7	0.97	26317	1083	79400	O5R40.1083DE132	2LP069.-0HD.0-8BH0	2KJ3508-9HH23-.FL1	-Z H1J+H06+P00
	2.8	1.01	25303	1041	78500	O5R40.1041DE132	2LP069.-0HD.0-7BH0	2KJ3510-9HH23-.FS1	-Z H1J+H07+P00
	3.0	2.73	24283	999	141600	O5R55.999DE132	2LP069.-0HG.0-4BH0	2KJ3511-9HH23-.FL1	-Z H1J+H08+P00
	3.0	1.47	24235	997	106700	O5R45.997DE132	2LP069.-0HE.0-5BH0	2KJ3510-9HH23-.FL1	-Z H1J+H07+P00
	3.0	1.89	24235	997	114400	O5R50.997DE132	2LP069.-0HF.0-5BH0	2KJ3510-9HH23-.FL1	-Z H1J+H07+P00
	3.0	1.07	23931	985	77200	O5R40.985DE132	2LP069.-0HD.0-6BH0	2KJ3510-9HH23-.FR1	-Z H1J+H07+P00
	3.2	0.91	22393	922	73400	O5R37.922DE132	2LP069.-0HC.0-5BH0	2KJ3508-9HH23-.FK1	-Z H1J+H06+P00
	3.4	1.69	21190	872	102400	O5R45.872DE132	2LP069.-0HE.0-4BH0	2KJ3510-9HH23-.FK1	-Z H1J+H07+P00
3.4	2.17	21190	872	109900	O5R50.872DE132	2LP069.-0HF.0-4BH0	2KJ3510-9HH23-.FK1	-Z H1J+H07+P00	
3.6	1.27	20079	826	73200	O5R40.826DE132	2LP069.-0HD.0-5BH0	2KJ3510-9HH23-.FQ1	-Z H1J+H07+P00	
3.6	0.77	19856	817	64900	O5R35.817DE132	2LP069.-0HB.0-5BH0	2KJ3505-9HH23-.FL1	-Z H1J+H05+P00	
3.7	1.06	19183	789	70000	O5R37.789DE132	2LP069.-0HC.0-4BH0	2KJ3508-9HH23-.FJ1	-Z H1J+H06+P00	
3.8	1.35	18898	778	71900	O5R40.778DE132	2LP069.-0HD.0-4BH0	2KJ3510-9HH23-.FP1	-Z H1J+H07+P00	
3.9	1.96	18188	748	97900	O5R45.748DE132	2LP069.-0HE.0-3BH0	2KJ3510-9HH23-.FJ1	-Z H1J+H07+P00	
3.9	2.52	18188	748	105000	O5R50.748DE132	2LP069.-0HF.0-3BH0	2KJ3510-9HH23-.FJ1	-Z H1J+H07+P00	
4.0	0.86	17791	732	62800	O5R35.732DE132	2LP069.-0HB.0-4BH0	2KJ3505-9HH23-.FK1	-Z H1J+H05+P00	

<sup>1)</sup> The specified values refer to continuous stresses. For infrequent, brief stresses please refer to Table 1 on page 4/2.

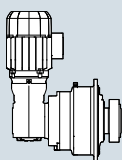


## Selection and ordering data (continued)

$P_N$ kW	$n_2$ rpm	$f_B$ -	$T_2$ Nm	$i_{total}$ -	$F_{R2,perm}^{1)}$ N	Short product description	FLENDER SIP	SIMOGEAR	Order codes
							planetary gear unit	geared motor	
							Article No.	Article No.	
7.5	4.1	1.47	17338	714	70000	O5R40.714DE132	2LP069.-0HD.0-3BH0	2KJ3510-9HH23-.FN1	-Z H1J+H07+P00
	4.3	1.21	16867	694	67400	O5R37.694DE132	2LP069.-0HC.0-3BH0	2KJ3508-9HH23-.FH1	-Z H1J+H06+P00
	4.5	2.22	16077	662	94300	O5R45.662DE132	2LP069.-0HE.0-2BH0	2KJ3510-9HH23-.FH1	-Z H1J+H07+P00
	4.5	2.86	16077	662	101100	O5R50.662DE132	2LP069.-0HF.0-2BH0	2KJ3510-9HH23-.FH1	-Z H1J+H07+P00
	4.7	1.01	15146	623	59800	O5R35.623DE132	2LP069.-0HB.0-3BH0	2KJ3505-9HH23-.FJ1	-Z H1J+H05+P00
	4.7	1.68	15145	623	67300	O5R40.623DE132	2LP069.-0HD.0-2BH0	2KJ3510-9HH23-.FM1	-Z H1J+H07+P00
	5.0	1.43	14230	586	64000	O5R37.586DE132	2LP069.-0HC.0-2BH0	2KJ3508-9HH23-.FG1	-Z H1J+H06+P00
	5.2	2.61	13671	563	89800	O5R45.563DE132	2LP069.-0HE.0-1BH0	2KJ3510-9HH23-.FG1	-Z H1J+H07+P00
	5.3	1.51	13560	558	63100	O5R37.558DE132	2LP069.-0HC.0-1BH0	2KJ3510-9HH23-.FL1	-Z H1J+H07+P00
	5.3	1.88	13560	558	65100	O5R40.558DE132	2LP069.-0HD.0-1BH0	2KJ3510-9HH23-.FL1	-Z H1J+H07+P00
	5.5	0.79	12983	534	39200	O5R30.534DE132	2LP069.-0HA.0-2BH0	2KJ3505-9HH23-.FH1	-Z H1J+H05+P00
	5.5	1.18	12983	534	57100	O5R35.534DE132	2LP069.-0HB.0-2BH0	2KJ3505-9HH23-.FH1	-Z H1J+H05+P00
	6.1	1.72	11856	488	60600	O5R37.488DE132	2LP069.-0HC.0-0BH0	2KJ3510-9HH23-.FK1	-Z H1J+H07+P00
	6.1	2.15	11856	488	62500	O5R40.488DE132	2LP069.-0HD.0-0BH0	2KJ3510-9HH23-.FK1	-Z H1J+H07+P00
	6.4	0.91	11179	460	37500	O5R30.460DE132	2LP069.-0HA.0-1BH0	2KJ3505-9HH23-.FG1	-Z H1J+H05+P00
	6.4	1.37	11179	460	54600	O5R35.460DE132	2LP069.-0HB.0-1BH0	2KJ3505-9HH23-.FG1	-Z H1J+H05+P00
	6.7	1.43	10733	442	54000	O5R35.442DE132	2LP069.-0HB.0-0BH0	2KJ3508-9HH23-.FJ1	-Z H1J+H06+P00
	6.8	0.96	10614	437	36900	O5R30.437DE132	2LP069.-0HA.0-0AH0	2KJ3505-9HH23-.FF1	-Z H1J+H05+P00
	7.0	1.50	10177	419	53100	O5R35.419DE132	2LP069.-0HB.0-8AH0	2KJ3510-9HH23-.HJ1	-Z H1J+P00
	7.0	2.01	10177	419	57900	O5R37.419DE132	2LP069.-0HC.0-8AH0	2KJ3510-9HH23-.FJ1	-Z H1J+H07+P00
	7.0	2.51	10177	419	59700	O5R40.419DE132	2LP069.-0HD.0-8AH0	2KJ3510-9HH23-.FJ1	-Z H1J+H07+P00
	7.2	1.02	9990	411	36200	O5R30.411DE132	2LP069.-0HA.0-8AH0	2KJ3505-9HH23-.FE1	-Z H1J+H05+P00
	8.0	1.70	8996	370	51200	O5R35.370DE132	2LP069.-0HB.0-7AH0	2KJ3510-9HH23-.HH1	-Z H1J+P00
	8.0	2.27	8996	370	55800	O5R37.370DE132	2LP069.-0HC.0-7AH0	2KJ3510-9HH23-.FH1	-Z H1J+H07+P00
	8.0	2.84	8996	370	57500	O5R40.370DE132	2LP069.-0HD.0-7AH0	2KJ3510-9HH23-.FH1	-Z H1J+H07+P00
	8.0	1.14	8951	368	35000	O5R30.368DE132	2LP069.-0HA.0-7AH0	2KJ3505-9HH23-.FD1	-Z H1J+H05+P00
	9.4	2.00	7649	315	48700	O5R35.315DE132	2LP069.-0HB.0-6AH0	2KJ3510-9HH23-.HG1	-Z H1J+P00
	9.4	2.67	7649	315	53100	O5R37.315DE132	2LP069.-0HC.0-6AH0	2KJ3510-9HH23-.FG1	-Z H1J+H07+P00
	9.4	1.34	7620	314	33400	O5R30.314DE132	2LP069.-0HA.0-6AH0	2KJ3505-9HH23-.FC1	-Z H1J+H05+P00
	10.9	2.33	6556	270	46500	O5R35.270DE132	2LP069.-0HB.0-5AH0	2KJ3510-9HH23-.HF1	-Z H1J+P00
	11.0	1.56	6532	269	31900	O5R30.269DE132	2LP069.-0HA.0-5AH0	2KJ3505-9HH23-.FB1	-Z H1J+H05+P00
	11.2	2.39	6402	263	46200	O5R35.263DE132	2LP069.-0HB.0-4AH0	2KJ3510-9HH23-.HE1	-Z H1J+P00
12.7	1.81	5625	231	30500	O5R30.231DE132	2LP069.-0HA.0-4AH0	2KJ3505-9HH23-.FA1	-Z H1J+H05+P00	
13.0	2.79	5495	226	44100	O5R35.226DE132	2LP069.-0HB.0-3AH0	2KJ3510-9HH23-.HD1	-Z H1J+P00	
13.1	1.86	5486	226	30200	O5R30.226DE132	2LP069.-0HA.0-3AH0	2KJ3508-9HH23-.FJ1	-Z H1J+H06+P00	
14.8	2.10	4858	200	29200	O5R30.200DE132	2LP069.-0HA.0-2AH0	2KJ3510-9HH23-.HC1	-Z H1J+P00	
17.4	2.47	4131	170	27800	O5R30.170DE132	2LP069.-0HA.0-1AH0	2KJ3510-9HH23-.HB1	-Z H1J+P00	
20.3	2.88	3541	146	26500	O5R30.146DE132	2LP069.-0HA.0-0AH0	2KJ3510-9HH23-.HC1	-Z H1J+P00	
11.0	1.0	0.77	105383	2969	216200	O5R60.2969DE160	2LP069.-0HH.0-4CJ0	2KJ3511-9JN23-.FU1	-Z H1J+H08+P00
	1.1	0.70	94101	2651	155400	O5R55.2651DE160	2LP069.-0HG.0-2CJ0	2KJ3511-9JN23-.FT1	-Z H1J+H08+P00
	1.1	0.87	94101	2651	216200	O5R60.2651DE160	2LP069.-0HH.0-3CJ0	2KJ3511-9JN23-.FT1	-Z H1J+H08+P00
	1.3	0.80	83170	2343	155400	O5R55.2343DE160	2LP069.-0HG.0-1CJ0	2KJ3511-9JN23-.FS1	-Z H1J+H08+P00
	1.3	0.98	83170	2343	216200	O5R60.2343DE160	2LP069.-0HH.0-2CJ0	2KJ3511-9JN23-.FS1	-Z H1J+H08+P00
	1.4	0.91	72986	2056	155400	O5R55.2056DE160	2LP069.-0HG.0-0CJ0	2KJ3511-9JN23-.FR1	-Z H1J+H08+P00
	1.4	1.12	72986	2056	216200	O5R60.2056DE160	2LP069.-0HH.0-1CJ0	2KJ3511-9JN23-.FR1	-Z H1J+H08+P00
	1.6	0.70	66066	1861	121300	O5R50.1861DE160	2LP069.-0HF.0-2CJ0	2KJ3510-9JN23-.FS1	-Z H1J+H07+P00
	1.7	0.73	62484	1760	121300	O5R50.1760DE160	2LP069.-0HF.0-1CJ0	2KJ3510-9JN23-.FR1	-Z H1J+H07+P00
1.7	1.04	63540	1790	155400	O5R55.1790DE160	2LP069.-0HG.0-8BJ0	2KJ3511-9JN23-.FQ1	-Z H1J+H08+P00	

<sup>1)</sup> The specified values refer to continuous stresses. For infrequent, brief stresses please refer to Table 1 on page 4/2.





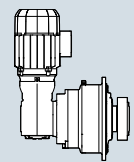
## Planetary geared motors, right-angled

### 2-pole geared motors

#### Selection and ordering data (continued)

$P_N$ kW	$n_2$ rpm	$f_B$ -	$T_2$ Nm	$i_{total}$ -	$F_{R2,perm}^{1)}$ N	Short product description	FLENDER SIP planetary gear unit	SIMOGEAR geared motor	Order codes
							Article No.	Article No.	
11.0	1.7	1.28	63540	1790	216200	O5R60.1790DE160	2LP069.-0HH.0-0CJ0	2KJ3511-9JN23-.FQ1	-Z H1J+H08+P00
	1.9	1.22	54315	1530	155400	O5R55.1530DE160	2LP069.-0HG.0-7BJ0	2KJ3511-9JN23-.FP1	-Z H1J+H08+P00
	1.9	1.50	54315	1530	216200	O5R60.1530DE160	2LP069.-0HH.0-8BJ0	2KJ3511-9JN23-.FP1	-Z H1J+H08+P00
	2.0	0.88	52427	1477	121300	O5R50.1477DE160	2LP069.-0HF.0-0CJ0	2KJ3510-9JN23-.FQ1	-Z H1J+H07+P00
	2.1	0.72	49343	1390	107700	O5R45.1390DE160	2LP069.-0HE.0-8BJ0	2KJ3510-9JN23-.FP1	-Z H1J+H07+P00
	2.1	0.93	49343	1390	121300	O5R50.1390DE160	2LP069.-0HF.0-8BJ0	2KJ3510-9JN23-.FP1	-Z H1J+H07+P00
	2.3	0.79	45270	1275	107700	O5R45.1275DE160	2LP069.-0HE.0-7BJ0	2KJ3510-9JN23-.FN1	-Z H1J+H07+P00
	2.3	1.01	45270	1275	121300	O5R50.1275DE160	2LP069.-0HF.0-7BJ0	2KJ3510-9JN23-.FN1	-Z H1J+H07+P00
	2.3	1.43	46493	1310	153500	O5R55.1310DE160	2LP069.-0HG.0-6BJ0	2KJ3511-9JN23-.FN1	-Z H1J+H08+P00
	2.3	1.76	46493	1310	213500	O5R60.1310DE160	2LP069.-0HH.0-7BJ0	2KJ3511-9JN23-.FN1	-Z H1J+H08+P00
	2.6	1.67	39728	1119	146400	O5R55.1119DE160	2LP069.-0HG.0-5BJ0	2KJ3511-9JN23-.FM1	-Z H1J+H08+P00
	2.6	2.05	39728	1119	203700	O5R60.1119DE160	2LP069.-0HH.0-6BJ0	2KJ3511-9JN23-.FM1	-Z H1J+H08+P00
	2.7	0.90	39545	1114	107700	O5R45.1114DE160	2LP069.-0HE.0-6BJ0	2KJ3510-9JN23-.FM1	-Z H1J+H07+P00
	2.7	1.16	39545	1114	118200	O5R50.1114DE160	2LP069.-0HF.0-6BJ0	2KJ3510-9JN23-.FM1	-Z H1J+H07+P00
	3.0	0.73	34961	985	77100	O5R40.985DE160	2LP069.-0HD.0-6BJ0	2KJ3510-9JN23-.FR1	-Z H1J+H07+P00
	3.0	1.01	35405	997	106600	O5R45.997DE160	2LP069.-0HE.0-5BJ0	2KJ3510-9JN23-.FL1	-Z H1J+H07+P00
	3.0	1.30	35405	997	114300	O5R50.997DE160	2LP069.-0HF.0-5BJ0	2KJ3510-9JN23-.FL1	-Z H1J+H07+P00
	3.0	1.87	35475	999	141500	O5R55.999DE160	2LP069.-0HG.0-4BJ0	2KJ3511-9JN23-.FL1	-Z H1J+H08+P00
	3.0	2.30	35475	999	196900	O5R60.999DE160	2LP069.-0HH.0-5BJ0	2KJ3511-9JN23-.FL1	-Z H1J+H08+P00
	3.3	2.12	31354	883	136400	O5R55.883DE160	2LP069.-0HG.0-2BJ0	2KJ3511-9JN23-.FK1	-Z H1J+H08+P00
	3.3	2.60	31354	883	189700	O5R60.883DE160	2LP069.-0HH.0-4BJ0	2KJ3511-9JN23-.FK1	-Z H1J+H08+P00
	3.4	1.15	30957	872	102400	O5R45.872DE160	2LP069.-0HE.0-4BJ0	2KJ3510-9JN23-.FK1	-Z H1J+H07+P00
	3.4	1.48	30957	872	109800	O5R50.872DE160	2LP069.-0HF.0-4BJ0	2KJ3510-9JN23-.FK1	-Z H1J+H07+P00
	3.6	0.87	29334	826	73200	O5R40.826DE160	2LP069.-0HD.0-5BJ0	2KJ3510-9JN23-.FQ1	-Z H1J+H07+P00
	3.8	0.92	27608	778	71800	O5R40.778DE160	2LP069.-0HD.0-4BJ0	2KJ3510-9JN23-.FP1	-Z H1J+H07+P00
	3.8	2.41	27515	775	131100	O5R55.775DE160	2LP069.-0HG.0-3BJ0	2KJ3511-9JN23-.FJ1	-Z H1J+H08+P00
	3.8	2.97	27515	775	182400	O5R60.775DE160	2LP069.-0HH.0-3BJ0	2KJ3511-9JN23-.FJ1	-Z H1J+H08+P00
	3.9	1.34	26571	748	97800	O5R45.748DE160	2LP069.-0HE.0-3BJ0	2KJ3510-9JN23-.FJ1	-Z H1J+H07+P00
	3.9	1.73	26571	748	104900	O5R50.748DE160	2LP069.-0HF.0-3BJ0	2KJ3510-9JN23-.FJ1	-Z H1J+H07+P00
	4.1	1.01	25330	714	70000	O5R40.714DE160	2LP069.-0HD.0-3BJ0	2KJ3510-9JN23-.FN1	-Z H1J+H07+P00
	4.4	2.77	23954	675	125800	O5R55.675DE160	2LP069.-0HG.0-2BJ0	2KJ3511-9JN23-.FH1	-Z H1J+H08+P00
	4.5	1.52	23487	662	94300	O5R45.662DE160	2LP069.-0HE.0-2BJ0	2KJ3510-9JN23-.FH1	-Z H1J+H07+P00
	4.5	1.96	23487	662	101100	O5R50.662DE160	2LP069.-0HF.0-2BJ0	2KJ3510-9JN23-.FH1	-Z H1J+H07+P00
	4.7	1.15	22126	623	67200	O5R40.623DE160	2LP069.-0HD.0-2BJ0	2KJ3510-9JN23-.FM1	-Z H1J+H07+P00
	5.3	1.03	19810	558	63100	O5R37.558DE160	2LP069.-0HC.0-1BJ0	2KJ3510-9JN23-.FL1	-Z H1J+H07+P00
	5.3	1.29	19810	558	65000	O5R40.558DE160	2LP069.-0HD.0-1BJ0	2KJ3510-9JN23-.FL1	-Z H1J+H07+P00
	5.3	1.79	19972	563	89800	O5R45.563DE160	2LP069.-0HE.0-1BJ0	2KJ3510-9JN23-.FG1	-Z H1J+H07+P00
	5.3	2.30	19972	563	96300	O5R50.563DE160	2LP069.-0HF.0-1BJ0	2KJ3510-9JN23-.FG1	-Z H1J+H07+P00
	6.1	1.18	17321	488	60600	O5R37.488DE160	2LP069.-0HC.0-0BJ0	2KJ3510-9JN23-.FK1	-Z H1J+H07+P00
	6.1	1.47	17321	488	62500	O5R40.488DE160	2LP069.-0HD.0-0BJ0	2KJ3510-9JN23-.FK1	-Z H1J+H07+P00
6.1	2.09	17119	482	85700	O5R45.482DE160	2LP069.-0HE.0-0BJ0	2KJ3510-9JN23-.FF1	-Z H1J+H07+P00	
6.1	2.68	17119	482	91900	O5R50.482DE160	2LP069.-0HF.0-0BJ0	2KJ3510-9JN23-.FF1	-Z H1J+H07+P00	
6.3	2.14	16717	471	85100	O5R45.471DE160	2LP069.-0HE.0-8AJ0	2KJ3510-9JN23-.FE1	-Z H1J+H07+P00	
6.3	2.75	16717	471	91300	O5R50.471DE160	2LP069.-0HF.0-8AJ0	2KJ3510-9JN23-.FE1	-Z H1J+H07+P00	
6.8	2.98	15395	434	89100	O5R50.434DE160	2LP069.-0HF.0-7AJ0	2KJ3511-9JN23-.FJ1	-Z H1J+H08+P00	
7.1	1.03	14867	419	53100	O5R35.419DE160	2LP069.-0HB.0-8AJ0	2KJ3510-9JN23-.HJ1	-Z H1J+P00	
7.1	1.37	14867	419	57900	O5R37.419DE160	2LP069.-0HC.0-8AJ0	2KJ3510-9JN23-.FJ1	-Z H1J+H07+P00	
7.1	1.72	14867	419	59700	O5R40.419DE160	2LP069.-0HD.0-8AJ0	2KJ3510-9JN23-.FJ1	-Z H1J+H07+P00	

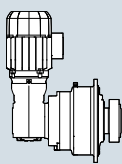
<sup>1)</sup> The specified values refer to continuous stresses. For infrequent, brief stresses please refer to Table 1 on page 4/2.



## Selection and ordering data (continued)

$P_N$ kW	$n_2$ rpm	$f_B$ -	$T_2$ Nm	$i_{total}$ -	$F_{R2,perm}^{1)}$ N	Short product description	FLENDER SIP	SIMOGEAR	Order codes
							planetary gear unit	geared motor	
							Article No.	Article No.	
11.0	7.3	2.49	14349	404	81300	O5R45.404DE160	2LP069.-0HE.0-7AJ0	2KJ3510-9JN23-.FD1	-Z H1J+H07+P00
	8.0	1.16	13142	370	51100	O5R35.370DE160	2LP069.-0HB.0-7AJ0	2KJ3510-9JN23-.HH1	-Z H1J+P00
	8.0	1.55	13142	370	55800	O5R37.370DE160	2LP069.-0HC.0-7AJ0	2KJ3510-9JN23-.FH1	-Z H1J+H07+P00
	8.0	1.94	13142	370	57500	O5R40.370DE160	2LP069.-0HD.0-7AJ0	2KJ3510-9JN23-.FH1	-Z H1J+H07+P00
	8.3	2.82	12683	357	78300	O5R45.357DE160	2LP069.-0HE.0-6AJ0	2KJ3510-9JN23-.FC1	-Z H1J+H07+P00
	9.4	1.37	11175	315	48700	O5R35.315DE160	2LP069.-0HB.0-6AJ0	2KJ3510-9JN23-.HG1	-Z H1J+P00
	9.4	1.83	11175	315	53100	O5R37.315DE160	2LP069.-0HC.0-6AJ0	2KJ3510-9JN23-.FG1	-Z H1J+H07+P00
	9.4	2.28	11175	315	54800	O5R40.315DE160	2LP069.-0HD.0-6AJ0	2KJ3510-9JN23-.FG1	-Z H1J+H07+P00
	11.0	1.60	9578	270	46500	O5R35.270DE160	2LP069.-0HB.0-5AJ0	2KJ3510-9JN23-.HF1	-Z H1J+P00
	11.0	2.13	9578	270	50700	O5R37.270DE160	2LP069.-0HC.0-5AJ0	2KJ3510-9JN23-.FF1	-Z H1J+H07+P00
	11.0	2.66	9578	270	52300	O5R40.270DE160	2LP069.-0HD.0-5AJ0	2KJ3510-9JN23-.FF1	-Z H1J+H07+P00
	11.2	1.64	9353	263	46200	O5R35.263DE160	2LP069.-0HB.0-4AJ0	2KJ3510-9JN23-.HE1	-Z H1J+P00
	11.2	2.18	9353	263	50400	O5R37.263DE160	2LP069.-0HC.0-4AJ0	2KJ3510-9JN23-.FE1	-Z H1J+H07+P00
	11.3	2.74	9302	262	51800	O5R40.262DE160	2LP069.-0HD.0-4AJ0	2KJ3511-9JN23-.HE1	-Z H1J+P00
	13.1	1.91	8028	226	44100	O5R35.226DE160	2LP069.-0HB.0-3AJ0	2KJ3510-9JN23-.HD1	-Z H1J+P00
	13.1	2.54	8028	226	48100	O5R37.226DE160	2LP069.-0HC.0-3AJ0	2KJ3510-9JN23-.FD1	-Z H1J+H07+P00
	14.8	1.44	7096	200	29100	O5R30.200DE160	2LP069.-0HA.0-2AJ0	2KJ3510-9JN23-.HC1	-Z H1J+P00
	14.8	2.16	7096	200	42500	O5R35.200DE160	2LP069.-0HB.0-2AJ0	2KJ3510-9JN23-.HC1	-Z H1J+P00
	14.8	2.88	7096	200	46300	O5R37.200DE160	2LP069.-0HC.0-2AJ0	2KJ3510-9JN23-.FC1	-Z H1J+H07+P00
	17.4	1.69	6034	170	27700	O5R30.170DE160	2LP069.-0HA.0-1AJ0	2KJ3510-9JN23-.HB1	-Z H1J+P00
17.4	2.54	6034	170	40500	O5R35.170DE160	2LP069.-0HB.0-1AJ0	2KJ3510-9JN23-.HB1	-Z H1J+P00	
20.3	1.97	5172	146	26500	O5R30.146DE160	2LP069.-0HA.0-0AJ0	2KJ3510-9JN23-.HA1	-Z H1J+P00	
20.3	2.96	5172	146	38600	O5R35.146DE160	2LP069.-0HB.0-0AJ0	2KJ3510-9JN23-.HA1	-Z H1J+P00	
15.0	1.3	0.72	113392	2343	216200	O5R60.2343DE160	2LP069.-0HH.0-2CJ0	2KJ3511-9JP23-.FS1	-Z H1J+H08+P00
	1.4	0.82	99507	2056	216200	O5R60.2056DE160	2LP069.-0HH.0-1CJ0	2KJ3511-9JP23-.FR1	-Z H1J+H08+P00
	1.7	0.76	86629	1790	155400	O5R55.1790DE160	2LP069.-0HG.0-8BJ0	2KJ3511-9JP23-.FQ1	-Z H1J+H08+P00
	1.7	0.94	86629	1790	216200	O5R60.1790DE160	2LP069.-0HH.0-0CJ0	2KJ3511-9JP23-.FQ1	-Z H1J+H08+P00
	1.9	0.89	74052	1530	155400	O5R55.1530DE160	2LP069.-0HG.0-7BJ0	2KJ3511-9JP23-.FP1	-Z H1J+H08+P00
	1.9	1.10	74052	1530	216200	O5R60.1530DE160	2LP069.-0HH.0-8BJ0	2KJ3511-9JP23-.FP1	-Z H1J+H08+P00
	2.3	0.74	61720	1275	121300	O5R50.1275DE160	2LP069.-0HF.0-7BJ0	2KJ3510-9JP23-.FN1	-Z H1J+H07+P00
	2.3	1.04	63387	1310	153400	O5R55.1310DE160	2LP069.-0HG.0-6BJ0	2KJ3511-9JP23-.FN1	-Z H1J+H08+P00
	2.3	1.29	63387	1310	213400	O5R60.1310DE160	2LP069.-0HH.0-7BJ0	2KJ3511-9JP23-.FN1	-Z H1J+H08+P00
	2.6	1.22	54164	1119	146300	O5R55.1119DE160	2LP069.-0HG.0-5BJ0	2KJ3511-9JP23-.FM1	-Z H1J+H08+P00
	2.6	1.50	54164	1119	203600	O5R60.1119DE160	2LP069.-0HH.0-6BJ0	2KJ3511-9JP23-.FM1	-Z H1J+H08+P00
	2.7	0.85	53914	1114	118100	O5R50.1114DE160	2LP069.-0HF.0-6BJ0	2KJ3510-9JP23-.FM1	-Z H1J+H07+P00
	3.0	0.74	48270	997	106600	O5R45.997DE160	2LP069.-0HE.0-5BJ0	2KJ3510-9JP23-.FL1	-Z H1J+H07+P00
	3.0	0.95	48270	997	114300	O5R50.997DE160	2LP069.-0HF.0-5BJ0	2KJ3510-9JP23-.FL1	-Z H1J+H07+P00
	3.0	1.37	48366	999	141500	O5R55.999DE160	2LP069.-0HG.0-4BJ0	2KJ3511-9JP23-.FL1	-Z H1J+H08+P00
	3.0	1.68	48366	999	196800	O5R60.999DE160	2LP069.-0HH.0-5BJ0	2KJ3511-9JP23-.FL1	-Z H1J+H08+P00
	3.4	0.84	42206	872	102300	O5R45.872DE160	2LP069.-0HE.0-4BJ0	2KJ3510-9JP23-.FK1	-Z H1J+H07+P00
	3.4	1.09	42206	872	109800	O5R50.872DE160	2LP069.-0HF.0-4BJ0	2KJ3510-9JP23-.FK1	-Z H1J+H07+P00
	3.4	1.55	42747	883	136300	O5R55.883DE160	2LP069.-0HG.0-2BJ0	2KJ3511-9JP23-.FK1	-Z H1J+H08+P00
	3.4	1.91	42747	883	189600	O5R60.883DE160	2LP069.-0HH.0-4BJ0	2KJ3511-9JP23-.FK1	-Z H1J+H08+P00
3.8	1.76	37513	775	131100	O5R55.775DE160	2LP069.-0HG.0-3BJ0	2KJ3511-9JP23-.FJ1	-Z H1J+H08+P00	
3.8	2.17	37513	775	182300	O5R60.775DE160	2LP069.-0HH.0-3BJ0	2KJ3511-9JP23-.FJ1	-Z H1J+H08+P00	
4.0	0.98	36227	748	97800	O5R45.748DE160	2LP069.-0HE.0-3BJ0	2KJ3510-9JP23-.FJ1	-Z H1J+H07+P00	
4.0	1.26	36227	748	104900	O5R50.748DE160	2LP069.-0HF.0-3BJ0	2KJ3510-9JP23-.FJ1	-Z H1J+H07+P00	
4.1	0.74	34534	714	70000	O5R40.714DE160	2LP069.-0HD.0-3BJ0	2KJ3510-9JP23-.FN1	-Z H1J+H07+P00	

<sup>1)</sup> The specified values refer to continuous stresses. For infrequent, brief stresses please refer to Table 1 on page 4/2.



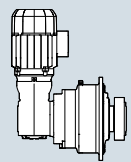
## Planetary geared motors, right-angled

### 2-pole geared motors

#### Selection and ordering data (continued)

$P_N$ kW	$n_2$ rpm	$f_B$ -	$T_2$ Nm	$i_{total}$ -	$F_{R2,perm}^{1)}$ N	Short product description	FLENDER SIP planetary gear unit	SIMOGEAR geared motor	Order codes
							Article No.	Article No.	
15.0	4.4	2.03	32658	675	125700	O5R55.675DE160	2LP069.-0HG.0-2BJ0	2KJ3511-9JP23-.FH1	-Z H1J+H08+P00
	4.4	2.49	32658	675	174900	O5R60.675DE160	2LP069.-0HH.0-2BJ0	2KJ3511-9JP23-.FH1	-Z H1J+H08+P00
	4.5	1.11	32022	662	94200	O5R45.662DE160	2LP069.-0HE.0-2BJ0	2KJ3510-9JP23-.FH1	-Z H1J+H07+P00
	4.5	1.43	32022	662	101000	O5R50.662DE160	2LP069.-0HF.0-2BJ0	2KJ3510-9JP23-.FH1	-Z H1J+H07+P00
	4.7	0.84	30166	623	67200	O5R40.623DE160	2LP069.-0HD.0-2BJ0	2KJ3510-9JP23-.FM1	-Z H1J+H07+P00
	5.1	2.37	27917	577	119900	O5R55.577DE160	2LP069.-0HG.0-1BJ0	2KJ3511-9JP23-.FG1	-Z H1J+H08+P00
	5.1	2.92	27917	577	166900	O5R60.577DE160	2LP069.-0HH.0-1BJ0	2KJ3511-9JP23-.FG1	-Z H1J+H08+P00
	5.3	0.75	27009	558	63000	O5R37.558DE160	2LP069.-0HC.0-1BJ0	2KJ3510-9JP23-.FL1	-Z H1J+H07+P00
	5.3	0.94	27009	558	65000	O5R40.558DE160	2LP069.-0HD.0-1BJ0	2KJ3510-9JP23-.FL1	-Z H1J+H07+P00
	5.3	1.31	27229	563	89700	O5R45.563DE160	2LP069.-0HE.0-1BJ0	2KJ3510-9JP23-.FG1	-Z H1J+H07+P00
	5.3	1.68	27229	563	96200	O5R50.563DE160	2LP069.-0HF.0-1BJ0	2KJ3510-9JP23-.FG1	-Z H1J+H07+P00
	6.0	2.77	23896	494	114500	O5R55.494DE160	2LP069.-0HG.0-0BJ0	2KJ3511-9JP23-.FF1	-Z H1J+H08+P00
	6.1	0.86	23615	488	60600	O5R37.488DE160	2LP069.-0HC.0-0BJ0	2KJ3510-9JP23-.FK1	-Z H1J+H07+P00
	6.1	1.08	23615	488	62400	O5R40.488DE160	2LP069.-0HD.0-0BJ0	2KJ3510-9JP23-.FK1	-Z H1J+H07+P00
	6.1	1.53	23339	482	85700	O5R45.482DE160	2LP069.-0HE.0-0BJ0	2KJ3510-9JP23-.FF1	-Z H1J+H07+P00
	6.1	1.96	23339	482	91900	O5R50.482DE160	2LP069.-0HF.0-0BJ0	2KJ3510-9JP23-.FF1	-Z H1J+H07+P00
	6.3	1.56	22791	471	85100	O5R45.471DE160	2LP069.-0HE.0-8AJ0	2KJ3510-9JP23-.FE1	-Z H1J+H07+P00
	6.3	2.01	22791	471	91200	O5R50.471DE160	2LP069.-0HF.0-8AJ0	2KJ3510-9JP23-.FE1	-Z H1J+H07+P00
	6.3	2.92	22666	468	112700	O5R55.468DE160	2LP069.-0HG.0-8AJ0	2KJ3511-9JP23-.FE1	-Z H1J+H08+P00
	6.8	2.18	20990	434	89000	O5R50.434DE160	2LP069.-0HF.0-7AJ0	2KJ3511-9JP23-.FJ1	-Z H1J+H08+P00
	7.1	0.75	20270	419	53100	O5R35.419DE160	2LP069.-0HB.0-8AJ0	2KJ3510-9JP23-.HJ1	-Z H1J+P00
	7.1	1.00	20270	419	57800	O5R37.419DE160	2LP069.-0HC.0-8AJ0	2KJ3510-9JP23-.FJ1	-Z H1J+H07+P00
	7.1	1.26	20270	419	59600	O5R40.419DE160	2LP069.-0HD.0-8AJ0	2KJ3510-9JP23-.FJ1	-Z H1J+H07+P00
	7.3	1.82	19563	404	81300	O5R45.404DE160	2LP069.-0HE.0-7AJ0	2KJ3510-9JP23-.FD1	-Z H1J+H07+P00
	7.8	2.51	18273	378	85400	O5R50.378DE160	2LP069.-0HF.0-6AJ0	2KJ3511-9JP23-.FH1	-Z H1J+H08+P00
	8.0	0.85	17917	370	51100	O5R35.370DE160	2LP069.-0HB.0-7AJ0	2KJ3510-9JP23-.HH1	-Z H1J+P00
	8.0	1.14	17917	370	55700	O5R37.370DE160	2LP069.-0HC.0-7AJ0	2KJ3510-9JP23-.FH1	-Z H1J+H07+P00
	8.0	1.42	17917	370	57500	O5R40.370DE160	2LP069.-0HD.0-7AJ0	2KJ3510-9JP23-.FH1	-Z H1J+H07+P00
	8.3	2.06	17292	357	78300	O5R45.357DE160	2LP069.-0HE.0-6AJ0	2KJ3510-9JP23-.FC1	-Z H1J+H07+P00
	9.2	2.93	15620	323	81500	O5R50.323DE160	2LP069.-0HF.0-5AJ0	2KJ3511-9JP23-.FG1	-Z H1J+H08+P00
9.4	1.00	15235	315	48700	O5R35.315DE160	2LP069.-0HB.0-6AJ0	2KJ3510-9JP23-.HG1	-Z H1J+P00	
9.4	1.34	15235	315	53100	O5R37.315DE160	2LP069.-0HC.0-6AJ0	2KJ3510-9JP23-.FG1	-Z H1J+H07+P00	
9.4	1.67	15235	315	54700	O5R40.315DE160	2LP069.-0HD.0-6AJ0	2KJ3510-9JP23-.FG1	-Z H1J+H07+P00	
9.7	2.42	14704	304	74600	O5R45.304DE160	2LP069.-0HE.0-5AJ0	2KJ3510-9JP23-.FB1	-Z H1J+H07+P00	
10.7	2.67	13371	276	72500	O5R45.276DE160	2LP069.-0HE.0-4AJ0	2KJ3511-9JP23-.FF1	-Z H1J+H08+P00	
11.0	1.17	13059	270	46500	O5R35.270DE160	2LP069.-0HB.0-5AJ0	2KJ3510-9JP23-.HF1	-Z H1J+P00	
11.0	1.56	13059	270	50700	O5R37.270DE160	2LP069.-0HC.0-5AJ0	2KJ3510-9JP23-.FF1	-Z H1J+H07+P00	
11.0	1.95	13059	270	52300	O5R40.270DE160	2LP069.-0HD.0-5AJ0	2KJ3510-9JP23-.FF1	-Z H1J+H07+P00	
11.2	1.20	12752	263	46200	O5R35.263DE160	2LP069.-0HB.0-4AJ0	2KJ3510-9JP23-.HE1	-Z H1J+P00	
11.2	1.60	12752	263	50300	O5R37.263DE160	2LP069.-0HC.0-4AJ0	2KJ3510-9JP23-.FE1	-Z H1J+H07+P00	
11.3	2.01	12682	262	51800	O5R40.262DE160	2LP069.-0HD.0-4AJ0	2KJ3511-9JP23-.HE1	-Z H1J+P00	
11.3	2.81	12682	262	71300	O5R45.262DE160	2LP069.-0HE.0-3AJ0	2KJ3511-9JP23-.FE1	-Z H1J+H08+P00	
12.9	2.29	11129	230	49800	O5R40.230DE160	2LP069.-0HD.0-3AJ0	2KJ3511-9JP23-.HD1	-Z H1J+P00	
13.1	1.40	10946	226	44100	O5R35.226DE160	2LP069.-0HB.0-3AJ0	2KJ3510-9JP23-.HD1	-Z H1J+P00	
13.1	1.86	10946	226	48100	O5R37.226DE160	2LP069.-0HC.0-3AJ0	2KJ3510-9JP23-.FD1	-Z H1J+H07+P00	
14.8	1.05	9675	200	29100	O5R30.200DE160	2LP069.-0HA.0-2AJ0	2KJ3510-9JP23-.HC1	-Z H1J+P00	
14.8	1.58	9675	200	42500	O5R35.200DE160	2LP069.-0HB.0-2AJ0	2KJ3510-9JP23-.HC1	-Z H1J+P00	
14.8	2.10	9675	200	46300	O5R37.200DE160	2LP069.-0HC.0-2AJ0	2KJ3510-9JP23-.FC1	-Z H1J+H07+P00	

<sup>1)</sup> The specified values refer to continuous stresses. For infrequent, brief stresses please refer to Table 1 on page 4/2.

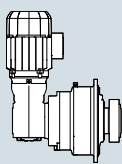


## Selection and ordering data (continued)

$P_N$ kW	$n_2$ rpm	$f_B$ -	$T_2$ Nm	$i_{total}$ -	$F_{R2,perm}^{1)}$ N	Short product description	FLENDER SIP	SIMOGEAR	Order codes
							planetary gear unit	geared motor	
							Article No.	Article No.	
15.0	14.8	2.63	9689	200	47800	O5R40.200DE160	2LP069.-0HD.0-2AJ0	2KJ3511-9JP23-.HC1	-Z H1J+P00
	17.3	2.46	8282	171	44200	O5R37.171DE160	2LP069.-0HC.0-1AJ0	2KJ3511-9JP23-.HB1	-Z H1J+P00
	17.4	1.24	8227	170	27700	O5R30.170DE160	2LP069.-0HA.0-1AJ0	2KJ3510-9JP23-.HB1	-Z H1J+P00
	17.4	1.86	8227	170	40500	O5R35.170DE160	2LP069.-0HB.0-1AJ0	2KJ3510-9JP23-.HB1	-Z H1J+P00
	20.2	2.87	7090	146	42200	O5R37.146DE160	2LP069.-0HC.0-0AJ0	2KJ3511-9JP23-.HA1	-Z H1J+P00
	20.3	1.44	7052	146	26500	O5R30.146DE160	2LP069.-0HA.0-0AJ0	2KJ3510-9JP23-.HA1	-Z H1J+P00
	20.3	2.17	7052	146	38600	O5R35.146DE160	2LP069.-0HB.0-0AJ0	2KJ3510-9JP23-.HA1	-Z H1J+P00
18.5	1.7	0.76	107033	1790	216200	O5R60.1790DE160	2LP069.-0HH.0-0CJ0	2KJ3511-9JT23-.FQ1	-Z H1J+H08+P00
	1.9	0.72	91494	1530	155400	O5R55.1530DE160	2LP069.-0HG.0-7BJ0	2KJ3511-9JT23-.FP1	-Z H1J+H08+P00
	1.9	0.89	91494	1530	216200	O5R60.1530DE160	2LP069.-0HH.0-8BJ0	2KJ3511-9JT23-.FP1	-Z H1J+H08+P00
	2.3	0.84	78317	1310	153500	O5R55.1310DE160	2LP069.-0HG.0-6BJ0	2KJ3511-9JT23-.FN1	-Z H1J+H08+P00
	2.3	1.04	78317	1310	213500	O5R60.1310DE160	2LP069.-0HH.0-7BJ0	2KJ3511-9JT23-.FN1	-Z H1J+H08+P00
	2.6	0.99	66922	1119	146400	O5R55.1119DE160	2LP069.-0HG.0-5BJ0	2KJ3511-9JT23-.FM1	-Z H1J+H08+P00
	2.6	1.22	66922	1119	203700	O5R60.1119DE160	2LP069.-0HH.0-6BJ0	2KJ3511-9JT23-.FM1	-Z H1J+H08+P00
	3.0	0.70	58648	488	74700	O5R37.488DE160	2LP069.-0HC.0-0BJ0	2KJ3510-9JT23-.FK1	-Z H1J+H07+P00
	3.0	0.77	59640	997	114300	O5R50.997DE160	2LP069.-0HF.0-5BJ0	2KJ3510-9JT23-.FL1	-Z H1J+H07+P00
	3.0	1.11	59758	999	141500	O5R55.999DE160	2LP069.-0HG.0-4BJ0	2KJ3511-9JT23-.FL1	-Z H1J+H08+P00
	3.0	1.36	59758	999	196900	O5R60.999DE160	2LP069.-0HH.0-5BJ0	2KJ3511-9JT23-.FL1	-Z H1J+H08+P00
	3.3	1.25	52816	883	136400	O5R55.883DE160	2LP069.-0HG.0-2BJ0	2KJ3511-9JT23-.FK1	-Z H1J+H08+P00
	3.3	1.54	52816	883	189700	O5R60.883DE160	2LP069.-0HH.0-4BJ0	2KJ3511-9JT23-.FK1	-Z H1J+H08+P00
	3.4	0.88	52147	872	109800	O5R50.872DE160	2LP069.-0HF.0-4BJ0	2KJ3510-9JT23-.FK1	-Z H1J+H07+P00
	3.5	0.81	50340	419	71400	O5R37.419DE160	2LP069.-0HC.0-8AJ0	2KJ3510-9JT23-.FJ1	-Z H1J+H07+P00
	3.8	1.43	46349	775	131100	O5R55.775DE160	2LP069.-0HG.0-3BJ0	2KJ3511-9JT23-.FJ1	-Z H1J+H08+P00
	3.8	1.76	46349	775	182400	O5R60.775DE160	2LP069.-0HH.0-3BJ0	2KJ3511-9JT23-.FJ1	-Z H1J+H08+P00
	3.9	0.80	44760	748	97800	O5R45.748DE160	2LP069.-0HE.0-3BJ0	2KJ3510-9JT23-.FJ1	-Z H1J+H07+P00
	3.9	1.02	44760	748	104900	O5R50.748DE160	2LP069.-0HF.0-3BJ0	2KJ3510-9JT23-.FJ1	-Z H1J+H07+P00
	4.4	1.64	40350	675	125800	O5R55.675DE160	2LP069.-0HG.0-2BJ0	2KJ3511-9JT23-.FH1	-Z H1J+H08+P00
	4.4	2.02	40350	675	175000	O5R60.675DE160	2LP069.-0HH.0-2BJ0	2KJ3511-9JT23-.FH1	-Z H1J+H08+P00
	4.5	0.90	39564	662	94300	O5R45.662DE160	2LP069.-0HE.0-2BJ0	2KJ3510-9JT23-.FH1	-Z H1J+H07+P00
	4.5	1.16	39564	662	101100	O5R50.662DE160	2LP069.-0HF.0-2BJ0	2KJ3510-9JT23-.FH1	-Z H1J+H07+P00
	5.1	1.92	34492	577	120000	O5R55.577DE160	2LP069.-0HG.0-1BJ0	2KJ3511-9JT23-.FG1	-Z H1J+H08+P00
	5.1	2.36	34492	577	166900	O5R60.577DE160	2LP069.-0HH.0-1BJ0	2KJ3511-9JT23-.FG1	-Z H1J+H08+P00
	5.3	0.76	33370	558	65000	O5R40.558DE160	2LP069.-0HD.0-1BJ0	2KJ3510-9JT23-.FL1	-Z H1J+H07+P00
	5.3	1.06	33643	563	89800	O5R45.563DE160	2LP069.-0HE.0-1BJ0	2KJ3510-9JT23-.FG1	-Z H1J+H07+P00
	5.3	1.36	33643	563	96300	O5R50.563DE160	2LP069.-0HF.0-1BJ0	2KJ3510-9JT23-.FG1	-Z H1J+H07+P00
6.0	2.24	29524	494	114500	O5R55.494DE160	2LP069.-0HG.0-0BJ0	2KJ3511-9JT23-.FF1	-Z H1J+H08+P00	
6.0	2.76	29524	494	159300	O5R60.494DE160	2LP069.-0HH.0-0BJ0	2KJ3511-9JT23-.FF1	-Z H1J+H08+P00	
6.1	0.70	29178	488	74700	O5R37.488DE160	2LP069.-0HC.0-0BJ0	2KJ3510-9JT23-.FK1	-Z H1J+H07+P00	
6.1	0.87	29178	488	62500	O5R40.488DE160	2LP069.-0HD.0-0BJ0	2KJ3510-9JT23-.FK1	-Z H1J+H07+P00	
6.1	1.23	28837	482	85700	O5R45.482DE160	2LP069.-0HE.0-0BJ0	2KJ3510-9JT23-.FF1	-Z H1J+H07+P00	
6.1	1.59	28837	482	91900	O5R50.482DE160	2LP069.-0HF.0-0BJ0	2KJ3510-9JT23-.FF1	-Z H1J+H07+P00	
6.2	2.86	28476	476	157600	O5R60.476DE160	2LP069.-0HH.0-8AJ0	2KJ3512-9JT23-.HJ1	-Z H1J+P00	
6.3	1.26	28159	471	85100	O5R45.471DE160	2LP069.-0HE.0-8AJ0	2KJ3510-9JT23-.FE1	-Z H1J+H07+P00	
6.3	1.63	28159	471	91300	O5R50.471DE160	2LP069.-0HF.0-8AJ0	2KJ3510-9JT23-.FE1	-Z H1J+H07+P00	
6.3	2.36	28005	468	112700	O5R55.468DE160	2LP069.-0HG.0-8AJ0	2KJ3511-9JT23-.FE1	-Z H1J+H08+P00	
6.8	1.76	25933	434	89100	O5R50.434DE160	2LP069.-0HF.0-7AJ0	2KJ3511-9JT23-.FJ1	-Z H1J+H08+P00	
7.1	0.81	25044	419	71400	O5R37.419DE160	2LP069.-0HC.0-8AJ0	2KJ3510-9JT23-.FJ1	-Z H1J+H07+P00	
7.1	1.02	25044	419	59700	O5R40.419DE160	2LP069.-0HD.0-8AJ0	2KJ3510-9JT23-.FJ1	-Z H1J+H07+P00	

<sup>1)</sup> The specified values refer to continuous stresses. For infrequent, brief stresses please refer to Table 1 on page 4/2.





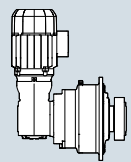
## Planetary geared motors, right-angled

### 2-pole geared motors

#### Selection and ordering data (continued)

$P_N$ kW	$n_2$ rpm	$f_B$ -	$T_2$ Nm	$i_{total}$ -	$F_{R2,perm}^{1)}$ N	Short product description	FLENDER SIP planetary gear unit	SIMOGEAR geared motor	Order codes
							Article No.	Article No.	
18.5	7.1	2.66	24818	415	108700	O5R55.415DE160	2LP069.-0HG.0-7AJ0	2KJ3512-9JT23-.HH1	-Z H1J+P00
	7.3	1.47	24171	404	81300	O5R45.404DE160	2LP069.-0HE.0-7AJ0	2KJ3510-9JT23-.FD1	-Z H1J+H07+P00
	7.8	2.03	22577	378	85400	O5R50.378DE160	2LP069.-0HF.0-6AJ0	2KJ3511-9JT23-.FH1	-Z H1J+H08+P00
	7.8	2.92	22652	379	105800	O5R55.379DE160	2LP069.-0HG.0-6AJ0	2KJ3512-9JT23-.HG1	-Z H1J+P00
	8.0	0.92	22137	370	55800	O5R37.370DE160	2LP069.-0HC.0-7AJ0	2KJ3510-9JT23-.FH1	-Z H1J+H07+P00
	8.0	1.15	22137	370	57500	O5R40.370DE160	2LP069.-0HD.0-7AJ0	2KJ3510-9JT23-.FH1	-Z H1J+H07+P00
	8.3	1.67	21365	357	78300	O5R45.357DE160	2LP069.-0HE.0-6AJ0	2KJ3510-9JT23-.FC1	-Z H1J+H07+P00
	9.2	2.37	19299	323	81500	O5R50.323DE160	2LP069.-0HF.0-5AJ0	2KJ3511-9JT23-.FG1	-Z H1J+H08+P00
	9.4	0.81	18824	315	48700	O5R35.315DE160	2LP069.-0HB.0-6AJ0	2KJ3510-9JT23-.HG1	-Z H1J+P00
	9.4	1.08	18824	315	53100	O5R37.315DE160	2LP069.-0HC.0-6AJ0	2KJ3510-9JT23-.FG1	-Z H1J+H07+P00
	9.4	1.35	18824	315	54800	O5R40.315DE160	2LP069.-0HD.0-6AJ0	2KJ3510-9JT23-.FG1	-Z H1J+H07+P00
	9.7	1.96	18167	304	74600	O5R45.304DE160	2LP069.-0HE.0-5AJ0	2KJ3510-9JT23-.FB1	-Z H1J+H07+P00
	10.7	2.15	16520	276	72500	O5R45.276DE160	2LP069.-0HE.0-4AJ0	2KJ3511-9JT23-.FF1	-Z H1J+H08+P00
	10.7	2.77	16520	276	77800	O5R50.276DE160	2LP069.-0HF.0-4AJ0	2KJ3511-9JT23-.FF1	-Z H1J+H08+P00
	11.0	0.95	16135	270	46500	O5R35.270DE160	2LP069.-0HB.0-5AJ0	2KJ3510-9JT23-.HF1	-Z H1J+P00
	11.0	1.26	16135	270	50700	O5R37.270DE160	2LP069.-0HC.0-5AJ0	2KJ3510-9JT23-.FF1	-Z H1J+H07+P00
	11.0	1.58	16135	270	52300	O5R40.270DE160	2LP069.-0HD.0-5AJ0	2KJ3510-9JT23-.FF1	-Z H1J+H07+P00
	11.2	0.97	15756	263	46200	O5R35.263DE160	2LP069.-0HB.0-4AJ0	2KJ3510-9JT23-.HE1	-Z H1J+P00
	11.2	1.29	15756	263	50400	O5R37.263DE160	2LP069.-0HC.0-4AJ0	2KJ3510-9JT23-.FE1	-Z H1J+H07+P00
	11.3	1.62	15669	262	51800	O5R40.262DE160	2LP069.-0HD.0-4AJ0	2KJ3511-9JT23-.HE1	-Z H1J+P00
	11.3	2.27	15669	262	71400	O5R45.262DE160	2LP069.-0HE.0-3AJ0	2KJ3511-9JT23-.FE1	-Z H1J+H08+P00
	11.4	2.95	15497	259	76300	O5R50.259DE160	2LP069.-0HF.0-3AJ0	2KJ3512-9JT23-.HD1	-Z H1J+P00
	12.9	1.85	13750	230	49800	O5R40.230DE160	2LP069.-0HD.0-3AJ0	2KJ3511-9JT23-.HD1	-Z H1J+P00
	12.9	2.59	13750	230	68600	O5R45.230DE160	2LP069.-0HE.0-2AJ0	2KJ3511-9JT23-.FD1	-Z H1J+H08+P00
	13.1	1.13	13524	226	44100	O5R35.226DE160	2LP069.-0HB.0-3AJ0	2KJ3510-9JT23-.HD1	-Z H1J+P00
	13.1	1.50	13524	226	48100	O5R37.226DE160	2LP069.-0HC.0-3AJ0	2KJ3510-9JT23-.FD1	-Z H1J+H07+P00
	14.8	0.85	11954	200	29100	O5R30.200DE160	2LP069.-0HB.0-2AJ0	2KJ3510-9JT23-.HC1	-Z H1J+P00
	14.8	1.28	11954	200	42500	O5R35.200DE160	2LP069.-0HB.0-2AJ0	2KJ3510-9JT23-.HC1	-Z H1J+P00
	14.8	1.70	11954	200	46300	O5R37.200DE160	2LP069.-0HC.0-2AJ0	2KJ3510-9JT23-.FC1	-Z H1J+H07+P00
	14.8	2.12	11971	200	47800	O5R40.200DE160	2LP069.-0HD.0-2AJ0	2KJ3511-9JT23-.HC1	-Z H1J+P00
	14.8	2.97	11971	200	65800	O5R45.200DE160	2LP069.-0HE.0-1AJ0	2KJ3511-9JT23-.FC1	-Z H1J+H08+P00
	17.3	1.99	10233	171	44200	O5R37.171DE160	2LP069.-0HC.0-1AJ0	2KJ3511-9JT23-.HB1	-Z H1J+P00
17.3	2.48	10233	171	45600	O5R40.171DE160	2LP069.-0HD.0-1AJ0	2KJ3511-9JT23-.HB1	-Z H1J+P00	
17.4	1.00	10165	170	27800	O5R30.170DE160	2LP069.-0HB.0-1AJ0	2KJ3510-9JT23-.HB1	-Z H1J+P00	
17.4	1.50	10165	170	40500	O5R35.170DE160	2LP069.-0HB.0-1AJ0	2KJ3510-9JT23-.HB1	-Z H1J+P00	
20.2	2.32	8760	146	42200	O5R37.146DE160	2LP069.-0HC.0-0AJ0	2KJ3511-9JT23-.HA1	-Z H1J+P00	
20.2	2.90	8760	146	43500	O5R40.146DE160	2LP069.-0HD.0-0AJ0	2KJ3511-9JT23-.HA1	-Z H1J+P00	
20.3	1.17	8713	146	26500	O5R30.146DE160	2LP069.-0HB.0-0AJ0	2KJ3510-9JT23-.HA1	-Z H1J+P00	
20.3	1.75	8713	146	38700	O5R35.146DE160	2LP069.-0HB.0-0AJ0	2KJ3510-9JT23-.HA1	-Z H1J+P00	

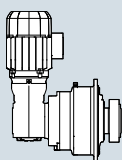
<sup>1)</sup> The specified values refer to continuous stresses. For infrequent, brief stresses please refer to Table 1 on page 4/2.



## Selection and ordering data

$P_N$	$n_2$	$f_B$	$T_2$	$i_{total}$	$F_{R2,perm}^{1)}$	Short product description	FLENDER SIP planetary gear unit	SIMOGEAR geared motor	Order codes	
kW	rpm	-	Nm	-	N		Article No.	Article No.		
0.09	0.09	1.13	9061	8971	45500	O5R30.8971DE63	2LP069.-0HA.0-7DB0	2KJ3505-9BD11-.FJ2	-Z H1J+H05+P01	
	0.09	1.69	9061	8971	69400	O5R35.8971DE63	2LP069.-0HB.0-7DB0	2KJ3505-9BD11-.FJ2	-Z H1J+H05+P01	
	0.10	2.29	8895	8807	76000	O5R37.8807DE63	2LP069.-0HC.0-7DB0	2KJ3507-9BD11-.FH2	-Z H1J+H06+P01	
	0.10	2.87	8895	8807	80800	O5R40.8807DE63	2LP069.-0HD.0-0EB0	2KJ3507-9BD11-.FH2	-Z H1J+H06+P01	
	0.11	1.27	8057	7977	45500	O5R30.7977DE63	2LP069.-0HA.0-6DB0	2KJ3505-9BD11-.FH2	-Z H1J+H05+P01	
	0.11	1.90	8057	7977	69400	O5R35.7977DE63	2LP069.-0HB.0-6DB0	2KJ3505-9BD11-.FH1	-Z H1J+H05+P01	
	0.11	2.52	8087	8006	76000	O5R37.8006DE63	2LP069.-0HC.0-6DB0	2KJ3507-9BD11-.FG1	-Z H1J+H06+P01	
	0.12	1.44	7074	7004	45500	O5R30.7004DE63	2LP069.-0HA.0-5DB0	2KJ3505-9BD11-.FG2	-Z H1J+H05+P01	
	0.12	2.16	7074	7004	69400	O5R35.7004DE63	2LP069.-0HB.0-5DB0	2KJ3505-9BD11-.FG1	-Z H1J+H05+P01	
	0.12	2.97	6878	6810	76000	O5R37.6810DE63	2LP069.-0HC.0-5DB0	2KJ3507-9BD11-.FF1	-Z H1J+H06+P01	
	0.13	1.59	6431	6367	45500	O5R30.6367DE63	2LP069.-0HA.0-4DB0	2KJ3505-9BD11-.FF2	-Z H1J+H05+P01	
	0.13	2.38	6431	6367	69400	O5R35.6367DE63	2LP069.-0HB.0-4DB0	2KJ3505-9BD11-.FF1	-Z H1J+H05+P01	
	0.16	1.85	5502	5448	45500	O5R30.5448DE63	2LP069.-0HA.0-3DB0	2KJ3505-9BD11-.FE2	-Z H1J+H05+P01	
	0.16	2.78	5502	5448	69400	O5R35.5448DE63	2LP069.-0HB.0-3DB0	2KJ3505-9BD11-.FE1	-Z H1J+H05+P01	
	0.17	2.04	5002	4952	45500	O5R30.4952DE63	2LP069.-0HA.0-2DB0	2KJ3505-9BD11-.FD2	-Z H1J+H05+P01	
	0.19	2.31	4421	4378	45500	O5R30.4378DE63	2LP069.-0HA.0-1DB0	2KJ3505-9BD11-.FC2	-Z H1J+H05+P01	
	0.21	2.54	4019	3980	45500	O5R30.3980DE63	2LP069.-0HA.0-0DB0	2KJ3505-9BD11-.FB2	-Z H1J+H05+P01	
	0.24	2.90	3521	3486	45500	O5R30.3486DE63	2LP069.-0HA.0-8CB0	2KJ3505-9BD11-.FA2	-Z H1J+H05+P01	
	0.12	0.08	2.47	14444	10942	107700	O5R45.10942DE63	2LP069.-0HE.0-8DB0	2KJ3508-9BE11-.FJ2	-Z H1J+P01
		0.09	2.72	13131	9948	107700	O5R45.9948DE63	2LP069.-0HE.0-7DB0	2KJ3508-9BE11-.FH2	-Z H1J+P01
0.10		0.86	11842	8971	45500	O5R30.8971DE63	2LP069.-0HA.0-7DB0	2KJ3505-9BE11-.FJ2	-Z H1J+H05+P01	
0.10		1.29	11842	8971	69400	O5R35.8971DE63	2LP069.-0HB.0-7DB0	2KJ3505-9BE11-.FJ2	-Z H1J+H05+P01	
0.10		1.76	11625	8807	76000	O5R37.8807DE63	2LP069.-0HC.0-7DB0	2KJ3507-9BE11-.FH2	-Z H1J+H06+P01	
0.10		2.19	11625	8807	80800	O5R40.8807DE63	2LP069.-0HD.0-0EB0	2KJ3507-9BE11-.FH2	-Z H1J+H06+P01	
0.11		0.97	10530	7977	45500	O5R30.7977DE63	2LP069.-0HA.0-6DB0	2KJ3505-9BE11-.FH2	-Z H1J+H05+P01	
0.11		1.45	10530	7977	69400	O5R35.7977DE63	2LP069.-0HB.0-6DB0	2KJ3505-9BE11-.FH2	-Z H1J+H05+P01	
0.11		1.93	10569	8006	76000	O5R37.8006DE63	2LP069.-0HC.0-6DB0	2KJ3507-9BE11-.FG2	-Z H1J+H06+P01	
0.11		2.41	10569	8006	80800	O5R40.8006DE63	2LP069.-0HD.0-8DB0	2KJ3507-9BE11-.FG2	-Z H1J+H06+P01	
0.12		1.10	9245	7004	45500	O5R30.7004DE63	2LP069.-0HA.0-5DB0	2KJ3505-9BE11-.FG2	-Z H1J+H05+P01	
0.12		1.66	9245	7004	69400	O5R35.7004DE63	2LP069.-0HB.0-5DB0	2KJ3505-9BE11-.FG2	-Z H1J+H05+P01	
0.13		2.27	8989	6810	76000	O5R37.6810DE63	2LP069.-0HC.0-5DB0	2KJ3507-9BE11-.FF2	-Z H1J+H06+P01	
0.13		2.84	8989	6810	80800	O5R40.6810DE63	2LP069.-0HD.0-7DB0	2KJ3507-9BE11-.FF2	-Z H1J+H06+P01	
0.14		1.21	8405	6367	45500	O5R30.6367DE63	2LP069.-0HA.0-4DB0	2KJ3505-9BE11-.FF2	-Z H1J+H05+P01	
0.14		1.82	8405	6367	69400	O5R35.6367DE63	2LP069.-0HB.0-4DB0	2KJ3505-9BE11-.FF2	-Z H1J+H05+P01	
0.14		2.50	8172	6191	76000	O5R37.6191DE63	2LP069.-0HC.0-4DB0	2KJ3507-9BE11-.FE2	-Z H1J+H06+P01	
0.16		1.42	7191	5448	45500	O5R30.5448DE63	2LP069.-0HA.0-3DB0	2KJ3505-9BE11-.FE2	-Z H1J+H05+P01	
0.16		2.13	7191	5448	69400	O5R35.5448DE63	2LP069.-0HB.0-3DB0	2KJ3505-9BE11-.FE2	-Z H1J+H05+P01	
0.16		2.80	7291	5523	76000	O5R37.5523DE63	2LP069.-0HC.0-3DB0	2KJ3507-9BE11-.FD2	-Z H1J+H06+P01	
0.18		1.56	6537	4952	45500	O5R30.4952DE63	2LP069.-0HA.0-2DB0	2KJ3505-9BE11-.FD2	-Z H1J+H05+P01	
0.18		2.34	6537	4952	69400	O5R35.4952DE63	2LP069.-0HB.0-2DB0	2KJ3505-9BE11-.FD2	-Z H1J+H05+P01	
0.20		1.77	5778	4378	45500	O5R30.4378DE63	2LP069.-0HA.0-1DB0	2KJ3505-9BE11-.FC2	-Z H1J+H05+P01	
0.20		2.65	5778	4378	69400	O5R35.4378DE63	2LP069.-0HB.0-1DB0	2KJ3505-9BE11-.FC2	-Z H1J+H05+P01	
0.22		1.94	5253	3980	45500	O5R30.3980DE63	2LP069.-0HA.0-0DB0	2KJ3505-9BE11-.FB2	-Z H1J+H05+P01	
0.22		2.91	5253	3980	69400	O5R35.3980DE63	2LP069.-0HB.0-0DB0	2KJ3505-9BE11-.FB2	-Z H1J+H05+P01	
0.25		2.22	4601	3486	45500	O5R30.3486DE63	2LP069.-0HA.0-8CB0	2KJ3505-9BE11-.FA2	-Z H1J+H05+P01	
0.27	2.40	4247	3218	45500	O5R30.3218DE63	2LP069.-0HA.0-7CB0	2KJ3505-9BE11-.FX1	-Z H1J+H05+P01		
0.31	2.71	3761	2849	45500	O5R30.2849DE63	2LP069.-0HA.0-6CB0	2KJ3505-9BE11-.FW1	-Z H1J+H05+P01		

<sup>1)</sup> The specified values refer to continuous stresses. For infrequent, brief stresses please refer to Table 1 on page 4/2.



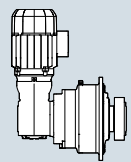
## Planetary geared motors, right-angled

### 6-pole geared motors

#### Selection and ordering data (continued)

$P_N$ kW	$n_2$ rpm	$f_B$ -	$T_2$ Nm	$i_{total}$ -	$F_{R2,perm}^{1)}$ N	Short product description	FLENDER SIP planetary gear unit	SIMOGEAR geared motor	Order codes
							Article No.	Article No.	
0.18	0.08	1.62	22104	10942	107700	O5R45.10942DE71	2LP069.-0HE.0-8DC0	2KJ3508-9CD11-.HJ2	-Z H1J+P01
	0.08	2.19	20977	10384	121300	O5R50.10384DE71	2LP069.-0HF.0-8DC0	2KJ3510-9CD11-.FK2	-Z H1J+H07+P01
	0.09	0.84	18122	8971	69400	O5R35.8971DE71	2LP069.-0HB.0-7DC0	2KJ3505-9CD11-.FJ2	-Z H1J+H05+P01
	0.09	1.78	20094	9948	107700	O5R45.9948DE71	2LP069.-0HE.0-7DC0	2KJ3508-9CD11-.HH2	-Z H1J+P01
	0.09	2.41	19070	9440	121300	O5R50.9440DE71	2LP069.-0HF.0-7DC0	2KJ3510-9CD11-.FJ2	-Z H1J+H07+P01
	0.10	1.15	17790	8807	76000	O5R37.8807DE71	2LP069.-0HC.0-7DC0	2KJ3507-9CD11-.FH2	-Z H1J+H06+P01
	0.10	1.43	17790	8807	80800	O5R40.8807DE71	2LP069.-0HD.0-0EC0	2KJ3507-9CD11-.FH2	-Z H1J+H06+P01
	0.10	2.09	17091	8461	107700	O5R45.8461DE71	2LP069.-0HE.0-6DC0	2KJ3508-9CD11-.HG2	-Z H1J+P01
	0.10	2.68	17105	8468	121300	O5R50.8468DE71	2LP069.-0HF.0-6DC0	2KJ3510-9CD11-.FH2	-Z H1J+H07+P01
	0.11	0.95	16113	7977	69400	O5R35.7977DE71	2LP069.-0HB.0-6DC0	2KJ3505-9CD11-.FH2	-Z H1J+H05+P01
	0.11	1.26	16173	8006	76000	O5R37.8006DE71	2LP069.-0HC.0-6DC0	2KJ3507-9CD11-.FG2	-Z H1J+H06+P01
	0.11	1.58	16173	8006	80800	O5R40.8006DE71	2LP069.-0HD.0-8DC0	2KJ3507-9CD11-.FG2	-Z H1J+H06+P01
	0.11	2.30	15537	7692	107700	O5R45.7692DE71	2LP069.-0HE.0-5DC0	2KJ3508-9CD11-.HF2	-Z H1J+P01
	0.11	2.99	15379	7613	121300	O5R50.7613DE71	2LP069.-0HF.0-5DC0	2KJ3510-9CD11-.FG2	-Z H1J+H07+P01
	0.12	0.72	14148	7004	45500	O5R30.7004DE71	2LP069.-0HA.0-5DC0	2KJ3505-9CD11-.FG2	-Z H1J+H05+P01
	0.12	1.08	14148	7004	69400	O5R35.7004DE71	2LP069.-0HB.0-5DC0	2KJ3505-9CD11-.FG2	-Z H1J+H05+P01
	0.12	1.48	13755	6810	76000	O5R37.6810DE71	2LP069.-0HC.0-5DC0	2KJ3507-9CD11-.FF2	-Z H1J+H06+P01
	0.12	1.85	13755	6810	80800	O5R40.6810DE71	2LP069.-0HD.0-7DC0	2KJ3507-9CD11-.FF2	-Z H1J+H06+P01
	0.12	2.58	13862	6863	107700	O5R45.6863DE71	2LP069.-0HE.0-4DC0	2KJ3508-9CD11-.HE2	-Z H1J+P01
	0.13	0.79	12862	6367	45500	O5R30.6367DE71	2LP069.-0HA.0-4DC0	2KJ3505-9CD11-.FF2	-Z H1J+H05+P01
	0.13	1.19	12862	6367	69400	O5R35.6367DE71	2LP069.-0HB.0-4DC0	2KJ3505-9CD11-.FF2	-Z H1J+H05+P01
	0.14	1.63	12505	6191	76000	O5R37.6191DE71	2LP069.-0HC.0-4DC0	2KJ3507-9CD11-.FE2	-Z H1J+H06+P01
	0.14	2.04	12505	6191	80800	O5R40.6191DE71	2LP069.-0HD.0-6DC0	2KJ3507-9CD11-.FE2	-Z H1J+H06+P01
	0.14	2.87	12429	6153	107700	O5R45.6153DE71	2LP069.-0HE.0-3DC0	2KJ3508-9CD11-.HD2	-Z H1J+P01
	0.15	1.83	11157	5523	76000	O5R37.5523DE71	2LP069.-0HC.0-3DC0	2KJ3507-9CD11-.FD2	-Z H1J+H06+P01
	0.15	2.29	11157	5523	80800	O5R40.5523DE71	2LP069.-0HD.0-5DC0	2KJ3507-9CD11-.FD2	-Z H1J+H06+P01
	0.16	0.93	11004	5448	45500	O5R30.5448DE71	2LP069.-0HA.0-3DC0	2KJ3505-9CD11-.FE2	-Z H1J+H05+P01
	0.16	1.39	11004	5448	69400	O5R35.5448DE71	2LP069.-0HB.0-3DC0	2KJ3505-9CD11-.FE2	-Z H1J+H05+P01
	0.17	1.02	10004	4952	45500	O5R30.4952DE71	2LP069.-0HA.0-2DC0	2KJ3505-9CD11-.FD2	-Z H1J+H05+P01
	0.17	1.53	10004	4952	69400	O5R35.4952DE71	2LP069.-0HB.0-2DC0	2KJ3505-9CD11-.FD2	-Z H1J+H05+P01
	0.17	2.04	10004	4952	76000	O5R37.4952DE71	2LP069.-0HC.0-2DC0	2KJ3507-9CD11-.FC2	-Z H1J+H06+P01
	0.17	2.55	10004	4952	80800	O5R40.4952DE71	2LP069.-0HD.0-4DC0	2KJ3507-9CD11-.FC2	-Z H1J+H06+P01
	0.19	1.15	8843	4378	45500	O5R30.4378DE71	2LP069.-0HA.0-1DC0	2KJ3505-9CD11-.FC2	-Z H1J+H05+P01
0.19	1.73	8843	4378	69400	O5R35.4378DE71	2LP069.-0HB.0-1DC0	2KJ3505-9CD11-.FC2	-Z H1J+H05+P01	
0.19	2.26	9017	4464	76000	O5R37.4464DE71	2LP069.-0HC.0-1DC0	2KJ3507-9CD11-.FB2	-Z H1J+H06+P01	
0.19	2.83	9017	4464	80800	O5R40.4464DE71	2LP069.-0HD.0-3DC0	2KJ3507-9CD11-.FB2	-Z H1J+H06+P01	
0.21	1.27	8039	3980	45500	O5R30.3980DE71	2LP069.-0HA.0-0DC0	2KJ3505-9CD11-.FB2	-Z H1J+H05+P01	
0.21	1.90	8039	3980	69400	O5R35.3980DE71	2LP069.-0HB.0-0DC0	2KJ3505-9CD11-.FB2	-Z H1J+H05+P01	
0.21	2.45	8324	4121	76000	O5R37.4121DE71	2LP069.-0HC.0-0DC0	2KJ3507-9CD11-.FA2	-Z H1J+H06+P01	
0.23	2.69	7598	3761	76000	O5R37.3761DE71	2LP069.-0HC.0-8CC0	2KJ3507-9CD11-.FX1	-Z H1J+H06+P01	
0.24	1.45	7041	3486	45500	O5R30.3486DE71	2LP069.-0HA.0-8CC0	2KJ3505-9CD11-.FA2	-Z H1J+H05+P01	
0.24	2.17	7041	3486	69400	O5R35.3486DE71	2LP069.-0HB.0-8CC0	2KJ3505-9CD11-.FA2	-Z H1J+H05+P01	
0.26	1.57	6500	3218	45500	O5R30.3218DE71	2LP069.-0HA.0-7CC0	2KJ3505-9CD11-.FX1	-Z H1J+H05+P01	
0.26	2.35	6500	3218	69400	O5R35.3218DE71	2LP069.-0HB.0-7CC0	2KJ3505-9CD11-.FX1	-Z H1J+H05+P01	
0.30	1.77	5755	2849	45500	O5R30.2849DE71	2LP069.-0HA.0-6CC0	2KJ3505-9CD11-.FW1	-Z H1J+H05+P01	
0.30	2.66	5755	2849	69400	O5R35.2849DE71	2LP069.-0HB.0-6CC0	2KJ3505-9CD11-.FW1	-Z H1J+H05+P01	
0.36	2.13	4790	2371	45500	O5R30.2371DE71	2LP069.-0HA.0-5CC0	2KJ3505-9CD11-.FV1	-Z H1J+H05+P01	
0.38	2.26	4508	2232	45500	O5R30.2232DE71	2LP069.-0HA.0-4CC0	2KJ3505-9CD11-.FU1	-Z H1J+H05+P01	

<sup>1)</sup> The specified values refer to continuous stresses. For infrequent, brief stresses please refer to Table 1 on page 4/2.

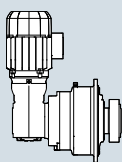


## Selection and ordering data (continued)

$P_N$ kW	$n_2$ rpm	$f_B$ -	$T_2$ Nm	$i_{total}$ -	$F_{R2,perm}^{1)}$ N	Short product description	FLENDER SIP planetary gear unit	SIMOGEAR geared motor	Order codes
							Article No.	Article No.	
0.18	0.43	2.53	4039	2000	45500	O5R30.2000DE71	2LP069.-0HA.0-3CC0	2KJ3505-9CD11-.FT1	-Z H1J+H05+P01
	0.50	2.97	3439	1702	45500	O5R30.1702DE71	2LP069.-0HA.0-2CC0	2KJ3505-9CD11-.FS1	-Z H1J+H05+P01
0.25	0.08	1.17	30420	10942	107700	O5R45.10942DE71	2LP069.-0HE.0-8DC0	2KJ3508-9CE11-.HJ2	-Z H1J+P01
	0.08	1.59	28869	10384	121300	O5R50.10384DE71	2LP069.-0HF.0-8DC0	2KJ3510-9CE11-.FK2	-Z H1J+H07+P01
	0.09	1.29	27655	9948	107700	O5R45.9948DE71	2LP069.-0HE.0-7DC0	2KJ3508-9CE11-.HH2	-Z H1J+P01
	0.09	1.75	26244	9440	121300	O5R50.9440DE71	2LP069.-0HF.0-7DC0	2KJ3510-9CE11-.FJ2	-Z H1J+H07+P01
	0.10	0.83	24484	8807	76000	O5R37.8807DE71	2LP069.-0HC.0-7DC0	2KJ3507-9CE11-.FH2	-Z H1J+H06+P01
	0.10	1.04	24484	8807	80800	O5R40.8807DE71	2LP069.-0HD.0-0EC0	2KJ3507-9CE11-.FH2	-Z H1J+H06+P01
	0.10	1.52	23521	8461	107700	O5R45.8461DE71	2LP069.-0HE.0-6DC0	2KJ3508-9CE11-.HG2	-Z H1J+P01
	0.10	1.95	23540	8468	121300	O5R50.8468DE71	2LP069.-0HF.0-6DC0	2KJ3510-9CE11-.FH2	-Z H1J+H07+P01
	0.11	0.92	22258	8006	76000	O5R37.8006DE71	2LP069.-0HC.0-6DC0	2KJ3507-9CE11-.FG2	-Z H1J+H06+P01
	0.11	1.15	22258	8006	80800	O5R40.8006DE71	2LP069.-0HD.0-8DC0	2KJ3507-9CE11-.FG2	-Z H1J+H06+P01
	0.11	1.67	21382	7692	107700	O5R45.7692DE71	2LP069.-0HE.0-5DC0	2KJ3508-9CE11-.HF2	-Z H1J+P01
	0.11	2.17	21165	7613	121300	O5R50.7613DE71	2LP069.-0HF.0-5DC0	2KJ3510-9CE11-.FG2	-Z H1J+H07+P01
	0.12	0.79	19472	7004	69400	O5R35.7004DE71	2LP069.-0HB.0-5DC0	2KJ3505-9CE11-.FG2	-Z H1J+H05+P01
	0.12	2.40	19142	6886	121300	O5R50.6886DE71	2LP069.-0HF.0-4DC0	2KJ3510-9CE11-.FF2	-Z H1J+H07+P01
	0.13	1.08	18931	6810	76000	O5R37.6810DE71	2LP069.-0HC.0-5DC0	2KJ3507-9CE11-.FF2	-Z H1J+H06+P01
	0.13	1.35	18931	6810	80800	O5R40.6810DE71	2LP069.-0HD.0-7DC0	2KJ3507-9CE11-.FF2	-Z H1J+H06+P01
	0.13	1.87	19078	6863	107700	O5R45.6863DE71	2LP069.-0HE.0-4DC0	2KJ3508-9CE11-.HE2	-Z H1J+P01
	0.14	0.86	17701	6367	69400	O5R35.6367DE71	2LP069.-0HB.0-4DC0	2KJ3505-9CE11-.FF2	-Z H1J+H05+P01
	0.14	1.19	17210	6191	76000	O5R37.6191DE71	2LP069.-0HC.0-4DC0	2KJ3507-9CE11-.FE2	-Z H1J+H06+P01
	0.14	1.48	17210	6191	80800	O5R40.6191DE71	2LP069.-0HD.0-6DC0	2KJ3507-9CE11-.FE2	-Z H1J+H06+P01
	0.14	2.09	17106	6153	107700	O5R45.6153DE71	2LP069.-0HE.0-3DC0	2KJ3508-9CE11-.HD2	-Z H1J+P01
	0.14	2.60	17670	6356	121300	O5R50.6356DE71	2LP069.-0HF.0-3DC0	2KJ3510-9CE11-.FE2	-Z H1J+H07+P01
	0.15	2.84	16186	5822	121300	O5R50.5822DE71	2LP069.-0HF.0-2DC0	2KJ3510-9CE11-.FD2	-Z H1J+H07+P01
	0.16	1.01	15145	5448	69400	O5R35.5448DE71	2LP069.-0HB.0-3DC0	2KJ3505-9CE11-.FE2	-Z H1J+H05+P01
	0.16	1.33	15355	5523	76000	O5R37.5523DE71	2LP069.-0HC.0-3DC0	2KJ3507-9CE11-.FD2	-Z H1J+H06+P01
	0.16	1.66	15355	5523	80800	O5R40.5523DE71	2LP069.-0HD.0-5DC0	2KJ3507-9CE11-.FD2	-Z H1J+H06+P01
	0.16	2.32	15419	5546	107700	O5R45.5546DE71	2LP069.-0HE.0-2DC0	2KJ3508-9CE11-.HC2	-Z H1J+P01
0.17	0.74	13768	4952	45500	O5R30.4952DE71	2LP069.-0HA.0-2DC0	2KJ3505-9CE11-.FD2	-Z H1J+H05+P01	
0.17	1.11	13768	4952	69400	O5R35.4952DE71	2LP069.-0HB.0-2DC0	2KJ3505-9CE11-.FD2	-Z H1J+H05+P01	
0.17	1.48	13768	4952	76000	O5R37.4952DE71	2LP069.-0HC.0-2DC0	2KJ3507-9CE11-.FC2	-Z H1J+H06+P01	
0.17	1.85	13768	4952	80800	O5R40.4952DE71	2LP069.-0HD.0-4DC0	2KJ3507-9CE11-.FC2	-Z H1J+H06+P01	
0.17	2.51	14233	5120	107700	O5R45.5120DE71	2LP069.-0HE.0-1DC0	2KJ3508-9CE11-.HB2	-Z H1J+P01	
0.18	2.75	12992	4674	107700	O5R45.4674DE71	2LP069.-0HE.0-0DC0	2KJ3508-9CE11-.HA2	-Z H1J+P01	
0.19	1.64	12410	4464	76000	O5R37.4464DE71	2LP069.-0HC.0-1DC0	2KJ3507-9CE11-.FB2	-Z H1J+H06+P01	
0.19	2.06	12410	4464	80800	O5R40.4464DE71	2LP069.-0HD.0-3DC0	2KJ3507-9CE11-.FB2	-Z H1J+H06+P01	
0.20	0.84	12170	4378	45500	O5R30.4378DE71	2LP069.-0HA.0-1DC0	2KJ3505-9CE11-.FC2	-Z H1J+H05+P01	
0.20	1.26	12170	4378	69400	O5R35.4378DE71	2LP069.-0HB.0-1DC0	2KJ3505-9CE11-.FC2	-Z H1J+H05+P01	
0.21	1.78	11455	4121	76000	O5R37.4121DE71	2LP069.-0HC.0-0DC0	2KJ3507-9CE11-.FA2	-Z H1J+H06+P01	
0.21	2.23	11455	4121	80800	O5R40.4121DE71	2LP069.-0HD.0-2DC0	2KJ3507-9CE11-.FA2	-Z H1J+H06+P01	
0.22	0.92	11063	3980	45500	O5R30.3980DE71	2LP069.-0HA.0-0DC0	2KJ3505-9CE11-.FB2	-Z H1J+H05+P01	
0.22	1.38	11063	3980	69400	O5R35.3980DE71	2LP069.-0HB.0-0DC0	2KJ3505-9CE11-.FB2	-Z H1J+H05+P01	
0.23	1.95	10457	3761	76000	O5R37.3761DE71	2LP069.-0HC.0-8CC0	2KJ3507-9CE11-.FX1	-Z H1J+H06+P01	
0.23	2.44	10457	3761	80800	O5R40.3761DE71	2LP069.-0HD.0-1DC0	2KJ3507-9CE11-.FX1	-Z H1J+H06+P01	
0.25	1.05	9691	3486	45500	O5R30.3486DE71	2LP069.-0HA.0-8CC0	2KJ3505-9CE11-.FA2	-Z H1J+H05+P01	
0.25	1.58	9691	3486	69400	O5R35.3486DE71	2LP069.-0HB.0-8CC0	2KJ3505-9CE11-.FA2	-Z H1J+H05+P01	
0.27	1.14	8945	3218	45500	O5R30.3218DE71	2LP069.-0HA.0-7CC0	2KJ3505-9CE11-.FX1	-Z H1J+H05+P01	

<sup>1)</sup> The specified values refer to continuous stresses. For infrequent, brief stresses please refer to Table 1 on page 4/2.





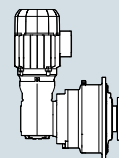
## Planetary geared motors, right-angled

### 6-pole geared motors

#### Selection and ordering data (continued)

$P_N$	$n_2$	$f_B$	$T_2$	$i_{total}$	$F_{R2,perm}^{1)}$	Short product description	FLENDER SIP planetary gear unit	SIMOGEAR geared motor	Order codes
kW	rpm	-	Nm	-	N		Article No.	Article No.	
0.25	0.27	1.71	8945	3218	69400	O5R35.3218DE71	2LP069.-0HB.0-7CC0	2KJ3505-9CE11-.FX1	-Z H1J+H05+P01
	0.28	2.35	8677	3121	76000	O5R37.3121DE71	2LP069.-0HC.0-7CC0	2KJ3507-9CE11-.FW1	-Z H1J+H06+P01
	0.28	2.94	8677	3121	80800	O5R40.3121DE71	2LP069.-0HD.0-0DC0	2KJ3507-9CE11-.FW1	-Z H1J+H06+P01
	0.29	2.50	8166	2937	76000	O5R37.2937DE71	2LP069.-0HC.0-6CC0	2KJ3507-9CE11-.FV1	-Z H1J+H06+P01
	0.30	1.29	7920	2849	45500	O5R30.2849DE71	2LP069.-0HA.0-6CC0	2KJ3505-9CE11-.FW1	-Z H1J+H05+P01
	0.30	1.93	7920	2849	69400	O5R35.2849DE71	2LP069.-0HB.0-6CC0	2KJ3505-9CE11-.FW1	-Z H1J+H05+P01
	0.31	2.65	7712	2774	76000	O5R37.2774DE71	2LP069.-0HC.0-5CC0	2KJ3507-9CE11-.FU1	-Z H1J+H06+P01
	0.36	1.55	6592	2371	45500	O5R30.2371DE71	2LP069.-0HA.0-5CC0	2KJ3505-9CE11-.FV1	-Z H1J+H05+P01
	0.36	2.32	6592	2371	69400	O5R35.2371DE71	2LP069.-0HB.0-5CC0	2KJ3505-9CE11-.FV1	-Z H1J+H05+P01
	0.39	1.64	6204	2232	45500	O5R30.2232DE71	2LP069.-0HA.0-4CC0	2KJ3505-9CE11-.FU1	-Z H1J+H05+P01
	0.39	2.47	6204	2232	69400	O5R35.2232DE71	2LP069.-0HB.0-4CC0	2KJ3505-9CE11-.FU1	-Z H1J+H05+P01
	0.43	1.84	5559	2000	45500	O5R30.2000DE71	2LP069.-0HA.0-3CC0	2KJ3505-9CE11-.FT1	-Z H1J+H05+P01
	0.43	2.75	5559	2000	69400	O5R35.2000DE71	2LP069.-0HB.0-3CC0	2KJ3505-9CE11-.FT1	-Z H1J+H05+P01
	0.51	2.16	4733	1702	45500	O5R30.1702DE71	2LP069.-0HA.0-2CC0	2KJ3505-9CE11-.FS1	-Z H1J+H05+P01
0.37	0.08	0.85	41800	10942	107700	O5R45.10942DE80	2LP069.-0HE.0-8DD0	2KJ3508-9DC22-.HJ2	-Z H1J+P01
	0.09	0.94	38000	9948	107700	O5R45.9948DE80	2LP069.-0HE.0-7DD0	2KJ3508-9DC22-.HH2	-Z H1J+P01
	0.09	1.16	39669	10384	121300	O5R50.10384DE80	2LP069.-0HF.0-8DD0	2KJ3510-9DC22-.FK2	-Z H1J+H07+P01
	0.10	1.27	36062	9440	121300	O5R50.9440DE80	2LP069.-0HF.0-7DD0	2KJ3510-9DC22-.FJ2	-Z H1J+H07+P01
	0.10	1.79	37077	9706	155400	O5R55.9706DE80	2LP069.-0HG.0-6DD0	2KJ3511-9DC22-.FH2	-Z H1J+H08+P01
	0.10	2.20	37077	9706	216200	O5R60.9706DE80	2LP069.-0HH.0-6DD0	2KJ3511-9DC22-.FH2	-Z H1J+H08+P01
	0.11	0.76	33643	8807	80800	O5R40.8807DE80	2LP069.-0HD.0-0ED0	2KJ3507-9DC22-.FH2	-Z H1J+H06+P01
	0.11	1.11	32320	8461	107700	O5R45.8461DE80	2LP069.-0HE.0-6DD0	2KJ3508-9DC22-.HG2	-Z H1J+P01
	0.11	1.42	32346	8468	121300	O5R50.8468DE80	2LP069.-0HF.0-6DD0	2KJ3510-9DC22-.FH2	-Z H1J+H07+P01
	0.11	1.98	33474	8763	155400	O5R55.8763DE80	2LP069.-0HG.0-5DD0	2KJ3511-9DC22-.FG2	-Z H1J+H08+P01
	0.11	2.44	33474	8763	216200	O5R60.8763DE80	2LP069.-0HH.0-5DD0	2KJ3511-9DC22-.FG2	-Z H1J+H08+P01
	0.12	0.83	30585	8006	80800	O5R40.8006DE80	2LP069.-0HD.0-8DD0	2KJ3507-9DC22-.FG2	-Z H1J+H06+P01
	0.12	1.22	29382	7692	107700	O5R45.7692DE80	2LP069.-0HE.0-5DD0	2KJ3508-9DC22-.HF2	-Z H1J+P01
	0.12	1.58	29083	7613	121300	O5R50.7613DE80	2LP069.-0HF.0-5DD0	2KJ3510-9DC22-.FG2	-Z H1J+H07+P01
	0.12	2.18	30365	7949	155400	O5R55.7949DE80	2LP069.-0HG.0-4DD0	2KJ3511-9DC22-.FF2	-Z H1J+H08+P01
	0.12	2.69	30365	7949	216200	O5R60.7949DE80	2LP069.-0HH.0-4DD0	2KJ3511-9DC22-.FF2	-Z H1J+H08+P01
	0.13	1.36	26215	6863	107700	O5R45.6863DE80	2LP069.-0HE.0-4DD0	2KJ3508-9DC22-.HE2	-Z H1J+P01
	0.13	1.75	26304	6886	121300	O5R50.6886DE80	2LP069.-0HF.0-4DD0	2KJ3510-9DC22-.FF2	-Z H1J+H07+P01
	0.13	2.37	28029	7337	155400	O5R55.7337DE80	2LP069.-0HG.0-3DD0	2KJ3511-9DC22-.FE2	-Z H1J+H08+P01
	0.13	2.91	28029	7337	216200	O5R60.7337DE80	2LP069.-0HH.0-3DD0	2KJ3511-9DC22-.FE2	-Z H1J+H08+P01
	0.14	0.78	26013	6810	76000	O5R37.6810DE80	2LP069.-0HC.0-5DD0	2KJ3507-9DC22-.FF2	-Z H1J+H06+P01
	0.14	0.98	26013	6810	80800	O5R40.6810DE80	2LP069.-0HD.0-7DD0	2KJ3507-9DC22-.FF2	-Z H1J+H06+P01
	0.14	2.60	25479	6670	155400	O5R55.6670DE80	2LP069.-0HG.0-2DD0	2KJ3511-9DC22-.FD2	-Z H1J+H08+P01
0.15	0.86	23648	6191	76000	O5R37.6191DE80	2LP069.-0HC.0-4DD0	2KJ3507-9DC22-.FE2	-Z H1J+H06+P01	
0.15	1.08	23648	6191	80800	O5R40.6191DE80	2LP069.-0HD.0-6DD0	2KJ3507-9DC22-.FE2	-Z H1J+H06+P01	
0.15	1.52	23505	6153	107700	O5R45.6153DE80	2LP069.-0HE.0-3DD0	2KJ3508-9DC22-.HD2	-Z H1J+P01	
0.15	1.89	24280	6356	121300	O5R50.6356DE80	2LP069.-0HF.0-3DD0	2KJ3510-9DC22-.FE2	-Z H1J+H07+P01	
0.16	2.06	22241	5822	121300	O5R50.5822DE80	2LP069.-0HF.0-2DD0	2KJ3510-9DC22-.FD2	-Z H1J+H07+P01	
0.17	0.74	20810	5448	69400	O5R35.5448DE80	2LP069.-0HB.0-3DD0	2KJ3505-9DC22-.FE2	-Z H1J+H05+P01	
0.17	0.97	21099	5523	76000	O5R37.5523DE80	2LP069.-0HC.0-3DD0	2KJ3507-9DC22-.FD2	-Z H1J+H06+P01	
0.17	1.21	21099	5523	80800	O5R40.5523DE80	2LP069.-0HD.0-5DD0	2KJ3507-9DC22-.FD2	-Z H1J+H06+P01	
0.17	1.69	21187	5546	107700	O5R45.5546DE80	2LP069.-0HE.0-2DD0	2KJ3508-9DC22-.HC2	-Z H1J+P01	
0.18	1.83	19558	5120	107700	O5R45.5120DE80	2LP069.-0HE.0-1DD0	2KJ3508-9DC22-.HB2	-Z H1J+P01	
0.19	0.81	18918	4952	69400	O5R35.4952DE80	2LP069.-0HB.0-2DD0	2KJ3505-9DC22-.FD2	-Z H1J+H05+P01	

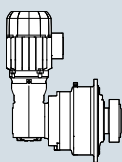
<sup>1)</sup> The specified values refer to continuous stresses. For infrequent, brief stresses please refer to Table 1 on page 4/2.



## Selection and ordering data (continued)

$P_N$ kW	$n_2$ rpm	$f_B$ -	$T_2$ Nm	$i_{total}$ -	$F_{R2,perm}^{1)}$ N	Short product description	FLENDER SIP planetary gear unit	SIMOGEAR geared motor	Order codes
							Article No.	Article No.	
0.37	0.19	1.08	18918	4952	76000	O5R37.4952DE80	2LP069.-0HC.0-2DD0	2KJ3507-9DC22-.FC2	-Z H1J+H06+P01
	0.19	1.35	18918	4952	80800	O5R40.4952DE80	2LP069.-0HD.0-4DD0	2KJ3507-9DC22-.FC2	-Z H1J+H06+P01
	0.19	2.46	18661	4885	121300	O5R50.4885DE80	2LP069.-0HF.0-1DD0	2KJ3510-9DC22-.FC2	-Z H1J+H07+P01
	0.20	2.00	17853	4674	107700	O5R45.4674DE80	2LP069.-0HE.0-0DD0	2KJ3508-9DC22-.HA2	-Z H1J+P01
	0.20	2.61	17564	4598	121300	O5R50.4598DE80	2LP069.-0HF.0-0DD0	2KJ3510-9DC22-.FB2	-Z H1J+H07+P01
	0.21	0.92	16722	4378	69400	O5R35.4378DE80	2LP069.-0HB.0-1DD0	2KJ3505-9DC22-.FC2	-Z H1J+H05+P01
	0.21	1.20	17053	4464	76000	O5R37.4464DE80	2LP069.-0HC.0-1DD0	2KJ3507-9DC22-.FB2	-Z H1J+H06+P01
	0.21	1.50	17053	4464	80800	O5R40.4464DE80	2LP069.-0HD.0-3DD0	2KJ3507-9DC22-.FB2	-Z H1J+H06+P01
	0.22	1.30	15741	4121	76000	O5R37.4121DE80	2LP069.-0HC.0-0DD0	2KJ3507-9DC22-.FA2	-Z H1J+H06+P01
	0.22	1.62	15741	4121	80800	O5R40.4121DE80	2LP069.-0HD.0-2DD0	2KJ3507-9DC22-.FA2	-Z H1J+H06+P01
	0.22	2.85	16114	4218	121300	O5R50.4218DE80	2LP069.-0HF.0-8CD0	2KJ3510-9DC22-.FA2	-Z H1J+H07+P01
	0.23	1.01	15202	3980	69400	O5R35.3980DE80	2LP069.-0HB.0-0DD0	2KJ3505-9DC22-.FB2	-Z H1J+H05+P01
	0.24	2.41	14813	3878	107700	O5R45.3878DE80	2LP069.-0HE.0-8CD0	2KJ3508-9DC22-.HX1	-Z H1J+P01
	0.25	1.42	14369	3761	76000	O5R37.3761DE80	2LP069.-0HC.0-8CD0	2KJ3507-9DC22-.FX1	-Z H1J+H06+P01
	0.25	1.78	14369	3761	80800	O5R40.3761DE80	2LP069.-0HD.0-1DD0	2KJ3507-9DC22-.FX1	-Z H1J+H06+P01
	0.25	2.56	13942	3650	107700	O5R45.3650DE80	2LP069.-0HE.0-7CD0	2KJ3508-9DC22-.HW1	-Z H1J+P01
	0.27	0.77	13316	3486	45500	O5R30.3486DE80	2LP069.-0HA.0-8CD0	2KJ3505-9DC22-.FA2	-Z H1J+H05+P01
	0.27	1.15	13316	3486	69400	O5R35.3486DE80	2LP069.-0HB.0-8CD0	2KJ3505-9DC22-.FA2	-Z H1J+H05+P01
	0.28	2.83	12602	3299	107700	O5R45.3299DE80	2LP069.-0HE.0-6CD0	2KJ3510-9DC22-.FW1	-Z H1J+H07+P01
	0.29	0.83	12292	3218	45500	O5R30.3218DE80	2LP069.-0HA.0-7CD0	2KJ3505-9DC22-.FX1	-Z H1J+H05+P01
	0.29	1.25	12292	3218	69400	O5R35.3218DE80	2LP069.-0HB.0-7CD0	2KJ3505-9DC22-.FX1	-Z H1J+H05+P01
	0.30	1.71	11922	3121	76000	O5R37.3121DE80	2LP069.-0HC.0-7CD0	2KJ3507-9DC22-.FW1	-Z H1J+H06+P01
	0.30	2.14	11922	3121	80800	O5R40.3121DE80	2LP069.-0HD.0-0DD0	2KJ3507-9DC22-.FW1	-Z H1J+H06+P01
	0.31	1.82	11221	2937	76000	O5R37.2937DE80	2LP069.-0HC.0-6CD0	2KJ3507-9DC22-.FV1	-Z H1J+H06+P01
	0.31	2.27	11221	2937	80800	O5R40.2937DE80	2LP069.-0HD.0-8CD0	2KJ3507-9DC22-.FV1	-Z H1J+H06+P01
	0.32	0.94	10883	2849	45500	O5R30.2849DE80	2LP069.-0HA.0-6CD0	2KJ3505-9DC22-.FW1	-Z H1J+H05+P01
	0.32	1.41	10883	2849	69400	O5R35.2849DE80	2LP069.-0HB.0-6CD0	2KJ3505-9DC22-.FW1	-Z H1J+H05+P01
	0.33	1.93	10598	2774	76000	O5R37.2774DE80	2LP069.-0HC.0-5CD0	2KJ3507-9DC22-.FU1	-Z H1J+H06+P01
	0.33	2.41	10598	2774	80800	O5R40.2774DE80	2LP069.-0HD.0-7CD0	2KJ3507-9DC22-.FU1	-Z H1J+H06+P01
	0.37	2.66	9598	2513	80800	O5R40.2513DE80	2LP069.-0HD.0-6CD0	2KJ3508-9DC22-.FA2	-Z H1J+H06+P01
0.39	1.13	9058	2371	45500	O5R30.2371DE80	2LP069.-0HA.0-5CD0	2KJ3505-9DC22-.FV1	-Z H1J+H05+P01	
0.39	1.69	9058	2371	69400	O5R35.2371DE80	2LP069.-0HB.0-5CD0	2KJ3505-9DC22-.FV1	-Z H1J+H05+P01	
0.39	2.26	9018	2361	76000	O5R37.2361DE80	2LP069.-0HC.0-4CD0	2KJ3507-9DC22-.FT1	-Z H1J+H06+P01	
0.41	1.20	8525	2232	45500	O5R30.2232DE80	2LP069.-0HA.0-4CD0	2KJ3505-9DC22-.FU1	-Z H1J+H05+P01	
0.41	1.80	8525	2232	69400	O5R35.2232DE80	2LP069.-0HB.0-4CD0	2KJ3505-9DC22-.FU1	-Z H1J+H05+P01	
0.46	1.34	7639	2000	45500	O5R30.2000DE80	2LP069.-0HA.0-3CD0	2KJ3505-9DC22-.FT1	-Z H1J+H05+P01	
0.46	2.00	7639	2000	69400	O5R35.2000DE80	2LP069.-0HB.0-3CD0	2KJ3505-9DC22-.FT1	-Z H1J+H05+P01	
0.46	2.64	7725	2022	76000	O5R37.2022DE80	2LP069.-0HC.0-3CD0	2KJ3507-9DC22-.FS1	-Z H1J+H06+P01	
0.52	3.00	6792	1778	76000	O5R37.1778DE80	2LP069.-0HC.0-2CD0	2KJ3507-9DC22-.FR1	-Z H1J+H06+P01	
0.54	1.57	6503	1702	45500	O5R30.1702DE80	2LP069.-0HA.0-2CD0	2KJ3505-9DC22-.FS1	-Z H1J+H05+P01	
0.54	2.35	6503	1702	69400	O5R35.1702DE80	2LP069.-0HB.0-2CD0	2KJ3505-9DC22-.FS1	-Z H1J+H05+P01	
0.63	1.83	5574	1459	45500	O5R30.1459DE80	2LP069.-0HA.0-1CD0	2KJ3505-9DC22-.FR1	-Z H1J+H05+P01	
0.63	2.75	5574	1459	69400	O5R35.1459DE80	2LP069.-0HB.0-1CD0	2KJ3505-9DC22-.FR1	-Z H1J+H05+P01	
0.74	2.13	4800	1257	45500	O5R30.1257DE80	2LP069.-0HA.0-0BD0	2KJ3505-9DC22-.FQ1	-Z H1J+H05+P01	
0.79	2.27	4500	1178	45500	O5R30.1178DE80	2LP069.-0HA.0-8BD0	2KJ3505-9DC22-.FP1	-Z H1J+H05+P01	
0.89	2.56	3985	1043	45500	O5R30.1043DE80	2LP069.-0HA.0-7BD0	2KJ3505-9DC22-.FN1	-Z H1J+H05+P01	
0.55	0.09	0.79	58361	10384	121300	O5R50.10384DE80	2LP069.-0HF.0-8DD0	2KJ3510-9DF22-.FK2	-Z H1J+H07+P01
	0.10	0.87	53055	9440	121300	O5R50.9440DE80	2LP069.-0HF.0-7DD0	2KJ3510-9DF22-.FJ2	-Z H1J+H07+P01

<sup>1)</sup> The specified values refer to continuous stresses. For infrequent, brief stresses please refer to Table 1 on page 4/2.



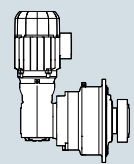
## Planetary geared motors, right-angled

### 6-pole geared motors

#### Selection and ordering data (continued)

$P_N$ kW	$n_2$ rpm	$f_B$ -	$T_2$ Nm	$i_{total}$ -	$F_{R2,perm}^{1)}$ N	Short product description	FLENDER SIP	SIMOGEAR	Order codes
							planetary gear unit	geared motor	
							Article No.	Article No.	
0.55	0.10	1.22	54547	9706	155400	O5R55.9706DE80	2LP069.-0HG.0-6DD0	2KJ3511-9DF22-.FH2	-Z H1J+H08+P01
	0.10	1.50	54547	9706	216200	O5R60.9706DE80	2LP069.-0HH.0-6DD0	2KJ3511-9DF22-.FH2	-Z H1J+H08+P01
	0.11	0.75	47549	8461	107700	O5R45.8461DE80	2LP069.-0HE.0-6DD0	2KJ3508-9DF22-.HG2	-Z H1J+P01
	0.11	0.96	47588	8468	121300	O5R50.8468DE80	2LP069.-0HF.0-6DD0	2KJ3510-9DF22-.FH2	-Z H1J+H07+P01
	0.11	1.35	49247	8763	155400	O5R55.8763DE80	2LP069.-0HG.0-5DD0	2KJ3511-9DF22-.FG2	-Z H1J+H08+P01
	0.11	1.66	49247	8763	216200	O5R60.8763DE80	2LP069.-0HH.0-5DD0	2KJ3511-9DF22-.FG2	-Z H1J+H08+P01
	0.12	0.83	43226	7692	107700	O5R45.7692DE80	2LP069.-0HE.0-5DD0	2KJ3508-9DF22-.HF2	-Z H1J+P01
	0.12	1.07	42786	7613	121300	O5R50.7613DE80	2LP069.-0HF.0-5DD0	2KJ3510-9DF22-.FG2	-Z H1J+H07+P01
	0.12	1.48	44672	7949	155400	O5R55.7949DE80	2LP069.-0HG.0-4DD0	2KJ3511-9DF22-.FF2	-Z H1J+H08+P01
	0.12	1.83	44672	7949	216200	O5R60.7949DE80	2LP069.-0HH.0-4DD0	2KJ3511-9DF22-.FF2	-Z H1J+H08+P01
	0.13	1.61	41236	7337	155400	O5R55.7337DE80	2LP069.-0HG.0-3DD0	2KJ3511-9DF22-.FE2	-Z H1J+H08+P01
	0.13	1.98	41236	7337	216200	O5R60.7337DE80	2LP069.-0HH.0-3DD0	2KJ3511-9DF22-.FE2	-Z H1J+H08+P01
	0.14	0.93	38567	6863	107700	O5R45.6863DE80	2LP069.-0HE.0-4DD0	2KJ3508-9DF22-.HE2	-Z H1J+P01
	0.14	1.19	38698	6886	121300	O5R50.6886DE80	2LP069.-0HF.0-4DD0	2KJ3510-9DF22-.FF2	-Z H1J+H07+P01
	0.14	1.77	37485	6670	155400	O5R55.6670DE80	2LP069.-0HG.0-2DD0	2KJ3511-9DF22-.FD2	-Z H1J+H08+P01
	0.14	2.18	37485	6670	216200	O5R60.6670DE80	2LP069.-0HH.0-2DD0	2KJ3511-9DF22-.FD2	-Z H1J+H08+P01
	0.15	0.73	34791	6191	80800	O5R40.6191DE80	2LP069.-0HD.0-6DD0	2KJ3507-9DF22-.FE2	-Z H1J+H06+P01
	0.15	1.03	34581	6153	107700	O5R45.6153DE80	2LP069.-0HE.0-3DD0	2KJ3508-9DF22-.HD2	-Z H1J+P01
	0.15	1.29	35721	6356	121300	O5R50.6356DE80	2LP069.-0HF.0-3DD0	2KJ3510-9DF22-.FE2	-Z H1J+H07+P01
	0.16	1.40	32721	5822	121300	O5R50.5822DE80	2LP069.-0HF.0-2DD0	2KJ3510-9DF22-.FD2	-Z H1J+H07+P01
	0.17	0.82	31041	5523	80800	O5R40.5523DE80	2LP069.-0HD.0-5DD0	2KJ3507-9DF22-.FD2	-Z H1J+H06+P01
	0.17	1.15	31171	5546	107700	O5R45.5546DE80	2LP069.-0HE.0-2DD0	2KJ3508-9DF22-.HC2	-Z H1J+P01
	0.17	2.09	31741	5648	155400	O5R55.5648DE80	2LP069.-0HG.0-1DD0	2KJ3511-9DF22-.FC2	-Z H1J+H08+P01
	0.17	2.57	31741	5648	216200	O5R60.5648DE80	2LP069.-0HH.0-1DD0	2KJ3511-9DF22-.FC2	-Z H1J+H08+P01
	0.18	1.24	28773	5120	107700	O5R45.5120DE80	2LP069.-0HE.0-1DD0	2KJ3508-9DF22-.HB2	-Z H1J+P01
	0.18	2.22	29874	5316	155400	O5R55.5316DE80	2LP069.-0HG.0-0DD0	2KJ3511-9DF22-.FB2	-Z H1J+H08+P01
	0.18	2.73	29874	5316	216200	O5R60.5316DE80	2LP069.-0HH.0-0DD0	2KJ3511-9DF22-.FB2	-Z H1J+H08+P01
	0.19	0.73	27833	4952	76000	O5R37.4952DE80	2LP069.-0HC.0-2DD0	2KJ3507-9DF22-.FC2	-Z H1J+H06+P01
	0.19	0.92	27833	4952	80800	O5R40.4952DE80	2LP069.-0HD.0-4DD0	2KJ3507-9DF22-.FC2	-Z H1J+H06+P01
	0.19	1.67	27455	4885	121300	O5R50.4885DE80	2LP069.-0HF.0-1DD0	2KJ3510-9DF22-.FC2	-Z H1J+H07+P01
0.19	2.40	27587	4909	155400	O5R55.4909DE80	2LP069.-0HG.0-8CD0	2KJ3511-9DF22-.FA2	-Z H1J+H08+P01	
0.19	2.96	27587	4909	216200	O5R60.4909DE80	2LP069.-0HH.0-8CD0	2KJ3511-9DF22-.FA2	-Z H1J+H08+P01	
0.20	1.36	26265	4674	107700	O5R45.4674DE80	2LP069.-0HE.0-0DD0	2KJ3508-9DF22-.HA2	-Z H1J+P01	
0.20	1.78	25840	4598	121300	O5R50.4598DE80	2LP069.-0HF.0-0DD0	2KJ3510-9DF22-.FB2	-Z H1J+H07+P01	
0.21	0.81	25088	4464	76000	O5R37.4464DE80	2LP069.-0HC.0-1DD0	2KJ3507-9DF22-.FB2	-Z H1J+H06+P01	
0.21	1.02	25088	4464	80800	O5R40.4464DE80	2LP069.-0HD.0-3DD0	2KJ3507-9DF22-.FB2	-Z H1J+H06+P01	
0.21	2.70	24546	4368	155400	O5R55.4368DE80	2LP069.-0HG.0-7CD0	2KJ3511-9DF22-.FX1	-Z H1J+H08+P01	
0.22	1.94	23707	4218	121300	O5R50.4218DE80	2LP069.-0HF.0-8CD0	2KJ3510-9DF22-.FA2	-Z H1J+H07+P01	
0.23	0.88	23158	4121	76000	O5R37.4121DE80	2LP069.-0HC.0-0DD0	2KJ3507-9DF22-.FA2	-Z H1J+H06+P01	
0.23	1.10	23158	4121	80800	O5R40.4121DE80	2LP069.-0HD.0-2DD0	2KJ3507-9DF22-.FA2	-Z H1J+H06+P01	
0.24	1.64	21793	3878	107700	O5R45.3878DE80	2LP069.-0HE.0-8CD0	2KJ3508-9DF22-.HX1	-Z H1J+P01	
0.25	0.97	21140	3761	76000	O5R37.3761DE80	2LP069.-0HC.0-8CD0	2KJ3507-9DF22-.FX1	-Z H1J+H06+P01	
0.25	1.21	21140	3761	80800	O5R40.3761DE80	2LP069.-0HD.0-1DD0	2KJ3507-9DF22-.FX1	-Z H1J+H06+P01	
0.25	2.22	20709	3685	121300	O5R50.3685DE80	2LP069.-0HF.0-7CD0	2KJ3510-9DF22-.FX1	-Z H1J+H07+P01	
0.26	1.74	20511	3650	107700	O5R45.3650DE80	2LP069.-0HE.0-7CD0	2KJ3508-9DF22-.HW1	-Z H1J+P01	
0.27	0.78	19591	3486	69400	O5R35.3486DE80	2LP069.-0HB.0-8CD0	2KJ3505-9DF22-.FA2	-Z H1J+H05+P01	
0.28	1.93	18541	3299	107700	O5R45.3299DE80	2LP069.-0HE.0-6CD0	2KJ3510-9DF22-.FW1	-Z H1J+H07+P01	
0.28	2.48	18541	3299	121300	O5R50.3299DE80	2LP069.-0HF.0-6CD0	2KJ3510-9DF22-.FW1	-Z H1J+H07+P01	

<sup>1)</sup> The specified values refer to continuous stresses. For infrequent, brief stresses please refer to Table 1 on page 4/2.

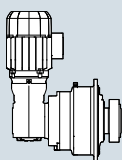


## Selection and ordering data (continued)

$P_N$ kW	$n_2$ rpm	$f_B$ -	$T_2$ Nm	$i_{total}$ -	$F_{R2,perm}^{1)}$ N	Short product description	FLENDER SIP planetary gear unit	SIMOGEAR geared motor	Order codes
							Article No.	Article No.	
0.55	0.29	0.85	18084	3218	69400	O5R35.3218DE80	2LP069.-0HB.0-7CD0	2KJ3505-9DF22-.FX1	-Z H1J+H05+P01
	0.30	1.16	17540	3121	76000	O5R37.3121DE80	2LP069.-0HC.0-7CD0	2KJ3507-9DF22-.FW1	-Z H1J+H06+P01
	0.30	1.45	17540	3121	80800	O5R40.3121DE80	2LP069.-0HD.0-0DD0	2KJ3507-9DF22-.FW1	-Z H1J+H06+P01
	0.32	1.24	16509	2937	76000	O5R37.2937DE80	2LP069.-0HC.0-6CD0	2KJ3507-9DF22-.FV1	-Z H1J+H06+P01
	0.32	1.55	16509	2937	80800	O5R40.2937DE80	2LP069.-0HD.0-8CD0	2KJ3507-9DF22-.FV1	-Z H1J+H06+P01
	0.32	2.20	16211	2885	107700	O5R45.2885DE80	2LP069.-0HE.0-5CD0	2KJ3510-9DF22-.FV1	-Z H1J+H07+P01
	0.32	2.83	16211	2885	121300	O5R50.2885DE80	2LP069.-0HF.0-5CD0	2KJ3510-9DF22-.FV1	-Z H1J+H07+P01
	0.33	0.96	16011	2849	69400	O5R35.2849DE80	2LP069.-0HB.0-6CD0	2KJ3505-9DF22-.FW1	-Z H1J+H05+P01
	0.34	1.31	15591	2774	76000	O5R37.2774DE80	2LP069.-0HC.0-5CD0	2KJ3507-9DF22-.FU1	-Z H1J+H06+P01
	0.34	1.64	15591	2774	80800	O5R40.2774DE80	2LP069.-0HD.0-7CD0	2KJ3507-9DF22-.FU1	-Z H1J+H06+P01
	0.37	1.81	14121	2513	80800	O5R40.2513DE80	2LP069.-0HD.0-6CD0	2KJ3508-9DF22-.FA2	-Z H1J+H06+P01
	0.38	2.57	13915	2476	107700	O5R45.2476DE80	2LP069.-0HE.0-4CD0	2KJ3510-9DF22-.FU1	-Z H1J+H07+P01
	0.39	0.77	13326	2371	45500	O5R30.2371DE80	2LP069.-0HA.0-5CD0	2KJ3505-9DF22-.FV1	-Z H1J+H05+P01
	0.39	1.15	13326	2371	69400	O5R35.2371DE80	2LP069.-0HB.0-5CD0	2KJ3505-9DF22-.FV1	-Z H1J+H05+P01
	0.40	1.54	13267	2361	76000	O5R37.2361DE80	2LP069.-0HC.0-4CD0	2KJ3507-9DF22-.FT1	-Z H1J+H06+P01
	0.42	0.81	12542	2232	45500	O5R30.2232DE80	2LP069.-0HA.0-4CD0	2KJ3505-9DF22-.FU1	-Z H1J+H05+P01
	0.42	1.22	12542	2232	69400	O5R35.2232DE80	2LP069.-0HB.0-4CD0	2KJ3505-9DF22-.FU1	-Z H1J+H05+P01
	0.42	2.05	12416	2209	80800	O5R40.2209DE80	2LP069.-0HD.0-5CD0	2KJ3508-9DF22-.FX1	-Z H1J+H06+P01
	0.43	2.90	12300	2189	107700	O5R45.2189DE80	2LP069.-0HE.0-3CD0	2KJ3510-9DF22-.FT1	-Z H1J+H07+P01
	0.46	1.80	11365	2022	76000	O5R37.2022DE80	2LP069.-0HC.0-3CD0	2KJ3507-9DF22-.FS1	-Z H1J+H06+P01
	0.47	0.91	11238	2000	45500	O5R30.2000DE80	2LP069.-0HA.0-3CD0	2KJ3505-9DF22-.FT1	-Z H1J+H05+P01
	0.47	1.36	11238	2000	69400	O5R35.2000DE80	2LP069.-0HB.0-3CD0	2KJ3505-9DF22-.FT1	-Z H1J+H05+P01
	0.50	2.44	10475	1864	80800	O5R40.1864DE80	2LP069.-0HD.0-4CD0	2KJ3508-9DF22-.FW1	-Z H1J+H06+P01
	0.53	2.04	9993	1778	76000	O5R37.1778DE80	2LP069.-0HC.0-2CD0	2KJ3507-9DF22-.FR1	-Z H1J+H06+P01
	0.55	1.07	9567	1702	45500	O5R30.1702DE80	2LP069.-0HA.0-2CD0	2KJ3505-9DF22-.FS1	-Z H1J+H05+P01
	0.55	1.60	9567	1702	69400	O5R35.1702DE80	2LP069.-0HB.0-2CD0	2KJ3505-9DF22-.FS1	-Z H1J+H05+P01
	0.58	2.24	9129	1624	76000	O5R37.1624DE80	2LP069.-0HC.0-1CD0	2KJ3508-9DF22-.FQ1	-Z H1J+H06+P01
	0.58	2.79	9129	1624	80800	O5R40.1624DE80	2LP069.-0HD.0-3CD0	2KJ3508-9DF22-.FV1	-Z H1J+H06+P01
	0.64	1.24	8201	1459	45500	O5R30.1459DE80	2LP069.-0HA.0-1CD0	2KJ3505-9DF22-.FR1	-Z H1J+H05+P01
	0.64	1.87	8201	1459	69400	O5R35.1459DE80	2LP069.-0HB.0-1CD0	2KJ3505-9DF22-.FR1	-Z H1J+H05+P01
	0.64	2.47	8252	1468	76000	O5R37.1468DE80	2LP069.-0HC.0-0CD0	2KJ3508-9DF22-.FP1	-Z H1J+H06+P01
	0.74	1.44	7062	1257	45500	O5R30.1257DE80	2LP069.-0HA.0-0BD0	2KJ3505-9DF22-.FQ1	-Z H1J+H05+P01
	0.74	2.17	7062	1257	69400	O5R35.1257DE80	2LP069.-0HB.0-0BD0	2KJ3505-9DF22-.FQ1	-Z H1J+H05+P01
0.77	2.98	6847	1218	76000	O5R37.1218DE80	2LP069.-0HC.0-8BD0	2KJ3508-9DF22-.FN1	-Z H1J+H06+P01	
0.79	1.54	6621	1178	45500	O5R30.1178DE80	2LP069.-0HA.0-8BD0	2KJ3505-9DF22-.FP1	-Z H1J+H05+P01	
0.79	2.31	6621	1178	69400	O5R35.1178DE80	2LP069.-0HB.0-8BD0	2KJ3505-9DF22-.FP1	-Z H1J+H05+P01	
0.90	1.74	5862	1043	45500	O5R30.1043DE80	2LP069.-0HA.0-7BD0	2KJ3505-9DF22-.FN1	-Z H1J+H05+P01	
0.90	2.61	5862	1043	69400	O5R35.1043DE80	2LP069.-0HB.0-7BD0	2KJ3505-9DF22-.FN1	-Z H1J+H05+P01	
1.1	2.09	4879	868	45500	O5R30.868DE80	2LP069.-0HA.0-6BD0	2KJ3505-9DF22-.FM1	-Z H1J+H05+P01	
1.1	2.22	4592	817	45500	O5R30.817DE80	2LP069.-0HA.0-5BD0	2KJ3505-9DF22-.FL1	-Z H1J+H05+P01	
1.3	2.48	4115	732	45500	O5R30.732DE80	2LP069.-0HA.0-4BD0	2KJ3505-9DF22-.FK1	-Z H1J+H05+P01	
1.5	2.91	3503	623	45500	O5R30.623DE80	2LP069.-0HA.0-3BD0	2KJ3505-9DF22-.FJ1	-Z H1J+H05+P01	
0.75	0.10	0.88	75124	9706	155400	O5R55.9706DE90	2LP069.-0HG.0-6DE0	2KJ3511-9EC22-.FH2	-Z H1J+H08+P01
	0.10	1.08	75124	9706	216200	O5R60.9706DE90	2LP069.-0HH.0-6DE0	2KJ3511-9EC22-.FH2	-Z H1J+H08+P01
	0.11	0.70	65539	8468	121300	O5R50.8468DE90	2LP069.-0HF.0-6DE0	2KJ3510-9EC22-.FH2	-Z H1J+H07+P01
	0.11	0.97	67824	8763	155400	O5R55.8763DE90	2LP069.-0HG.0-5DE0	2KJ3511-9EC22-.FG2	-Z H1J+H08+P01
	0.11	1.20	67824	8763	216200	O5R60.8763DE90	2LP069.-0HH.0-5DE0	2KJ3511-9EC22-.FG2	-Z H1J+H08+P01
	0.12	0.78	58926	7613	121300	O5R50.7613DE90	2LP069.-0HF.0-5DE0	2KJ3510-9EC22-.FG2	-Z H1J+H07+P01

<sup>1)</sup> The specified values refer to continuous stresses. For infrequent, brief stresses please refer to Table 1 on page 4/2.





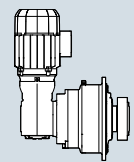
## Planetary geared motors, right-angled

### 6-pole geared motors

#### Selection and ordering data (continued)

$P_N$ kW	$n_2$ rpm	$f_B$ -	$T_2$ Nm	$i_{total}$ -	$F_{R2,perm}^{1)}$ N	Short product description	FLENDER SIP planetary gear unit Article No.	SIMOGEAR geared motor Article No.	Order codes
0.75	0.12	1.07	61524	7949	155400	O5R55.7949DE90	2LP069.-0HG.0-4DE0	2KJ3511-9EC22-.FF2	-Z H1J+H08+P01
	0.12	1.32	61524	7949	216200	O5R60.7949DE90	2LP069.-0HH.0-4DE0	2KJ3511-9EC22-.FF2	-Z H1J+H08+P01
	0.13	0.86	53296	6886	121300	O5R50.6886DE90	2LP069.-0HF.0-4DE0	2KJ3510-9EC22-.FF2	-Z H1J+H07+P01
	0.13	1.16	56791	7337	155400	O5R55.7337DE90	2LP069.-0HG.0-3DE0	2KJ3511-9EC22-.FE2	-Z H1J+H08+P01
	0.13	1.43	56791	7337	216200	O5R60.7337DE90	2LP069.-0HH.0-3DE0	2KJ3511-9EC22-.FE2	-Z H1J+H08+P01
	0.14	1.28	51625	6670	155400	O5R55.6670DE90	2LP069.-0HG.0-2DE0	2KJ3511-9EC22-.FD2	-Z H1J+H08+P01
	0.14	1.57	51625	6670	216200	O5R60.6670DE90	2LP069.-0HH.0-2DE0	2KJ3511-9EC22-.FD2	-Z H1J+H08+P01
	0.15	0.75	47626	6153	107700	O5R45.6153DE90	2LP069.-0HE.0-3DE0	2KJ3508-9EC22-.HD2	-Z H1J+P01
	0.15	0.93	49196	6356	121300	O5R50.6356DE90	2LP069.-0HF.0-3DE0	2KJ3510-9EC22-.FE2	-Z H1J+H07+P01
	0.16	1.01	45065	5822	121300	O5R50.5822DE90	2LP069.-0HF.0-2DE0	2KJ3510-9EC22-.FD2	-Z H1J+H07+P01
	0.16	1.51	43714	5648	155400	O5R55.5648DE90	2LP069.-0HG.0-1DE0	2KJ3511-9EC22-.FC2	-Z H1J+H08+P01
	0.16	1.86	43714	5648	216200	O5R60.5648DE90	2LP069.-0HH.0-1DE0	2KJ3511-9EC22-.FC2	-Z H1J+H08+P01
	0.17	0.83	42929	5546	107700	O5R45.5546DE90	2LP069.-0HE.0-2DE0	2KJ3508-9EC22-.HC2	-Z H1J+P01
	0.17	1.60	41143	5316	155400	O5R55.5316DE90	2LP069.-0HG.0-0DE0	2KJ3511-9EC22-.FB2	-Z H1J+H08+P01
	0.17	1.97	41143	5316	216200	O5R60.5316DE90	2LP069.-0HH.0-0DE0	2KJ3511-9EC22-.FB2	-Z H1J+H08+P01
	0.18	0.90	39627	5120	107700	O5R45.5120DE90	2LP069.-0HE.0-1DE0	2KJ3508-9EC22-.HB2	-Z H1J+P01
	0.19	1.21	37811	4885	121300	O5R50.4885DE90	2LP069.-0HF.0-1DE0	2KJ3510-9EC22-.FC2	-Z H1J+H07+P01
	0.19	1.74	37994	4909	155400	O5R55.4909DE90	2LP069.-0HG.0-8CE0	2KJ3511-9EC22-.FA2	-Z H1J+H08+P01
	0.19	2.14	37994	4909	216200	O5R60.4909DE90	2LP069.-0HH.0-8CE0	2KJ3511-9EC22-.FA2	-Z H1J+H08+P01
	0.20	0.98	36173	4674	107700	O5R45.4674DE90	2LP069.-0HE.0-0DE0	2KJ3508-9EC22-.HA2	-Z H1J+P01
	0.20	1.28	35587	4598	121300	O5R50.4598DE90	2LP069.-0HF.0-0DE0	2KJ3510-9EC22-.FB2	-Z H1J+H07+P01
	0.21	0.73	34552	4464	80800	O5R40.4464DE90	2LP069.-0HD.0-3DE0	2KJ3507-9EC22-.FB2	-Z H1J+H06+P01
	0.21	1.95	33806	4368	155400	O5R55.4368DE90	2LP069.-0HG.0-7CE0	2KJ3511-9EC22-.FX1	-Z H1J+H08+P01
	0.21	2.40	33806	4368	216200	O5R60.4368DE90	2LP069.-0HH.0-7CE0	2KJ3511-9EC22-.FX1	-Z H1J+H08+P01
	0.22	0.80	31894	4121	80800	O5R40.4121DE90	2LP069.-0HD.0-2DE0	2KJ3507-9EC22-.FA2	-Z H1J+H06+P01
	0.22	1.40	32650	4218	121300	O5R50.4218DE90	2LP069.-0HF.0-8CE0	2KJ3510-9EC22-.FA2	-Z H1J+H07+P01
	0.24	1.18	30014	3878	107700	O5R45.3878DE90	2LP069.-0HE.0-8CE0	2KJ3508-9EC22-.HX1	-Z H1J+P01
	0.24	2.20	30026	3879	155400	O5R55.3879DE90	2LP069.-0HG.0-6CE0	2KJ3511-9EC22-.FW1	-Z H1J+H08+P01
	0.24	2.70	30026	3879	216200	O5R60.3879DE90	2LP069.-0HH.0-6CE0	2KJ3511-9EC22-.FW1	-Z H1J+H08+P01
	0.25	0.70	29114	3761	76000	O5R37.3761DE90	2LP069.-0HC.0-8CE0	2KJ3507-9EC22-.FX1	-Z H1J+H06+P01
	0.25	0.87	29114	3761	80800	O5R40.3761DE90	2LP069.-0HD.0-1DE0	2KJ3507-9EC22-.FX1	-Z H1J+H06+P01
	0.25	1.26	28249	3650	107700	O5R45.3650DE90	2LP069.-0HE.0-7CE0	2KJ3508-9EC22-.HW1	-Z H1J+P01
	0.25	1.60	28520	3685	121300	O5R50.3685DE90	2LP069.-0HF.0-7CE0	2KJ3510-9EC22-.FX1	-Z H1J+H07+P01
0.27	2.46	26876	3472	155400	O5R55.3472DE90	2LP069.-0HG.0-5CE0	2KJ3511-9EC22-.FV1	-Z H1J+H08+P01	
0.28	1.39	25535	3299	107700	O5R45.3299DE90	2LP069.-0HE.0-6CE0	2KJ3510-9EC22-.FW1	-Z H1J+H07+P01	
0.28	1.79	25535	3299	121300	O5R50.3299DE90	2LP069.-0HF.0-6CE0	2KJ3510-9EC22-.FW1	-Z H1J+H07+P01	
0.30	0.84	24157	3121	76000	O5R37.3121DE90	2LP069.-0HC.0-7CE0	2KJ3507-9EC22-.FW1	-Z H1J+H06+P01	
0.30	1.05	24157	3121	80800	O5R40.3121DE90	2LP069.-0HD.0-0DE0	2KJ3507-9EC22-.FW1	-Z H1J+H06+P01	
0.31	0.89	22736	2937	76000	O5R37.2937DE90	2LP069.-0HC.0-6CE0	2KJ3507-9EC22-.FV1	-Z H1J+H06+P01	
0.31	1.12	22736	2937	80800	O5R40.2937DE90	2LP069.-0HD.0-8CE0	2KJ3507-9EC22-.FV1	-Z H1J+H06+P01	
0.31	2.87	22976	2969	155400	O5R55.2969DE90	2LP069.-0HG.0-4CE0	2KJ3511-9EC22-.FU1	-Z H1J+H08+P01	
0.32	1.59	22327	2885	107700	O5R45.2885DE90	2LP069.-0HE.0-5CE0	2KJ3510-9EC22-.FV1	-Z H1J+H07+P01	
0.32	2.05	22327	2885	121300	O5R50.2885DE90	2LP069.-0HF.0-5CE0	2KJ3510-9EC22-.FV1	-Z H1J+H07+P01	
0.33	0.95	21473	2774	76000	O5R37.2774DE90	2LP069.-0HC.0-5CE0	2KJ3507-9EC22-.FU1	-Z H1J+H06+P01	
0.33	1.18	21473	2774	80800	O5R40.2774DE90	2LP069.-0HD.0-7CE0	2KJ3507-9EC22-.FU1	-Z H1J+H06+P01	
0.37	1.31	19447	2513	80800	O5R40.2513DE90	2LP069.-0HD.0-6CE0	2KJ3508-9EC22-.FT2	-Z H1J+H06+P01	
0.37	1.85	19164	2476	107700	O5R45.2476DE90	2LP069.-0HE.0-4CE0	2KJ3510-9EC22-.FU1	-Z H1J+H07+P01	
0.37	2.38	19164	2476	121300	O5R50.2476DE90	2LP069.-0HF.0-4CE0	2KJ3510-9EC22-.FU1	-Z H1J+H07+P01	

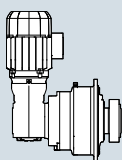
<sup>1)</sup> The specified values refer to continuous stresses. For infrequent, brief stresses please refer to Table 1 on page 4/2.



## Selection and ordering data (continued)

$P_N$ kW	$n_2$ rpm	$f_B$ -	$T_2$ Nm	$i_{total}$ -	$F_{R2,perm}^{1)}$ N	Short product description	FLENDER SIP planetary gear unit	SIMOGEAR geared motor	Order codes
							Article No.	Article No.	
0.75	0.39	0.83	18353	2371	69400	O5R35.2371DE90	2LP069.-0HB.0-5CE0	2KJ3505-9EC22-.FV1	-Z H1J+H05+P01
	0.39	1.11	18272	2361	76000	O5R37.2361DE90	2LP069.-0HC.0-4CE0	2KJ3507-9EC22-.FT1	-Z H1J+H06+P01
	0.41	0.88	17274	2232	69400	O5R35.2232DE90	2LP069.-0HB.0-4CE0	2KJ3505-9EC22-.FU1	-Z H1J+H05+P01
	0.42	1.48	17099	2209	80800	O5R40.2209DE90	2LP069.-0HD.0-5CE0	2KJ3508-9EC22-.FS1	-Z H1J+H06+P01
	0.42	2.10	16939	2189	107700	O5R45.2189DE90	2LP069.-0HE.0-3CE0	2KJ3510-9EC22-.FT1	-Z H1J+H07+P01
	0.42	2.70	16939	2189	121300	O5R50.2189DE90	2LP069.-0HF.0-3CE0	2KJ3510-9EC22-.FT1	-Z H1J+H07+P01
	0.46	0.98	15477	2000	69400	O5R35.2000DE90	2LP069.-0HB.0-3CE0	2KJ3505-9EC22-.FT1	-Z H1J+H05+P01
	0.46	1.30	15652	2022	76000	O5R37.2022DE90	2LP069.-0HC.0-3CE0	2KJ3507-9EC22-.FS1	-Z H1J+H06+P01
	0.50	1.76	14426	1864	80800	O5R40.1864DE90	2LP069.-0HD.0-4CE0	2KJ3508-9EC22-.FR1	-Z H1J+H06+P01
	0.52	1.48	13762	1778	76000	O5R37.1778DE90	2LP069.-0HC.0-2CE0	2KJ3507-9EC22-.FR1	-Z H1J+H06+P01
	0.53	2.61	13623	1760	107700	O5R45.1760DE90	2LP069.-0HE.0-1CE0	2KJ3510-9EC22-.FR1	-Z H1J+H07+P01
	0.54	0.77	13177	1702	45500	O5R30.1702DE90	2LP069.-0HA.0-2CE0	2KJ3505-9EC22-.FS1	-Z H1J+H05+P01
	0.54	1.16	13177	1702	69400	O5R35.1702DE90	2LP069.-0HB.0-2CE0	2KJ3505-9EC22-.FS1	-Z H1J+H05+P01
	0.57	1.61	12573	1624	76000	O5R37.1624DE90	2LP069.-0HC.0-1CE0	2KJ3508-9EC22-.FQ1	-Z H1J+H06+P01
	0.57	2.02	12573	1624	80800	O5R40.1624DE90	2LP069.-0HD.0-3CE0	2KJ3508-9EC22-.FQ1	-Z H1J+H06+P01
	0.63	0.90	11294	1459	45500	O5R30.1459DE90	2LP069.-0HA.0-1CE0	2KJ3505-9EC22-.FR1	-Z H1J+H05+P01
	0.63	1.35	11294	1459	69400	O5R35.1459DE90	2LP069.-0HB.0-1CE0	2KJ3505-9EC22-.FR1	-Z H1J+H05+P01
	0.63	1.79	11365	1468	76000	O5R37.1468DE90	2LP069.-0HC.0-0CE0	2KJ3508-9EC22-.FP1	-Z H1J+H06+P01
	0.63	2.23	11365	1468	80800	O5R40.1468DE90	2LP069.-0HD.0-2CE0	2KJ3508-9EC22-.FP1	-Z H1J+H06+P01
	0.74	1.04	9726	1257	45500	O5R30.1257DE90	2LP069.-0HA.0-0BE0	2KJ3505-9EC22-.FQ1	-Z H1J+H05+P01
	0.74	1.57	9726	1257	69400	O5R35.1257DE90	2LP069.-0HB.0-0BE0	2KJ3505-9EC22-.FQ1	-Z H1J+H05+P01
	0.76	2.15	9430	1218	76000	O5R37.1218DE90	2LP069.-0HC.0-8BE0	2KJ3508-9EC22-.FN1	-Z H1J+H06+P01
	0.76	2.69	9430	1218	80800	O5R40.1218DE90	2LP069.-0HD.0-1CE0	2KJ3508-9EC22-.FN1	-Z H1J+H06+P01
	0.79	1.11	9119	1178	45500	O5R30.1178DE90	2LP069.-0HA.0-8BE0	2KJ3505-9EC22-.FP1	-Z H1J+H05+P01
	0.79	1.67	9119	1178	69400	O5R35.1178DE90	2LP069.-0HB.0-8BE0	2KJ3505-9EC22-.FP1	-Z H1J+H05+P01
	0.81	2.29	8875	1147	76000	O5R37.1147DE90	2LP069.-0HC.0-7BE0	2KJ3508-9EC22-.FM1	-Z H1J+H06+P01
	0.81	2.86	8875	1147	80800	O5R40.1147DE90	2LP069.-0HD.0-0CE0	2KJ3508-9EC22-.FM1	-Z H1J+H06+P01
	0.85	2.42	8382	1083	76000	O5R37.1083DE90	2LP069.-0HC.0-6BE0	2KJ3508-9EC22-.FL1	-Z H1J+H06+P01
	0.89	1.26	8073	1043	45500	O5R30.1043DE90	2LP069.-0HA.0-7BE0	2KJ3505-9EC22-.FN1	-Z H1J+H05+P01
	0.89	1.89	8073	1043	69400	O5R35.1043DE90	2LP069.-0HB.0-7BE0	2KJ3505-9EC22-.FN1	-Z H1J+H05+P01
	1.0	2.85	7133	922	76000	O5R37.922DE90	2LP069.-0HC.0-5BE0	2KJ3508-9EC22-.FK1	-Z H1J+H06+P01
	1.1	1.51	6720	868	45500	O5R30.868DE90	2LP069.-0HA.0-6BE0	2KJ3505-9EC22-.FM1	-Z H1J+H05+P01
	1.1	1.61	6324	817	45500	O5R30.817DE90	2LP069.-0HA.0-5BE0	2KJ3505-9EC22-.FL1	-Z H1J+H05+P01
1.1	2.27	6720	868	69400	O5R35.868DE90	2LP069.-0HB.0-6BE0	2KJ3505-9EC22-.FM1	-Z H1J+H05+P01	
1.1	2.41	6324	817	69400	O5R35.817DE90	2LP069.-0HB.0-5BE0	2KJ3505-9EC22-.FL1	-Z H1J+H05+P01	
1.3	1.79	5667	732	45500	O5R30.732DE90	2LP069.-0HA.0-4BE0	2KJ3505-9EC22-.FK1	-Z H1J+H05+P01	
1.3	2.69	5667	732	69400	O5R35.732DE90	2LP069.-0HB.0-4BE0	2KJ3505-9EC22-.FK1	-Z H1J+H05+P01	
1.5	2.10	4824	623	45500	O5R30.623DE90	2LP069.-0HA.0-3BE0	2KJ3505-9EC22-.FJ1	-Z H1J+H05+P01	
1.7	2.45	4135	534	45500	O5R30.534DE90	2LP069.-0HA.0-2BE0	2KJ3505-9EC22-.FH1	-Z H1J+H05+P01	
2.0	2.85	3561	460	45500	O5R30.460DE90	2LP069.-0HA.0-1BE0	2KJ3505-9EC22-.FG1	-Z H1J+H05+P01	
2.1	3.00	3381	437	45500	O5R30.437DE90	2LP069.-0HA.0-0AE0	2KJ3505-9EC22-.FF1	-Z H1J+H05+P01	
1.1	0.10	0.75	108707	9706	216200	O5R60.9706DE90	2LP069.-0HH.0-6DE0	2KJ3511-9EP22-.FH2	-Z H1J+H08+P01
	0.11	0.83	98143	8763	216200	O5R60.8763DE90	2LP069.-0HH.0-5DE0	2KJ3511-9EP22-.FG2	-Z H1J+H08+P01
	0.12	0.75	89027	7949	155400	O5R55.7949DE90	2LP069.-0HG.0-4DE0	2KJ3511-9EP22-.FF2	-Z H1J+H08+P01
	0.12	0.92	89027	7949	216200	O5R60.7949DE90	2LP069.-0HH.0-4DE0	2KJ3511-9EP22-.FF2	-Z H1J+H08+P01
	0.13	0.81	82179	7337	155400	O5R55.7337DE90	2LP069.-0HG.0-3DE0	2KJ3511-9EP22-.FE2	-Z H1J+H08+P01
	0.13	0.99	82179	7337	216200	O5R60.7337DE90	2LP069.-0HH.0-3DE0	2KJ3511-9EP22-.FE2	-Z H1J+H08+P01
	0.14	0.89	74702	6670	155400	O5R55.6670DE90	2LP069.-0HG.0-2DE0	2KJ3511-9EP22-.FD2	-Z H1J+H08+P01

<sup>1)</sup> The specified values refer to continuous stresses. For infrequent, brief stresses please refer to Table 1 on page 4/2.



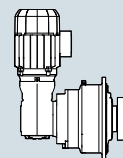
## Planetary geared motors, right-angled

### 6-pole geared motors

#### Selection and ordering data (continued)

$P_N$ kW	$n_2$ rpm	$f_B$ -	$T_2$ Nm	$i_{total}$ -	$F_{R2,perm}^{1)}$ N	Short product description	FLENDER SIP planetary gear unit	SIMOGEAR geared motor	Order codes
							Article No.	Article No.	
1.1	0.14	1.09	74702	6670	216200	O5R60.6670DE90	2LP069.-0HH.0-2DE0	2KJ3511-9EP22-.FD2	-Z H1J+H08+P01
	0.16	0.70	65210	5822	121300	O5R50.5822DE90	2LP069.-0HF.0-2DE0	2KJ3510-9EP22-.FD2	-Z H1J+H07+P01
	0.17	1.05	63256	5648	155400	O5R55.5648DE90	2LP069.-0HG.0-1DE0	2KJ3511-9EP22-.FC2	-Z H1J+H08+P01
	0.17	1.29	63256	5648	216200	O5R60.5648DE90	2LP069.-0HH.0-1DE0	2KJ3511-9EP22-.FC2	-Z H1J+H08+P01
	0.18	1.11	59535	5316	155400	O5R55.5316DE90	2LP069.-0HG.0-0DE0	2KJ3511-9EP22-.FB2	-Z H1J+H08+P01
	0.18	1.37	59535	5316	216200	O5R60.5316DE90	2LP069.-0HH.0-0DE0	2KJ3511-9EP22-.FB2	-Z H1J+H08+P01
	0.19	0.84	54714	4885	121300	O5R50.4885DE90	2LP069.-0HF.0-1DE0	2KJ3510-9EP22-.FC2	-Z H1J+H07+P01
	0.19	1.21	54978	4909	155400	O5R55.4909DE90	2LP069.-0HG.0-8CE0	2KJ3511-9EP22-.FA2	-Z H1J+H08+P01
	0.19	1.48	54978	4909	216200	O5R60.4909DE90	2LP069.-0HH.0-8CE0	2KJ3511-9EP22-.FA2	-Z H1J+H08+P01
	0.20	0.89	51495	4598	121300	O5R50.4598DE90	2LP069.-0HF.0-0DE0	2KJ3510-9EP22-.FB2	-Z H1J+H07+P01
	0.21	1.36	48918	4368	155400	O5R55.4368DE90	2LP069.-0HG.0-7CE0	2KJ3511-9EP22-.FX1	-Z H1J+H08+P01
	0.21	1.67	48918	4368	216200	O5R60.4368DE90	2LP069.-0HH.0-7CE0	2KJ3511-9EP22-.FX1	-Z H1J+H08+P01
	0.22	0.97	47245	4218	121300	O5R50.4218DE90	2LP069.-0HF.0-8CE0	2KJ3510-9EP22-.FA2	-Z H1J+H07+P01
	0.24	0.82	43431	3878	107700	O5R45.3878DE90	2LP069.-0HE.0-8CE0	2KJ3508-9EP22-.FX1	-Z H1J+P01
	0.24	1.53	43448	3879	155400	O5R55.3879DE90	2LP069.-0HG.0-6CE0	2KJ3511-9EP22-.FW1	-Z H1J+H08+P01
	0.24	1.88	43448	3879	216200	O5R60.3879DE90	2LP069.-0HH.0-6CE0	2KJ3511-9EP22-.FW1	-Z H1J+H08+P01
	0.25	1.11	41270	3685	121300	O5R50.3685DE90	2LP069.-0HF.0-7CE0	2KJ3510-9EP22-.FX1	-Z H1J+H07+P01
	0.26	0.87	40877	3650	107700	O5R45.3650DE90	2LP069.-0HE.0-7CE0	2KJ3508-9EP22-.FW1	-Z H1J+P01
	0.27	1.71	38891	3472	155400	O5R55.3472DE90	2LP069.-0HG.0-5CE0	2KJ3511-9EP22-.FV1	-Z H1J+H08+P01
	0.27	2.10	38891	3472	216200	O5R60.3472DE90	2LP069.-0HH.0-5CE0	2KJ3511-9EP22-.FV1	-Z H1J+H08+P01
	0.28	0.97	36949	3299	107700	O5R45.3299DE90	2LP069.-0HE.0-6CE0	2KJ3510-9EP22-.FW1	-Z H1J+H07+P01
	0.28	1.24	36949	3299	121300	O5R50.3299DE90	2LP069.-0HF.0-6CE0	2KJ3510-9EP22-.FW1	-Z H1J+H07+P01
	0.30	0.73	34956	3121	80800	O5R40.3121DE90	2LP069.-0HD.0-0DE0	2KJ3507-9EP22-.FW1	-Z H1J+H06+P01
	0.31	1.99	33248	2969	155400	O5R55.2969DE90	2LP069.-0HG.0-4CE0	2KJ3511-9EP22-.FU1	-Z H1J+H08+P01
	0.31	2.46	33248	2969	216200	O5R60.2969DE90	2LP069.-0HH.0-4CE0	2KJ3511-9EP22-.FU1	-Z H1J+H08+P01
	0.32	0.78	32900	2937	80800	O5R40.2937DE90	2LP069.-0HD.0-8CE0	2KJ3507-9EP22-.FV1	-Z H1J+H06+P01
	0.32	1.11	32307	2885	107700	O5R45.2885DE90	2LP069.-0HE.0-5CE0	2KJ3510-9EP22-.FV1	-Z H1J+H07+P01
	0.32	1.42	32307	2885	121300	O5R50.2885DE90	2LP069.-0HF.0-5CE0	2KJ3510-9EP22-.FV1	-Z H1J+H07+P01
	0.34	0.82	31072	2774	80800	O5R40.2774DE90	2LP069.-0HD.0-7CE0	2KJ3507-9EP22-.FU1	-Z H1J+H06+P01
	0.35	2.23	29688	2651	155400	O5R55.2651DE90	2LP069.-0HG.0-2CE0	2KJ3511-9EP22-.FT1	-Z H1J+H08+P01
0.35	2.75	29688	2651	216200	O5R60.2651DE90	2LP069.-0HH.0-3CE0	2KJ3511-9EP22-.FT1	-Z H1J+H08+P01	
0.37	0.91	28141	2513	80800	O5R40.2513DE90	2LP069.-0HD.0-6CE0	2KJ3508-9EP22-.FT1	-Z H1J+H06+P01	
0.38	1.29	27731	2476	107700	O5R45.2476DE90	2LP069.-0HE.0-4CE0	2KJ3510-9EP22-.FU1	-Z H1J+H07+P01	
0.38	1.66	27731	2476	121300	O5R50.2476DE90	2LP069.-0HF.0-4CE0	2KJ3510-9EP22-.FU1	-Z H1J+H07+P01	
0.40	0.77	26439	2361	76000	O5R37.2361DE90	2LP069.-0HC.0-4CE0	2KJ3507-9EP22-.FT1	-Z H1J+H06+P01	
0.42	1.03	24743	2209	80800	O5R40.2209DE90	2LP069.-0HD.0-5CE0	2KJ3508-9EP22-.FS1	-Z H1J+H06+P01	
0.43	1.46	24512	2189	107700	O5R45.2189DE90	2LP069.-0HE.0-3CE0	2KJ3510-9EP22-.FT1	-Z H1J+H07+P01	
0.43	1.87	24512	2189	121300	O5R50.2189DE90	2LP069.-0HF.0-3CE0	2KJ3510-9EP22-.FT1	-Z H1J+H07+P01	
0.46	0.90	22649	2022	76000	O5R37.2022DE90	2LP069.-0HC.0-3CE0	2KJ3507-9EP22-.FS1	-Z H1J+H06+P01	
0.50	1.22	20875	1864	80800	O5R40.1864DE90	2LP069.-0HD.0-4CE0	2KJ3508-9EP22-.FR1	-Z H1J+H06+P01	
0.53	1.02	19914	1778	76000	O5R37.1778DE90	2LP069.-0HC.0-2CE0	2KJ3507-9EP22-.FR1	-Z H1J+H06+P01	
0.53	1.81	19713	1760	107700	O5R45.1760DE90	2LP069.-0HE.0-1CE0	2KJ3510-9EP22-.FR1	-Z H1J+H07+P01	
0.53	2.33	19713	1760	121300	O5R50.1760DE90	2LP069.-0HF.0-1CE0	2KJ3510-9EP22-.FR1	-Z H1J+H07+P01	
0.55	0.80	19067	1702	69400	O5R35.1702DE90	2LP069.-0HB.0-2CE0	2KJ3505-9EP22-.FS1	-Z H1J+H05+P01	
0.58	1.12	18194	1624	76000	O5R37.1624DE90	2LP069.-0HC.0-1CE0	2KJ3508-9EP22-.FQ1	-Z H1J+H06+P01	
0.58	1.40	18194	1624	80800	O5R40.1624DE90	2LP069.-0HD.0-3CE0	2KJ3508-9EP22-.FQ1	-Z H1J+H06+P01	
0.63	2.16	16540	1477	107700	O5R45.1477DE90	2LP069.-0HE.0-0CE0	2KJ3510-9EP22-.FQ1	-Z H1J+H07+P01	
0.63	2.78	16540	1477	121300	O5R50.1477DE90	2LP069.-0HF.0-0CE0	2KJ3510-9EP22-.FQ1	-Z H1J+H07+P01	

<sup>1)</sup> The specified values refer to continuous stresses. For infrequent, brief stresses please refer to Table 1 on page 4/2.

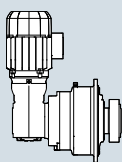


## Selection and ordering data (continued)

$P_N$ kW	$n_2$ rpm	$f_B$ -	$T_2$ Nm	$i_{total}$ -	$F_{R2,perm}^{1)}$ N	Short product description	FLENDER SIP	SIMOGEAR	Order codes
							planetary gear unit	geared motor	
							Article No.	Article No.	
1.1	0.64	0.94	16343	1459	69400	O5R35.1459DE90	2LP069.-0HB.0-1CE0	2KJ3505-9EP22-.FR1	-Z H1J+H05+P01
	0.64	1.24	16446	1468	76000	O5R37.1468DE90	2LP069.-0HC.0-0CE0	2KJ3508-9EP22-.FP1	-Z H1J+H06+P01
	0.64	1.55	16446	1468	80800	O5R40.1468DE90	2LP069.-0HD.0-2CE0	2KJ3508-9EP22-.FP1	-Z H1J+H06+P01
	0.67	2.29	15567	1390	107700	O5R45.1390DE90	2LP069.-0HE.0-8BE0	2KJ3510-9EP22-.FP1	-Z H1J+H07+P01
	0.67	2.95	15567	1390	121300	O5R50.1390DE90	2LP069.-0HF.0-8BE0	2KJ3510-9EP22-.FP1	-Z H1J+H07+P01
	0.73	2.50	14282	1275	107700	O5R45.1275DE90	2LP069.-0HE.0-7BE0	2KJ3510-9EP22-.FN1	-Z H1J+H07+P01
	0.74	0.73	14073	1257	45500	O5R30.1257DE90	2LP069.-0HA.0-0BE0	2KJ3505-9EP22-.FQ1	-Z H1J+H05+P01
	0.74	1.09	14073	1257	69400	O5R35.1257DE90	2LP069.-0HB.0-0BE0	2KJ3505-9EP22-.FQ1	-Z H1J+H05+P01
	0.77	1.50	13646	1218	76000	O5R37.1218DE90	2LP069.-0HC.0-8BE0	2KJ3508-9EP22-.FN1	-Z H1J+H06+P01
	0.77	1.87	13646	1218	80800	O5R40.1218DE90	2LP069.-0HD.0-1CE0	2KJ3508-9EP22-.FN1	-Z H1J+H06+P01
	0.79	0.77	13195	1178	45500	O5R30.1178DE90	2LP069.-0HA.0-8BE0	2KJ3505-9EP22-.FP1	-Z H1J+H05+P01
	0.79	1.16	13195	1178	69400	O5R35.1178DE90	2LP069.-0HB.0-8BE0	2KJ3505-9EP22-.FP1	-Z H1J+H05+P01
	0.82	1.59	12843	1147	76000	O5R37.1147DE90	2LP069.-0HC.0-7BE0	2KJ3508-9EP22-.FM1	-Z H1J+H06+P01
	0.82	1.99	12843	1147	80800	O5R40.1147DE90	2LP069.-0HD.0-0CE0	2KJ3508-9EP22-.FM1	-Z H1J+H06+P01
	0.84	2.86	12476	1114	107700	O5R45.1114DE90	2LP069.-0HE.0-6BE0	2KJ3510-9EP22-.FM1	-Z H1J+H07+P01
	0.86	1.68	12129	1083	76000	O5R37.1083DE90	2LP069.-0HC.0-6BE0	2KJ3508-9EP22-.FL1	-Z H1J+H06+P01
	0.86	2.10	12129	1083	80800	O5R40.1083DE90	2LP069.-0HD.0-8BE0	2KJ3508-9EP22-.FL1	-Z H1J+H06+P01
	0.90	0.87	11682	1043	45500	O5R30.1043DE90	2LP069.-0HA.0-7BE0	2KJ3505-9EP22-.FN1	-Z H1J+H05+P01
	0.90	1.31	11682	1043	69400	O5R35.1043DE90	2LP069.-0HB.0-7BE0	2KJ3505-9EP22-.FN1	-Z H1J+H05+P01
	0.95	2.31	11030	985	80800	O5R40.985DE90	2LP069.-0HD.0-6BE0	2KJ3510-9EP22-.FR1	-Z H1J+H06+P01
	1.0	1.98	10321	922	76000	O5R37.922DE90	2LP069.-0HC.0-5BE0	2KJ3508-9EP22-.FK1	-Z H1J+H06+P01
	1.1	1.05	9724	868	45500	O5R30.868DE90	2LP069.-0HA.0-6BE0	2KJ3505-9EP22-.FM1	-Z H1J+H05+P01
	1.1	1.12	9152	817	45500	O5R30.817DE90	2LP069.-0HA.0-5BE0	2KJ3505-9EP22-.FL1	-Z H1J+H05+P01
	1.1	1.57	9724	868	69400	O5R35.868DE90	2LP069.-0HB.0-6BE0	2KJ3505-9EP22-.FM1	-Z H1J+H05+P01
	1.1	1.67	9152	817	69400	O5R35.817DE90	2LP069.-0HB.0-5BE0	2KJ3505-9EP22-.FL1	-Z H1J+H05+P01
	1.1	2.76	9255	826	80800	O5R40.826DE90	2LP069.-0HD.0-5BE0	2KJ3510-9EP22-.FQ1	-Z H1J+H06+P01
	1.2	2.31	8842	789	76000	O5R37.789DE90	2LP069.-0HC.0-4BE0	2KJ3508-9EP22-.FJ1	-Z H1J+H06+P01
	1.2	2.93	8710	778	80800	O5R40.778DE90	2LP069.-0HD.0-4BE0	2KJ3510-9EP22-.FP1	-Z H1J+H06+P01
	1.3	1.24	8200	732	45500	O5R30.732DE90	2LP069.-0HA.0-4BE0	2KJ3505-9EP22-.FK1	-Z H1J+H05+P01
	1.3	1.87	8200	732	69400	O5R35.732DE90	2LP069.-0HB.0-4BE0	2KJ3505-9EP22-.FK1	-Z H1J+H05+P01
1.4	2.63	7774	694	76000	O5R37.694DE90	2LP069.-0HC.0-3BE0	2KJ3508-9EP22-.FH1	-Z H1J+H06+P01	
1.5	1.46	6981	623	45500	O5R30.623DE90	2LP069.-0HA.0-3BE0	2KJ3505-9EP22-.FJ1	-Z H1J+H05+P01	
1.5	2.19	6981	623	69400	O5R35.623DE90	2LP069.-0HB.0-3BE0	2KJ3505-9EP22-.FJ1	-Z H1J+H05+P01	
1.8	1.71	5984	534	45500	O5R30.534DE90	2LP069.-0HA.0-2BE0	2KJ3505-9EP22-.FH1	-Z H1J+H05+P01	
1.8	2.56	5984	534	69400	O5R35.534DE90	2LP069.-0HB.0-2BE0	2KJ3505-9EP22-.FH1	-Z H1J+H05+P01	
2.0	1.98	5153	460	45500	O5R30.460DE90	2LP069.-0HA.0-1BE0	2KJ3505-9EP22-.FG1	-Z H1J+H05+P01	
2.0	2.97	5153	460	69400	O5R35.460DE90	2LP069.-0HB.0-1BE0	2KJ3505-9EP22-.FG1	-Z H1J+H05+P01	
2.1	2.09	4892	437	45500	O5R30.437DE90	2LP069.-0HA.0-0AE0	2KJ3505-9EP22-.FF1	-Z H1J+H05+P01	
2.3	2.22	4604	411	45500	O5R30.411DE90	2LP069.-0HA.0-8AE0	2KJ3505-9EP22-.FE1	-Z H1J+H05+P01	
2.5	2.47	4126	368	45500	O5R30.368DE90	2LP069.-0HA.0-7AE0	2KJ3505-9EP22-.FD1	-Z H1J+H05+P01	
3.0	2.91	3512	314	45500	O5R30.314DE90	2LP069.-0HA.0-6AE0	2KJ3505-9EP22-.FC1	-Z H1J+H05+P01	
1.5	0.13	0.75	108593	7337	216200	O5R60.7337DE100	2LP069.-0HH.0-3DF0	2KJ3511-9FP22-.FE2	-Z H1J+H08+P01
	0.15	0.83	98714	6670	216200	O5R60.6670DE100	2LP069.-0HH.0-2DF0	2KJ3511-9FP22-.FD2	-Z H1J+H08+P01
	0.17	0.79	83588	5648	155400	O5R55.5648DE100	2LP069.-0HG.0-1DF0	2KJ3511-9FP22-.FC2	-Z H1J+H08+P01
	0.17	0.98	83588	5648	216200	O5R60.5648DE100	2LP069.-0HH.0-1DF0	2KJ3511-9FP22-.FC2	-Z H1J+H08+P01
	0.18	0.84	78671	5316	155400	O5R55.5316DE100	2LP069.-0HG.0-0DF0	2KJ3511-9FP22-.FB2	-Z H1J+H08+P01
	0.18	1.04	78671	5316	216200	O5R60.5316DE100	2LP069.-0HH.0-0DF0	2KJ3511-9FP22-.FB2	-Z H1J+H08+P01
	0.20	0.91	72650	4909	155400	O5R55.4909DE100	2LP069.-0HG.0-8CF0	2KJ3511-9FP22-.FA2	-Z H1J+H08+P01

<sup>1)</sup> The specified values refer to continuous stresses. For infrequent, brief stresses please refer to Table 1 on page 4/2.





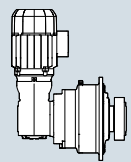
## Planetary geared motors, right-angled

### 6-pole geared motors

#### Selection and ordering data (continued)

$P_N$ kW	$n_2$ rpm	$f_B$ -	$T_2$ Nm	$i_{total}$ -	$F_{R2,perm}^{1)}$ N	Short product description	FLENDER SIP planetary gear unit	SIMOGEAR geared motor	Order codes
							Article No.	Article No.	
1.5	0.20	1.12	72650	4909	216200	O5R60.4909DE100	2LP069.-0HH.0-8CF0	2KJ3511-9FP22-.FA2	-Z H1J+H08+P01
	0.22	1.03	64642	4368	155400	O5R55.4368DE100	2LP069.-0HG.0-7CF0	2KJ3511-9FP22-.FX1	-Z H1J+H08+P01
	0.22	1.26	64642	4368	216200	O5R60.4368DE100	2LP069.-0HH.0-7CF0	2KJ3511-9FP22-.FX1	-Z H1J+H08+P01
	0.25	1.16	57414	3879	155400	O5R55.3879DE100	2LP069.-0HG.0-6CF0	2KJ3511-9FP22-.FW1	-Z H1J+H08+P01
	0.25	1.42	57414	3879	216200	O5R60.3879DE100	2LP069.-0HH.0-6CF0	2KJ3511-9FP22-.FW1	-Z H1J+H08+P01
	0.26	0.84	54535	3685	121300	O5R50.3685DE100	2LP069.-0HF.0-7CF0	2KJ3510-9FP22-.FX1	-Z H1J+H07+P01
	0.28	1.29	51391	3472	155400	O5R55.3472DE100	2LP069.-0HG.0-5CF0	2KJ3511-9FP22-.FV1	-Z H1J+H08+P01
	0.28	1.59	51391	3472	216200	O5R60.3472DE100	2LP069.-0HH.0-5CF0	2KJ3511-9FP22-.FV1	-Z H1J+H08+P01
	0.29	0.73	48826	3299	107700	O5R45.3299DE100	2LP069.-0HE.0-6CF0	2KJ3510-9FP22-.FW1	-Z H1J+H07+P01
	0.29	0.94	48826	3299	121300	O5R50.3299DE100	2LP069.-0HF.0-6CF0	2KJ3510-9FP22-.FW1	-Z H1J+H07+P01
	0.33	1.51	43934	2969	155400	O5R55.2969DE100	2LP069.-0HG.0-4CF0	2KJ3511-9FP22-.FU1	-Z H1J+H08+P01
	0.33	1.86	43934	2969	216200	O5R60.2969DE100	2LP069.-0HH.0-4CF0	2KJ3511-9FP22-.FU1	-Z H1J+H08+P01
	0.34	0.84	42692	2885	107700	O5R45.2885DE100	2LP069.-0HE.0-5CF0	2KJ3510-9FP22-.FV1	-Z H1J+H07+P01
	0.34	1.08	42692	2885	121300	O5R50.2885DE100	2LP069.-0HF.0-5CF0	2KJ3510-9FP22-.FV1	-Z H1J+H07+P01
	0.37	1.69	39231	2651	155400	O5R55.2651DE100	2LP069.-0HG.0-2CF0	2KJ3511-9FP22-.FT1	-Z H1J+H08+P01
	0.37	2.08	39231	2651	216200	O5R60.2651DE100	2LP069.-0HH.0-3CF0	2KJ3511-9FP22-.FT1	-Z H1J+H08+P01
	0.39	0.97	36644	2476	107700	O5R45.2476DE100	2LP069.-0HE.0-4CF0	2KJ3510-9FP22-.FU1	-Z H1J+H07+P01
	0.39	1.25	36644	2476	121300	O5R50.2476DE100	2LP069.-0HF.0-4CF0	2KJ3510-9FP22-.FU1	-Z H1J+H07+P01
	0.41	1.91	34674	2343	155400	O5R55.2343DE100	2LP069.-0HG.0-1CF0	2KJ3511-9FP22-.FS1	-Z H1J+H08+P01
	0.41	2.35	34674	2343	216200	O5R60.2343DE100	2LP069.-0HH.0-2CF0	2KJ3511-9FP22-.FS1	-Z H1J+H08+P01
	0.44	0.78	32696	2209	80800	O5R40.2209DE100	2LP069.-0HD.0-5CF0	2KJ3508-9FP22-.FS1	-Z H1J+H06+P01
	0.44	1.10	32391	2189	107700	O5R45.2189DE100	2LP069.-0HE.0-3CF0	2KJ3510-9FP22-.FT1	-Z H1J+H07+P01
	0.44	1.42	32391	2189	121300	O5R50.2189DE100	2LP069.-0HF.0-3CF0	2KJ3510-9FP22-.FT1	-Z H1J+H07+P01
	0.47	2.18	30428	2056	155400	O5R55.2056DE100	2LP069.-0HG.0-0CF0	2KJ3511-9FP22-.FR1	-Z H1J+H08+P01
	0.47	2.68	30428	2056	216200	O5R60.2056DE100	2LP069.-0HH.0-1CF0	2KJ3511-9FP22-.FR1	-Z H1J+H08+P01
	0.52	0.92	27584	1864	80800	O5R40.1864DE100	2LP069.-0HD.0-4CF0	2KJ3508-9FP22-.FR1	-Z H1J+H06+P01
	0.52	1.30	27543	1861	107700	O5R45.1861DE100	2LP069.-0HE.0-2CF0	2KJ3510-9FP22-.FS1	-Z H1J+H07+P01
	0.52	1.67	27543	1861	121300	O5R50.1861DE100	2LP069.-0HF.0-2CF0	2KJ3510-9FP22-.FS1	-Z H1J+H07+P01
	0.54	2.50	26490	1790	155400	O5R55.1790DE100	2LP069.-0HG.0-8BF0	2KJ3511-9FP22-.FQ1	-Z H1J+H08+P01
	0.55	0.78	26315	1778	76000	O5R37.1778DE100	2LP069.-0HC.0-2CF0	2KJ3507-9FP22-.FR1	-Z H1J+H06+P01
	0.55	1.37	26050	1760	107700	O5R45.1760DE100	2LP069.-0HE.0-1CF0	2KJ3510-9FP22-.FR1	-Z H1J+H07+P01
	0.55	1.76	26050	1760	121300	O5R50.1760DE100	2LP069.-0HF.0-1CF0	2KJ3510-9FP22-.FR1	-Z H1J+H07+P01
0.60	0.85	24042	1624	76000	O5R37.1624DE100	2LP069.-0HC.0-1CF0	2KJ3508-9FP22-.FQ1	-Z H1J+H06+P01	
0.60	1.06	24042	1624	80800	O5R40.1624DE100	2LP069.-0HD.0-3CF0	2KJ3508-9FP22-.FQ1	-Z H1J+H06+P01	
0.63	2.93	22644	1530	155400	O5R55.1530DE100	2LP069.-0HG.0-7BF0	2KJ3511-9FP22-.FP1	-Z H1J+H08+P01	
0.66	0.71	21596	1459	69400	O5R35.1459DE100	2LP069.-0HB.0-1CF0	2KJ3505-9FP22-.FR1	-Z H1J+H05+P01	
0.66	0.94	21732	1468	76000	O5R37.1468DE100	2LP069.-0HC.0-0CF0	2KJ3508-9FP22-.FP1	-Z H1J+H06+P01	
0.66	1.17	21732	1468	80800	O5R40.1468DE100	2LP069.-0HD.0-2CF0	2KJ3508-9FP22-.FP1	-Z H1J+H06+P01	
0.66	1.63	21857	1477	107700	O5R45.1477DE100	2LP069.-0HE.0-0CF0	2KJ3510-9FP22-.FQ1	-Z H1J+H07+P01	
0.66	2.10	21857	1477	121300	O5R50.1477DE100	2LP069.-0HF.0-0CF0	2KJ3510-9FP22-.FQ1	-Z H1J+H07+P01	
0.70	1.74	20571	1390	107700	O5R45.1390DE100	2LP069.-0HE.0-8BF0	2KJ3510-9FP22-.FP1	-Z H1J+H07+P01	
0.70	2.23	20571	1390	121300	O5R50.1390DE100	2LP069.-0HF.0-8BF0	2KJ3510-9FP22-.FP1	-Z H1J+H07+P01	
0.76	1.89	18873	1275	107700	O5R45.1275DE100	2LP069.-0HE.0-7BF0	2KJ3510-9FP22-.FN1	-Z H1J+H07+P01	
0.76	2.43	18873	1275	121300	O5R50.1275DE100	2LP069.-0HF.0-7BF0	2KJ3510-9FP22-.FN1	-Z H1J+H07+P01	
0.77	0.82	18597	1257	69400	O5R35.1257DE100	2LP069.-0HB.0-0BF0	2KJ3505-9FP22-.FQ1	-Z H1J+H05+P01	
0.80	1.13	18032	1218	76000	O5R37.1218DE100	2LP069.-0HC.0-8BF0	2KJ3508-9FP22-.FN1	-Z H1J+H06+P01	
0.80	1.41	18032	1218	80800	O5R40.1218DE100	2LP069.-0HD.0-1CF0	2KJ3508-9FP22-.FN1	-Z H1J+H06+P01	
0.82	0.88	17436	1178	69400	O5R35.1178DE100	2LP069.-0HB.0-8BF0	2KJ3505-9FP22-.FP1	-Z H1J+H05+P01	

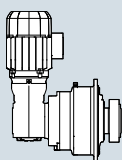
<sup>1)</sup> The specified values refer to continuous stresses. For infrequent, brief stresses please refer to Table 1 on page 4/2.



## Selection and ordering data (continued)

$P_N$ kW	$n_2$ rpm	$f_B$ -	$T_2$ Nm	$i_{total}$ -	$F_{R2,perm}^{1)}$ N	Short product description	FLENDER SIP planetary gear unit	SIMOGEAR geared motor	Order codes
							Article No.	Article No.	
1.5	0.85	1.20	16971	1147	76000	O5R37.1147DE100	2LP069.-0HC.0-7BF0	2KJ3508-9FP22-.FM1	-Z H1J+H06+P01
	0.85	1.50	16971	1147	80800	O5R40.1147DE100	2LP069.-0HD.0-0CF0	2KJ3508-9FP22-.FM1	-Z H1J+H06+P01
	0.87	2.17	16486	1114	107700	O5R45.1114DE100	2LP069.-0HE.0-6BF0	2KJ3510-9FP22-.FM1	-Z H1J+H07+P01
	0.87	2.79	16486	1114	121300	O5R50.1114DE100	2LP069.-0HF.0-6BF0	2KJ3510-9FP22-.FM1	-Z H1J+H07+P01
	0.90	1.27	16028	1083	76000	O5R37.1083DE100	2LP069.-0HC.0-6BF0	2KJ3508-9FP22-.FL1	-Z H1J+H06+P01
	0.90	1.59	16028	1083	80800	O5R40.1083DE100	2LP069.-0HD.0-8BF0	2KJ3508-9FP22-.FL1	-Z H1J+H06+P01
	0.93	0.99	15438	1043	69400	O5R35.1043DE100	2LP069.-0HB.0-7BF0	2KJ3505-9FP22-.FN1	-Z H1J+H05+P01
	0.93	1.66	15411	1041	80800	O5R40.1041DE100	2LP069.-0HD.0-7BF0	2KJ3510-9FP22-.FS1	-Z H1J+H07+P01
	0.97	2.42	14760	997	107700	O5R45.997DE100	2LP069.-0HE.0-5BF0	2KJ3510-9FP22-.FL1	-Z H1J+H07+P01
	0.98	1.75	14575	985	80800	O5R40.985DE100	2LP069.-0HD.0-6BF0	2KJ3510-9FP22-.FR1	-Z H1J+H07+P01
	1.1	0.79	12849	868	45500	O5R30.868DE100	2LP069.-0HA.0-6BF0	2KJ3505-9FP22-.FM1	-Z H1J+H05+P01
	1.1	1.19	12849	868	69400	O5R35.868DE100	2LP069.-0HB.0-6BF0	2KJ3505-9FP22-.FM1	-Z H1J+H05+P01
	1.1	1.50	13639	922	76000	O5R37.922DE100	2LP069.-0HC.0-5BF0	2KJ3508-9FP22-.FK1	-Z H1J+H06+P01
	1.1	2.77	12906	872	107700	O5R45.872DE100	2LP069.-0HE.0-4BF0	2KJ3510-9FP22-.FK1	-Z H1J+H07+P01
	1.2	0.84	12093	817	45500	O5R30.817DE100	2LP069.-0HA.0-5BF0	2KJ3505-9FP22-.FL1	-Z H1J+H05+P01
	1.2	1.27	12093	817	69400	O5R35.817DE100	2LP069.-0HB.0-5BF0	2KJ3505-9FP22-.FL1	-Z H1J+H05+P01
	1.2	1.75	11683	789	76000	O5R37.789DE100	2LP069.-0HC.0-4BF0	2KJ3508-9FP22-.FJ1	-Z H1J+H06+P01
	1.2	2.09	12229	826	80800	O5R40.826DE100	2LP069.-0HD.0-5BF0	2KJ3510-9FP22-.FQ1	-Z H1J+H07+P01
	1.3	0.94	10836	732	45500	O5R30.732DE100	2LP069.-0HA.0-4BF0	2KJ3505-9FP22-.FK1	-Z H1J+H05+P01
	1.3	1.41	10836	732	69400	O5R35.732DE100	2LP069.-0HB.0-4BF0	2KJ3505-9FP22-.FK1	-Z H1J+H05+P01
	1.3	2.22	11510	778	80800	O5R40.778DE100	2LP069.-0HD.0-4BF0	2KJ3510-9FP22-.FP1	-Z H1J+H07+P01
	1.4	1.99	10273	694	76000	O5R37.694DE100	2LP069.-0HC.0-3BF0	2KJ3508-9FP22-.FH1	-Z H1J+H06+P01
	1.4	2.42	10560	714	80800	O5R40.714DE100	2LP069.-0HD.0-3BF0	2KJ3510-9FP22-.FN1	-Z H1J+H07+P01
	1.6	1.11	9225	623	45500	O5R30.623DE100	2LP069.-0HA.0-3BF0	2KJ3505-9FP22-.FJ1	-Z H1J+H05+P01
	1.6	1.66	9225	623	69400	O5R35.623DE100	2LP069.-0HB.0-3BF0	2KJ3505-9FP22-.FJ1	-Z H1J+H05+P01
	1.6	2.77	9224	623	80800	O5R40.623DE100	2LP069.-0HD.0-2BF0	2KJ3510-9FP22-.FM1	-Z H1J+H07+P01
	1.7	2.35	8667	586	76000	O5R37.586DE100	2LP069.-0HC.0-2BF0	2KJ3508-9FP22-.FG1	-Z H1J+H06+P01
	1.7	2.47	8259	558	76000	O5R37.558DE100	2LP069.-0HC.0-1BF0	2KJ3510-9FP22-.FL1	-Z H1J+H07+P01
	1.8	1.29	7907	534	45500	O5R30.534DE100	2LP069.-0HA.0-2BF0	2KJ3505-9FP22-.FH1	-Z H1J+H05+P01
	1.8	1.94	7907	534	69400	O5R35.534DE100	2LP069.-0HB.0-2BF0	2KJ3505-9FP22-.FH1	-Z H1J+H05+P01
2.0	2.83	7221	488	76000	O5R37.488DE100	2LP069.-0HC.0-0BF0	2KJ3510-9FP22-.FK1	-Z H1J+H07+P01	
2.1	1.50	6809	460	45500	O5R30.460DE100	2LP069.-0HA.0-1BF0	2KJ3505-9FP22-.FG1	-Z H1J+H05+P01	
2.1	2.25	6809	460	69400	O5R35.460DE100	2LP069.-0HB.0-1BF0	2KJ3505-9FP22-.FG1	-Z H1J+H05+P01	
2.2	1.58	6465	437	45500	O5R30.437DE100	2LP069.-0HA.0-0AF0	2KJ3505-9FP22-.FF1	-Z H1J+H05+P01	
2.2	2.34	6537	442	69400	O5R35.442DE100	2LP069.-0HB.0-0BF0	2KJ3508-9FP22-.FJ1	-Z H1J+H06+P01	
2.3	2.47	6198	419	69400	O5R35.419DE100	2LP069.-0HB.0-8AF0	2KJ3510-9FP22-.HJ1	-Z H1J+P01	
2.4	1.68	6084	411	45500	O5R30.411DE100	2LP069.-0HA.0-8AF0	2KJ3505-9FP22-.FE1	-Z H1J+H05+P01	
2.6	1.87	5452	368	45500	O5R30.368DE100	2LP069.-0HA.0-7AF0	2KJ3505-9FP22-.FD1	-Z H1J+H05+P01	
2.6	2.79	5479	370	69400	O5R35.370DE100	2LP069.-0HB.0-7AF0	2KJ3510-9FP22-.HH1	-Z H1J+P01	
3.1	2.20	4641	314	45500	O5R30.314DE100	2LP069.-0HA.0-6AF0	2KJ3505-9FP22-.FC1	-Z H1J+H05+P01	
3.6	2.56	3978	269	44500	O5R30.269DE100	2LP069.-0HA.0-5AF0	2KJ3505-9FP22-.FB1	-Z H1J+H05+P01	
4.2	2.98	3426	231	42600	O5R30.231DE100	2LP069.-0HA.0-4AF0	2KJ3505-9FP22-.FA1	-Z H1J+H05+P01	
2.2	0.18	0.70	115881	5316	216200	O5R60.5316DE112	2LP069.-0HH.0-0DGO	2KJ3511-9GH22-.FB2	-Z H1J+H08+P01
	0.20	0.76	107011	4909	216200	O5R60.4909DE112	2LP069.-0HH.0-8CGO	2KJ3511-9GH22-.FA2	-Z H1J+H08+P01
	0.22	0.70	95215	4368	155400	O5R55.4368DE112	2LP069.-0HG.0-7CGO	2KJ3511-9GH22-.FX1	-Z H1J+H08+P01
	0.22	0.86	95215	4368	216200	O5R60.4368DE112	2LP069.-0HH.0-7CGO	2KJ3511-9GH22-.FX1	-Z H1J+H08+P01
	0.25	0.78	84569	3879	155400	O5R55.3879DE112	2LP069.-0HG.0-6CGO	2KJ3511-9GH22-.FW1	-Z H1J+H08+P01
	0.25	0.97	84569	3879	216200	O5R60.3879DE112	2LP069.-0HH.0-6CGO	2KJ3511-9GH22-.FW1	-Z H1J+H08+P01

<sup>1)</sup> The specified values refer to continuous stresses. For infrequent, brief stresses please refer to Table 1 on page 4/2.



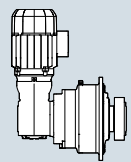
## Planetary geared motors, right-angled

### 6-pole geared motors

#### Selection and ordering data (continued)

$P_N$ kW	$n_2$ rpm	$f_B$ -	$T_2$ Nm	$i_{total}$ -	$F_{R2,perm}^{1)}$ N	Short product description	FLENDER SIP	SIMOGEAR	Order codes
							planetary gear unit	geared motor	
							Article No.	Article No.	
2.2	0.28	0.88	75698	3472	155400	O5R55.3472DE112	2LP069.-0HG.0-5CG0	2KJ3511-9GH22-.FV1	-Z H1J+H08+P01
	0.28	1.08	75698	3472	216200	O5R60.3472DE112	2LP069.-0HH.0-5CG0	2KJ3511-9GH22-.FV1	-Z H1J+H08+P01
	0.33	0.73	62884	2885	121300	O5R50.2885DE112	2LP069.-0HF.0-5CG0	2KJ3510-9GH22-.FV1	-Z H1J+H07+P01
	0.33	1.02	64714	2969	155400	O5R55.2969DE112	2LP069.-0HG.0-4CG0	2KJ3511-9GH22-.FU1	-Z H1J+H08+P01
	0.33	1.26	64714	2969	216200	O5R60.2969DE112	2LP069.-0HH.0-4CG0	2KJ3511-9GH22-.FU1	-Z H1J+H08+P01
	0.36	1.15	57786	2651	155400	O5R55.2651DE112	2LP069.-0HG.0-2CG0	2KJ3511-9GH22-.FT1	-Z H1J+H08+P01
	0.36	1.41	57786	2651	216200	O5R60.2651DE112	2LP069.-0HH.0-3CG0	2KJ3511-9GH22-.FT1	-Z H1J+H08+P01
	0.39	0.85	53976	2476	121300	O5R50.2476DE112	2LP069.-0HF.0-4CG0	2KJ3510-9GH22-.FU1	-Z H1J+H07+P01
	0.41	1.30	51073	2343	155400	O5R55.2343DE112	2LP069.-0HG.0-1CG0	2KJ3511-9GH22-.FS1	-Z H1J+H08+P01
	0.41	1.60	51073	2343	216200	O5R60.2343DE112	2LP069.-0HH.0-2CG0	2KJ3511-9GH22-.FS1	-Z H1J+H08+P01
	0.44	0.75	47710	2189	107700	O5R45.2189DE112	2LP069.-0HE.0-3CG0	2KJ3510-9GH22-.FT1	-Z H1J+H07+P01
	0.44	0.96	47710	2189	121300	O5R50.2189DE112	2LP069.-0HF.0-3CG0	2KJ3510-9GH22-.FT1	-Z H1J+H07+P01
	0.47	1.48	44819	2056	155400	O5R55.2056DE112	2LP069.-0HG.0-0CG0	2KJ3511-9GH22-.FR1	-Z H1J+H08+P01
	0.47	1.82	44819	2056	216200	O5R60.2056DE112	2LP069.-0HH.0-1CG0	2KJ3511-9GH22-.FR1	-Z H1J+H08+P01
	0.52	0.88	40570	1861	107700	O5R45.1861DE112	2LP069.-0HE.0-2CG0	2KJ3510-9GH22-.FS1	-Z H1J+H07+P01
	0.52	1.13	40570	1861	121300	O5R50.1861DE112	2LP069.-0HF.0-2CG0	2KJ3510-9GH22-.FS1	-Z H1J+H07+P01
	0.54	1.70	39019	1790	155400	O5R55.1790DE112	2LP069.-0HG.0-8BG0	2KJ3511-9GH22-.FQ1	-Z H1J+H08+P01
	0.54	2.09	39019	1790	216200	O5R60.1790DE112	2LP069.-0HH.0-0CG0	2KJ3511-9GH22-.FQ1	-Z H1J+H08+P01
	0.55	0.93	38370	1760	107700	O5R45.1760DE112	2LP069.-0HE.0-1CG0	2KJ3510-9GH22-.FR1	-Z H1J+H07+P01
	0.55	1.20	38370	1760	121300	O5R50.1760DE112	2LP069.-0HF.0-1CG0	2KJ3510-9GH22-.FR1	-Z H1J+H07+P01
	0.59	0.72	35413	1624	80800	O5R40.1624DE112	2LP069.-0HD.0-3CG0	2KJ3508-9GH22-.FQ1	-Z H1J+H06+P01
	0.63	1.99	33354	1530	155400	O5R55.1530DE112	2LP069.-0HG.0-7BG0	2KJ3511-9GH22-.FP1	-Z H1J+H08+P01
	0.63	2.45	33354	1530	216200	O5R60.1530DE112	2LP069.-0HH.0-8BG0	2KJ3511-9GH22-.FP1	-Z H1J+H08+P01
	0.65	1.11	32194	1477	107700	O5R45.1477DE112	2LP069.-0HE.0-0CG0	2KJ3510-9GH22-.FQ1	-Z H1J+H07+P01
	0.65	1.43	32194	1477	121300	O5R50.1477DE112	2LP069.-0HF.0-0CG0	2KJ3510-9GH22-.FQ1	-Z H1J+H07+P01
	0.66	0.80	32010	1468	80800	O5R40.1468DE112	2LP069.-0HD.0-2CG0	2KJ3508-9GH22-.FP1	-Z H1J+H06+P01
	0.69	1.18	30300	1390	107700	O5R45.1390DE112	2LP069.-0HE.0-8BG0	2KJ3510-9GH22-.FP1	-Z H1J+H07+P01
	0.69	1.52	30300	1390	121300	O5R50.1390DE112	2LP069.-0HF.0-8BG0	2KJ3510-9GH22-.FP1	-Z H1J+H07+P01
	0.74	2.32	28550	1310	155400	O5R55.1310DE112	2LP069.-0HG.0-6BG0	2KJ3511-9GH22-.FN1	-Z H1J+H08+P01
	0.74	2.86	28550	1310	216200	O5R60.1310DE112	2LP069.-0HH.0-7BG0	2KJ3511-9GH22-.FN1	-Z H1J+H08+P01
0.76	1.28	27800	1275	107700	O5R45.1275DE112	2LP069.-0HE.0-7BG0	2KJ3510-9GH22-.FN1	-Z H1J+H07+P01	
0.76	1.65	27800	1275	121300	O5R50.1275DE112	2LP069.-0HF.0-7BG0	2KJ3510-9GH22-.FN1	-Z H1J+H07+P01	
0.79	0.77	26560	1218	76000	O5R37.1218DE112	2LP069.-0HC.0-8BG0	2KJ3508-9GH22-.FN1	-Z H1J+H06+P01	
0.79	0.96	26560	1218	80800	O5R40.1218DE112	2LP069.-0HD.0-1CG0	2KJ3508-9GH22-.FN1	-Z H1J+H06+P01	
0.84	0.82	24998	1147	76000	O5R37.1147DE112	2LP069.-0HC.0-7BG0	2KJ3508-9GH22-.FM1	-Z H1J+H06+P01	
0.84	1.02	24998	1147	80800	O5R40.1147DE112	2LP069.-0HD.0-0CG0	2KJ3508-9GH22-.FM1	-Z H1J+H06+P01	
0.86	2.72	24396	1119	155400	O5R55.1119DE112	2LP069.-0HG.0-5BG0	2KJ3511-9GH22-.FM1	-Z H1J+H08+P01	
0.87	1.47	24284	1114	107700	O5R45.1114DE112	2LP069.-0HE.0-6BG0	2KJ3510-9GH22-.FM1	-Z H1J+H07+P01	
0.87	1.89	24284	1114	121300	O5R50.1114DE112	2LP069.-0HF.0-6BG0	2KJ3510-9GH22-.FM1	-Z H1J+H07+P01	
0.89	0.86	23609	1083	76000	O5R37.1083DE112	2LP069.-0HC.0-6BG0	2KJ3508-9GH22-.FL1	-Z H1J+H06+P01	
0.89	1.08	23609	1083	80800	O5R40.1083DE112	2LP069.-0HD.0-8BG0	2KJ3508-9GH22-.FL1	-Z H1J+H06+P01	
0.93	1.12	22700	1041	80800	O5R40.1041DE112	2LP069.-0HD.0-7BG0	2KJ3510-9GH22-.FS1	-Z H1J+H07+P01	
0.97	1.64	21742	997	107700	O5R45.997DE112	2LP069.-0HE.0-5BG0	2KJ3510-9GH22-.FL1	-Z H1J+H07+P01	
0.97	2.11	21742	997	121300	O5R50.997DE112	2LP069.-0HF.0-5BG0	2KJ3510-9GH22-.FL1	-Z H1J+H07+P01	
0.98	1.19	21469	985	80800	O5R40.985DE112	2LP069.-0HD.0-6BG0	2KJ3510-9GH22-.FR1	-Z H1J+H07+P01	
1.1	0.81	18926	868	69400	O5R35.868DE112	2LP069.-0HB.0-6BG0	2KJ3505-9GH22-.FM1	-Z H1J+H05+P01	
1.1	1.02	20089	922	76000	O5R37.922DE112	2LP069.-0HC.0-5BG0	2KJ3508-9GH22-.FK1	-Z H1J+H06+P01	
1.1	1.88	19010	872	107700	O5R45.872DE112	2LP069.-0HE.0-4BG0	2KJ3510-9GH22-.FK1	-Z H1J+H07+P01	

<sup>1)</sup> The specified values refer to continuous stresses. For infrequent, brief stresses please refer to Table 1 on page 4/2.

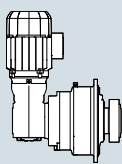


## Selection and ordering data (continued)

$P_N$ kW	$n_2$ rpm	$f_B$ -	$T_2$ Nm	$i_{total}$ -	$F_{R2,perm}^{1)}$ N	Short product description	FLENDER SIP planetary gear unit	SIMOGEAR geared motor	Order codes
							Article No.	Article No.	
2.2	1.1	2.42	19010	872	121300	O5R50.872DE112	2LP069.-0HF.0-4BG0	2KJ3510-9GH22-.FK1	-Z H1J+H07+P01
	1.2	0.86	17813	817	69400	O5R35.817DE112	2LP069.-0HB.0-5BG0	2KJ3505-9GH22-.FL1	-Z H1J+H05+P01
	1.2	1.19	17209	789	76000	O5R37.789DE112	2LP069.-0HC.0-4BG0	2KJ3508-9GH22-.FJ1	-Z H1J+H06+P01
	1.2	1.42	18014	826	80800	O5R40.826DE112	2LP069.-0HD.0-5BG0	2KJ3510-9GH22-.FQ1	-Z H1J+H07+P01
	1.2	1.50	16954	778	80800	O5R40.778DE112	2LP069.-0HD.0-4BG0	2KJ3510-9GH22-.FP1	-Z H1J+H07+P01
	1.3	0.96	15961	732	69400	O5R35.732DE112	2LP069.-0HB.0-4BG0	2KJ3505-9GH22-.FK1	-Z H1J+H05+P01
	1.3	2.19	16317	748	107700	O5R45.748DE112	2LP069.-0HE.0-3BG0	2KJ3510-9GH22-.FJ1	-Z H1J+H07+P01
	1.3	2.81	16317	748	121300	O5R50.748DE112	2LP069.-0HF.0-3BG0	2KJ3510-9GH22-.FJ1	-Z H1J+H07+P01
	1.4	1.35	15131	694	76000	O5R37.694DE112	2LP069.-0HC.0-3BG0	2KJ3508-9GH22-.FH1	-Z H1J+H06+P01
	1.4	1.64	15555	714	80800	O5R40.714DE112	2LP069.-0HD.0-3BG0	2KJ3510-9GH22-.FN1	-Z H1J+H07+P01
	1.5	2.48	14423	662	107700	O5R45.662DE112	2LP069.-0HE.0-2BG0	2KJ3510-9GH22-.FH1	-Z H1J+H07+P01
	1.6	0.75	13588	623	45500	O5R30.623DE112	2LP069.-0HA.0-3BG0	2KJ3505-9GH22-.FJ1	-Z H1J+H05+P01
	1.6	1.13	13588	623	69400	O5R35.623DE112	2LP069.-0HB.0-3BG0	2KJ3505-9GH22-.FJ1	-Z H1J+H05+P01
	1.6	1.88	13587	623	80800	O5R40.623DE112	2LP069.-0HD.0-2BG0	2KJ3510-9GH22-.FM1	-Z H1J+H07+P01
	1.7	1.60	12766	586	76000	O5R37.586DE112	2LP069.-0HC.0-2BG0	2KJ3508-9GH22-.FG1	-Z H1J+H06+P01
	1.7	1.68	12165	558	76000	O5R37.558DE112	2LP069.-0HC.0-1BG0	2KJ3510-9GH22-.FL1	-Z H1J+H07+P01
	1.7	2.10	12165	558	80800	O5R40.558DE112	2LP069.-0HD.0-1BG0	2KJ3510-9GH22-.FL1	-Z H1J+H07+P01
	1.7	2.91	12264	563	107700	O5R45.563DE112	2LP069.-0HE.0-1BG0	2KJ3510-9GH22-.FG1	-Z H1J+H07+P01
	1.8	0.88	11647	534	45500	O5R30.534DE112	2LP069.-0HA.0-2BG0	2KJ3505-9GH22-.FH1	-Z H1J+H05+P01
	1.8	1.31	11647	534	69400	O5R35.534DE112	2LP069.-0HB.0-2BG0	2KJ3505-9GH22-.FH1	-Z H1J+H05+P01
	2.0	1.92	10637	488	76000	O5R37.488DE112	2LP069.-0HC.0-0BG0	2KJ3510-9GH22-.FK1	-Z H1J+H07+P01
	2.0	2.40	10637	488	80800	O5R40.488DE112	2LP069.-0HD.0-0BG0	2KJ3510-9GH22-.FK1	-Z H1J+H07+P01
	2.1	1.02	10029	460	45500	O5R30.460DE112	2LP069.-0HA.0-1BG0	2KJ3505-9GH22-.FG1	-Z H1J+H05+P01
	2.1	1.53	10029	460	69400	O5R35.460DE112	2LP069.-0HB.0-1BG0	2KJ3505-9GH22-.FG1	-Z H1J+H05+P01
	2.2	1.07	9522	437	45500	O5R30.437DE112	2LP069.-0HA.0-0AG0	2KJ3505-9GH22-.FF1	-Z H1J+H05+P01
	2.2	1.59	9629	442	69400	O5R35.442DE112	2LP069.-0HB.0-0BG0	2KJ3508-9GH22-.FJ1	-Z H1J+H06+P01
	2.3	1.68	9130	419	69400	O5R35.419DE112	2LP069.-0HB.0-8AG0	2KJ3510-9GH22-.HJ1	-Z H1J+P01
	2.3	2.24	9130	419	76000	O5R37.419DE112	2LP069.-0HC.0-8AG0	2KJ3510-9GH22-.FJ1	-Z H1J+H07+P01
	2.3	2.79	9130	419	80800	O5R40.419DE112	2LP069.-0HD.0-8AG0	2KJ3510-9GH22-.FJ1	-Z H1J+H07+P01
	2.4	1.14	8962	411	45500	O5R30.411DE112	2LP069.-0HA.0-8AG0	2KJ3505-9GH22-.FE1	-Z H1J+H05+P01
	2.6	1.27	8030	368	45500	O5R30.368DE112	2LP069.-0HA.0-7AG0	2KJ3505-9GH22-.FD1	-Z H1J+H05+P01
	2.6	1.90	8070	370	69400	O5R35.370DE112	2LP069.-0HB.0-7AG0	2KJ3510-9GH22-.HH1	-Z H1J+P01
2.6	2.53	8070	370	76000	O5R37.370DE112	2LP069.-0HC.0-7AG0	2KJ3510-9GH22-.FH1	-Z H1J+H07+P01	
3.1	1.49	6836	314	45500	O5R30.314DE112	2LP069.-0HA.0-6AG0	2KJ3505-9GH22-.FC1	-Z H1J+H05+P01	
3.1	2.23	6862	315	68200	O5R35.315DE112	2LP069.-0HB.0-6AG0	2KJ3510-9GH22-.HG1	-Z H1J+P01	
3.1	2.97	6862	315	74300	O5R37.315DE112	2LP069.-0HC.0-6AG0	2KJ3510-9GH22-.FG1	-Z H1J+H07+P01	
3.6	1.74	5860	269	44600	O5R30.269DE112	2LP069.-0HA.0-5AG0	2KJ3505-9GH22-.FB1	-Z H1J+H05+P01	
3.6	2.60	5882	270	65100	O5R35.270DE112	2LP069.-0HB.0-5AG0	2KJ3510-9GH22-.HF1	-Z H1J+P01	
3.7	2.66	5744	263	64600	O5R35.263DE112	2LP069.-0HB.0-4AG0	2KJ3510-9GH22-.HE1	-Z H1J+P01	
4.2	2.02	5046	231	42600	O5R30.231DE112	2LP069.-0HA.0-4AG0	2KJ3505-9GH22-.FA1	-Z H1J+H05+P01	
4.3	2.07	4921	226	42300	O5R30.226DE112	2LP069.-0HA.0-3AG0	2KJ3508-9GH22-.FJ1	-Z H1J+H06+P01	
4.8	2.34	4358	200	40800	O5R30.200DE112	2LP069.-0HA.0-2AG0	2KJ3510-9GH22-.HC1	-Z H1J+P01	
5.7	2.75	3706	170	38900	O5R30.170DE112	2LP069.-0HA.0-1AG0	2KJ3510-9GH22-.HB1	-Z H1J+P01	
3.0	0.25	0.71	114440	3879	216200	O5R60.3879DE132	2LP069.-0HH.0-6CHO	2KJ3511-9HF22-.FW1	-Z H1J+H08+P01
	0.28	0.80	102435	3472	216200	O5R60.3472DE132	2LP069.-0HH.0-5CHO	2KJ3511-9HF22-.FV1	-Z H1J+H08+P01
	0.33	0.76	87572	2969	155400	O5R55.2969DE132	2LP069.-0HG.0-4CHO	2KJ3511-9HF22-.FU1	-Z H1J+H08+P01
	0.33	0.93	87572	2969	216200	O5R60.2969DE132	2LP069.-0HH.0-4CHO	2KJ3511-9HF22-.FU1	-Z H1J+H08+P01
	0.37	0.85	78197	2651	155400	O5R55.2651DE132	2LP069.-0HG.0-2CHO	2KJ3511-9HF22-.FT1	-Z H1J+H08+P01

<sup>1)</sup> The specified values refer to continuous stresses. For infrequent, brief stresses please refer to Table 1 on page 4/2.





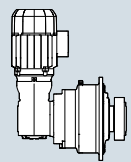
## Planetary geared motors, right-angled

### 6-pole geared motors

#### Selection and ordering data (continued)

$P_N$ kW	$n_2$ rpm	$f_B$ -	$T_2$ Nm	$i_{total}$ -	$F_{R2,perm}^{1)}$ N	Short product description	FLENDER SIP planetary gear unit	SIMOGEAR geared motor	Order codes
							Article No.	Article No.	
3.0	0.37	1.04	78197	2651	216200	O5R60.2651DE132	2LP069.-0HH.0-3CH0	2KJ3511-9HF22-.FT1	-Z H1J+H08+P01
	0.41	0.96	69113	2343	155400	O5R55.2343DE132	2LP069.-0HG.0-1CH0	2KJ3511-9HF22-.FS1	-Z H1J+H08+P01
	0.41	1.18	69113	2343	216200	O5R60.2343DE132	2LP069.-0HH.0-2CH0	2KJ3511-9HF22-.FS1	-Z H1J+H08+P01
	0.44	0.71	64562	2189	121300	O5R50.2189DE132	2LP069.-0HF.0-3CH0	2KJ3510-9HF22-.FT1	-Z H1J+H07+P01
	0.47	1.09	60650	2056	155400	O5R55.2056DE132	2LP069.-0HG.0-0CH0	2KJ3511-9HF22-.FR1	-Z H1J+H08+P01
	0.47	1.35	60650	2056	216200	O5R60.2056DE132	2LP069.-0HH.0-1CH0	2KJ3511-9HF22-.FR1	-Z H1J+H08+P01
	0.52	0.84	54900	1861	121300	O5R50.1861DE132	2LP069.-0HF.0-2CH0	2KJ3510-9HF22-.FS1	-Z H1J+H07+P01
	0.54	1.26	52801	1790	155400	O5R55.1790DE132	2LP069.-0HG.0-8BH0	2KJ3511-9HF22-.FQ1	-Z H1J+H08+P01
	0.54	1.55	52801	1790	216200	O5R60.1790DE132	2LP069.-0HH.0-0CH0	2KJ3511-9HF22-.FQ1	-Z H1J+H08+P01
	0.55	0.88	51923	1760	121300	O5R50.1760DE132	2LP069.-0HF.0-1CH0	2KJ3510-9HF22-.FR1	-Z H1J+H07+P01
	0.63	1.47	45135	1530	155400	O5R55.1530DE132	2LP069.-0HG.0-7BH0	2KJ3511-9HF22-.FP1	-Z H1J+H08+P01
	0.63	1.81	45135	1530	216200	O5R60.1530DE132	2LP069.-0HH.0-8BH0	2KJ3511-9HF22-.FP1	-Z H1J+H08+P01
	0.66	0.82	43566	1477	107700	O5R45.1477DE132	2LP069.-0HE.0-0CH0	2KJ3510-9HF22-.FQ1	-Z H1J+H07+P01
	0.66	1.05	43566	1477	121300	O5R50.1477DE132	2LP069.-0HF.0-0CH0	2KJ3510-9HF22-.FQ1	-Z H1J+H07+P01
	0.70	0.87	41003	1390	107700	O5R45.1390DE132	2LP069.-0HE.0-8BH0	2KJ3510-9HF22-.FP1	-Z H1J+H07+P01
	0.70	1.12	41003	1390	121300	O5R50.1390DE132	2LP069.-0HF.0-8BH0	2KJ3510-9HF22-.FP1	-Z H1J+H07+P01
	0.74	1.72	38635	1310	155400	O5R55.1310DE132	2LP069.-0HG.0-6BH0	2KJ3511-9HF22-.FN1	-Z H1J+H08+P01
	0.74	2.11	38635	1310	216200	O5R60.1310DE132	2LP069.-0HH.0-7BH0	2KJ3511-9HF22-.FN1	-Z H1J+H08+P01
	0.76	0.95	37619	1275	107700	O5R45.1275DE132	2LP069.-0HE.0-7BH0	2KJ3510-9HF22-.FN1	-Z H1J+H07+P01
	0.76	1.22	37619	1275	121300	O5R50.1275DE132	2LP069.-0HF.0-7BH0	2KJ3510-9HF22-.FN1	-Z H1J+H07+P01
	0.80	0.71	35942	1218	80800	O5R40.1218DE132	2LP069.-0HD.0-1CH0	2KJ3508-9HF22-.FN1	-Z H1J+H06+P01
	0.85	0.75	33828	1147	80800	O5R40.1147DE132	2LP069.-0HD.0-0CH0	2KJ3508-9HF22-.FM1	-Z H1J+H06+P01
	0.87	1.09	32861	1114	107700	O5R45.1114DE132	2LP069.-0HE.0-6BH0	2KJ3510-9HF22-.FM1	-Z H1J+H07+P01
	0.87	1.40	32861	1114	121300	O5R50.1114DE132	2LP069.-0HF.0-6BH0	2KJ3510-9HF22-.FM1	-Z H1J+H07+P01
	0.87	2.01	33013	1119	155400	O5R55.1119DE132	2LP069.-0HG.0-5BH0	2KJ3511-9HF22-.FM1	-Z H1J+H08+P01
	0.87	2.47	33013	1119	216200	O5R60.1119DE132	2LP069.-0HH.0-6BH0	2KJ3511-9HF22-.FM1	-Z H1J+H08+P01
	0.90	0.80	31948	1083	80800	O5R40.1083DE132	2LP069.-0HD.0-8BH0	2KJ3508-9HF22-.FL1	-Z H1J+H06+P01
	0.93	0.83	30718	1041	80800	O5R40.1041DE132	2LP069.-0HD.0-7BH0	2KJ3510-9HF22-.FS1	-Z H1J+H07+P01
	0.97	1.21	29421	997	107700	O5R45.997DE132	2LP069.-0HE.0-5BH0	2KJ3510-9HF22-.FL1	-Z H1J+H07+P01
	0.97	1.56	29421	997	121300	O5R50.997DE132	2LP069.-0HF.0-5BH0	2KJ3510-9HF22-.FL1	-Z H1J+H07+P01
0.97	2.25	29479	999	155400	O5R55.999DE132	2LP069.-0HG.0-4BH0	2KJ3511-9HF22-.FL1	-Z H1J+H08+P01	
0.97	2.77	29479	999	216200	O5R60.999DE132	2LP069.-0HH.0-5BH0	2KJ3511-9HF22-.FL1	-Z H1J+H08+P01	
0.98	0.88	29052	985	80800	O5R40.985DE132	2LP069.-0HD.0-6BH0	2KJ3510-9HF22-.FR1	-Z H1J+H07+P01	
1.1	0.75	27185	922	76000	O5R37.922DE132	2LP069.-0HC.0-5BH0	2KJ3508-9HF22-.FK1	-Z H1J+H06+P01	
1.1	1.39	25725	872	107700	O5R45.872DE132	2LP069.-0HE.0-4BH0	2KJ3510-9HF22-.FK1	-Z H1J+H07+P01	
1.1	1.79	25725	872	121300	O5R50.872DE132	2LP069.-0HF.0-4BH0	2KJ3510-9HF22-.FK1	-Z H1J+H07+P01	
1.1	2.55	26055	883	155400	O5R55.883DE132	2LP069.-0HG.0-2BH0	2KJ3511-9HF22-.FK1	-Z H1J+H08+P01	
1.2	0.88	23288	789	76000	O5R37.789DE132	2LP069.-0HC.0-4BH0	2KJ3508-9HF22-.FJ1	-Z H1J+H06+P01	
1.2	1.05	24376	826	80800	O5R40.826DE132	2LP069.-0HD.0-5BH0	2KJ3510-9HF22-.FQ1	-Z H1J+H07+P01	
1.3	0.71	21598	732	69400	O5R35.732DE132	2LP069.-0HB.0-4BH0	2KJ3505-9HF22-.FK1	-Z H1J+H05+P01	
1.3	1.11	22942	778	80800	O5R40.778DE132	2LP069.-0HD.0-4BH0	2KJ3510-9HF22-.FP1	-Z H1J+H07+P01	
1.3	1.62	22080	748	107700	O5R45.748DE132	2LP069.-0HE.0-3BH0	2KJ3510-9HF22-.FJ1	-Z H1J+H07+P01	
1.3	2.08	22080	748	121300	O5R50.748DE132	2LP069.-0HF.0-3BH0	2KJ3510-9HF22-.FJ1	-Z H1J+H07+P01	
1.3	2.90	22865	775	155400	O5R55.775DE132	2LP069.-0HG.0-3BH0	2KJ3511-9HF22-.FJ1	-Z H1J+H08+P01	
1.4	1.00	20476	694	76000	O5R37.694DE132	2LP069.-0HC.0-3BH0	2KJ3508-9HF22-.FH1	-Z H1J+H06+P01	
1.4	1.21	21049	714	80800	O5R40.714DE132	2LP069.-0HD.0-3BH0	2KJ3510-9HF22-.FN1	-Z H1J+H07+P01	
1.5	1.83	19517	662	107700	O5R45.662DE132	2LP069.-0HE.0-2BH0	2KJ3510-9HF22-.FH1	-Z H1J+H07+P01	
1.5	2.35	19517	662	121300	O5R50.662DE132	2LP069.-0HF.0-2BH0	2KJ3510-9HF22-.FH1	-Z H1J+H07+P01	

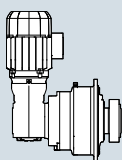
<sup>1)</sup> The specified values refer to continuous stresses. For infrequent, brief stresses please refer to Table 1 on page 4/2.



## Selection and ordering data (continued)

$P_N$ kW	$n_2$ rpm	$f_B$ -	$T_2$ Nm	$i_{total}$ -	$F_{R2,perm}^{1)}$ N	Short product description	FLENDER SIP planetary gear unit	SIMOGEAR geared motor	Order codes
							Article No.	Article No.	
3.0	1.6	0.83	18387	623	69400	O5R35.623DE132	2LP069.-0HB.0-3BH0	2KJ3505-9HF22-.FJ1	-Z H1J+H05+P01
	1.6	1.39	18386	623	80800	O5R40.623DE132	2LP069.-0HD.0-2BH0	2KJ3510-9HF22-.FM1	-Z H1J+H07+P01
	1.7	1.18	17275	586	76000	O5R37.586DE132	2LP069.-0HC.0-2BH0	2KJ3508-9HF22-.FG1	-Z H1J+H06+P01
	1.7	1.24	16462	558	76000	O5R37.558DE132	2LP069.-0HC.0-1BH0	2KJ3510-9HF22-.FL1	-Z H1J+H07+P01
	1.7	1.55	16462	558	80800	O5R40.558DE132	2LP069.-0HD.0-1BH0	2KJ3510-9HF22-.FL1	-Z H1J+H07+P01
	1.7	2.15	16596	563	107700	O5R45.563DE132	2LP069.-0HE.0-1BH0	2KJ3510-9HF22-.FG1	-Z H1J+H07+P01
	1.7	2.77	16596	563	121300	O5R50.563DE132	2LP069.-0HF.0-1BH0	2KJ3510-9HF22-.FG1	-Z H1J+H07+P01
	1.8	0.97	15761	534	69400	O5R35.534DE132	2LP069.-0HB.0-2BH0	2KJ3505-9HF22-.FH1	-Z H1J+H05+P01
	2.0	1.42	14394	488	76000	O5R37.488DE132	2LP069.-0HC.0-0BH0	2KJ3510-9HF22-.FK1	-Z H1J+H07+P01
	2.0	1.77	14394	488	80800	O5R40.488DE132	2LP069.-0HD.0-0BH0	2KJ3510-9HF22-.FK1	-Z H1J+H07+P01
	2.0	2.51	14225	482	107700	O5R45.482DE132	2LP069.-0HE.0-0BH0	2KJ3510-9HF22-.FF1	-Z H1J+H07+P01
	2.1	0.75	13572	460	45500	O5R30.460DE132	2LP069.-0HA.0-1BH0	2KJ3505-9HF22-.FG1	-Z H1J+H05+P01
	2.1	1.13	13572	460	69400	O5R35.460DE132	2LP069.-0HB.0-1BH0	2KJ3505-9HF22-.FG1	-Z H1J+H05+P01
	2.1	2.57	13891	471	107700	O5R45.471DE132	2LP069.-0HE.0-8AH0	2KJ3510-9HF22-.FE1	-Z H1J+H07+P01
	2.2	0.79	12886	437	45500	O5R30.437DE132	2LP069.-0HA.0-0AH0	2KJ3505-9HF22-.FF1	-Z H1J+H05+P01
	2.2	1.17	13030	442	69400	O5R35.442DE132	2LP069.-0HB.0-0BH0	2KJ3508-9HF22-.FJ1	-Z H1J+H06+P01
	2.3	1.24	12355	419	69400	O5R35.419DE132	2LP069.-0HB.0-8AH0	2KJ3510-9HF22-.HJ1	-Z H1J+P01
	2.3	1.65	12355	419	76000	O5R37.419DE132	2LP069.-0HC.0-8AH0	2KJ3510-9HF22-.FJ1	-Z H1J+H07+P01
	2.3	2.06	12355	419	80800	O5R40.419DE132	2LP069.-0HD.0-8AH0	2KJ3510-9HF22-.FJ1	-Z H1J+H07+P01
	2.4	0.84	12128	411	45500	O5R30.411DE132	2LP069.-0HA.0-8AH0	2KJ3505-9HF22-.FE1	-Z H1J+H05+P01
	2.4	3.00	11924	404	107700	O5R45.404DE132	2LP069.-0HE.0-7AH0	2KJ3510-9HF22-.FD1	-Z H1J+H07+P01
	2.6	0.94	10867	368	45500	O5R30.368DE132	2LP069.-0HA.0-7AH0	2KJ3505-9HF22-.FD1	-Z H1J+H05+P01
	2.6	1.40	10921	370	69400	O5R35.370DE132	2LP069.-0HB.0-7AH0	2KJ3510-9HF22-.HH1	-Z H1J+P01
	2.6	1.87	10921	370	76000	O5R37.370DE132	2LP069.-0HC.0-7AH0	2KJ3510-9HF22-.FH1	-Z H1J+H07+P01
	2.6	2.34	10921	370	80300	O5R40.370DE132	2LP069.-0HD.0-7AH0	2KJ3510-9HF22-.FH1	-Z H1J+H07+P01
	3.1	1.10	9251	314	45500	O5R30.314DE132	2LP069.-0HA.0-6AH0	2KJ3505-9HF22-.FC1	-Z H1J+H05+P01
	3.1	1.65	9286	315	68100	O5R35.315DE132	2LP069.-0HB.0-6AH0	2KJ3510-9HF22-.HG1	-Z H1J+P01
	3.1	2.20	9286	315	74200	O5R37.315DE132	2LP069.-0HC.0-6AH0	2KJ3510-9HF22-.FG1	-Z H1J+H07+P01
	3.1	2.75	9286	315	76500	O5R40.315DE132	2LP069.-0HD.0-6AH0	2KJ3510-9HF22-.FG1	-Z H1J+H07+P01
	3.6	1.29	7930	269	44500	O5R30.269DE132	2LP069.-0HA.0-5AH0	2KJ3505-9HF22-.FB1	-Z H1J+H05+P01
	3.6	1.92	7959	270	65000	O5R35.270DE132	2LP069.-0HB.0-5AH0	2KJ3510-9HF22-.HF1	-Z H1J+P01
	3.6	2.56	7959	270	70900	O5R37.270DE132	2LP069.-0HC.0-5AH0	2KJ3510-9HF22-.FF1	-Z H1J+H07+P01
	3.7	1.97	7772	263	64500	O5R35.263DE132	2LP069.-0HB.0-4AH0	2KJ3510-9HF22-.HE1	-Z H1J+P01
3.7	2.63	7772	263	70400	O5R37.263DE132	2LP069.-0HC.0-4AH0	2KJ3510-9HF22-.FE1	-Z H1J+H07+P01	
4.2	1.49	6828	231	42600	O5R30.231DE132	2LP069.-0HA.0-4AH0	2KJ3505-9HF22-.FA1	-Z H1J+H05+P01	
4.3	1.53	6660	226	42200	O5R30.226DE132	2LP069.-0HA.0-3AH0	2KJ3508-9HF22-.FJ1	-Z H1J+H06+P01	
4.3	2.29	6671	226	61600	O5R35.226DE132	2LP069.-0HB.0-3AH0	2KJ3510-9HF22-.HD1	-Z H1J+P01	
4.9	1.73	5897	200	40700	O5R30.200DE132	2LP069.-0HA.0-2AH0	2KJ3510-9HF22-.HC1	-Z H1J+P01	
4.9	2.60	5897	200	59400	O5R35.200DE132	2LP069.-0HB.0-2AH0	2KJ3510-9HF22-.HC1	-Z H1J+P01	
5.7	2.03	5014	170	38800	O5R30.170DE132	2LP069.-0HA.0-1AH0	2KJ3510-9HF22-.HB1	-Z H1J+P01	
6.7	2.37	4298	146	37000	O5R30.146DE132	2LP069.-0HA.0-0AH0	2KJ3510-9HF22-.HA1	-Z H1J+P01	
4.0	0.33	0.70	116960	2969	216200	O5R60.2969DE132	2LP069.-0HH.0-4CH0	2KJ3511-9HH22-.FU1	-Z H1J+H08+P01
	0.37	0.78	104439	2651	216200	O5R60.2651DE132	2LP069.-0HH.0-3CH0	2KJ3511-9HH22-.FT1	-Z H1J+H08+P01
	0.41	0.72	92307	2343	155400	O5R55.2343DE132	2LP069.-0HG.0-1CH0	2KJ3511-9HH22-.FS1	-Z H1J+H08+P01
	0.41	0.88	92307	2343	216200	O5R60.2343DE132	2LP069.-0HH.0-2CH0	2KJ3511-9HH22-.FS1	-Z H1J+H08+P01
	0.47	0.82	81004	2056	155400	O5R55.2056DE132	2LP069.-0HG.0-0CH0	2KJ3511-9HH22-.FR1	-Z H1J+H08+P01
	0.47	1.01	81004	2056	216200	O5R60.2056DE132	2LP069.-0HH.0-1CH0	2KJ3511-9HH22-.FR1	-Z H1J+H08+P01
	0.54	0.94	70520	1790	155400	O5R55.1790DE132	2LP069.-0HG.0-8BH0	2KJ3511-9HH22-.FQ1	-Z H1J+H08+P01

<sup>1)</sup> The specified values refer to continuous stresses. For infrequent, brief stresses please refer to Table 1 on page 4/2.



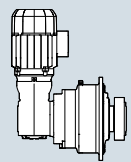
## Planetary geared motors, right-angled

### 6-pole geared motors

#### Selection and ordering data (continued)

$P_N$ kW	$n_2$ rpm	$f_B$ -	$T_2$ Nm	$i_{total}$ -	$F_{R2,perm}^{1)}$ N	Short product description	FLENDER SIP	SIMOGEAR	Order codes
							planetary gear unit	geared motor	
							Article No.	Article No.	
4.0	0.54	1.16	70520	1790	216200	O5R60.1790DE132	2LP069.-0HH.0-0CHO	2KJ3511-9HH22-.FQ1	-Z H1J+H08+P01
	0.63	1.10	60282	1530	155400	O5R55.1530DE132	2LP069.-0HG.0-7BH0	2KJ3511-9HH22-.FP1	-Z H1J+H08+P01
	0.63	1.35	60282	1530	216200	O5R60.1530DE132	2LP069.-0HH.0-8BH0	2KJ3511-9HH22-.FP1	-Z H1J+H08+P01
	0.66	0.79	58186	1477	121300	O5R50.1477DE132	2LP069.-0HF.0-0CHO	2KJ3510-9HH22-.FQ1	-Z H1J+H07+P01
	0.70	0.84	54763	1390	121300	O5R50.1390DE132	2LP069.-0HF.0-8BH0	2KJ3510-9HH22-.FP1	-Z H1J+H07+P01
	0.74	1.29	51600	1310	155400	O5R55.1310DE132	2LP069.-0HG.0-6BH0	2KJ3511-9HH22-.FN1	-Z H1J+H08+P01
	0.74	1.58	51600	1310	216200	O5R60.1310DE132	2LP069.-0HH.0-7BH0	2KJ3511-9HH22-.FN1	-Z H1J+H08+P01
	0.76	0.71	50243	1275	107700	O5R45.1275DE132	2LP069.-0HE.0-7BH0	2KJ3510-9HH22-.FN1	-Z H1J+H07+P01
	0.76	0.91	50243	1275	121300	O5R50.1275DE132	2LP069.-0HF.0-7BH0	2KJ3510-9HH22-.FN1	-Z H1J+H07+P01
	0.87	0.81	43889	1114	107700	O5R45.1114DE132	2LP069.-0HE.0-6BH0	2KJ3510-9HH22-.FM1	-Z H1J+H07+P01
	0.87	1.05	43889	1114	121300	O5R50.1114DE132	2LP069.-0HF.0-6BH0	2KJ3510-9HH22-.FM1	-Z H1J+H07+P01
	0.87	1.50	44093	1119	155400	O5R55.1119DE132	2LP069.-0HG.0-5BH0	2KJ3511-9HH22-.FM1	-Z H1J+H08+P01
	0.87	1.85	44093	1119	216200	O5R60.1119DE132	2LP069.-0HH.0-6BH0	2KJ3511-9HH22-.FM1	-Z H1J+H08+P01
	0.97	0.91	39294	997	107700	O5R45.997DE132	2LP069.-0HE.0-5BH0	2KJ3510-9HH22-.FL1	-Z H1J+H07+P01
	0.97	1.17	39294	997	121300	O5R50.997DE132	2LP069.-0HF.0-5BH0	2KJ3510-9HH22-.FL1	-Z H1J+H07+P01
	0.97	1.68	39372	999	155400	O5R55.999DE132	2LP069.-0HG.0-4BH0	2KJ3511-9HH22-.FL1	-Z H1J+H08+P01
	0.97	2.07	39372	999	216200	O5R60.999DE132	2LP069.-0HH.0-5BH0	2KJ3511-9HH22-.FL1	-Z H1J+H08+P01
	1.1	1.04	34358	872	107700	O5R45.872DE132	2LP069.-0HE.0-4BH0	2KJ3510-9HH22-.FK1	-Z H1J+H07+P01
	1.1	1.34	34358	872	121300	O5R50.872DE132	2LP069.-0HF.0-4BH0	2KJ3510-9HH22-.FK1	-Z H1J+H07+P01
	1.1	1.91	34798	883	155400	O5R55.883DE132	2LP069.-0HG.0-2BH0	2KJ3511-9HH22-.FK1	-Z H1J+H08+P01
	1.1	2.35	34798	883	216200	O5R60.883DE132	2LP069.-0HH.0-4BH0	2KJ3511-9HH22-.FK1	-Z H1J+H08+P01
	1.2	0.78	32557	826	80800	O5R40.826DE132	2LP069.-0HD.0-5BH0	2KJ3510-9HH22-.FQ1	-Z H1J+H07+P01
	1.3	0.83	30641	778	80800	O5R40.778DE132	2LP069.-0HD.0-4BH0	2KJ3510-9HH22-.FP1	-Z H1J+H07+P01
	1.3	1.21	29491	748	107700	O5R45.748DE132	2LP069.-0HE.0-3BH0	2KJ3510-9HH22-.FJ1	-Z H1J+H07+P01
	1.3	1.56	29491	748	121300	O5R50.748DE132	2LP069.-0HF.0-3BH0	2KJ3510-9HH22-.FJ1	-Z H1J+H07+P01
	1.3	2.17	30538	775	155400	O5R55.775DE132	2LP069.-0HG.0-3BH0	2KJ3511-9HH22-.FJ1	-Z H1J+H08+P01
	1.3	2.67	30538	775	216200	O5R60.775DE132	2LP069.-0HH.0-3BH0	2KJ3511-9HH22-.FJ1	-Z H1J+H08+P01
	1.4	0.75	27348	694	76000	O5R37.694DE132	2LP069.-0HC.0-3BH0	2KJ3508-9HH22-.FH1	-Z H1J+H06+P01
	1.4	0.91	28112	714	80800	O5R40.714DE132	2LP069.-0HD.0-3BH0	2KJ3510-9HH22-.FN1	-Z H1J+H07+P01
	1.4	2.49	26585	675	155400	O5R55.675DE132	2LP069.-0HG.0-2BH0	2KJ3511-9HH22-.FH1	-Z H1J+H08+P01
1.5	1.37	26067	662	107700	O5R45.662DE132	2LP069.-0HE.0-2BH0	2KJ3510-9HH22-.FH1	-Z H1J+H07+P01	
1.5	1.76	26067	662	121300	O5R50.662DE132	2LP069.-0HF.0-2BH0	2KJ3510-9HH22-.FH1	-Z H1J+H07+P01	
1.6	1.04	24557	623	80800	O5R40.623DE132	2LP069.-0HD.0-2BH0	2KJ3510-9HH22-.FM1	-Z H1J+H07+P01	
1.7	0.88	23072	586	76000	O5R37.586DE132	2LP069.-0HC.0-2BH0	2KJ3508-9HH22-.FG1	-Z H1J+H06+P01	
1.7	0.93	21986	558	76000	O5R37.558DE132	2LP069.-0HC.0-1BH0	2KJ3510-9HH22-.FL1	-Z H1J+H07+P01	
1.7	1.16	21986	558	80800	O5R40.558DE132	2LP069.-0HD.0-1BH0	2KJ3510-9HH22-.FL1	-Z H1J+H07+P01	
1.7	1.61	22166	563	107700	O5R45.563DE132	2LP069.-0HE.0-1BH0	2KJ3510-9HH22-.FG1	-Z H1J+H07+P01	
1.7	2.07	22166	563	121300	O5R50.563DE132	2LP069.-0HF.0-1BH0	2KJ3510-9HH22-.FG1	-Z H1J+H07+P01	
1.7	2.92	22726	577	155400	O5R55.577DE132	2LP069.-0HG.0-1BH0	2KJ3511-9HH22-.FG1	-Z H1J+H08+P01	
1.8	0.73	21050	534	69400	O5R35.534DE132	2LP069.-0HB.0-2BH0	2KJ3505-9HH22-.FH1	-Z H1J+H05+P01	
2.0	1.06	19224	488	76000	O5R37.488DE132	2LP069.-0HC.0-0BH0	2KJ3510-9HH22-.FK1	-Z H1J+H07+P01	
2.0	1.33	19224	488	80800	O5R40.488DE132	2LP069.-0HD.0-0BH0	2KJ3510-9HH22-.FK1	-Z H1J+H07+P01	
2.0	1.88	18999	482	107700	O5R45.482DE132	2LP069.-0HE.0-0BH0	2KJ3510-9HH22-.FF1	-Z H1J+H07+P01	
2.0	2.42	18999	482	121300	O5R50.482DE132	2LP069.-0HF.0-0BH0	2KJ3510-9HH22-.FF1	-Z H1J+H07+P01	
2.1	0.84	18126	460	69400	O5R35.460DE132	2LP069.-0HB.0-1BH0	2KJ3505-9HH22-.FG1	-Z H1J+H05+P01	
2.1	1.92	18553	471	107700	O5R45.471DE132	2LP069.-0HE.0-8AH0	2KJ3510-9HH22-.FE1	-Z H1J+H07+P01	
2.1	2.47	18553	471	121300	O5R50.471DE132	2LP069.-0HF.0-8AH0	2KJ3510-9HH22-.FE1	-Z H1J+H07+P01	
2.2	0.88	17403	442	69400	O5R35.442DE132	2LP069.-0HB.0-0BH0	2KJ3508-9HH22-.FJ1	-Z H1J+H06+P01	

<sup>1)</sup> The specified values refer to continuous stresses. For infrequent, brief stresses please refer to Table 1 on page 4/2.

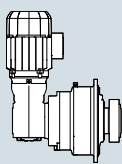


## Selection and ordering data (continued)

$P_N$ kW	$n_2$ rpm	$f_B$ -	$T_2$ Nm	$i_{total}$ -	$F_{R2,perm}^{1)}$ N	Short product description	FLENDER SIP planetary gear unit	SIMOGEAR geared motor	Order codes
							Article No.	Article No.	
4.0	2.2	2.69	17087	434	121300	O5R50.434DE132	2LP069.-0HF.0-7AH0	2KJ3511-9HH22-.FJ1	-Z H1J+H08+P01
	2.3	0.93	16501	419	69400	O5R35.419DE132	2LP069.-0HB.0-8AH0	2KJ3510-9HH22-.HJ1	-Z H1J+P01
	2.3	1.24	16501	419	76000	O5R37.419DE132	2LP069.-0HC.0-8AH0	2KJ3510-9HH22-.FJ1	-Z H1J+H07+P01
	2.3	1.55	16501	419	80800	O5R40.419DE132	2LP069.-0HD.0-8AH0	2KJ3510-9HH22-.FJ1	-Z H1J+H07+P01
	2.4	2.24	15925	404	107700	O5R45.404DE132	2LP069.-0HE.0-7AH0	2KJ3510-9HH22-.FD1	-Z H1J+H07+P01
	2.6	0.70	14513	368	45500	O5R30.368DE132	2LP069.-0HA.0-7AH0	2KJ3505-9HH22-.FD1	-Z H1J+H05+P01
	2.6	1.05	14585	370	69400	O5R35.370DE132	2LP069.-0HB.0-7AH0	2KJ3510-9HH22-.HH1	-Z H1J+P01
	2.6	1.40	14585	370	76000	O5R37.370DE132	2LP069.-0HC.0-7AH0	2KJ3510-9HH22-.FH1	-Z H1J+H07+P01
	2.6	1.75	14585	370	80300	O5R40.370DE132	2LP069.-0HD.0-7AH0	2KJ3510-9HH22-.FH1	-Z H1J+H07+P01
	2.7	2.54	14076	357	107700	O5R45.357DE132	2LP069.-0HE.0-6AH0	2KJ3510-9HH22-.FC1	-Z H1J+H07+P01
	3.1	0.83	12356	314	45500	O5R30.314DE132	2LP069.-0HA.0-6AH0	2KJ3505-9HH22-.FC1	-Z H1J+H05+P01
	3.1	1.23	12402	315	68100	O5R35.315DE132	2LP069.-0HB.0-6AH0	2KJ3510-9HH22-.HG1	-Z H1J+P01
	3.1	1.65	12402	315	74200	O5R37.315DE132	2LP069.-0HC.0-6AH0	2KJ3510-9HH22-.FG1	-Z H1J+H07+P01
	3.1	2.06	12402	315	76500	O5R40.315DE132	2LP069.-0HD.0-6AH0	2KJ3510-9HH22-.FG1	-Z H1J+H07+P01
	3.2	2.98	11970	304	104200	O5R45.304DE132	2LP069.-0HE.0-5AH0	2KJ3510-9HH22-.FB1	-Z H1J+H07+P01
	3.6	0.96	10591	269	44500	O5R30.269DE132	2LP069.-0HA.0-5AH0	2KJ3505-9HH22-.FB1	-Z H1J+H05+P01
	3.6	1.44	10631	270	65000	O5R35.270DE132	2LP069.-0HB.0-5AH0	2KJ3510-9HH22-.HF1	-Z H1J+P01
	3.6	1.92	10631	270	70900	O5R37.270DE132	2LP069.-0HC.0-5AH0	2KJ3510-9HH22-.FF1	-Z H1J+H07+P01
	3.6	2.40	10631	270	73000	O5R40.270DE132	2LP069.-0HD.0-5AH0	2KJ3510-9HH22-.FF1	-Z H1J+H07+P01
	3.7	1.47	10381	263	64500	O5R35.263DE132	2LP069.-0HB.0-4AH0	2KJ3510-9HH22-.HE1	-Z H1J+P01
	3.7	1.97	10381	263	70400	O5R37.263DE132	2LP069.-0HC.0-4AH0	2KJ3510-9HH22-.FE1	-Z H1J+H07+P01
	3.7	2.47	10324	262	72400	O5R40.262DE132	2LP069.-0HD.0-4AH0	2KJ3511-9HH22-.HE1	-Z H1J+P01
	4.2	1.12	9120	231	42600	O5R30.231DE132	2LP069.-0HA.0-4AH0	2KJ3505-9HH22-.FA1	-Z H1J+H05+P01
	4.2	2.82	9060	230	69600	O5R40.230DE132	2LP069.-0HD.0-3AH0	2KJ3511-9HH22-.HD1	-Z H1J+P01
	4.3	1.15	8895	226	42200	O5R30.226DE132	2LP069.-0HA.0-3AH0	2KJ3508-9HH22-.FJ1	-Z H1J+H06+P01
	4.3	1.72	8910	226	61600	O5R35.226DE132	2LP069.-0HB.0-3AH0	2KJ3510-9HH22-.HD1	-Z H1J+P01
	4.3	2.29	8910	226	67200	O5R37.226DE132	2LP069.-0HC.0-3AH0	2KJ3510-9HH22-.FD1	-Z H1J+H07+P01
	4.9	1.30	7876	200	40700	O5R30.200DE132	2LP069.-0HA.0-2AH0	2KJ3510-9HH22-.HC1	-Z H1J+P01
	4.9	1.94	7876	200	59400	O5R35.200DE132	2LP069.-0HB.0-2AH0	2KJ3510-9HH22-.HC1	-Z H1J+P01
	4.9	2.59	7876	200	64800	O5R37.200DE132	2LP069.-0HC.0-2AH0	2KJ3510-9HH22-.FC1	-Z H1J+H07+P01
	5.7	1.52	6697	170	38800	O5R30.170DE132	2LP069.-0HA.0-1AH0	2KJ3510-9HH22-.HB1	-Z H1J+P01
	5.7	2.29	6697	170	56600	O5R35.170DE132	2LP069.-0HB.0-1AH0	2KJ3510-9HH22-.HB1	-Z H1J+P01
6.7	1.78	5741	146	37000	O5R30.146DE132	2LP069.-0HA.0-0AH0	2KJ3510-9HH22-.HA1	-Z H1J+P01	
6.7	2.67	5741	146	54000	O5R35.146DE132	2LP069.-0HB.0-0AH0	2KJ3510-9HH22-.HA1	-Z H1J+P01	
5.5	0.47	0.74	111021	2056	216200	O5R60.2056DE132	2LP069.-0HH.0-1CH0	2KJ3511-9HL22-.FR1	-Z H1J+H08+P01
	0.54	0.84	96652	1790	216200	O5R60.1790DE132	2LP069.-0HH.0-0CH0	2KJ3511-9HL22-.FQ1	-Z H1J+H08+P01
	0.63	0.80	82620	1530	155400	O5R55.1530DE132	2LP069.-0HG.0-7BH0	2KJ3511-9HL22-.FP1	-Z H1J+H08+P01
	0.63	0.99	82620	1530	216200	O5R60.1530DE132	2LP069.-0HH.0-8BH0	2KJ3511-9HL22-.FP1	-Z H1J+H08+P01
	0.74	0.94	70721	1310	155400	O5R55.1310DE132	2LP069.-0HG.0-6BH0	2KJ3511-9HL22-.FN1	-Z H1J+H08+P01
	0.74	1.15	70721	1310	216200	O5R60.1310DE132	2LP069.-0HH.0-7BH0	2KJ3511-9HL22-.FN1	-Z H1J+H08+P01
	0.87	0.76	60152	1114	121300	O5R50.1114DE132	2LP069.-0HF.0-6BH0	2KJ3510-9HL22-.FM1	-Z H1J+H07+P01
	0.87	1.10	60431	1119	155400	O5R55.1119DE132	2LP069.-0HG.0-5BH0	2KJ3511-9HL22-.FM1	-Z H1J+H08+P01
	0.87	1.35	60431	1119	216200	O5R60.1119DE132	2LP069.-0HH.0-6BH0	2KJ3511-9HL22-.FM1	-Z H1J+H08+P01
	0.97	0.85	53855	997	121300	O5R50.997DE132	2LP069.-0HF.0-5BH0	2KJ3510-9HL22-.FL1	-Z H1J+H07+P01
	0.97	1.23	53962	999	155400	O5R55.999DE132	2LP069.-0HG.0-4BH0	2KJ3511-9HL22-.FL1	-Z H1J+H08+P01
	0.97	1.51	53962	999	216200	O5R60.999DE132	2LP069.-0HH.0-5BH0	2KJ3511-9HL22-.FL1	-Z H1J+H08+P01
1.1	1.39	47693	883	155400	O5R55.883DE132	2LP069.-0HG.0-2BH0	2KJ3511-9HL22-.FK1	-Z H1J+H08+P01	
1.1	1.71	47693	883	216200	O5R60.883DE132	2LP069.-0HH.0-4BH0	2KJ3511-9HL22-.FK1	-Z H1J+H08+P01	

<sup>1)</sup> The specified values refer to continuous stresses. For infrequent, brief stresses please refer to Table 1 on page 4/2.





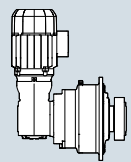
## Planetary geared motors, right-angled

### 6-pole geared motors

#### Selection and ordering data (continued)

$P_N$	$n_2$	$f_B$	$T_2$	$i_{total}$	$F_{R2,perm}^{1)}$	Short product description	FLENDER SIP planetary gear unit	SIMOGEAR geared motor	Order codes
kW	rpm	-	Nm	-	N		Article No.	Article No.	
5.5	1.1	0.76	47089	872	107700	O5R45.872DE132	2LP069.-0HE.0-4BH0	2KJ3510-9HL22-.FK1	-Z H1J+H07+P01
	1.1	0.98	47089	872	121300	O5R50.872DE132	2LP069.-0HF.0-4BH0	2KJ3510-9HL22-.FK1	-Z H1J+H07+P01
	1.3	1.58	41854	775	155400	O5R55.775DE132	2LP069.-0HG.0-3BH0	2KJ3511-9HL22-.FJ1	-Z H1J+H08+P01
	1.3	1.95	41854	775	216200	O5R60.775DE132	2LP069.-0HH.0-3BH0	2KJ3511-9HL22-.FJ1	-Z H1J+H08+P01
	1.3	0.88	40418	748	107700	O5R45.748DE132	2LP069.-0HE.0-3BH0	2KJ3510-9HL22-.FJ1	-Z H1J+H07+P01
	1.3	1.14	40418	748	121300	O5R50.748DE132	2LP069.-0HF.0-3BH0	2KJ3510-9HL22-.FJ1	-Z H1J+H07+P01
	1.4	1.82	36437	675	155400	O5R55.675DE132	2LP069.-0HG.0-2BH0	2KJ3511-9HL22-.FH1	-Z H1J+H08+P01
	1.4	2.24	36437	675	216200	O5R60.675DE132	2LP069.-0HH.0-2BH0	2KJ3511-9HL22-.FH1	-Z H1J+H08+P01
	1.5	1.00	35727	662	107700	O5R45.662DE132	2LP069.-0HE.0-2BH0	2KJ3510-9HL22-.FH1	-Z H1J+H07+P01
	1.5	1.29	35727	662	121300	O5R50.662DE132	2LP069.-0HF.0-2BH0	2KJ3510-9HL22-.FH1	-Z H1J+H07+P01
	1.6	0.76	33657	623	80800	O5R40.623DE132	2LP069.-0HD.0-2BH0	2KJ3510-9HL22-.FM1	-Z H1J+H07+P01
	1.7	2.13	31147	577	155400	O5R55.577DE132	2LP069.-0HG.0-1BH0	2KJ3511-9HL22-.FG1	-Z H1J+H08+P01
	1.7	2.62	31147	577	216200	O5R60.577DE132	2LP069.-0HH.0-1BH0	2KJ3511-9HL22-.FG1	-Z H1J+H08+P01
	1.7	1.18	30380	563	107700	O5R45.563DE132	2LP069.-0HE.0-1BH0	2KJ3510-9HL22-.FG1	-Z H1J+H07+P01
	1.7	1.51	30380	563	121300	O5R50.563DE132	2LP069.-0HF.0-1BH0	2KJ3510-9HL22-.FG1	-Z H1J+H07+P01
	1.7	0.85	30134	558	80800	O5R40.558DE132	2LP069.-0HD.0-1BH0	2KJ3510-9HL22-.FL1	-Z H1J+H07+P01
	2.0	2.49	26661	494	155400	O5R55.494DE132	2LP069.-0HG.0-0BH0	2KJ3511-9HL22-.FF1	-Z H1J+H08+P01
	2.0	0.77	26348	488	76000	O5R37.488DE132	2LP069.-0HC.0-0BH0	2KJ3510-9HL22-.FK1	-Z H1J+H07+P01
	2.0	0.97	26348	488	80800	O5R40.488DE132	2LP069.-0HD.0-0BH0	2KJ3510-9HL22-.FK1	-Z H1J+H07+P01
	2.0	1.37	26040	482	107700	O5R45.482DE132	2LP069.-0HE.0-0BH0	2KJ3510-9HL22-.FF1	-Z H1J+H07+P01
	2.0	1.76	26040	482	121300	O5R50.482DE132	2LP069.-0HF.0-0BH0	2KJ3510-9HL22-.FF1	-Z H1J+H07+P01
	2.1	1.40	25428	471	107700	O5R45.471DE132	2LP069.-0HE.0-8AH0	2KJ3510-9HL22-.FE1	-Z H1J+H07+P01
	2.1	1.81	25428	471	121300	O5R50.471DE132	2LP069.-0HF.0-8AH0	2KJ3510-9HL22-.FE1	-Z H1J+H07+P01
	2.1	2.62	25289	468	155400	O5R55.468DE132	2LP069.-0HG.0-8AH0	2KJ3511-9HL22-.FE1	-Z H1J+H08+P01
	2.2	1.96	23418	434	121300	O5R50.434DE132	2LP069.-0HF.0-7AH0	2KJ3511-9HL22-.FJ1	-Z H1J+H08+P01
	2.3	0.90	22615	419	76000	O5R37.419DE132	2LP069.-0HC.0-8AH0	2KJ3510-9HL22-.FJ1	-Z H1J+H07+P01
	2.3	1.13	22615	419	80800	O5R40.419DE132	2LP069.-0HD.0-8AH0	2KJ3510-9HL22-.FJ1	-Z H1J+H07+P01
	2.3	2.96	22411	415	151900	O5R55.415DE132	2LP069.-0HG.0-7AH0	2KJ3512-9HL22-.HH1	-Z H1J+P01
	2.4	1.64	21826	404	107700	O5R45.404DE132	2LP069.-0HE.0-7AH0	2KJ3510-9HL22-.FD1	-Z H1J+H07+P01
	2.6	2.25	20387	378	119300	O5R50.378DE132	2LP069.-0HF.0-6AH0	2KJ3511-9HL22-.FH1	-Z H1J+H08+P01
	2.6	0.77	19990	370	69400	O5R35.370DE132	2LP069.-0HB.0-7AH0	2KJ3510-9HL22-.HH1	-Z H1J+P01
	2.6	1.02	19990	370	76000	O5R37.370DE132	2LP069.-0HC.0-7AH0	2KJ3510-9HL22-.FH1	-Z H1J+H07+P01
	2.6	1.28	19990	370	80300	O5R40.370DE132	2LP069.-0HD.0-7AH0	2KJ3510-9HL22-.FH1	-Z H1J+H07+P01
	2.7	1.85	19293	357	107700	O5R45.357DE132	2LP069.-0HE.0-6AH0	2KJ3510-9HL22-.FC1	-Z H1J+H07+P01
	3.0	2.63	17427	323	113900	O5R50.323DE132	2LP069.-0HF.0-5AH0	2KJ3511-9HL22-.FG1	-Z H1J+H08+P01
	3.1	0.90	16998	315	68100	O5R35.315DE132	2LP069.-0HB.0-6AH0	2KJ3510-9HL22-.HG1	-Z H1J+P01
	3.1	1.20	16998	315	74200	O5R37.315DE132	2LP069.-0HC.0-6AH0	2KJ3510-9HL22-.FG1	-Z H1J+H07+P01
	3.1	1.50	16998	315	76500	O5R40.315DE132	2LP069.-0HD.0-6AH0	2KJ3510-9HL22-.FG1	-Z H1J+H07+P01
	3.2	2.18	16405	304	104200	O5R45.304DE132	2LP069.-0HE.0-5AH0	2KJ3510-9HL22-.FB1	-Z H1J+H07+P01
	3.5	2.39	14918	276	101300	O5R45.276DE132	2LP069.-0HE.0-4AH0	2KJ3511-9HL22-.FF1	-Z H1J+H08+P01
	3.6	1.05	14570	270	65000	O5R35.270DE132	2LP069.-0HB.0-5AH0	2KJ3510-9HL22-.HF1	-Z H1J+P01
	3.6	1.40	14570	270	70900	O5R37.270DE132	2LP069.-0HC.0-5AH0	2KJ3510-9HL22-.FF1	-Z H1J+H07+P01
	3.6	1.75	14570	270	73000	O5R40.270DE132	2LP069.-0HD.0-5AH0	2KJ3510-9HL22-.FF1	-Z H1J+H07+P01
	3.6	0.70	14515	269	44500	O5R30.269DE132	2LP069.-0HA.0-5AH0	2KJ3505-9HL22-.FB1	-Z H1J+H05+P01
	3.7	1.08	14227	263	64500	O5R35.263DE132	2LP069.-0HB.0-4AH0	2KJ3510-9HL22-.HE1	-Z H1J+P01
	3.7	1.43	14227	263	70400	O5R37.263DE132	2LP069.-0HC.0-4AH0	2KJ3510-9HL22-.FE1	-Z H1J+H07+P01
	3.7	1.80	14150	262	72400	O5R40.262DE132	2LP069.-0HD.0-4AH0	2KJ3511-9HL22-.HE1	-Z H1J+P01
	3.7	2.52	14150	262	99700	O5R45.262DE132	2LP069.-0HE.0-3AH0	2KJ3511-9HL22-.FE1	-Z H1J+H08+P01

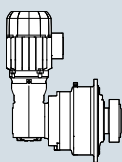
<sup>1)</sup> The specified values refer to continuous stresses. For infrequent, brief stresses please refer to Table 1 on page 4/2.



## Selection and ordering data (continued)

$P_N$ kW	$n_2$ rpm	$f_B$ -	$T_2$ Nm	$i_{total}$ -	$F_{R2,perm}^{1)}$ N	Short product description	FLENDER SIP	SIMOGEAR	Order codes	
							planetary gear unit	geared motor		
							Article No.	Article No.		
5.5	4.2	0.82	12499	231	42600	O5R30.231DE132	2LP069.-0HA.0-4AH0	2KJ3505-9HL22-.FA1	-Z H1J+H05+P01	
	4.2	2.05	12417	230	69600	O5R40.230DE132	2LP069.-0HD.0-3AH0	2KJ3511-9HL22-.HD1	-Z H1J+P01	
	4.2	2.88	12417	230	95900	O5R45.230DE132	2LP069.-0HE.0-2AH0	2KJ3511-9HL22-.FD1	-Z H1J+H08+P01	
	4.3	1.25	12212	226	61600	O5R35.226DE132	2LP069.-0HB.0-3AH0	2KJ3510-9HL22-.HD1	-Z H1J+P01	
	4.3	1.67	12212	226	67200	O5R37.226DE132	2LP069.-0HC.0-3AH0	2KJ3510-9HL22-.FD1	-Z H1J+H07+P01	
	4.3	0.84	12191	226	42200	O5R30.226DE132	2LP069.-0HA.0-3AH0	2KJ3508-9HL22-.FJ1	-Z H1J+H06+P01	
	4.9	0.95	10795	200	40700	O5R30.200DE132	2LP069.-0HA.0-2AH0	2KJ3510-9HL22-.HC1	-Z H1J+P01	
	4.9	1.42	10795	200	59400	O5R35.200DE132	2LP069.-0HB.0-2AH0	2KJ3510-9HL22-.HC1	-Z H1J+P01	
	4.9	1.89	10795	200	64800	O5R37.200DE132	2LP069.-0HC.0-2AH0	2KJ3510-9HL22-.FC1	-Z H1J+H07+P01	
	4.9	2.36	10810	200	66800	O5R40.200DE132	2LP069.-0HD.0-2AH0	2KJ3511-9HL22-.HC1	-Z H1J+P01	
	5.7	2.21	9240	171	61800	O5R37.171DE132	2LP069.-0HC.0-1AH0	2KJ3511-9HL22-.HB1	-Z H1J+P01	
	5.7	2.76	9240	171	63700	O5R40.171DE132	2LP069.-0HD.0-1AH0	2KJ3511-9HL22-.HB1	-Z H1J+P01	
	5.7	1.11	9179	170	38800	O5R30.170DE132	2LP069.-0HA.0-1AH0	2KJ3510-9HL22-.HB1	-Z H1J+P01	
	5.7	1.67	9179	170	56600	O5R35.170DE132	2LP069.-0HB.0-1AH0	2KJ3510-9HL22-.HB1	-Z H1J+P01	
	6.6	2.58	7910	146	59000	O5R37.146DE132	2LP069.-0HC.0-0AH0	2KJ3511-9HL22-.HA1	-Z H1J+P01	
	6.7	1.30	7868	146	37000	O5R30.146DE132	2LP069.-0HA.0-0AH0	2KJ3510-9HL22-.HA1	-Z H1J+P01	
	6.7	1.95	7868	146	54000	O5R35.146DE132	2LP069.-0HB.0-0AH0	2KJ3510-9HL22-.HA1	-Z H1J+P01	
	7.5	0.64	0.73	111843	1530	216200	O5R60.1530DE160	2LP069.-0HH.0-8BJ0	2KJ3511-9JJ23-.FP1	-Z H1J+H08+P01
		0.75	0.85	95735	1310	216200	O5R60.1310DE160	2LP069.-0HH.0-7BJ0	2KJ3511-9JJ23-.FN1	-Z H1J+H08+P01
		0.88	0.81	81806	1119	155400	O5R55.1119DE160	2LP069.-0HG.0-5BJ0	2KJ3511-9JJ23-.FM1	-Z H1J+H08+P01
0.88		1.00	81806	1119	216200	O5R60.1119DE160	2LP069.-0HH.0-6BJ0	2KJ3511-9JJ23-.FM1	-Z H1J+H08+P01	
0.98		0.91	73048	999	155400	O5R55.999DE160	2LP069.-0HG.0-4BJ0	2KJ3511-9JJ23-.FL1	-Z H1J+H08+P01	
0.98		1.12	73048	999	216200	O5R60.999DE160	2LP069.-0HH.0-5BJ0	2KJ3511-9JJ23-.FL1	-Z H1J+H08+P01	
1.1		0.72	63745	872	121300	O5R50.872DE160	2LP069.-0HG.0-4BJ0	2KJ3510-9JJ23-.FK1	-Z H1J+H07+P01	
1.1		1.03	64563	883	155400	O5R55.883DE160	2LP069.-0HG.0-2BJ0	2KJ3511-9JJ23-.FK1	-Z H1J+H08+P01	
1.1		1.27	64563	883	216200	O5R60.883DE160	2LP069.-0HH.0-4BJ0	2KJ3511-9JJ23-.FK1	-Z H1J+H08+P01	
1.3		0.84	54715	748	121300	O5R50.748DE160	2LP069.-0HG.0-3BJ0	2KJ3510-9JJ23-.FJ1	-Z H1J+H07+P01	
1.3		1.17	56658	775	155400	O5R55.775DE160	2LP069.-0HG.0-3BJ0	2KJ3511-9JJ23-.FJ1	-Z H1J+H08+P01	
1.3		1.44	56658	775	216200	O5R60.775DE160	2LP069.-0HH.0-3BJ0	2KJ3511-9JJ23-.FJ1	-Z H1J+H08+P01	
1.5		0.74	48364	662	107700	O5R45.662DE160	2LP069.-0HE.0-2BJ0	2KJ3510-9JJ23-.FH1	-Z H1J+H07+P01	
1.5		0.95	48364	662	121300	O5R50.662DE160	2LP069.-0HG.0-2BJ0	2KJ3510-9JJ23-.FH1	-Z H1J+H07+P01	
1.5		1.35	49324	675	155400	O5R55.675DE160	2LP069.-0HG.0-2BJ0	2KJ3511-9JJ23-.FH1	-Z H1J+H08+P01	
1.5		1.66	49324	675	216200	O5R60.675DE160	2LP069.-0HH.0-2BJ0	2KJ3511-9JJ23-.FH1	-Z H1J+H08+P01	
1.7		0.87	41125	563	107700	O5R45.563DE160	2LP069.-0HE.0-1BJ0	2KJ3510-9JJ23-.FG1	-Z H1J+H07+P01	
1.7		1.12	41125	563	121300	O5R50.563DE160	2LP069.-0HG.0-1BJ0	2KJ3510-9JJ23-.FG1	-Z H1J+H07+P01	
1.7		1.58	42163	577	155400	O5R55.577DE160	2LP069.-0HG.0-1BJ0	2KJ3511-9JJ23-.FG1	-Z H1J+H08+P01	
1.7		1.94	42163	577	216200	O5R60.577DE160	2LP069.-0HH.0-1BJ0	2KJ3511-9JJ23-.FG1	-Z H1J+H08+P01	
2.0	0.72	35667	488	80800	O5R40.488DE160	2LP069.-0HD.0-0BJ0	2KJ3510-9JJ23-.FK1	-Z H1J+H07+P01		
2.0	1.01	35250	482	107700	O5R45.482DE160	2LP069.-0HE.0-0BJ0	2KJ3510-9JJ23-.FF1	-Z H1J+H07+P01		
2.0	1.30	35250	482	121300	O5R50.482DE160	2LP069.-0HG.0-0BJ0	2KJ3510-9JJ23-.FF1	-Z H1J+H07+P01		
2.0	1.84	36091	494	155400	O5R55.494DE160	2LP069.-0HG.0-0BJ0	2KJ3511-9JJ23-.FF1	-Z H1J+H08+P01		
2.0	2.26	36091	494	216200	O5R60.494DE160	2LP069.-0HH.0-0BJ0	2KJ3511-9JJ23-.FF1	-Z H1J+H08+P01		
2.1	1.04	34422	471	107700	O5R45.471DE160	2LP069.-0HE.0-8AJ0	2KJ3510-9JJ23-.FE1	-Z H1J+H07+P01		
2.1	1.34	34422	471	121300	O5R50.471DE160	2LP069.-0HG.0-8AJ0	2KJ3510-9JJ23-.FE1	-Z H1J+H07+P01		
2.1	1.94	34233	468	155400	O5R55.468DE160	2LP069.-0HG.0-8AJ0	2KJ3511-9JJ23-.FE1	-Z H1J+H08+P01		
2.1	2.35	34809	476	216200	O5R60.476DE160	2LP069.-0HH.0-8AJ0	2KJ3512-9JJ23-.HJ1	-Z H1J+P01		
2.3	0.83	30614	419	80800	O5R40.419DE160	2LP069.-0HD.0-8AJ0	2KJ3510-9JJ23-.FJ1	-Z H1J+H07+P01		
2.3	1.45	31701	434	121300	O5R50.434DE160	2LP069.-0HG.0-7AJ0	2KJ3511-9JJ23-.FJ1	-Z H1J+H08+P01		

<sup>1)</sup> The specified values refer to continuous stresses. For infrequent, brief stresses please refer to Table 1 on page 4/2.



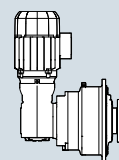
## Planetary geared motors, right-angled

### 6-pole geared motors

#### Selection and ordering data (continued)

$P_N$ kW	$n_2$ rpm	$f_B$ -	$T_2$ Nm	$i_{total}$ -	$F_{R2,perm}^{1)}$ N	Short product description	FLENDER SIP	SIMOGEAR	Order codes
							planetary gear unit	geared motor	
							Article No.	Article No.	
7.5	2.4	1.21	29546	404	107700	O5R45.404DE160	2LP069.-0HE.0-7AJ0	2KJ3510-9JJ23-.FD1	-Z H1J+H07+P01
	2.4	2.19	30338	415	151400	O5R55.415DE160	2LP069.-0HG.0-7AJ0	2KJ3512-9JJ23-.HH1	-Z H1J+P01
	2.4	2.69	30338	415	210600	O5R60.415DE160	2LP069.-0HH.0-7AJ0	2KJ3512-9JJ23-.HH1	-Z H1J+P01
	2.6	1.67	27598	378	119000	O5R50.378DE160	2LP069.-0HG.0-6AJ0	2KJ3511-9JJ23-.FH1	-Z H1J+H08+P01
	2.6	2.40	27690	379	147300	O5R55.379DE160	2LP069.-0HG.0-6AJ0	2KJ3512-9JJ23-.HG1	-Z H1J+P01
	2.6	2.95	27690	379	204900	O5R60.379DE160	2LP069.-0HH.0-6AJ0	2KJ3512-9JJ23-.HG1	-Z H1J+P01
	2.7	0.76	27061	370	76000	O5R37.370DE160	2LP069.-0HC.0-7AJ0	2KJ3510-9JJ23-.FH1	-Z H1J+H07+P01
	2.7	0.94	27061	370	80100	O5R40.370DE160	2LP069.-0HD.0-7AJ0	2KJ3510-9JJ23-.FH1	-Z H1J+H07+P01
	2.7	1.37	26116	357	107700	O5R45.357DE160	2LP069.-0HE.0-6AJ0	2KJ3510-9JJ23-.FC1	-Z H1J+H07+P01
	3.0	1.95	23592	323	113500	O5R50.323DE160	2LP069.-0HG.0-5AJ0	2KJ3511-9JJ23-.FG1	-Z H1J+H08+P01
	3.0	2.79	23836	326	140800	O5R55.326DE160	2LP069.-0HG.0-5AJ0	2KJ3512-9JJ23-.HF1	-Z H1J+P01
	3.1	0.89	23010	315	74000	O5R37.315DE160	2LP069.-0HC.0-6AJ0	2KJ3510-9JJ23-.FG1	-Z H1J+H07+P01
	3.1	1.11	23010	315	76300	O5R40.315DE160	2LP069.-0HD.0-6AJ0	2KJ3510-9JJ23-.FG1	-Z H1J+H07+P01
	3.2	1.61	22208	304	103900	O5R45.304DE160	2LP069.-0HE.0-5AJ0	2KJ3510-9JJ23-.FB1	-Z H1J+H07+P01
	3.6	0.78	19723	270	64800	O5R35.270DE160	2LP069.-0HB.0-5AJ0	2KJ3510-9JJ23-.HF1	-Z H1J+P01
	3.6	1.04	19723	270	70600	O5R37.270DE160	2LP069.-0HC.0-5AJ0	2KJ3510-9JJ23-.FF1	-Z H1J+H07+P01
	3.6	1.30	19723	270	72800	O5R40.270DE160	2LP069.-0HD.0-5AJ0	2KJ3510-9JJ23-.FF1	-Z H1J+H07+P01
	3.6	1.77	20194	276	101000	O5R45.276DE160	2LP069.-0HE.0-4AJ0	2KJ3511-9JJ23-.FF1	-Z H1J+H08+P01
	3.6	2.28	20194	276	108300	O5R50.276DE160	2LP069.-0HG.0-4AJ0	2KJ3511-9JJ23-.FF1	-Z H1J+H08+P01
	3.7	0.80	19260	263	64300	O5R35.263DE160	2LP069.-0HB.0-4AJ0	2KJ3510-9JJ23-.HE1	-Z H1J+P01
	3.7	1.06	19260	263	70100	O5R37.263DE160	2LP069.-0HC.0-4AJ0	2KJ3510-9JJ23-.FE1	-Z H1J+H07+P01
	3.7	1.33	19154	262	72200	O5R40.262DE160	2LP069.-0HD.0-4AJ0	2KJ3511-9JJ23-.HE1	-Z H1J+P01
	3.7	1.87	19154	262	99400	O5R45.262DE160	2LP069.-0HE.0-3AJ0	2KJ3511-9JJ23-.FE1	-Z H1J+H08+P01
	3.8	2.43	18944	259	106300	O5R50.259DE160	2LP069.-0HG.0-3AJ0	2KJ3512-9JJ23-.HD1	-Z H1J+P01
	4.3	0.93	16532	226	61400	O5R35.226DE160	2LP069.-0HB.0-3AJ0	2KJ3510-9JJ23-.HD1	-Z H1J+P01
	4.3	1.24	16532	226	67000	O5R37.226DE160	2LP069.-0HC.0-3AJ0	2KJ3510-9JJ23-.FD1	-Z H1J+H07+P01
	4.3	1.52	16809	230	69400	O5R40.230DE160	2LP069.-0HD.0-3AJ0	2KJ3511-9JJ23-.HD1	-Z H1J+P01
	4.3	2.13	16809	230	95600	O5R45.230DE160	2LP069.-0HE.0-2AJ0	2KJ3511-9JJ23-.FD1	-Z H1J+H08+P01
	4.3	2.79	16510	226	102000	O5R50.226DE160	2LP069.-0HG.0-2AJ0	2KJ3512-9JJ23-.HC1	-Z H1J+P01
	4.9	0.70	14613	200	40600	O5R30.200DE160	2LP069.-0HA.0-2AJ0	2KJ3510-9JJ23-.HC1	-Z H1J+P01
	4.9	1.05	14613	200	59200	O5R35.200DE160	2LP069.-0HB.0-2AJ0	2KJ3510-9JJ23-.HC1	-Z H1J+P01
	4.9	1.40	14613	200	64600	O5R37.200DE160	2LP069.-0HC.0-2AJ0	2KJ3510-9JJ23-.FC1	-Z H1J+H07+P01
	4.9	1.75	14633	200	66600	O5R40.200DE160	2LP069.-0HD.0-2AJ0	2KJ3511-9JJ23-.HC1	-Z H1J+P01
4.9	2.44	14633	200	91700	O5R45.200DE160	2LP069.-0HE.0-1AJ0	2KJ3511-9JJ23-.FC1	-Z H1J+H08+P01	
5.5	2.76	12972	177	88400	O5R45.177DE160	2LP069.-0HE.0-0AJ0	2KJ3512-9JJ23-.HA1	-Z H1J+P01	
5.7	1.63	12509	171	61600	O5R37.171DE160	2LP069.-0HC.0-1AJ0	2KJ3511-9JJ23-.HB1	-Z H1J+P01	
5.7	2.04	12509	171	63500	O5R40.171DE160	2LP069.-0HD.0-1AJ0	2KJ3511-9JJ23-.HB1	-Z H1J+P01	
5.8	0.82	12426	170	38700	O5R30.170DE160	2LP069.-0HA.0-1AJ0	2KJ3510-9JJ23-.HB1	-Z H1J+P01	
5.8	1.23	12426	170	56400	O5R35.170DE160	2LP069.-0HB.0-1AJ0	2KJ3510-9JJ23-.HB1	-Z H1J+P01	
6.7	0.96	10651	146	36900	O5R30.146DE160	2LP069.-0HA.0-0AJ0	2KJ3510-9JJ23-.HA1	-Z H1J+P01	
6.7	1.44	10651	146	53800	O5R35.146DE160	2LP069.-0HB.0-0AJ0	2KJ3510-9JJ23-.HA1	-Z H1J+P01	
6.7	1.91	10708	146	58800	O5R37.146DE160	2LP069.-0HC.0-0AJ0	2KJ3511-9JJ23-.HA1	-Z H1J+P01	
6.7	2.39	10708	146	60600	O5R40.146DE160	2LP069.-0HD.0-0AJ0	2KJ3511-9JJ23-.HA1	-Z H1J+P01	
11.0	0.98	0.76	107624	999	216200	O5R60.999DE160	2LP069.-0HH.0-5BJ0	2KJ3511-9JV23-.FL1	-Z H1J+H08+P01
	1.1	0.70	95122	883	155400	O5R55.883DE160	2LP069.-0HG.0-2BJ0	2KJ3511-9JV23-.FK1	-Z H1J+H08+P01
	1.1	0.88	51935	482	121300	O5R50.482DE160	2LP069.-0HF.0-0BJ0	2KJ3510-9JV23-.FF1	-Z H1J+H07+P01
	1.3	0.86	95122	883	216200	O5R60.883DE160	2LP069.-0HH.0-4BJ0	2KJ3511-9JV23-.FK1	-Z H1J+H08+P01
	1.3	1.59	51286	476	216200	O5R60.476DE160	2LP069.-0HH.0-8AJ0	2KJ3512-9JV23-.HJ1	-Z H1J+P01

<sup>1)</sup> The specified values refer to continuous stresses. For infrequent, brief stresses please refer to Table 1 on page 4/2.

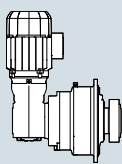


## Selection and ordering data (continued)

$P_N$ kW	$n_2$ rpm	$f_B$ -	$T_2$ Nm	$i_{total}$ -	$F_{R2,perm}^{1)}$ N	Short product description	FLENDER SIP	SIMOGEAR	Order codes
							planetary gear unit	geared motor	
							Article No.	Article No.	
11.0	1.4	0.70	50715	471	107700	O5R45.471DE160	2LP069.-0HE.0-4AJ0	2KJ3510-9JV23-.FF1	-Z H1J+H07+P01
	1.4	0.79	83475	775	155400	O5R55.775DE160	2LP069.-0HG.0-3BJ0	2KJ3511-9JV23-.FJ1	-Z H1J+H08+P01
	1.7	0.90	50715	471	121300	O5R50.471DE160	2LP069.-0HF.0-8AJ0	2KJ3510-9JV23-.FE1	-Z H1J+H07+P01
	1.7	0.93	38478	357	107700	O5R45.357DE160	2LP069.-0HE.0-2AJ0	2KJ3510-9JV23-.FD1	-Z H1J+H07+P01
	1.7	0.98	83475	775	216200	O5R60.775DE160	2LP069.-0HH.0-3BJ0	2KJ3511-9JV23-.FJ1	-Z H1J+H08+P01
	2.0	0.91	72671	675	155400	O5R55.675DE160	2LP069.-0HG.0-2BJ0	2KJ3511-9JV23-.FH1	-Z H1J+H08+P01
	2.0	1.31	50437	468	155400	O5R55.468DE160	2LP069.-0HG.0-8AJ0	2KJ3511-9JV23-.FE1	-Z H1J+H08+P01
	2.0	1.88	35119	326	141100	O5R55.326DE160	2LP069.-0HG.0-5AJ0	2KJ3512-9JV23-.HF1	-Z H1J+P01
	2.1	0.98	46706	434	121300	O5R50.434DE160	2LP069.-0HF.0-7AJ0	2KJ3511-9JV23-.FJ1	-Z H1J+H08+P01
	2.1	1.12	72671	675	216200	O5R60.675DE160	2LP069.-0HH.0-2BJ0	2KJ3511-9JV23-.FH1	-Z H1J+H08+P01
	2.1	1.54	29752	276	108500	O5R50.276DE160	2LP069.-0HF.0-4AJ0	2KJ3511-9JV23-.FF1	-Z H1J+H08+P01
	2.1	2.32	35119	326	196200	O5R60.326DE160	2LP069.-0HH.0-5AJ0	2KJ3512-9JV23-.HF1	-Z H1J+P01
	2.3	1.32	34758	323	113700	O5R50.323DE160	2LP069.-0HF.0-5AJ0	2KJ3511-9JV23-.FG1	-Z H1J+H08+P01
	2.4	0.70	29059	270	70700	O5R37.270DE160	2LP069.-0HC.0-5AJ0	2KJ3510-9JV23-.FF1	-Z H1J+H07+P01
	2.4	1.06	62120	577	155400	O5R55.577DE160	2LP069.-0HG.0-1BJ0	2KJ3511-9JV23-.FG1	-Z H1J+H08+P01
	2.4	1.48	44698	415	151600	O5R55.415DE160	2LP069.-0HG.0-7AJ0	2KJ3512-9JV23-.HH1	-Z H1J+P01
	2.6	0.75	33902	315	76400	O5R40.315DE160	2LP069.-0HD.0-6AJ0	2KJ3510-9JV23-.FG1	-Z H1J+H07+P01
	2.6	1.31	62120	577	216200	O5R60.577DE160	2LP069.-0HH.0-1BJ0	2KJ3511-9JV23-.FG1	-Z H1J+H08+P01
	2.6	1.82	44698	415	210900	O5R60.415DE160	2LP069.-0HH.0-7AJ0	2KJ3512-9JV23-.HH1	-Z H1J+P01
	2.7	0.88	29059	270	72900	O5R40.270DE160	2LP069.-0HD.0-5AJ0	2KJ3510-9JV23-.FF1	-Z H1J+H07+P01
	3.0	0.76	60591	563	121300	O5R50.563DE160	2LP069.-0HF.0-1BJ0	2KJ3510-9JV23-.FG1	-Z H1J+H07+P01
	3.0	0.82	43531	404	107700	O5R45.404DE160	2LP069.-0HE.0-3AJ0	2KJ3510-9JV23-.FE1	-Z H1J+H07+P01
	3.0	1.09	32719	304	104100	O5R45.304DE160	2LP069.-0HE.0-1AJ0	2KJ3510-9JV23-.FC1	-Z H1J+H07+P01
	3.1	1.44	24765	230	95700	O5R45.230DE160	2LP069.-0HE.0-2AJ0	2KJ3511-9JV23-.FD1	-Z H1J+H08+P01
	3.2	0.72	28376	263	70200	O5R37.263DE160	2LP069.-0HC.0-4AJ0	2KJ3510-9JV23-.FE1	-Z H1J+H07+P01
	3.3	1.24	53174	494	155400	O5R55.494DE160	2LP069.-0HG.0-0BJ0	2KJ3511-9JV23-.FF1	-Z H1J+H08+P01
	3.3	1.62	40796	379	147500	O5R55.379DE160	2LP069.-0HG.0-6AJ0	2KJ3512-9JV23-.HG1	-Z H1J+P01
	3.5	0.90	28221	262	72300	O5R40.262DE160	2LP069.-0HD.0-4AJ0	2KJ3511-9JV23-.HW1	-Z H1J+P01
	3.5	1.53	53174	494	216200	O5R60.494DE160	2LP069.-0HH.0-0BJ0	2KJ3511-9JV23-.FF1	-Z H1J+H08+P01
	3.5	2.00	40796	379	205200	O5R60.379DE160	2LP069.-0HH.0-6AJ0	2KJ3512-9JV23-.HG1	-Z H1J+P01
3.5	2.08	31854	296	137000	O5R55.296DE160	2LP069.-0HG.0-4AJ0	2KJ3512-9JV23-.HE1	-Z H1J+P01	
3.6	0.84	24356	226	67100	O5R37.226DE160	2LP069.-0HC.0-3AJ0	2KJ3510-9JV23-.FD1	-Z H1J+H07+P01	
3.6	1.86	19112	177	88600	O5R45.177DE160	2LP069.-0HE.0-0AJ0	2KJ3512-9JV23-.HA1	-Z H1J+P01	
3.7	1.26	28221	262	99600	O5R45.262DE160	2LP069.-0HE.0-3AJ0	2KJ3511-9JV23-.FE1	-Z H1J+H08+P01	
3.7	1.88	24325	226	102100	O5R50.226DE160	2LP069.-0HF.0-2AJ0	2KJ3512-9JV23-.HC1	-Z H1J+P01	
3.7	2.40	19112	177	95000	O5R50.177DE160	2LP069.-0HF.0-0AJ0	2KJ3512-9JV23-.HA1	-Z H1J+P01	
3.8	2.56	31854	296	190600	O5R60.296DE160	2LP069.-0HH.0-4AJ0	2KJ3512-9JV23-.HE1	-Z H1J+P01	
4.0	1.13	40661	378	119200	O5R50.378DE160	2LP069.-0HF.0-6AJ0	2KJ3511-9JV23-.FH1	-Z H1J+H08+P01	
4.2	1.64	27910	259	106400	O5R50.259DE160	2LP069.-0HF.0-3AJ0	2KJ3512-9JV23-.HD1	-Z H1J+P01	
4.2	2.06	22201	206	99400	O5R50.206DE160	2LP069.-0HF.0-1AJ0	2KJ3512-9JV23-.HB1	-Z H1J+P01	
4.3	1.10	18430	171	61700	O5R37.171DE160	2LP069.-0HC.0-1AJ0	2KJ3511-9JV23-.HB1	-Z H1J+P01	
4.3	2.18	30409	282	135100	O5R55.282DE160	2LP069.-0HG.0-2AJ0	2KJ3513-9JV23-.FD1	-Z H1J+H09+P01	
4.7	2.68	30409	282	187900	O5R60.282DE160	2LP069.-0HH.0-3AJ0	2KJ3513-9JV23-.FD1	-Z H1J+H09+P01	
4.9	1.18	21559	200	66700	O5R40.200DE160	2LP069.-0HD.0-2AJ0	2KJ3511-9JV23-.HC1	-Z H1J+P01	
4.9	1.38	18430	171	63600	O5R40.171DE160	2LP069.-0HD.0-1AJ0	2KJ3511-9JV23-.HB1	-Z H1J+P01	
4.9	2.50	26473	246	129600	O5R55.246DE160	2LP069.-0HG.0-1AJ0	2KJ3513-9JV23-.FC1	-Z H1J+H09+P01	
5.5	1.03	24765	230	69500	O5R40.230DE160	2LP069.-0HD.0-3AJ0	2KJ3511-9JV23-.HD1	-Z H1J+P01	
5.5	1.20	29752	276	101200	O5R45.276DE160	2LP069.-0HE.0-4AJ0	2KJ3511-9JV23-.FF1	-Z H1J+H08+P01	

<sup>1)</sup> The specified values refer to continuous stresses. For infrequent, brief stresses please refer to Table 1 on page 4/2.





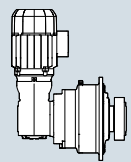
## Planetary geared motors, right-angled

### 6-pole geared motors

#### Selection and ordering data (continued)

$P_N$	$n_2$	$f_B$	$T_2$	$i_{total}$	$F_{R2,perm}^{1)}$	Short product description	FLENDER SIP planetary gear unit	SIMOGEAR geared motor	Order codes
kW	rpm	-	Nm	-	N		Article No.	Article No.	
11.0	5.7	1.29	15776	146	58900	O5R37.146DE160	2LP069.-0HC.0-0AJ0	2KJ3511-9JV23-.HA1	-Z H1J+P01
	5.7	1.65	21559	200	91800	O5R45.200DE160	2LP069.-0HE.0-1AJ0	2KJ3511-9JV23-.FC1	-Z H1J+H08+P01
	6.7	0.95	21529	200	64700	O5R37.200DE160	2LP069.-0HC.0-2AJ0	2KJ3510-9JV23-.FC1	-Z H1J+H07+P01
15.0	6.7	1.61	15776	146	60700	O5R40.146DE160	2LP069.-0HD.0-0AJ0	2KJ3511-9JV23-.HA1	-Z H1J+P01
	1.3	0.72	113858	775	216200	O5R60.775DE180	2LP069.-0HH.0-3BK0	2KJ3511-9KM33-.FJ1	-Z H1J+H08+P01
	1.4	0.82	99121	675	216200	O5R60.675DE180	2LP069.-0HH.0-2BK0	2KJ3511-9KM33-.FH1	-Z H1J+H08+P01
	1.7	0.78	84730	577	155400	O5R55.577DE180	2LP069.-0HG.0-1BK0	2KJ3511-9KM33-.FG1	-Z H1J+H08+P01
	1.7	0.96	84730	577	216200	O5R60.577DE180	2LP069.-0HH.0-1BK0	2KJ3511-9KM33-.FG1	-Z H1J+H08+P01
	2.0	0.91	72527	494	155400	O5R55.494DE180	2LP069.-0HG.0-0BK0	2KJ3511-9KM33-.FF1	-Z H1J+H08+P01
	2.0	1.12	72527	494	216200	O5R60.494DE180	2LP069.-0HH.0-0BK0	2KJ3511-9KM33-.FF1	-Z H1J+H08+P01
	2.0	1.17	69952	476	216200	O5R60.476DE180	2LP069.-0HH.0-8AK0	2KJ3512-9KM33-.HJ1	-Z H1J+P01
	2.1	0.96	68795	468	155400	O5R55.468DE180	2LP069.-0HG.0-8AK0	2KJ3511-9KM33-.FE1	-Z H1J+H08+P01
	2.2	0.72	63706	434	121300	O5R50.434DE180	2LP069.-0HF.0-7AK0	2KJ3511-9KM33-.FJ1	-Z H1J+H08+P01
	2.3	1.09	60966	415	151600	O5R55.415DE180	2LP069.-0HG.0-7AK0	2KJ3512-9KM33-.HH1	-Z H1J+P01
	2.3	1.34	60966	415	210900	O5R60.415DE180	2LP069.-0HH.0-7AK0	2KJ3512-9KM33-.HH1	-Z H1J+P01
	2.6	0.83	55461	378	119200	O5R50.378DE180	2LP069.-0HF.0-6AK0	2KJ3511-9KM33-.FH1	-Z H1J+H08+P01
	2.6	1.19	55644	379	147500	O5R55.379DE180	2LP069.-0HG.0-6AK0	2KJ3512-9KM33-.HG1	-Z H1J+P01
	2.6	1.47	55644	379	205200	O5R60.379DE180	2LP069.-0HH.0-6AK0	2KJ3512-9KM33-.HG1	-Z H1J+P01
	3.0	0.97	47409	323	113700	O5R50.323DE180	2LP069.-0HF.0-5AK0	2KJ3511-9KM33-.FG1	-Z H1J+H08+P01
	3.0	1.38	47901	326	141100	O5R55.326DE180	2LP069.-0HG.0-5AK0	2KJ3512-9KM33-.HF1	-Z H1J+P01
	3.0	1.70	47901	326	196200	O5R60.326DE180	2LP069.-0HH.0-5AK0	2KJ3512-9KM33-.HF1	-Z H1J+P01
	3.3	1.53	43449	296	137000	O5R55.296DE180	2LP069.-0HG.0-4AK0	2KJ3512-9KM33-.HE1	-Z H1J+P01
	3.3	1.88	43449	296	190600	O5R60.296DE180	2LP069.-0HH.0-4AK0	2KJ3512-9KM33-.HE1	-Z H1J+P01
	3.5	0.88	40581	276	101200	O5R45.276DE180	2LP069.-0HE.0-4AK0	2KJ3511-9KM33-.FF1	-Z H1J+H08+P01
	3.5	1.13	40581	276	108500	O5R50.276DE180	2LP069.-0HF.0-4AK0	2KJ3511-9KM33-.FF1	-Z H1J+H08+P01
	3.5	1.60	41477	282	135100	O5R55.282DE180	2LP069.-0HG.0-2AK0	2KJ3513-9KM33-.FD1	-Z H1J+H09+P01
	3.5	1.97	41477	282	187900	O5R60.282DE180	2LP069.-0HH.0-3AK0	2KJ3513-9KM33-.FD1	-Z H1J+H09+P01
	3.7	0.93	38492	262	99600	O5R45.262DE180	2LP069.-0HE.0-3AK0	2KJ3511-9KM33-.FE1	-Z H1J+H08+P01
	3.8	1.21	38069	259	106400	O5R50.259DE180	2LP069.-0HF.0-3AK0	2KJ3512-9KM33-.HD1	-Z H1J+P01
	4.0	1.84	36108	246	129600	O5R55.246DE180	2LP069.-0HG.0-1AK0	2KJ3513-9KM33-.FC1	-Z H1J+H09+P01
4.0	2.26	36108	246	180300	O5R60.246DE180	2LP069.-0HH.0-2AK0	2KJ3513-9KM33-.FC1	-Z H1J+H09+P01	
4.2	0.75	33778	230	69500	O5R40.230DE180	2LP069.-0HD.0-3AK0	2KJ3511-9KM33-.HD1	-Z H1J+P01	
4.2	1.06	33778	230	95700	O5R45.230DE180	2LP069.-0HE.0-2AK0	2KJ3511-9KM33-.FD1	-Z H1J+H08+P01	
4.3	1.38	33179	226	102100	O5R50.226DE180	2LP069.-0HF.0-2AK0	2KJ3512-9KM33-.HC1	-Z H1J+P01	
4.7	1.52	30282	206	99400	O5R50.206DE180	2LP069.-0HF.0-1AK0	2KJ3512-9KM33-.HB1	-Z H1J+P01	
4.8	2.24	29605	202	122100	O5R55.202DE180	2LP069.-0HG.0-0AK0	2KJ3513-9KM33-.FB1	-Z H1J+H09+P01	
4.8	2.76	29605	202	169800	O5R60.202DE180	2LP069.-0HH.0-1AK0	2KJ3513-9KM33-.FB1	-Z H1J+H09+P01	
4.9	0.87	29406	200	66700	O5R40.200DE180	2LP069.-0HD.0-2AK0	2KJ3511-9KM33-.HC1	-Z H1J+P01	
4.9	1.21	29406	200	91800	O5R45.200DE180	2LP069.-0HE.0-1AK0	2KJ3511-9KM33-.FC1	-Z H1J+H08+P01	
5.5	1.37	26069	177	88600	O5R45.177DE180	2LP069.-0HE.0-0AK0	2KJ3512-9KM33-.HA1	-Z H1J+P01	
5.5	1.76	26069	177	95000	O5R50.177DE180	2LP069.-0HF.0-0AK0	2KJ3512-9KM33-.HA1	-Z H1J+P01	
5.7	0.81	25138	171	61700	O5R37.171DE180	2LP069.-0HC.0-1AK0	2KJ3511-9KM33-.HB1	-Z H1J+P01	
5.7	1.01	25138	171	63600	O5R40.171DE180	2LP069.-0HD.0-1AK0	2KJ3511-9KM33-.HB1	-Z H1J+P01	
5.7	2.64	25117	171	116200	O5R55.171DE180	2LP069.-0HG.0-0AK0	2KJ3513-9KM33-.FA1	-Z H1J+H09+P01	
6.7	0.95	21518	146	58900	O5R37.146DE180	2LP069.-0HC.0-0AK0	2KJ3511-9KM33-.HA1	-Z H1J+P01	
6.7	1.18	21518	146	60700	O5R40.146DE180	2LP069.-0HD.0-0AK0	2KJ3511-9KM33-.HA1	-Z H1J+P01	
18.5	2.1	0.95	86000	476	216200	O5R60.476DE200	2LP069.-0HH.0-8AL0	2KJ3512-9LL33-.HJ1	-Z H1J+P01
	2.4	0.88	74953	415	151500	O5R55.415DE200	2LP069.-0HG.0-7AL0	2KJ3512-9LL33-.HH1	-Z H1J+P01

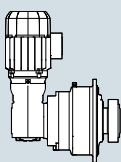
<sup>1)</sup> The specified values refer to continuous stresses. For infrequent, brief stresses please refer to Table 1 on page 4/2.



## Selection and ordering data (continued)

$P_N$ kW	$n_2$ rpm	$f_B$ -	$T_2$ Nm	$i_{total}$ -	$F_{R2,perm}^{1)}$ N	Short product description	FLENDER SIP	SIMOGEAR	Order codes
							planetary gear unit	geared motor	
							Article No.	Article No.	
18.5	2.4	1.09	74953	415	210800	O5R60.415DE200	2LP069.-0HH.0-7AL0	2KJ3512-9LL33-.HH1	-Z H1J+P01
	2.6	0.97	68410	379	147400	O5R55.379DE200	2LP069.-0HG.0-6AL0	2KJ3512-9LL33-.HG1	-Z H1J+P01
	2.6	1.19	68410	379	205100	O5R60.379DE200	2LP069.-0HH.0-6AL0	2KJ3512-9LL33-.HG1	-Z H1J+P01
	3.0	1.12	58890	326	140900	O5R55.326DE200	2LP069.-0HG.0-5AL0	2KJ3512-9LL33-.HF1	-Z H1J+P01
	3.0	1.38	58890	326	196000	O5R60.326DE200	2LP069.-0HH.0-5AL0	2KJ3512-9LL33-.HF1	-Z H1J+P01
	3.3	1.24	53416	296	136900	O5R55.296DE200	2LP069.-0HG.0-4AL0	2KJ3512-9LL33-.HE1	-Z H1J+P01
	3.3	1.52	53416	296	190400	O5R60.296DE200	2LP069.-0HH.0-4AL0	2KJ3512-9LL33-.HE1	-Z H1J+P01
	3.5	1.30	50992	282	135000	O5R55.282DE200	2LP069.-0HG.0-2AL0	2KJ3513-9LL33-.FD1	-Z H1J+H09+P01
	3.5	1.60	50992	282	187700	O5R60.282DE200	2LP069.-0HH.0-3AL0	2KJ3513-9LL33-.FD1	-Z H1J+H09+P01
	3.8	0.98	46803	259	106300	O5R50.259DE200	2LP069.-0HF.0-3AL0	2KJ3512-9LL33-.HD1	-Z H1J+P01
	4.0	1.49	44392	246	129500	O5R55.246DE200	2LP069.-0HG.0-1AL0	2KJ3513-9LL33-.FC1	-Z H1J+H09+P01
	4.0	1.83	44392	246	180100	O5R60.246DE200	2LP069.-0HH.0-2AL0	2KJ3513-9LL33-.FC1	-Z H1J+H09+P01
	4.3	1.12	40790	226	102000	O5R50.226DE200	2LP069.-0HF.0-2AL0	2KJ3512-9LL33-.HC1	-Z H1J+P01
	4.7	1.23	37229	206	99300	O5R50.206DE200	2LP069.-0HF.0-1AL0	2KJ3512-9LL33-.HB1	-Z H1J+P01
	4.9	1.82	36396	202	122000	O5R55.202DE200	2LP069.-0HG.0-0AL0	2KJ3513-9LL33-.FB1	-Z H1J+H09+P01
	4.9	2.24	36396	202	169700	O5R60.202DE200	2LP069.-0HH.0-1AL0	2KJ3513-9LL33-.FB1	-Z H1J+H09+P01
	5.5	1.11	32049	177	88500	O5R45.177DE200	2LP069.-0HE.0-0AL0	2KJ3512-9LL33-.HA1	-Z H1J+P01
	5.5	1.43	32049	177	94900	O5R50.177DE200	2LP069.-0HF.0-0AL0	2KJ3512-9LL33-.HA1	-Z H1J+P01
	5.7	2.14	30879	171	116100	O5R55.171DE200	2LP069.-0HG.0-0AL0	2KJ3513-9LL33-.FA1	-Z H1J+H09+P01
	5.7	2.64	30879	171	161500	O5R60.171DE200	2LP069.-0HH.0-0AL0	2KJ3513-9LL33-.FA1	-Z H1J+H09+P01
22.0	2.1	0.80	102286	476	216200	O5R60.476DE200	2LP069.-0HH.0-8AL0	2KJ3512-9LM33-.HJ1	-Z H1J+P01
	2.4	0.74	89146	415	151500	O5R55.415DE200	2LP069.-0HG.0-7AL0	2KJ3512-9LM33-.HH1	-Z H1J+P01
	2.4	0.91	89146	415	210800	O5R60.415DE200	2LP069.-0HH.0-7AL0	2KJ3512-9LM33-.HH1	-Z H1J+P01
	2.6	0.81	81364	379	147400	O5R55.379DE200	2LP069.-0HG.0-6AL0	2KJ3512-9LM33-.HG1	-Z H1J+P01
	2.6	1.00	81364	379	205100	O5R60.379DE200	2LP069.-0HH.0-6AL0	2KJ3512-9LM33-.HG1	-Z H1J+P01
	3.0	0.95	70042	326	140900	O5R55.326DE200	2LP069.-0HG.0-5AL0	2KJ3512-9LM33-.HF1	-Z H1J+P01
	3.0	1.16	70042	326	196000	O5R60.326DE200	2LP069.-0HH.0-5AL0	2KJ3512-9LM33-.HF1	-Z H1J+P01
	3.3	1.04	63531	296	136900	O5R55.296DE200	2LP069.-0HG.0-4AL0	2KJ3512-9LM33-.HE1	-Z H1J+P01
	3.3	1.28	63531	296	190400	O5R60.296DE200	2LP069.-0HH.0-4AL0	2KJ3512-9LM33-.HE1	-Z H1J+P01
	3.5	1.09	60649	282	135000	O5R55.282DE200	2LP069.-0HG.0-2AL0	2KJ3513-9LM33-.FD1	-Z H1J+H09+P01
	3.5	1.34	60649	282	187700	O5R60.282DE200	2LP069.-0HH.0-3AL0	2KJ3513-9LM33-.FD1	-Z H1J+H09+P01
	3.8	0.82	55665	259	106300	O5R50.259DE200	2LP069.-0HF.0-3AL0	2KJ3512-9LM33-.HD1	-Z H1J+P01
	4.0	1.26	52798	246	129500	O5R55.246DE200	2LP069.-0HG.0-1AL0	2KJ3513-9LM33-.FC1	-Z H1J+H09+P01
	4.0	1.54	52798	246	180100	O5R60.246DE200	2LP069.-0HH.0-2AL0	2KJ3513-9LM33-.FC1	-Z H1J+H09+P01
	4.3	0.95	48515	226	102000	O5R50.226DE200	2LP069.-0HF.0-2AL0	2KJ3512-9LM33-.HC1	-Z H1J+P01
	4.7	1.04	44279	206	99300	O5R50.206DE200	2LP069.-0HF.0-1AL0	2KJ3512-9LM33-.HB1	-Z H1J+P01
	4.9	1.53	43289	202	122000	O5R55.202DE200	2LP069.-0HG.0-0AL0	2KJ3513-9LM33-.FB1	-Z H1J+H09+P01
	4.9	1.88	43289	202	169700	O5R60.202DE200	2LP069.-0HH.0-1AL0	2KJ3513-9LM33-.FB1	-Z H1J+H09+P01
	5.5	0.94	38118	177	88500	O5R45.177DE200	2LP069.-0HE.0-0AL0	2KJ3512-9LM33-.HA1	-Z H1J+P01
	5.5	1.20	38118	177	94900	O5R50.177DE200	2LP069.-0HF.0-0AL0	2KJ3512-9LM33-.HA1	-Z H1J+P01
5.7	1.80	36727	171	116100	O5R55.171DE200	2LP069.-0HG.0-0AL0	2KJ3513-9LM33-.FA1	-Z H1J+H09+P01	
5.7	2.22	36727	171	161500	O5R60.171DE200	2LP069.-0HH.0-0AL0	2KJ3513-9LM33-.FA1	-Z H1J+H09+P01	
30.0	3.5	0.80	82446	282	134800	O5R55.282DE225	2LP069.-0HG.0-2AM0	2KJ3513-9MK33-.FD1	-Z H1J+H09+P01
	3.5	0.99	82446	282	187500	O5R60.282DE225	2LP069.-0HH.0-3AM0	2KJ3513-9MK33-.FD1	-Z H1J+H09+P01
	4.0	0.92	71774	246	129300	O5R55.246DE225	2LP069.-0HG.0-1AM0	2KJ3513-9MK33-.FC1	-Z H1J+H09+P01
	4.0	1.14	71774	246	179900	O5R60.246DE225	2LP069.-0HH.0-2AM0	2KJ3513-9MK33-.FC1	-Z H1J+H09+P01
	4.9	1.13	58847	202	121800	O5R55.202DE225	2LP069.-0HG.0-0AM0	2KJ3513-9MK33-.FB1	-Z H1J+H09+P01
	4.9	1.39	58847	202	169500	O5R60.202DE225	2LP069.-0HH.0-1AM0	2KJ3513-9MK33-.FB1	-Z H1J+H09+P01

<sup>1)</sup> The specified values refer to continuous stresses. For infrequent, brief stresses please refer to Table 1 on page 4/2.



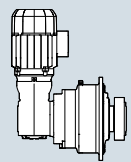
## Planetary geared motors, right-angled

### 6-pole geared motors

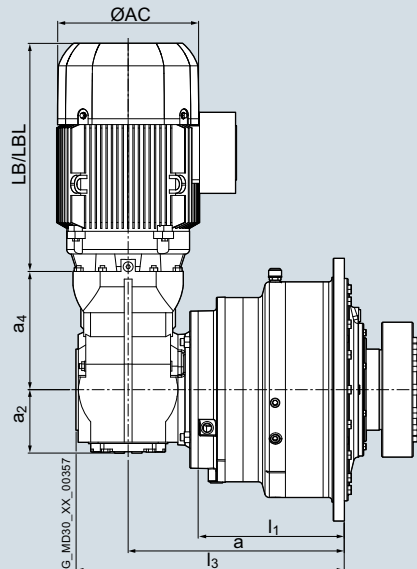
#### Selection and ordering data (continued)

$P_N$ kW	$n_2$ rpm	$f_B$ -	$T_2$ Nm	$i_{total}$ -	$F_{R2,perm}^{1)}$ N	Short product description	FLENDER SIP planetary gear unit	SIMOGEAR geared motor	
							Article No.	Article No.	Order codes
30.0	5.7	1.33	49926	171	116000	O5R55.171DE225	2LP069.-0HG.0-0AM0	2KJ3513-9MK33-.FA1	-Z H1J+H09+P01
	5.7	1.64	49926	171	161300	O5R60.171DE225	2LP069.-0HH.0-0AM0	2KJ3513-9MK33-.FA1	-Z H1J+H09+P01
37.0	3.5	0.80	101364	282	187.500	O5R60.282DE225	2LP069.-0HH.0-3AM0	2KJ3513-9ND33-.FD1	-Z H1J+H09+P01
	4.0	0.75	88242	246	129.300	O5R55.246DE225	2LP069.-0HG.0-1AM0	2KJ3513-9ND33-.FC1	-Z H1J+H09+P01
	4.0	0.92	88242	246	179.900	O5R60.246DE225	2LP069.-0HH.0-2AM0	2KJ3513-9ND33-.FC1	-Z H1J+H09+P01
	4.9	0.91	72349	202	121.800	O5R55.202DE225	2LP069.-0HG.0-0AM0	2KJ3513-9ND33-.FB1	-Z H1J+H09+P01
	4.9	1.13	72349	202	169.500	O5R60.202DE225	2LP069.-0HH.0-1AM0	2KJ3513-9ND33-.FB1	-Z H1J+H09+P01
	5.7	1.08	61382	171	116.000	O5R55.171DE225	2LP069.-0HG.0-0AM0	2KJ3513-9ND33-.FA1	-Z H1J+H09+P01
	5.7	1.33	61382	171	161.300	O5R60.171DE225	2LP069.-0HH.0-0AM0	2KJ3513-9ND33-.FA1	-Z H1J+H09+P01

<sup>1)</sup> The specified values refer to continuous stresses. For infrequent, brief stresses please refer to Table 1 on page 4/2.



## Selection and ordering data



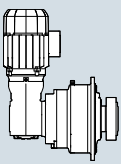
Position of the Article No. 1 to 6 7 8 9 10 11 12 13 14 15 16

FLENDER SIP planetary gear unit Article No. **2LP069 . - 0 H . 0 - . . . 0**

Gear unit size	Transmission ratio range	Dimensions in mm					Dimensions LB/LBL and AC in acc. with the following SIMOGEAR and selected motor size <sup>1)</sup>	Oil quantities in liters		Weight in kg		
		$i_{tot}$	$l_1$	$a$	$l_3$	$a_2$		$a_4$	approx.	approx.	$m_{tot}$	
								Helical bevel gear stages	Planetary gear stages			
<b>30</b>	146 to 200	230	372	474	108	215.5	KZ89	2.1	1.5	161	<b>A</b>	
	226		343	430.5	89.5	180.5	KZ79	1.1				133
	231 to 8971		330	403	75.5	158	KZ49	0.6				116
<b>35</b>	146 to 419	249	391	493	108	215.5	KZ89	2.1	1.6	191	<b>B</b>	
	441		362	449.5	89.5	180.5	KZ79	1.1				162
	460 to 8971		349	422	75.5	158	KZ49	0.6				145
<b>37</b>	146 to 171	264	430	546	139	251.5	KZ109	3.6	2.2	265	<b>C</b>	
	200 to 558		406	508	108	215.5	KZ89	2.1				228
	586 to 1624		377	464.5	89.5	180.5	KZ79	1.1				199
	1778 to 8807:		370.5	451.5	90.5	173	KZ69	0.85				189
<b>40</b>	146 to 262	270	436	552	139	251.5	KZ109	3.6	2.4	285	<b>D</b>	
	270 to 1041		412	514	108	215.5	KZ89	2.1				248
	1083 to 2513:		383	470.5	89.5	180.5	KZ79	1.1				219
	2774 to 8807:		376.5	457.5	90.5	173	KZ69	0.85				209
<b>45</b>	177	303.5	495	641	161.5	290	KZ129	6.7	3.9	440	<b>E</b>	
	200 to 276		459.5	575.5	139	251.5	KZ109	3.6				372
	304 to 3299		445.5	547.5	108	215.5	KZ89	2.1				334
	3650 to 10942		416.5	504	89.5	180.5	KZ79	1.1				306
<b>50</b>	177 to 259	325.5	517	663	161.5	290	KZ129	6.7	4.5	496	<b>F</b>	
	276 to 434		481.5	597.5	139	251.5	KZ109	3.6				428
	471 to 10384		467.5	569.5	108	215.5	KZ89	2.1				391
<b>55</b>	171 to 282	383	599	768	193.5	347.5	KZ149	9.7	6.0	804	<b>G</b>	
	296 to 415		574.5	720.5	161.5	290	KZ129	6.7				645
	468 to 9706		539	655	139	251.5	KZ109	3.6				578
<b>60</b>	171 to 282	402	618	787	193.5	347.5	KZ149	9.7	6.9	804	<b>H</b>	
	296 to 476		593.5	739.5	161.5	290	KZ129	6.7				636
	493 to 9706		558	674	139	251.5	KZ109	3.6				668

<sup>1)</sup> For dimensions LB/LBL and AC, see page 8/42 onwards.<sup>2)</sup> For the additional weight of the motor, see page 8/7 onwards.

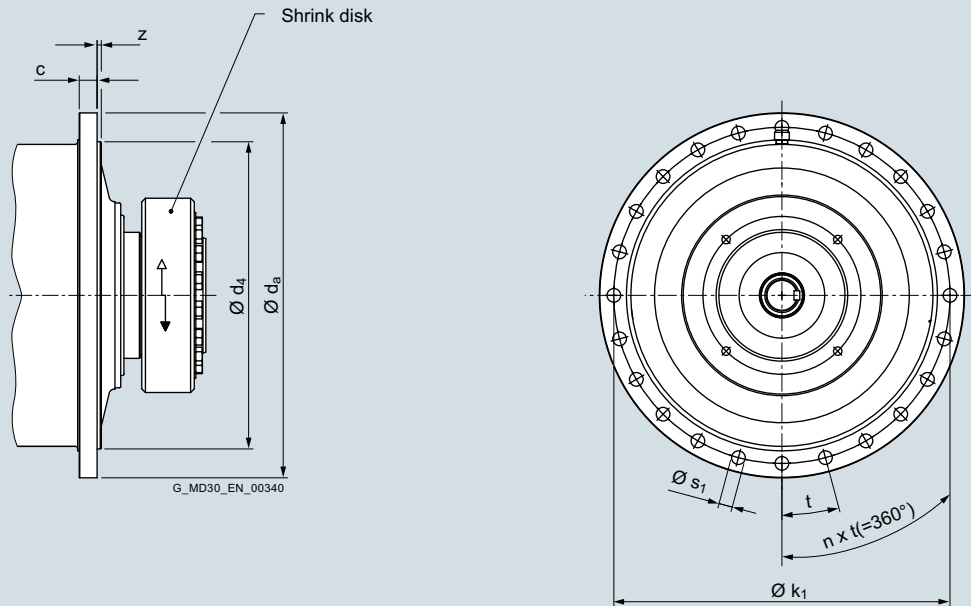




## Planetary geared motors, right-angled

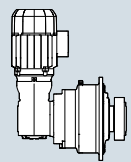
### Dimensions of planetary geared motor – flange at LSS end – Type O5, right-angled

#### Selection and ordering data



G\_MD30\_EN\_00340

Gear unit size	Dimensions in mm							
	Flange							
	c	Ø d <sub>a</sub>	Ø d <sub>4</sub> f7	Ø k <sub>1</sub>	z	Ø s <sub>1</sub>	n	t
<b>30</b>	17	375	290	335	8	17.5	16	22.5°
<b>35</b>	17	425	340	385	8	17.5	20	18°
<b>37</b>	19	450	370	410	8	17.5	24	15°
<b>40</b>	19	480	390	435	8	22	18	20°
<b>45</b>	19	540	445	490	8	22	20	18°
<b>50</b>	24	585	495	540	8	22	24	15°
<b>55</b>	29	650	535	595	8	26	24	15°
<b>60</b>	34	695	585	640	8	26	24	15°

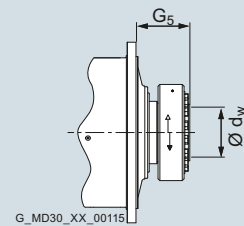


## Selection and ordering data

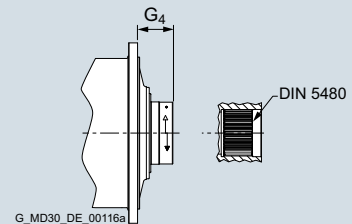
## Output

Position of the Article No.	1 to 6	7	8	9	10	11	12	13	14	15	16
Article No.	<b>2LP069</b> ■ - 0 H . . 0 - 0 . . 0										
Gear unit size	Dimensions in mm										
	$G_5$	$\varnothing d_w$ H7									
30	133	90									
35	138	100									
37	149	110									
40	152	120									
45	166	130									
50	167	140									
55	185	165									
60	207	180									
	$G_4$	Spline in accordance with DIN 5480									
30	84	N 90 × 3 × 28 × 9H									
35	82	N 100 × 3 × 32 × 9H									
37	101	N 110 × 3 × 35 × 9H									
40	104	N 120 × 3 × 38 × 9H									
45	117	N 130 × 5 × 24 × 9H									
50	114	N 140 × 5 × 26 × 9H									
55	130	N 170 × 5 × 32 × 9H									
60	136	N 180 × 5 × 34 × 9H									
	$G_2$	$\varnothing d_2$ n6	$l_2$	$l_3$	b N9						
30	234	110	165	154	28						
35	255	120	185	176	32						
37	278	130	205	196	32						
40	289	140	215	198	36						
45	314	150	235	218	36						
50	334	160	255	240	40						
55	371	200	290	272.5	45						
60	378	220	295	275	50						
	$G_2$	Spline in accordance with DIN 5480									
30	131.5	W110 × 3 × 35 × 8h									
35	140.5	W120 × 3 × 38 × 8h									
37	148	W130 × 3 × 42 × 8h									
40	151.5	W140 × 3 × 45 × 8h									
45	164	W150 × 3 × 48 × 8h									
50	165	W160 × 3 × 52 × 8h									
55	164	W200 × 3 × 65 × 8h									
60	180.5	W220 × 5 × 42 × 8h									
	$G_7$	$b_6$	$\varnothing d_4$ h6	$\varnothing d_5$	$\varnothing d_7$	m	u				
30	120.5	20	165	210	22	10	36°				
35	129.5	22.5	175	217.5	22	12	30°				
37	137	22.5	190	227.5	22	16	22.5°				
40	140.5	22.5	205	247.5	22	18	20°				
45	153	25	220	270	26	16	22.5°				
50	154	25	230	285	26	18	20°				
55	153	27.5	290	355	33	16	22.5°				
60	169.5	27.5	315	380	33	16	22.5°				

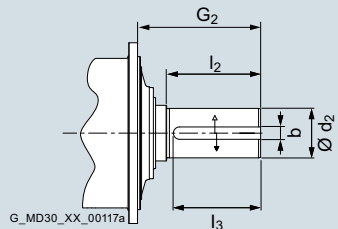
## 0 Hollow shaft for shrink disk



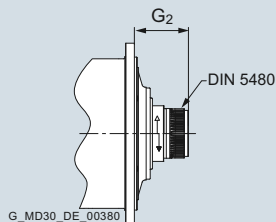
## 1 Hollow shaft with spline in accordance with DIN 5480



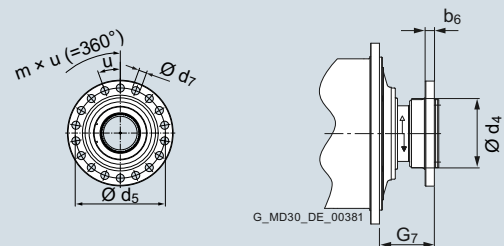
## 2 Cylindrical shaft end with keyway



## 3 Cylindrical shaft end with spline in accordance with DIN 5480



## 4 Flanged shaft



See Chapter 7 for the complete connection dimensions of the low speed shaft (LSS).

## Planetary geared motors, right-angled

### Notes

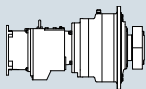
4

## Planetary gear units, coaxial



5/2	Adapter orientation
<b>5/3</b>	<b>Selection and ordering data</b>
5/3	Type O.C30 – $T_{2N} = 10000 \text{ Nm}$
5/5	Type O.C35 – $T_{2N} = 15000 \text{ Nm}$
5/7	Type O.C37 – $T_{2N} = 20000 \text{ Nm}$
5/9	Type O.C40 – $T_{2N} = 25000 \text{ Nm}$
5/11	Type O.C45 – $T_{2N} = 35000 \text{ Nm}$
5/13	Type O.C50 – $T_{2N} = 45000 \text{ Nm}$
5/15	Type O.C55 – $T_{2N} = 65000 \text{ Nm}$
5/17	Type O.C60 – $T_{2N} = 80000 \text{ Nm}$
5/19	Gear unit dimensions – type O2RC
5/20	Gear unit dimensions – LSS end – type O2
5/21	Gear unit dimensions with motor adapter – types O4 and O5
5/22	Gear unit dimensions – LSS end – types O4 and O5





## Planetary gear units, coaxial

### Adapter orientation

#### Overview

Adapter	Technical features and options				
	Flexible coupling	Zero-backlash flexible coupling	Clamp connection		
<b>Adapters for mounting an IEC motor</b>					
<b>K4</b> Short adapter with plug-in connection				4	4
			✓		
<b>K2</b> Coupling adapter with flexible coupling				2	2
	✓				
<b>Adapters for mounting a servo motor</b>					
<b>KQ</b> Coupling adapter for mounting a servo motor from the SIMOTICS S-1FK7/-1FT7 ranges					
		✓		7	7
<b>K8</b> Coupling adapter with flexible coupling for mounting a servo motor from the SIMOTICS M-1PH8 range					
	✓			8	8
<b>Adapters for mounting a NEMA motor</b>					
<b>K5</b> Short adapter with plug-in connection				5	5
			✓		
<b>K3</b> Coupling adapter with flexible coupling				3	3
	✓				

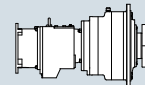
**FLENDER SIP planetary gear unit**  
Supplement for 8th position of Article No.

**SIMOGEAR motor adapter**  
Supplement for 12th position of Article No.

5

For most applications, it is best to mount the motor so that it is integrated on the gear unit. This provides an optimum solution in terms of a short overall length and the least weight.

Refer to Chapter 3 for planetary geared motors in coaxial design with integrated motor mounting.



## Selection and ordering data

FLENDER SIP planetary gear unit				Motor adapter										Article No. supplement for SIMOGEAR motor adapter		
$i_{tot}$	$n_2$	$F_{R2,perm}$	$R_{ex}$	Article No. supplement for FLENDER SIP planetary gear unit		Adapter size										Article No. supplement for SIMOGEAR motor adapter
–	rpm	N	–	Type designation		63	71	80	90	100	112	132	160	180	4	
				4	K4											4
				2	K2				80	90	100	112	132	160	180	2
				7	KQ		703	704	706		708	710				7
				8	K8						808	810		813	8	
				5	K5		56		140	180		210	250		5	
				3	K3		56		140	180		210	250		3	
<b>O5C30</b>				Article No. 2LP069.-GA.0-0		Article No. 2KJ3204-9...-F H1J										
12584	0.12	45500	1698844/135	8 E		✓										S 1
11189	0.13	45500	839188/75	7 E		✓										R 1
9825	0.15	45500	245616/25	6 E		✓										Q 1
8931	0.17	45500	491232/55	5 E		✓										P 1
7641	0.20	45500	573104/75	4 E		✓	✓									N 1
6947	0.22	45500	1146208/165	3 E		✓	✓									M 1
6140	0.24	45500	30702/5	2 E		✓	✓									L 1
5582	0.27	45500	61404/11	1 E		✓	✓									K 1
4890	0.31	45500	220031/45	0 E		✓	✓									J 1
4513	0.33	45500	880124/195	8 D		✓	✓									H 1
3996	0.38	45500	59942/15	7 D		✓	✓	✓								G 1
3326	0.45	45500	66521/20	6 D		✓	✓	✓								F 1
3130	0.48	45500	15652/5	5 D		✓	✓	✓								E 1
2805	0.53	45500	378658/135	4 D		✓	✓	✓								D 1
2388	0.63	45500	35819/15	3 D		✓	✓	✓								C 1
2047	0.73	45500	10234/5	0 D				✓								B 1
1763	0.85	45500	158627/90	7 C				✓	✓							A 1
<b>O4C30</b>				Article No. 2LP069.-GA.0-0		Article No. 2KJ3104-9...-F H1J										
2336	0.64	45500	58394/25	2 D		✓	✓	✓								B 2
2123	0.71	45500	116788/55	1 D		✓	✓	✓								A 2
1806	0.83	45500	1806/1	8 C		✓	✓	✓	✓							X 1
1642	0.91	45500	18060/11	6 C		✓	✓	✓	✓							W 1
1465	1.0	45500	21973/15	5 C			✓	✓	✓							V 1
1313	1.1	45500	14448/11	4 C			✓	✓	✓							U 1
1184	1.3	45500	17759/15	3 C			✓	✓	✓							T 1
1093	1.4	45500	71036/65	2 C			✓	✓	✓							S 1
998	1.5	45500	4988/5	1 C			✓	✓	✓	✓						R 1
828	1.8	45500	3311/4	0 C			✓	✓	✓	✓						Q 1
779	1.9	45500	13244/17	8 B				✓	✓	✓						P 1
736	2.0	45500	6622/9	7 B				✓	✓	✓						N 1

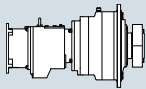
✓ Available version

For dimensional drawings of the gear units see page 5/19 onwards.

The gear unit output speed  $n_2$  is applicable for an input speed of  $n_1 = 1500 \text{ rpm}$ .  
For a different input speed the gear unit output speed is calculated according to the following formula:  $n_2 = n_1/i_{tot}$ .

For further options/attachment parts for motor adapters and the associated Article No. see Catalog MD 50.11.

For further information regarding the permissible radial force please refer to page 3/2.



## Planetary gear units, coaxial

Type O.C30 –  $T_{2N} = 10000 \text{ Nm}$

### Selection and ordering data

FLENDER SIP planetary gear unit				Motor adapter		Adapter size										Article No. supplement for SIMOGEAR motor adapter	
$i_{tot}$	$n_2$	$F_{R2,perm}$	$R_{ex}$	Article No. supplement for FLENDER SIP planetary gear unit	Type designation	63	71	80	90	100	112	132	160	180	4		
–	rpm	N	–														
<b>O4C30</b>				Article No. <b>2LP069.-GA.0-0</b>		Article No. <b>2KJ3104-9...-F H1J</b>											
<b>626</b>	2.4	45500	15652/25	<b>6 B</b>		✓	✓	✓								<b>M 1</b>	
<b>536</b>	2.8	45500	29498/55	<b>5 B</b>				✓	✓	✓						<b>L 1</b>	
<b>472</b>	3.2	45500	14147/30	<b>4 B</b>				✓	✓	✓						<b>K 1</b>	
<b>398</b>	3.8	43900 <sup>1)</sup>	45752/115	<b>3 B</b>				✓	✓	✓	✓					<b>J 1</b>	
<b>347</b>	4.3	42200 <sup>1)</sup>	43344/125	<b>2 B</b>				✓	✓	✓	✓					<b>H 1</b>	
<b>O4C30</b>				Article No. <b>2LP069.-GA.0-0</b>		Article No. <b>2KJ3107-9...-F H1J</b>											
<b>326</b>	4.6	41500 <sup>1)</sup>	262072/805	<b>1 B</b>				✓	✓	✓	✓					<b>K 1</b>	
<b>288</b>	5.2	40000 <sup>1)</sup>	107912/375	<b>0 B</b>				✓	✓	✓	✓					<b>J 1</b>	
<b>245</b>	6.1	38100 <sup>1)</sup>	15416/63	<b>8 A</b>				✓	✓	✓	✓					<b>H 1</b>	
<b>210</b>	7.2	36400 <sup>1)</sup>	30832/147	<b>7 A</b>				✓	✓	✓	✓					<b>G 1</b>	
<b>205</b>	7.3	36200 <sup>1)</sup>	74542/363	<b>6 A</b>				✓	✓	✓	✓					<b>F 1</b>	
<b>O4C30</b>				Article No. <b>2LP069.-GA.0-0</b>		Article No. <b>2KJ3108-9...-H H1J</b>											
<b>194</b>	7.7	35600 <sup>1)</sup>	66928/345	<b>5 A</b>				✓	✓	✓	✓					<b>F 1</b>	
<b>173</b>	8.7	34300 <sup>1)</sup>	23312/135	<b>4 A</b>				✓	✓	✓	✓					<b>E 1</b>	
<b>152</b>	9.9	33000 <sup>1)</sup>	1002416/6615	<b>3 A</b>				✓	✓	✓	✓					<b>D 1</b>	
<b>132</b>	11.4	31700 <sup>1)</sup>	955792/7245	<b>2 A</b>				✓	✓	✓	✓					<b>C 1</b>	
<b>113</b>	13.3	30200 <sup>1)</sup>	745984/6615	<b>1 A</b>				✓	✓	✓	✓	✓				<b>B 1</b>	
<b>96.5</b>	15.5	28800 <sup>1)</sup>	46624/483	<b>0 A</b>				✓	✓	✓	✓	✓				<b>A 1</b>	
<b>O2C30</b>				Article No. <b>2LP069.-1 DA.0-0</b>													
<b>44.8</b>	33.5	22800 <sup>1)</sup>	224/5	<b>F</b>		Available for O2C30: - A-free shaft end, see Page 5/19											
<b>38.2</b>	39.2	21700 <sup>1)</sup>	344/9	<b>E</b>													
<b>33.5</b>	44.7	20900 <sup>1)</sup>	704/21	<b>D</b>													
<b>30.0</b>	50.0	20200 <sup>1)</sup>	30/1	<b>C</b>		Possible on request: - K2/K3 adapter see Chapter 10, Page 10/6											
<b>27.3</b>	55.0	19600 <sup>1)</sup>	736/27	<b>B</b>													
<b>25.1</b>	59.8	19200 <sup>1)</sup>	376/15	<b>A</b>													

✓ Available version

For dimensional drawings of the gear units see page 5/19 onwards.

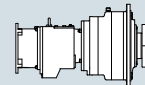
The gear unit output speed  $n_2$  is applicable for an input speed of  $n_1 = 1500 \text{ rpm}$ .

For a different input speed the gear unit output speed is calculated according to the following formula:  $n_2 = n_1/i_{tot}$ .

For further options/attachment parts for motor adapters and the associated Article No. see Catalog MD 50.11.

For further information regarding the permissible radial force please refer to page 3/2.

<sup>1)</sup> Rare brief occurrences up to  $F_{R2,perm} = 45500 \text{ N}$  are permissible.



## Selection and ordering data

FLENDER SIP planetary gear unit				Motor adapter		Adapter size										Article No. supplement for SIMOGEAR motor adapter	
$i_{tot}$	$n_2$	$F_{R2,perm}$	$R_{ex}$	Article No. supplement for FLENDER SIP planetary gear unit	Type designation	63	71	80	90	100	112	132	160	180	Article No.		
–	rpm	N	–														
<b>O5C35</b>				Article No. <b>2LP069.-GB.0-0</b>		Article No. <b>2KJ3204-9...-F H1J</b>											
<b>12584</b>	0.12	69400	1698844/135	<b>7 E</b>		✓										<b>S 1</b>	
<b>11189</b>	0.13	69400	839188/75	<b>6 E</b>		✓	✓									<b>R 1</b>	
<b>9825</b>	0.15	69400	245616/25	<b>5 E</b>		✓	✓									<b>Q 1</b>	
<b>8923</b>	0.17	69400	490784/55	<b>4 E</b>		✓	✓									<b>P 1</b>	
<b>7641</b>	0.20	69400	573104/75	<b>3 E</b>		✓	✓									<b>N 1</b>	
<b>6947</b>	0.22	69400	1146208/165	<b>2 E</b>		✓	✓									<b>M 1</b>	
<b>6140</b>	0.24	69400	30702/5	<b>1 E</b>		✓	✓									<b>L 1</b>	
<b>5582</b>	0.27	69400	61404/11	<b>0 E</b>		✓	✓	✓								<b>K 1</b>	
<b>4890</b>	0.31	69400	220031/45	<b>8 D</b>		✓	✓	✓								<b>J 1</b>	
<b>4513</b>	0.33	69400	880124/195	<b>7 D</b>		✓	✓	✓								<b>H 1</b>	
<b>3996</b>	0.38	69400	59942/15	<b>6 D</b>		✓	✓	✓								<b>G 1</b>	
<b>3326</b>	0.45	69400	66521/20	<b>5 D</b>		✓	✓	✓								<b>F 1</b>	
<b>3130</b>	0.48	69400	15652/5	<b>4 D</b>		✓	✓	✓								<b>E 1</b>	
<b>2805</b>	0.53	69400	378658/135	<b>3 D</b>		✓	✓	✓	✓							<b>D 1</b>	
<b>2388</b>	0.63	69400	35819/15	<b>2 D</b>		✓	✓	✓	✓							<b>C 1</b>	
<b>2047</b>	0.73	69400	10234/5	<b>8 C</b>				✓	✓							<b>B 1</b>	
<b>1763</b>	0.85	69400	158627/90	<b>6 C</b>				✓	✓							<b>A 1</b>	
<b>O4C35</b>				Article No. <b>2LP069.-GB.0-0</b>		Article No. <b>2KJ3104-9...-F H1J</b>											
<b>2336</b>	0.64	69400	58394/25	<b>1 D</b>		✓	✓	✓	✓							<b>B 2</b>	
<b>2123</b>	0.71	69400	116788/55	<b>0 D</b>		✓	✓	✓	✓							<b>A 2</b>	
<b>1806</b>	0.83	69400	1806/1	<b>7 C</b>		✓	✓	✓	✓							<b>X 1</b>	
<b>1642</b>	0.91	69400	18060/11	<b>5 C</b>		✓	✓	✓	✓							<b>W 1</b>	
<b>1465</b>	1.0	69400	21973/15	<b>4 C</b>		✓	✓	✓	✓	✓						<b>V 1</b>	
<b>1313</b>	1.1	69400	14448/11	<b>3 C</b>		✓	✓	✓	✓	✓						<b>U 1</b>	
<b>1184</b>	1.3	69400	17759/15	<b>2 C</b>			✓	✓	✓	✓						<b>T 1</b>	
<b>1093</b>	1.4	69400	71036/65	<b>1 C</b>			✓	✓	✓	✓						<b>S 1</b>	
<b>998</b>	1.5	69400	4988/5	<b>0 C</b>			✓	✓	✓	✓						<b>R 1</b>	
<b>828</b>	1.8	69400	3311/4	<b>8 B</b>			✓	✓	✓	✓	✓					<b>Q 1</b>	
<b>779</b>	1.9	69400	13244/17	<b>7 B</b>			✓	✓	✓	✓	✓					<b>P 1</b>	
<b>736</b>	2.0	69400	6622/9	<b>6 B</b>			✓	✓	✓	✓	✓					<b>N 1</b>	
<b>626</b>	2.4	69400	15652/25	<b>5 B</b>			✓	✓	✓	✓	✓					<b>M 1</b>	
<b>536</b>	2.8	69400	29498/55	<b>4 B</b>				✓	✓	✓	✓	✓				<b>L 1</b>	

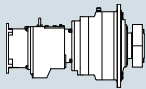
For dimensional drawings of the gear units see page 5/19 onwards.

The gear unit output speed  $n_2$  is applicable for an input speed of  $n_1 = 1500 \text{ rpm}$ .  
For a different input speed the gear unit output speed is calculated according to the following formula:  $n_2 = n_1/i_{tot}$ .

For further options/attachment parts for motor adapters and the associated Article No. see Catalog MD 50.11.

For further information regarding the permissible radial force please refer to page 3/2.





## Planetary gear units, coaxial

Type O.C35 –  $T_{2N} = 15000 \text{ Nm}$

### Selection and ordering data

FLENDER SIP planetary gear unit				Motor adapter		Adapter size										Article No. supplement for SIMOGEAR motor adapter	
$i_{tot}$	$n_2$	$F_{R2,perm}$	$R_{ex}$	Article No. supplement for FLENDER SIP planetary gear unit	Type designation	63	71	80	90	100	112	132	160	180	4	Article No. supplement for SIMOGEAR motor adapter	
–	rpm	N	–														
<b>O4C35</b>				Article No. <b>2LP069.-GB.0-0</b>		Article No. <b>2KJ3107-9...-F H1J</b>											
<b>485</b>	3.1	68300 <sup>1)</sup>	84788/175	<b>3 B</b>			✓	✓	✓	✓	✓					<b>N 1</b>	
<b>434</b>	3.5	66000 <sup>1)</sup>	100204/231	<b>2 B</b>			✓	✓	✓	✓	✓					<b>M 1</b>	
<b>379</b>	4.0	63400 <sup>1)</sup>	119474/315	<b>1 B</b>			✓	✓	✓	✓	✓					<b>L 1</b>	
<b>326</b>	4.6	60600 <sup>1)</sup>	262072/805	<b>0 B</b>			✓	✓	✓	✓	✓					<b>K 1</b>	
<b>O4C35</b>				Article No. <b>2LP069.-GB.0-0</b>		Article No. <b>2KJ3108-9...-H H1J</b>											
<b>305</b>	4.9	59400 <sup>1)</sup>	1438952/4725	<b>8 A</b>					✓	✓	✓	✓				<b>J 1</b>	
<b>265</b>	5.7	57000 <sup>1)</sup>	1372024/5175	<b>7 A</b>					✓	✓	✓	✓				<b>H 1</b>	
<b>227</b>	6.6	54300 <sup>1)</sup>	1070848/4725	<b>6 A</b>					✓	✓	✓	✓				<b>G 1</b>	
<b>194</b>	7.7	51900 <sup>1)</sup>	66928/345	<b>5 A</b>					✓	✓	✓	✓				<b>F 1</b>	
<b>173</b>	8.7	50100 <sup>1)</sup>	23312/135	<b>4 A</b>					✓	✓	✓	✓	✓			<b>E 1</b>	
<b>152</b>	9.9	48200 <sup>1)</sup>	1002416/6615	<b>3 A</b>					✓	✓	✓	✓	✓			<b>D 1</b>	
<b>132</b>	11.4	46200 <sup>1)</sup>	955792/7245	<b>2 A</b>					✓	✓	✓	✓	✓			<b>C 1</b>	
<b>113</b>	13.3	44100 <sup>1)</sup>	745984/6615	<b>1 A</b>					✓	✓	✓	✓	✓			<b>B 1</b>	
<b>96.5</b>	15.5	42100 <sup>1)</sup>	46624/483	<b>0 A</b>					✓	✓	✓	✓	✓			<b>A 1</b>	
<b>O2C35</b>				Article No. <b>2LP069.-1 DB.0-0</b>													
<b>44.8</b>	33.5	33300 <sup>1)</sup>	224/5	<b>F</b>	Available for O2C35: - A-free shaft end, see Page 5/19												
<b>38.2</b>	39.2	31700 <sup>1)</sup>	344/9	<b>E</b>													
<b>33.5</b>	44.7	30500 <sup>1)</sup>	704/21	<b>D</b>													
<b>30.0</b>	50.0	29500 <sup>1)</sup>	30/1	<b>C</b>	Possible on request: - K2/K3 adapter see Chapter 10, Page 10/6												
<b>27.3</b>	55.0	28600 <sup>1)</sup>	736/27	<b>B</b>													
<b>25.1</b>	59.8	28000 <sup>1)</sup>	376/15	<b>A</b>													

✓ Available version

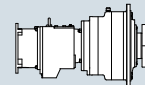
For dimensional drawings of the gear units see page 5/19 onwards.

The gear unit output speed  $n_2$  is applicable for an input speed of  $n_1 = 1500 \text{ rpm}$ .  
For a different input speed the gear unit output speed is calculated according to the following formula:  $n_2 = n_1/i_{tot}$ .

For further options/attachment parts for motor adapters and the associated Article No. see Catalog MD 50.11.

For further information regarding the permissible radial force please refer to page 3/2.

<sup>1)</sup> Rare brief occurrences up to  $F_{R2,perm} = 69400 \text{ N}$  are permissible.



## Selection and ordering data

FLENDER SIP planetary gear unit				Motor adapter												
$i_{tot}$	$n_2$	$F_{R2,perm}$	$R_{ex}$	Article No. supplement for FLENDER SIP planetary gear unit		Adapter size										Article No. supplement for SIMOGEAR motor adapter
–	rpm	N	–	Type designation												
				<b>4</b>	<b>K4</b>	<b>63</b>	<b>71</b>	<b>80</b>	<b>90</b>	<b>100</b>	<b>112</b>	<b>132</b>	<b>160</b>	<b>180</b>	<b>4</b>	
				<b>2</b>	<b>K2</b>			<b>80</b>	<b>90</b>	<b>100</b>	<b>112</b>	<b>132</b>	<b>160</b>	<b>180</b>	<b>2</b>	
				<b>7</b>	<b>KQ</b>		<b>703</b>	<b>704</b>	<b>706</b>		<b>708</b>	<b>710</b>			<b>7</b>	
				<b>8</b>	<b>K8</b>						<b>808</b>	<b>810</b>		<b>813</b>	<b>8</b>	
				<b>5</b>	<b>K5</b>		<b>56</b>		<b>140</b>	<b>180</b>		<b>210</b>	<b>250</b>		<b>5</b>	
				<b>3</b>	<b>K3</b>		<b>56</b>		<b>140</b>	<b>180</b>		<b>210</b>	<b>250</b>		<b>3</b>	
<b>O5C37</b>	Article No. <b>2LP069.-GC.0-0</b>				Article No. <b>2KJ3206-9...-F H1J</b>											
<b>14716</b>	0.10	76000	1986688/135	<b>0 F</b>	✓	✓									<b>S 1</b>	
<b>13085</b>	0.11	76000	981376/75	<b>8 E</b>	✓	✓									<b>R 1</b>	
<b>11489</b>	0.13	76000	287232/25	<b>7 E</b>	✓	✓									<b>Q 1</b>	
<b>10445</b>	0.14	76000	52224/5	<b>6 E</b>	✓	✓									<b>P 1</b>	
<b>8936</b>	0.17	76000	670208/75	<b>5 E</b>	✓	✓									<b>N 1</b>	
<b>8124</b>	0.18	76000	121856/15	<b>4 E</b>	✓	✓									<b>M 1</b>	
<b>7181</b>	0.21	76000	35904/5	<b>3 E</b>	✓	✓	✓								<b>L 1</b>	
<b>6528</b>	0.23	76000	6528/1	<b>2 E</b>	✓	✓	✓								<b>K 1</b>	
<b>5718</b>	0.26	76000	257312/45	<b>1 E</b>	✓	✓	✓								<b>J 1</b>	
<b>5278</b>	0.28	76000	1029248/195	<b>0 E</b>	✓	✓	✓								<b>H 1</b>	
<b>4673</b>	0.32	76000	490688/105	<b>8 D</b>	✓	✓	✓								<b>G 1</b>	
<b>3890</b>	0.39	76000	19448/5	<b>7 D</b>	✓	✓	✓								<b>F 1</b>	
<b>3661</b>	0.41	76000	18304/5	<b>6 D</b>	✓	✓	✓	✓							<b>E 1</b>	
<b>3280</b>	0.46	76000	442816/135	<b>5 D</b>	✓	✓	✓	✓							<b>D 1</b>	
<b>2793</b>	0.54	76000	41888/15	<b>4 D</b>			✓	✓							<b>C 1</b>	
<b>2394</b>	0.63	76000	11968/5	<b>1 D</b>			✓	✓							<b>B 1</b>	
<b>2061</b>	0.73	76000	92752/45	<b>8 C</b>			✓	✓							<b>A 1</b>	
<b>O4C37</b>	Article No. <b>LP069.-GC.0-0</b>				Article No. <b>2KJ3106-9...-F H1J</b>											
<b>2732</b>	0.55	76000	68288/25	<b>3 D</b>	✓	✓	✓	✓							<b>A 2</b>	
<b>2483</b>	0.60	76000	12416/5	<b>2 D</b>	✓	✓	✓	✓							<b>X 1</b>	
<b>2112</b>	0.71	76000	2112/1	<b>0 D</b>	✓	✓	✓	✓							<b>W 1</b>	
<b>1920</b>	0.78	76000	1920/1	<b>7 C</b>	✓	✓	✓	✓							<b>V 1</b>	
<b>1713</b>	0.88	76000	25696/15	<b>6 C</b>	✓	✓	✓	✓	✓						<b>U 1</b>	
<b>1536</b>	0.98	76000	1536/1	<b>5 C</b>		✓	✓	✓	✓						<b>T 1</b>	
<b>1385</b>	1.1	76000	20768/15	<b>4 C</b>		✓	✓	✓	✓						<b>S 1</b>	
<b>1278</b>	1.2	76000	83072/65	<b>3 C</b>		✓	✓	✓	✓						<b>R 1</b>	
<b>1167</b>	1.3	76000	40832/35	<b>2 C</b>		✓	✓	✓	✓						<b>Q 1</b>	
<b>968</b>	1.5	76000	968/1	<b>1 C</b>		✓	✓	✓	✓	✓					<b>P 1</b>	
<b>911</b>	1.6	76000	15488/17	<b>0 C</b>		✓	✓	✓	✓	✓					<b>N 1</b>	
<b>860</b>	1.7	76000	7744/9	<b>8 B</b>		✓	✓	✓	✓	✓					<b>M 1</b>	
<b>732</b>	2.0	76000	18304/25	<b>7 B</b>			✓	✓	✓	✓	✓				<b>L 1</b>	
<b>627</b>	2.4	76000	3136/5	<b>6 B</b>			✓	✓	✓	✓	✓	✓			<b>K 1</b>	

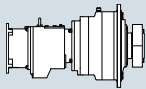
For dimensional drawings of the gear units see page 5/19 onwards.

The gear unit output speed  $n_2$  is applicable for an input speed of  $n_1 = 1500 \text{ rpm}$ .

For a different input speed the gear unit output speed is calculated according to the following formula:  $n_2 = n_1/i_{tot}$ .

For further options/attachment parts for motor adapters and the associated Article No. see Catalog MD 50.11.

For further information regarding the permissible radial force please refer to page 3/2.



## Planetary gear units, coaxial

Type O.C37 –  $T_{2N} = 20000 \text{ Nm}$

### Selection and ordering data

FLENDER SIP planetary gear unit				Motor adapter		Adapter size										Article No. supplement for SIMOGEAR motor adapter	
$i_{tot}$	$n_2$	$F_{R2,perm}$	$R_{ex}$	Article No. supplement for FLENDER SIP planetary gear unit	Type designation	63	71	80	90	100	112	132	160	180	4	Article No. supplement for SIMOGEAR motor adapter	
–	rpm	N	–														
<b>O4C37</b>	Article No. <b>2LP069.-GC.0-0</b>			Article No. <b>2KJ3107-9...-F H1J</b>													
<b>582</b>	2.6	76000	66912/115	<b>5 B</b>			✓	✓	✓	✓	✓					<b>K 1</b>	
<b>514</b>	2.9	75400 <sup>1)</sup>	64288/125	<b>4 B</b>			✓	✓	✓	✓	✓					<b>J 1</b>	
<b>437</b>	3.4	71900 <sup>1)</sup>	1312/3	<b>3 B</b>						✓	✓	✓				<b>H 1</b>	
<b>375</b>	4.0	68600 <sup>1)</sup>	2624/7	<b>2 B</b>						✓	✓	✓	✓			<b>G 1</b>	
<b>367</b>	4.1	68200 <sup>1)</sup>	44408/121	<b>1 B</b>						✓	✓	✓	✓			<b>F 1</b>	
<b>321</b>	4.7	65500 <sup>1)</sup>	52948/165	<b>0 B</b>						✓	✓	✓	✓			<b>E 1</b>	
<b>275</b>	5.4	62500 <sup>1)</sup>	348432/1265	<b>8 A</b>						✓	✓	✓	✓			<b>D 1</b>	
<b>243</b>	6.2	60300 <sup>1)</sup>	334768/1375	<b>7 A</b>						✓	✓	✓	✓			<b>C 1</b>	
<b>207</b>	7.2	57400 <sup>1)</sup>	6832/33	<b>6 A</b>						✓	✓	✓	✓			<b>B 1</b>	
<b>177</b>	8.5	54800 <sup>1)</sup>	1952/11	<b>5 A</b>						✓	✓	✓	✓			<b>A 1</b>	
<b>O4C37</b>	Article No. <b>2LP069.-GC.0-0</b>			Article No. <b>2KJ3108-9...-F H1J</b>													
<b>173</b>	8.7	54600 <sup>1)</sup>	23312/135	<b>4 A</b>						✓	✓	✓	✓	✓		<b>E 1</b>	
<b>152</b>	9.9	52500 <sup>1)</sup>	1002416/6615	<b>3 A</b>						✓	✓	✓	✓	✓		<b>D 1</b>	
<b>132</b>	11.4	50400 <sup>1)</sup>	955792/7245	<b>2 A</b>						✓	✓	✓	✓	✓		<b>C 1</b>	
<b>113</b>	13.3	48000 <sup>1)</sup>	745984/6615	<b>1 A</b>						✓	✓	✓	✓	✓		<b>B 1</b>	
<b>96.5</b>	15.5	45800 <sup>1)</sup>	46624/483	<b>0 A</b>							✓	✓	✓	✓		<b>A 1</b>	
<b>O2C37</b>	Article No. <b>2LP069.-1 DC.0-0</b>																
<b>44.8</b>	33.5	36300 <sup>1)</sup>	224/5	<b>F</b>													
<b>38.2</b>	39.2	34600 <sup>1)</sup>	344/9	<b>E</b>													
<b>33.5</b>	44.7	33200 <sup>1)</sup>	704/21	<b>D</b>													
<b>30.0</b>	50.0	32100 <sup>1)</sup>	30/1	<b>C</b>													
<b>27.3</b>	55.0	31200 <sup>1)</sup>	736/27	<b>B</b>													
<b>25.1</b>	59.8	30600 <sup>1)</sup>	376/15	<b>A</b>													

Available for O2C37:  
- A-free shaft end, see Page 5/19

Possible on request:  
- K2/K3 adapter see Chapter 10, Page 10/6

✓ Available version

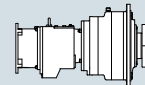
For dimensional drawings of the gear units see page 5/19 onwards.

The gear unit output speed  $n_2$  is applicable for an input speed of  $n_1 = 1500 \text{ rpm}$ .  
For a different input speed the gear unit output speed is calculated according to the following formula:  $n_2 = n_1/i_{tot}$ .

For further options/attachment parts for motor adapters and the associated Article No. see Catalog MD 50.11.

For further information regarding the permissible radial force please refer to page 3/2.

<sup>1)</sup> Rare brief occurrences up to  $F_{R2,perm} = 76000 \text{ N}$  are permissible.



## Selection and ordering data

FLENDER SIP planetary gear unit				Motor adapter														
$i_{\text{tot}}$	$n_2$	$F_{R2, \text{perm}}$	$R_{\text{ex}}$	Article No. supplement for FLENDER SIP planetary gear unit		Adapter size										Article No. supplement for SIMOGEAR motor adapter		
–	rpm	N	–		Type designation	63	71	80	90	100	112	132	160	180	4			
				4	K4										4			
				2	K2			80	90	100	112	132	160	180	2			
				7	KQ		703	704	706		708	710			7			
				8	K8						808	810		813	8			
				5	K5		56		140	180		210	250		5			
				3	K3		56		140	180		210	250		3			
<b>O5C40</b>				Article No. <b>2LP069.-GD.0-0</b>					Article No. <b>2KJ3206-9...-F H1J</b>									
14716	0.10	80800	1986688/135	8	E	✓	✓								S 1			
13085	0.11	80800	981376/75	7	E	✓	✓								R 1			
11489	0.13	80800	287232/25	6	E	✓	✓								Q 1			
10445	0.14	80800	52224/5	5	E	✓	✓								P 1			
8936	0.17	80800	670208/75	4	E	✓	✓	✓							N 1			
8124	0.18	80800	121856/15	3	E	✓	✓	✓							M 1			
7181	0.21	80800	35904/5	2	E	✓	✓	✓							L 1			
6528	0.23	80800	6528/1	1	E	✓	✓	✓							K 1			
5718	0.26	80800	257312/45	0	E	✓	✓	✓							J 1			
5278	0.28	80800	1029248/195	8	D	✓	✓	✓							H 1			
4673	0.32	80800	490688/105	7	D	✓	✓	✓	✓						G 1			
3890	0.39	80800	19448/5	6	D	✓	✓	✓	✓						F 1			
3661	0.41	80800	18304/5	5	D	✓	✓	✓	✓						E 1			
3280	0.46	80800	442816/135	4	D	✓	✓	✓	✓						D 1			
2793	0.54	80800	41888/15	3	D			✓	✓						C 1			
2394	0.63	80800	11968/5	0	D			✓	✓	✓					B 1			
2061	0.73	80800	92752/45	7	C			✓	✓	✓					A 1			
<b>O4C40</b>				Article No. <b>2LP069.-GD.0-0</b>					Article No. <b>2KJ3106-9...-F H1J</b>									
2732	0.55	80800	68288/25	2	D	✓	✓	✓	✓						A 2			
2483	0.60	80800	12416/5	1	D	✓	✓	✓	✓						X 1			
2112	0.71	80800	2112/1	8	C	✓	✓	✓	✓	✓					W 1			
1920	0.78	80800	1920/1	6	C		✓	✓	✓	✓					V 1			
1713	0.88	80800	25696/15	5	C		✓	✓	✓	✓					U 1			
1536	0.98	80800	1536/1	4	C		✓	✓	✓	✓					T 1			
1385	1.1	80800	20768/15	3	C		✓	✓	✓	✓					S 1			
1278	1.2	80800	83072/65	2	C		✓	✓	✓	✓	✓				R 1			
1167	1.3	80800	40832/35	1	C		✓	✓	✓	✓	✓	✓			Q 1			
968	1.5	80800	968/1	0	C			✓	✓	✓	✓	✓	✓		P 1			

For dimensional drawings of the gear units see page 5/19 onwards.

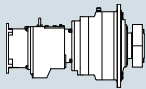
The gear unit output speed  $n_2$  is applicable for an input speed of  $n_1 = 1500 \text{ rpm}$ .

For a different input speed the gear unit output speed is calculated according to the following formula:  $n_2 = n_1/i_{\text{tot}}$ .

For further options/attachment parts for motor adapters and the associated Article No. see Catalog MD 50.11.

For further information regarding the permissible radial force please refer to page 3/2.





## Planetary gear units, coaxial

Type O.C40 –  $T_{2N} = 25000 \text{ Nm}$

### Selection and ordering data

FLENDER SIP planetary gear unit				Motor adapter		Adapter size										Article No. supplement for SIMOGEAR motor adapter	
$i_{\text{tot}}$	$n_2$	$F_{R2,perm}$	$R_{ex}$	Article No. supplement for FLENDER SIP planetary gear unit	Type designation											Article No. supplement for SIMOGEAR motor adapter	
–	rpm	N	–														
<b>O4C40</b>				Article No. <b>2LP069.-GD.0-0</b>		Article No. <b>2KJ3107-9...-F H1J</b>											
<b>866</b>	1.7	80800	21648/25	<b>8 B</b>		✓	✓	✓	✓	✓	✓						<b>N 1</b>
<b>775</b>	1.9	80800	8528/11	<b>7 B</b>		✓	✓	✓	✓	✓	✓						<b>M 1</b>
<b>678</b>	2.2	80800	10168/15	<b>6 B</b>		✓	✓	✓	✓	✓	✓						<b>L 1</b>
<b>582</b>	2.6	80700 <sup>1)</sup>	66912/115	<b>5 B</b>		✓	✓	✓	✓	✓	✓						<b>K 1</b>
<b>514</b>	2.9	77800 <sup>1)</sup>	64288/125	<b>4 B</b>			✓	✓	✓	✓	✓						<b>J 1</b>
<b>437</b>	3.4	74100 <sup>1)</sup>	1312/3	<b>3 B</b>			✓	✓	✓	✓	✓						<b>H 1</b>
<b>375</b>	4.0	70779 <sup>1)</sup>	2624/7	<b>2 B</b>			✓	✓	✓	✓	✓	✓					<b>G 1</b>
<b>367</b>	4.1	70300 <sup>1)</sup>	44408/121	<b>1 B</b>			✓	✓	✓	✓	✓	✓					<b>F 1</b>
<b>321</b>	4.7	67500 <sup>1)</sup>	52948/165	<b>0 B</b>			✓	✓	✓	✓	✓	✓					<b>E 1</b>
<b>275</b>	5.4	64500 <sup>1)</sup>	348432/1265	<b>8 A</b>			✓	✓	✓	✓	✓	✓					<b>D 1</b>
<b>243</b>	6.2	62100 <sup>1)</sup>	334768/1375	<b>7 A</b>				✓	✓	✓	✓	✓					<b>C 1</b>
<b>O4C40</b>				Article No. <b>2LP069.-GD.0-0</b>		Article No. <b>2KJ3108-9...-F H1J</b>											
<b>227</b>	6.6	60800 <sup>1)</sup>	1070848/4725	<b>6 A</b>					✓	✓	✓	✓	✓				<b>G 1</b>
<b>194</b>	7.7	58000 <sup>1)</sup>	66928/345	<b>5 A</b>					✓	✓	✓	✓	✓				<b>F 1</b>
<b>173</b>	8.7	56000 <sup>1)</sup>	23312/135	<b>4 A</b>					✓	✓	✓	✓	✓				<b>E 1</b>
<b>152</b>	9.9	53900 <sup>1)</sup>	1002416/6615	<b>3 A</b>					✓	✓	✓	✓	✓				<b>D 1</b>
<b>132</b>	11.4	51700 <sup>1)</sup>	955792/7245	<b>2 A</b>					✓	✓	✓	✓	✓				<b>C 1</b>
<b>113</b>	13.3	49300 <sup>1)</sup>	745984/6615	<b>1 A</b>						✓	✓	✓	✓				<b>B 1</b>
<b>96.5</b>	15.5	47100 <sup>1)</sup>	46624/483	<b>0 A</b>							✓	✓	✓				<b>A 1</b>
<b>O2C40</b>				Article No. <b>2LP069.-1 DD.0-0</b>													
<b>44.8</b>	33.5	37400 <sup>1)</sup>	224/5	<b>F</b>													
<b>38.2</b>	39.2	35600 <sup>1)</sup>	344/9	<b>E</b>													
<b>33.5</b>	44.7	34300 <sup>1)</sup>	704/21	<b>D</b>													
<b>30.0</b>	50.0	33100 <sup>1)</sup>	30/1	<b>C</b>													
<b>27.3</b>	55.0	32200 <sup>1)</sup>	736/27	<b>B</b>													
<b>25.1</b>	59.8	31400 <sup>1)</sup>	376/15	<b>A</b>													

Available for O2C40:  
- A-free shaft end, see Page 5/19

Possible on request:  
- K2/K3 adapter see Chapter 10, Page 10/6

✓ Available version

For dimensional drawings of the gear units see page 5/19 onwards.

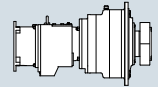
The gear unit output speed  $n_2$  is applicable for an input speed of  $n_1 = 1500 \text{ rpm}$ .

For a different input speed the gear unit output speed is calculated according to the following formula:  $n_2 = n_1/i_{\text{tot}}$ .

For further options/attachment parts for motor adapters and the associated Article No. see Catalog MD 50.11.

For further information regarding the permissible radial force please refer to page 3/2.

<sup>1)</sup> Rare brief occurrences up to  $F_{R2,perm} = 80800 \text{ N}$  are permissible.



## Selection and ordering data

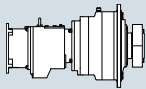
FLENDER SIP planetary gear unit				Motor adapter												
$i_{tot}$	$n_2$	$F_{R2,perm}$	$R_{ex}$	Article No. supplement for FLENDER SIP planetary gear unit		Adapter size										Article No. supplement for SIMOGEAR motor adapter
–	rpm	N	–		Type designation	71	80	90	100	112	132	160	180	200	225	4
				<b>4</b>	<b>K4</b>											<b>4</b>
				<b>2</b>	<b>K2</b>		80	90	100	112	132	160	180	200	225	<b>2</b>
				<b>7</b>	<b>KQ</b>	703	704	706		708	710					<b>7</b>
				<b>8</b>	<b>K8</b>					808	810		813		816	<b>8</b>
				<b>5</b>	<b>K5</b>	56		140	180		210	250		280	320	<b>5</b>
				<b>3</b>	<b>K3</b>	56		140	180		210	250		280	320	<b>3</b>
<b>O5C45</b>				Article No. <b>2LP069-GE.0-0</b>		Article No. <b>2KJ3207-9...-F H1J</b>										
<b>14794</b>	0.10	107700	369861/25	<b>7 E</b>		✓										<b>S 1</b>
<b>13449</b>	0.11	107700	739722/55	<b>6 E</b>		✓	✓									<b>R 1</b>
<b>11439</b>	0.13	107700	11439/1	<b>5 E</b>		✓	✓									<b>Q 1</b>
<b>10399</b>	0.14	107700	114390/11	<b>4 E</b>		✓	✓									<b>P 1</b>
<b>9278</b>	0.16	107700	92783/10	<b>3 E</b>		✓	✓									<b>N 1</b>
<b>8319</b>	0.18	107700	91512/11	<b>2 E</b>		✓	✓									<b>M 1</b>
<b>7499</b>	0.20	107700	74989/10	<b>1 E</b>		✓	✓									<b>L 1</b>
<b>6922</b>	0.22	107700	449934/65	<b>0 E</b>		✓	✓									<b>K 1</b>
<b>6319</b>	0.24	107700	221154/35	<b>8 D</b>		✓	✓	✓								<b>J 1</b>
<b>5243</b>	0.29	107700	41943/8	<b>7 D</b>		✓	✓	✓								<b>H 1</b>
<b>4887</b>	0.31	107700	83086/17	<b>6 D</b>		✓	✓	✓								<b>G 1</b>
<b>4660</b>	0.32	107700	13981/3	<b>5 D</b>		✓	✓	✓								<b>F 1</b>
<b>3966</b>	0.38	107700	99138/25	<b>4 D</b>		✓	✓	✓								<b>E 1</b>
<b>3397</b>	0.44	107700	186837/55	<b>3 D</b>			✓	✓	✓							<b>D 1</b>
<b>2987</b>	0.50	107700	59737/20	<b>2 D</b>			✓	✓	✓							<b>C 1</b>
<b>2520</b>	0.60	107700	289788/115	<b>1 D</b>			✓	✓	✓							<b>B 1</b>
<b>2196</b>	0.68	107700	274536/125	<b>7 C</b>		✓	✓	✓	✓							<b>A 1</b>
<b>O4C45</b>				Article No. <b>2LP069-GE.0-0</b>		Article No. <b>2KJ3107-9...-F H1J</b>										
<b>2440</b>	0.61	107700	61008/25	<b>0 D</b>		✓	✓	✓								<b>A 2</b>
<b>2218</b>	0.68	107700	122016/55	<b>8 C</b>		✓	✓	✓								<b>X 1</b>
<b>1990</b>	0.75	107700	29848/15	<b>6 C</b>		✓	✓	✓	✓							<b>W 1</b>
<b>1789</b>	0.84	107700	19680/11	<b>5 C</b>		✓	✓	✓	✓	✓						<b>V 1</b>
<b>1618</b>	0.93	107700	24272/15	<b>4 C</b>		✓	✓	✓	✓	✓						<b>U 1</b>
<b>1494</b>	1.0	107700	97088/65	<b>3 C</b>		✓	✓	✓	✓	✓						<b>T 1</b>
<b>1368</b>	1.1	107700	47888/35	<b>2 C</b>			✓	✓	✓	✓	✓					<b>S 1</b>
<b>1148</b>	1.3	107700	1148/1	<b>1 C</b>			✓	✓	✓	✓	✓					<b>R 1</b>
<b>1080</b>	1.4	107700	18368/17	<b>0 C</b>			✓	✓	✓	✓	✓					<b>Q 1</b>
<b>991</b>	1.5	107700	44608/45	<b>8 B</b>			✓	✓	✓	✓	✓					<b>P 1</b>
<b>866</b>	1.7	107700	21648/25	<b>7 B</b>			✓	✓	✓	✓	✓					<b>N 1</b>
<b>775</b>	1.9	107700	8528/11	<b>6 B</b>			✓	✓	✓	✓	✓					<b>M 1</b>

For dimensional drawings of the gear units see page 5/19 onwards.

The gear unit output speed  $n_2$  is applicable for an input speed of  $n_1 = 1500 \text{ rpm}$ .  
For a different input speed the gear unit output speed is calculated according to the following formula:  $n_2 = n_1/i_{tot}$ .

For further options/attachment parts for motor adapters and the associated Article No. see Catalog MD 50.11.

For further information regarding the permissible radial force please refer to page 3/2.



## Planetary gear units, coaxial

Type O.C45 –  $T_{2N} = 35000 \text{ Nm}$

### Selection and ordering data

FLENDER SIP planetary gear unit				Motor adapter												
$i_{tot}$	$n_2$	$F_{R2,perm}$	$R_{ex}$	Adapter size												
–	rpm	N	–	Article No. supplement for SIMOGEAR motor adapter												
				Article No. supplement for FLENDER SIP planetary gear unit												
				Type designation												
				4	K4	71	80	90	100	112	132	160	180	200	225	4
				2	K2		80	90	100	112	132	160	180	200	225	2
				7	KQ	703	704	706		708	710				7	
				8	K8					808	810		813		8	
				5	K5	56		140	180		210	250		280	320	5
				3	K3	56		140	180		210	250		280	320	3
O4C45				Article No. 2LP069.-GE.0-0				Article No. 2KJ3108-9...-F H1J								
702	2.1	107700	438592/625	5 B				✓	✓	✓	✓	✓				L 1
620	2.4	107700	139552/225	4 B					✓	✓	✓	✓				K 1
544	2.8	107700	122464/225	3 B					✓	✓	✓	✓				J 1
474	3.2	104500 <sup>1)</sup>	817376/1725	2 B					✓	✓	✓	✓				H 1
405	3.7	99700 <sup>1)</sup>	91136/225	1 B					✓	✓	✓	✓	✓			G 1
347	4.3	95200 <sup>1)</sup>	39872/115	0 B					✓	✓	✓	✓	✓			F 1
309	4.9	95200 <sup>1)</sup>	13888/45	8 A					✓	✓	✓	✓	✓			E 1
271	5.5	91900 <sup>1)</sup>	85312/315	7 A					✓	✓	✓	✓	✓			D 1
236	6.4	88400 <sup>1)</sup>	81344/345	6 A					✓	✓	✓	✓	✓			C 1
202	7.4	80900 <sup>1)</sup>	63488/315	5 A					✓	✓	✓	✓	✓			B 1
173	8.7	77200 <sup>1)</sup>	3968/23	4 A						✓	✓	✓	✓			A 1
O4C45				Article No. 2LP069.-GE.0-0				Article No. 2KJ3110-9...-F H1J								
163	9.2	75800 <sup>1)</sup>	256432/1575	3 A					✓	✓	✓	✓	✓	✓		D 1
142	10.6	72800 <sup>1)</sup>	81592/575	2 A					✓	✓	✓	✓	✓	✓		C 1
130	11.6	70800 <sup>1)</sup>	5828/45	1 A						✓	✓	✓	✓	✓		B 1
111	13.5	67700 <sup>1)</sup>	64108/575	0 A						✓	✓	✓	✓	✓		A 1
O2C45				Article No. 2LP069.-1 DE.0-0												
44.8	33.5	51500 <sup>1)</sup>	224/5	F												
38.2	39.2	49100 <sup>1)</sup>	344/9	E												
33.5	44.7	47200 <sup>1)</sup>	704/21	D												
30.0	50.0	45600 <sup>1)</sup>	30/1	C												
27.3	55.0	44300 <sup>1)</sup>	736/27	B												
25.1	59.8	43200 <sup>1)</sup>	125.333/5	A												

Available for O2C45:  
- A-free shaft end, see Page 5/19

Possible on request:  
- K2/K3 adapter see Chapter 10, Page 10/6

✓ Available version

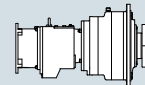
For dimensional drawings of the gear units see page 5/19 onwards.

The gear unit output speed  $n_2$  is applicable for an input speed of  $n_1 = 1500 \text{ rpm}$ .  
For a different input speed the gear unit output speed is calculated according to the following formula:  $n_2 = n_1/i_{tot}$ .

For further options/attachment parts for motor adapters and the associated Article No. see Catalog MD 50.11.

For further information regarding the permissible radial force please refer to page 3/2.

<sup>1)</sup> Rare brief occurrences up to  $F_{R2,perm} = 107700 \text{ N}$  are permissible.



## Selection and ordering data

FLENDER SIP planetary gear unit				Motor adapter													
$i_{\text{tot}}$	$n_2$	$F_{R2, \text{perm}}$	$R_{\text{ex}}$	Article No. supplement for FLENDER SIP planetary gear unit		Adapter size										Article No. supplement for SIMOGEAR motor adapter	
–	rpm	N	–		Type designation	71	80	90	100	112	132	160	180	200	225	4	
				4	K4											4	
				2	K2		80	90	100	112	132	160	180	200	225	2	
				7	KQ	703	704	706		708	710					7	
				8	K8					808	810		813		816	8	
				5	K5	56		140	180		210	250		280	320	5	
				3	K3	56		140	180		210	250		280	320	3	
<b>O5C50</b>				Article No. <b>2LP069-<span style="background-color: #d3d3d3;">GF.0-<span style="background-color: #d3d3d3;">  </span>.0</span></b>		Article No. <b>2KJ3207-9...<span style="background-color: #d3d3d3;">-F<span style="background-color: #d3d3d3;">  </span>H1J</span></b>											
14794	0.10	121300	369861/25	7	E	✓	✓									S 1	
13449	0.11	121300	739722/55	6	E	✓	✓									R 1	
11439	0.13	121300	11439/1	5	E	✓	✓									Q 1	
10399	0.14	121300	114390/11	4	E	✓	✓									P 1	
9278	0.16	121300	92783/10	3	E	✓	✓									N 1	
8319	0.18	121300	91512/11	2	E	✓	✓	✓								M 1	
7499	0.20	121300	74989/10	1	E	✓	✓	✓								L 1	
6922	0.22	121300	449934/65	0	E	✓	✓	✓								K 1	
6319	0.24	121300	221154/35	8	D	✓	✓	✓								J 1	
5243	0.29	121300	41943/8	7	D	✓	✓	✓								H 1	
4934.47	0.30	121300	83886/17	6	D	✓	✓	✓								G 1	
4660	0.32	121300	13981/3	5	D	✓	✓	✓								F 1	
3966	0.38	121300	99138/25	4	D	✓	✓	✓	✓							E 1	
3397	0.44	121300	186837/55	3	D		✓	✓	✓							D 1	
2987	0.50	121300	59737/20	2	D		✓	✓	✓							C 1	
2520	0.60	121300	289788/115	1	D		✓	✓	✓							B 1	
2196	0.68	121300	274536/125	7	C		✓	✓	✓	✓						A 1	
<b>O4C50</b>				Article No. <b>2LP069-<span style="background-color: #d3d3d3;">GF.0-<span style="background-color: #d3d3d3;">  </span>.0</span></b>		Article No. <b>2KJ3107-9...<span style="background-color: #d3d3d3;">-F<span style="background-color: #d3d3d3;">  </span>H1J</span></b>											
2440	0.61	121300	61008/25	0	D	✓	✓	✓								A 2	
2218	0.68	121300	122016/55	8	C	✓	✓	✓								X 1	
1990	0.75	121300	29848/15	6	C	✓	✓	✓	✓	✓						W 1	
1789	0.84	121300	19680/11	5	C	✓	✓	✓	✓	✓						V 1	

For dimensional drawings of the gear units see page 5/19 onwards.

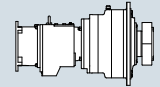
The gear unit output speed  $n_2$  is applicable for an input speed of  $n_1 = 1500 \text{ rpm}$ .  
For a different input speed the gear unit output speed is calculated according to the following formula:  $n_2 = n_1/i_{\text{tot}}$ .

For further options/attachment parts for motor adapters and the associated Article No. see Catalog MD 50.11.

For further information regarding the permissible radial force please refer to page 3/2.







## Selection and ordering data

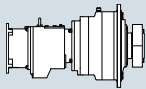
FLENDER SIP planetary gear unit				Motor adapter													
$i_{tot}$	$n_2$	$F_{R2,perm}$	$R_{ex}$	Adapter size													
–	rpm	N	–	Article No. supplement for FLENDER SIP planetary gear unit													Article No. supplement for SIMOGEAR motor adapter
				Type designation													
				4	K4	80	90	100	112	132	160	180	200	225	250	4	
				2	K2	80	90	100	112	132	160	180	200	225	250	280	2
				7	KQ	704	706		708	710						7	
				8	K8				808	810		813		816		818	8
				5	K5		140	180		210	250		280	320	360		5
				3	K3		140	180		210	250		280	320	360		3
<b>O5C55</b>	Article No. <b>2LP069-<span style="color:blue">■</span>GG.0-<span style="color:blue">■</span>.0</b>				Article No. <b>2KJ3208-9...<span style="color:blue">■</span>-F<span style="color:blue">■</span>H1J</b>												
13960	0.11	155400	29664768/2125	0	F	✓											S 1
12691	0.12	155400	59329536/4675	8	E	✓											R 1
11383	0.13	155400	14513408/1275	7	E	✓	✓										Q 1
10235	0.15	155400	1913856/187	6	E	✓	✓										P 1
9257	0.16	155400	11802112/1275	5	E	✓	✓										N 1
8545	0.18	155400	47208448/5525	4	E	✓	✓										M 1
7827	0.19	155400	3326464/425	3	E	✓	✓										L 1
6567	0.23	155400	558208/85	2	E	✓	✓	✓									K 1
6181	0.24	155400	8931328/1445	1	E	✓	✓	✓									J 1
5671	0.26	155400	1275904/225	0	E	✓	✓	✓									H 1
4954	0.30	155400	10526208/2125	8	D	✓	✓	✓									G 1
4435	0.34	155400	4146688/935	7	D	✓	✓	✓									F 1
3878	0.39	155400	4944128/1275	6	D	✓	✓	✓									E 1
3328	0.45	155400	1913856/575	5	D	✓	✓	✓	✓								D 1
2942	0.51	155400	31259648/10625	4	D	✓	✓	✓	✓								C 1
2502	0.60	155400	637952/255	2	D			✓	✓	✓							B 1
2144	0.70	155400	182272/85	0	D			✓	✓	✓							A 1
<b>O4C55</b>	Article No. <b>2LP069-<span style="color:blue">■</span>GG.0-<span style="color:blue">■</span>.0</b>				Article No. <b>2KJ3108-9...<span style="color:blue">■</span>-F<span style="color:blue">■</span>H1J</b>												
2570	0.58	155400	578144/225	3	D	✓	✓	✓	✓								A 2
2320	0.65	155400	637952/275	1	D	✓	✓	✓	✓								X 1
2104	0.71	155400	94696/45	8	C	✓	✓	✓	✓								W 1
1942	0.77	155400	378784/195	7	C	✓	✓	✓	✓								V 1
1766	0.85	155400	44144/25	6	C	✓	✓	✓	✓	✓							U 1
1495	1.0	155400	7476/5	5	C	✓	✓	✓	✓	✓							T 1
1407	1.1	155400	119616/85	4	C	✓	✓	✓	✓	✓							S 1
1300	1.2	155400	877184/675	3	C		✓	✓	✓	✓	✓						R 1
1156	1.3	155400	144536/125	2	C		✓	✓	✓	✓	✓						Q 1
1027	1.5	155400	169456/165	1	C		✓	✓	✓	✓	✓						P 1
919	1.6	155400	206836/225	0	C		✓	✓	✓	✓	✓						N 1
786	1.9	155400	1355648/1725	8	B		✓	✓	✓	✓	✓						M 1

For dimensional drawings of the gear units see page 5/19 onwards.

The gear unit output speed  $n_2$  is applicable for an input speed of  $n_1 = 1500 \text{ rpm}$ .  
For a different input speed the gear unit output speed is calculated according to the following formula:  $n_2 = n_1/i_{tot}$ .

For further options/attachment parts for motor adapters and the associated Article No. see Catalog MD 50.11.

For further information regarding the permissible radial force please refer to page 3/2.



## Planetary gear units, coaxial

Type O.C55 –  $T_{2N} = 65000 \text{ Nm}$

### Selection and ordering data

FLENDER SIP planetary gear unit				Motor adapter													
$i_{\text{tot}}$	$n_2$	$F_{R2,perm}$	$R_{ex}$	Adapter size													
–	rpm	N	–	Article No. supplement for FLENDER SIP planetary gear unit												Article No. supplement for SIMOGEAR motor adapter	
				Type designation													
				4	K4	80	90	100	112	132	160	180	200	225	250	4	
				2	K2	80	90	100	112	132	160	180	200	225	250	280	2
				7	KQ	704	706		708	710						7	
				8	K8				808	810		813		816		818	8
				5	K5		140	180		210	250		280	320	360		5
				3	K3		140	180		210	250		280	320	360		3
<b>O4C55</b>				Article No. <b>2LP069.-GG.0-..0</b>				Article No. <b>2KJ3110-9...-F..H1J</b>									
<b>738</b>	2.0	155400	5168/7	<b>7 B</b>			✓	✓	✓	✓	✓						<b>M 1</b>
<b>650</b>	2.3	152500 <sup>1)</sup>	14960/23	<b>6 B</b>			✓	✓	✓	✓	✓						<b>L 1</b>
<b>570</b>	2.6	146600 <sup>1)</sup>	11968/21	<b>5 B</b>			✓	✓	✓	✓	✓						<b>K 1</b>
<b>497</b>	3.0	140600 <sup>1)</sup>	11424/23	<b>4 B</b>			✓	✓	✓	✓	✓						<b>J 1</b>
<b>453</b>	3.3	136800 <sup>1)</sup>	1360/3	<b>3 B</b>			✓	✓	✓	✓	✓	✓					<b>H 1</b>
<b>390</b>	3.8	130800 <sup>1)</sup>	8976/23	<b>2 B</b>					✓	✓	✓	✓					<b>G 1</b>
<b>377</b>	4.0	129500 <sup>1)</sup>	9424/25	<b>1 B</b>			✓	✓	✓	✓	✓	✓	✓				<b>F 1</b>
<b>332</b>	4.5	124600 <sup>1)</sup>	38192/115	<b>0 B</b>					✓	✓	✓	✓	✓	✓			<b>E 1</b>
<b>291</b>	5.2	119800 <sup>1)</sup>	21824/75	<b>8 A</b>					✓	✓	✓	✓	✓	✓			<b>D 1</b>
<b>254</b>	5.9	114900 <sup>1)</sup>	145824/575	<b>7 A</b>					✓	✓	✓	✓	✓	✓			<b>C 1</b>
<b>231</b>	6.5	111800 <sup>1)</sup>	3472/15	<b>6 A</b>						✓	✓	✓	✓	✓			<b>B 1</b>
<b>199</b>	7.5	106900 <sup>1)</sup>	114576/575	<b>5 A</b>						✓	✓	✓	✓	✓			<b>A 1</b>
<b>O4C55</b>				Article No. <b>2LP069.-GG.0-..0</b>				Article No. <b>2KJ3111-9...-H..H1J</b>									
<b>188</b>	8.0	105000 <sup>1)</sup>	410592/2185	<b>4 A</b>					✓	✓	✓	✓	✓	✓			<b>D 1</b>
<b>170</b>	8.8	102000 <sup>1)</sup>	16168/95	<b>3 A</b>					✓	✓	✓	✓	✓	✓			<b>C 1</b>
<b>148</b>	10.1	97800 <sup>1)</sup>	323736/2185	<b>2 A</b>					✓	✓	✓	✓	✓	✓			<b>B 1</b>
<b>O4C55</b>				Article No. <b>2LP069.-GG.0-..0</b>				Article No. <b>2KJ3112-9...-F..H1J</b>									
<b>131</b>	11.4	94300 <sup>1)</sup>	1228768/9375	<b>1 A</b>					✓	✓	✓	✓	✓	✓	✓		<b>B 1</b>
<b>102</b>	14.6	87600 <sup>1)</sup>	371488/3625	<b>0 A</b>						✓	✓	✓	✓	✓	✓		<b>A 1</b>
<b>O2C55</b>				Article No. <b>2LP069.-1 DG.0-0..0</b>													
<b>44.8</b>	33.5	68300 <sup>1)</sup>	224/5	<b>F</b>													
<b>38.2</b>	39.2	65100 <sup>1)</sup>	344/9	<b>E</b>													
<b>33.5</b>	44.7	62600 <sup>1)</sup>	704/21	<b>D</b>													
<b>30.0</b>	50.0	60600 <sup>1)</sup>	30/1	<b>C</b>													
<b>27.3</b>	55.0	58800 <sup>1)</sup>	736/27	<b>B</b>													
<b>25.1</b>	59.8	57400 <sup>1)</sup>	376/15	<b>A</b>													

✓ Available version

For dimensional drawings of the gear units see page 5/19 onwards.

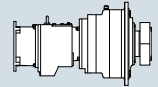
The gear unit output speed  $n_2$  is applicable for an input speed of  $n_1 = 1500 \text{ rpm}$ .

For a different input speed the gear unit output speed is calculated according to the following formula:  $n_2 = n_1/i_{\text{tot}}$ .

For further options/attachment parts for motor adapters and the associated Article No. see Catalog MD 50.11.

For further information regarding the permissible radial force please refer to page 3/2.

<sup>1)</sup> Rare brief occurrences up to  $F_{R2,perm} = 155400 \text{ N}$  are permissible.



## Selection and ordering data

FLENDER SIP planetary gear unit				Motor adapter													
$i_{tot}$	$n_2$	$F_{R2,perm}$	$R_{ex}$	Adapter size													
–	rpm	N	–	Article No. supplement for FLENDER SIP planetary gear unit													Article No. supplement for SIMOGEAR motor adapter
				Type designation													
				4	K4	80	90	100	112	132	160	180	200	225	250	4	
				2	K2	80	90	100	112	132	160	180	200	225	250	280	2
				7	KQ	704	706		708	710							7
				8	K8				808	810		813		816		818	8
5	K5		140	180		210	250		280	320	360		5				
3	K3		140	180		210	250		280	320	360		3				
<b>O5C60</b>	Article No. 2LP069- <b>GH.0-0</b>			Article No. 2KJ3208-9...-F H1J													
13960	0.11	216200	29664768/2125	0 F	✓	✓								S 1			
12691	0.12	216200	59329536/4675	8 E	✓	✓								R 1			
11383	0.13	216200	14513408/1275	7 E	✓	✓								Q 1			
10235	0.15	216200	1913856/187	6 E	✓	✓								P 1			
9257	0.16	216200	11802112/1275	5 E	✓	✓								N 1			
8545	0.18	216200	47208448/5525	4 E	✓	✓								M 1			
7827	0.19	216200	3326464/425	3 E	✓	✓	✓							L 1			
6567	0.23	216200	558208/85	2 E	✓	✓	✓							K 1			
6181	0.24	216200	8931104/1445	1 E	✓	✓	✓							J 1			
5671	0.26	216200	1275904/225	0 E	✓	✓	✓							H 1			
4954	0.30	216200	10526208/2125	8 D	✓	✓	✓							G 1			
4435	0.34	216200	4146688/935	7 D	✓	✓	✓	✓						F 1			
3878	0.39	216200	4944128/1275	6 D	✓	✓	✓	✓						E 1			
3328	0.45	216200	1913856/575	5 D	✓	✓	✓	✓						D 1			
2942	0.51	216200	31259648/10625	4 D	✓	✓	✓	✓	✓					C 1			
2502	0.60	216200	637952/255	2 D			✓	✓	✓					B 1			
2144	0.70	216200	182272/85	0 D			✓	✓	✓					A 1			
<b>O4C60</b>	Article No. 2LP069- <b>GH.0-0</b>			Article No. 2KJ3108-9...-F H1J													
2570	0.58	216200	578144/225	3 D	✓	✓	✓	✓						A 2			
2320	0.65	216200	637952/275	1 D	✓	✓	✓	✓						X 1			
2104	0.71	216200	94696/45	8 C	✓	✓	✓	✓						W 1			
1942	0.77	216200	378784/195	7 C	✓	✓	✓	✓						V 1			
1766	0.85	216200	44144/25	6 C	✓	✓	✓	✓	✓					U 1			

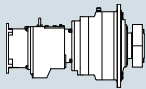
For dimensional drawings of the gear units see page 5/19 onwards.

The gear unit output speed  $n_2$  is applicable for an input speed of  $n_1 = 1500 \text{ rpm}$ .  
For a different input speed the gear unit output speed is calculated according to the following formula:  $n_2 = n_1/i_{tot}$ .

For further options/attachment parts for motor adapters and the associated Article No. see Catalog MD 50.11.

For further information regarding the permissible radial force please refer to page 3/2.





## Planetary gear units, coaxial

Type O.C60 –  $T_{2N} = 80000 \text{ Nm}$

### Selection and ordering data

FLENDER SIP planetary gear unit				Motor adapter													
$i_{tot}$	$n_2$	$F_{R2,perm}$	$R_{ex}$	Adapter size													
–	rpm	N	–	Article No. supplement for SIMOGEAR motor adapter													
				Article No. supplement for FLENDER SIP planetary gear unit											Article No. supplement for SIMOGEAR motor adapter		
				Type design.													
				4	K4	80	90	100	112	132	160	180	200	225	250	4	
				2	K2	80	90	100	112	132	160	180	200	225	250	280	2
				7	KQ	704	706		708	710						7	
				8	K8				808	810		813		816	818	8	
				5	K5		140	180		210	250		280	320	360	5	
				3	K3		140	180		210	250		280	320	360	3	
<b>O4C60</b>				Article No. <b>2LP069.-GH.0-..0</b>				Article No. <b>2KJ3110-9...-F..H1J</b>									
1708	0.88	216200	15368/9	5	C	✓	✓	✓	✓	✓						U 1	
1510	0.99	216200	7548/5	4	C		✓	✓	✓	✓	✓					T 1	
1348	1.1	216200	14824/11	3	C		✓	✓	✓	✓	✓					S 1	
1213	1.2	216200	3638/3	2	C		✓	✓	✓	✓	✓					R 1	
1053	1.4	216200	24208/23	1	C		✓	✓	✓	✓	✓					Q 1	
947	1.6	216200	23664/25	0	C		✓	✓		✓	✓					P 1	
827	1.8	216200	2482/3	8	B		✓	✓	✓	✓	✓					N 1	
738	2.0	216200	5168/7	7	B			✓	✓	✓	✓	✓				M 1	
650	2.3	212100 <sup>1)</sup>	14960/23	6	B			✓	✓	✓	✓	✓				L 1	
570	2.6	203900 <sup>1)</sup>	11968/21	5	B			✓	✓	✓	✓	✓	✓			K 1	
497	3.0	195600 <sup>1)</sup>	11424/23	4	B			✓	✓	✓	✓	✓	✓			J 1	
453	3.3	190300 <sup>1)</sup>	1360/3	3	B			✓	✓	✓	✓	✓	✓	✓		H 1	
390	3.8	182000 <sup>1)</sup>	8976/23	2	B				✓	✓	✓	✓	✓	✓		G 1	
377	4.0	180100 <sup>1)</sup>	9424/25	1	B				✓	✓	✓	✓	✓	✓		F 1	
332	4.5	173400 <sup>1)</sup>	38192/115	0	B				✓	✓	✓	✓	✓	✓		E 1	
291	5.2	166600 <sup>1)</sup>	21824/75	8	A					✓	✓	✓	✓	✓		D 1	
254	5.9	159900 <sup>1)</sup>	145824/575	7	A					✓	✓	✓	✓	✓		C 1	
231	6.5	155600 <sup>1)</sup>	3472/15	6	A					✓	✓	✓	✓	✓		B 1	
199	7.5	148700 <sup>1)</sup>	114576/575	5	A					✓	✓	✓	✓	✓		A 1	
<b>O4C60</b>				Article No. <b>2LP069.-GH.0-..0</b>				Article No. <b>2KJ3111-9...-H..H1J</b>									
188	8.0	146100 <sup>1)</sup>	410592/2185	4	A					✓	✓	✓	✓	✓	✓	D 1	
170	8.8	141900 <sup>1)</sup>	16168/95	3	A					✓	✓	✓	✓	✓		C 1	
<b>O4C60</b>				Article No. <b>2LP069.-GH.0-..0</b>				Article No. <b>2KJ3112-9...-F..H1J</b>									
149	10.0	136400	242896/1625	2	A					✓	✓	✓	✓	✓	✓	C 1	
131	11.4	131200	1228768/9375	1	A						✓	✓	✓	✓	✓	B 1	
102	14.6	121800	371488/3625	0	A						✓	✓	✓	✓	✓	A 1	
<b>O2C60</b>				Article No. <b>2LP069.-1DH.0-0..0</b>													
44.8	33.5	95000	224/5		F												
38.2	39.2	90600	344/9		E												
33.5	44.7	87100	704/21		D												
30.0	50.0	84300	30/1		C												
27.3	55.0	81900	736/27		B												
25.1	59.8	79800	376/15		A												

Available for O2C60:  
- A-free shaft end, see Page 5/19

Possible on request:  
- K2/K3 adapter see Chapter 10, Page 10/6

✓ Available version

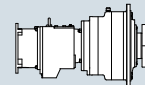
For dimensional drawings of the gear units see page 5/19 onwards.

The gear unit output speed  $n_2$  is applicable for an input speed of  $n_1 = 1500 \text{ rpm}$ .  
For a different input speed the gear unit output speed is calculated according to the following formula:  $n_2 = n_1/i_{tot}$ .

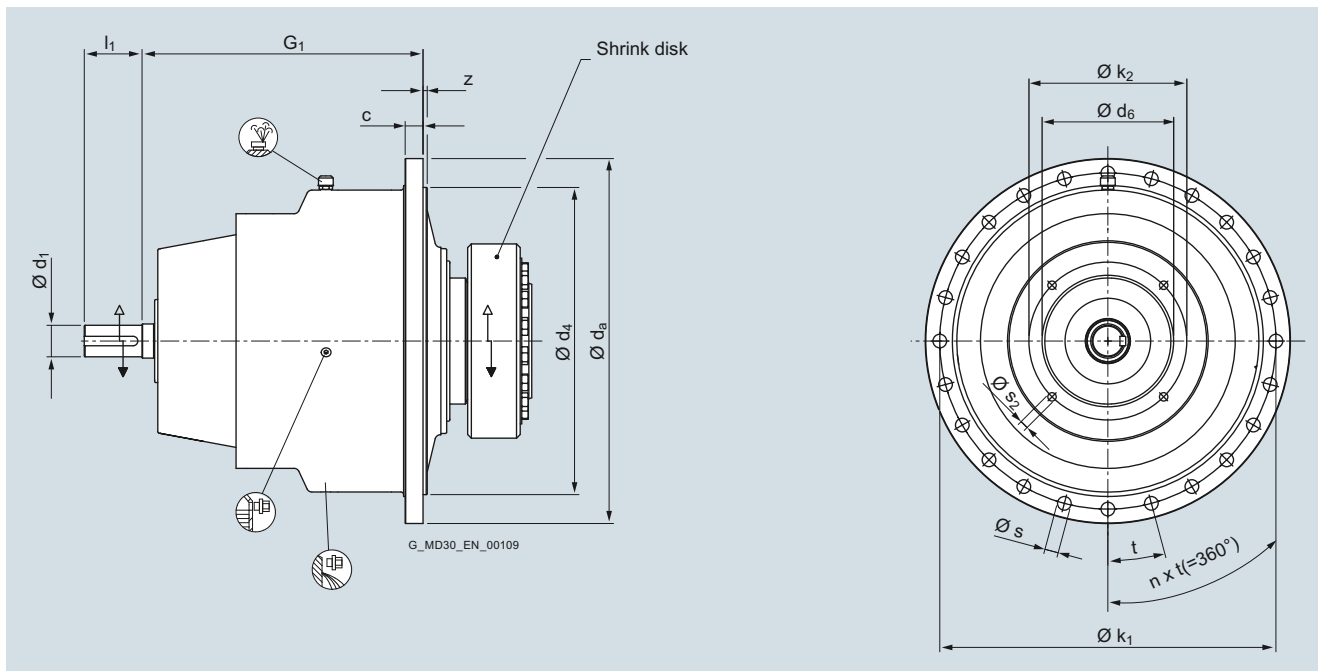
For further options/attachment parts for motor adapters and the associated Article No. see Catalog MD 50.11.

For further information regarding the permissible radial force please refer to page 3/2.

<sup>1)</sup> Rare brief occurrences up to  $F_{R2,perm} = 216200 \text{ N}$  are permissible.

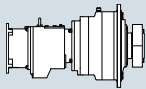


## Selection and ordering data



O2RC Gear unit size	Dimensions in mm													
	Shaft end drive end			Flange										
	$\varnothing d_1^{1)}$	$l_1$	$c$	$\varnothing d_a$	$\varnothing d_4 f7$	$\varnothing d_6$	$G_1$	$\varnothing k_1$	$\varnothing k_2$	$z$	$\varnothing s_1$	$\varnothing s_2$	$n$	$t$
<b>30</b>	40	70	17	375	290	130 K7	354	335	165	8	17.5	M10	16	22.5°
<b>35</b>	40	70	17	425	340	130 K7	373	385	165	8	17.5	M10	20	18°
<b>37</b>	45	80	19	450	370	180 K7	393	410	215	8	17.5	M12	24	15°
<b>40</b>	45	80	19	480	390	180 K7	399	435	215	8	22	M12	18	20°
<b>45</b>	50	100	19	540	445	230 K7	428	490	265	8	22	M12	20	18°
<b>50</b>	50	100	24	585	495	230 K7	450	540	265	8	22	M12	24	15°
<b>55</b>	60	110	29	650	535	250 M7	516	595	300	8	26	M16	24	15°
<b>60</b>	60	110	34	695	585	250 M7	535	640	300	8	26	M16	24	15°

<sup>1)</sup> Shaft diameter  $d_1 < 100 \rightarrow$  tolerance m6  
For shaft end  $d_1$  with parallel key in accordance with DIN 6885-1  
and central holes, see Page 7/2.



## Planetary gear units, coaxial

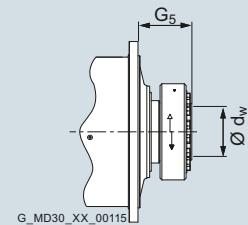
### Gear unit dimensions – LSS end – type O2

#### Selection and ordering data

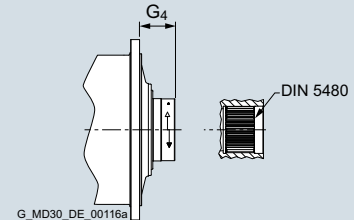
##### Output

Position of the Article No.		1 to 6		7	8	9	10	11	12	13	14	15	16
Article No.		<b>ZLP069</b>		<b>-</b>	<b>G</b>	<b>.</b>	<b>0</b>	<b>-</b>	<b>0</b>	<b>.</b>	<b>0</b>	<b>.</b>	<b>0</b>
Gear unit size	Dimensions in mm		Oil quantity approx.	Weight, approx.									
	$G_5$	$\varnothing d_w$ H7	l	kg <sup>1)</sup>									
<b>30</b>	133	90	4.00	100									
<b>35</b>	138	100	4.30	130									
<b>37</b>	149	110	5.50	167									
<b>40</b>	152	120	6.00	186									
<b>45</b>	166	130	8.60	268									
<b>50</b>	167	140	11.20	331									
<b>55</b>	185	165	15.00	480									
<b>60</b>	207	180	16.70	576									
	$G_4$	Spline in accordance with DIN 5480		l	kg <sup>2)</sup>								
<b>30</b>	84	N 90 × 3 × 28 × 9H		4.00	93								
<b>35</b>	82	N 100 × 3 × 32 × 9H		4.30	118								
<b>37</b>	101	N 110 × 3 × 35 × 9H		5.50	153								
<b>40</b>	104	N 120 × 3 × 38 × 9H		6.00	166								
<b>45</b>	117	N 130 × 5 × 24 × 9H		8.60	242								
<b>50</b>	114	N 140 × 5 × 26 × 9H		11.20	303								
<b>55</b>	130	N 170 × 5 × 32 × 9H		15.00	438								
<b>60</b>	136	N 180 × 5 × 34 × 9H		16.70	516								
	$G_2$	$\varnothing d_2$ n6	$l_2$	$l_3$	b N9	l	kg <sup>2)</sup>						
<b>30</b>	234	110	165	154	28	4.00	98						
<b>35</b>	255	120	185	176	32	4.30	127						
<b>37</b>	278	130	205	196	32	5.50	165						
<b>40</b>	289	140	215	198	36	6.00	179						
<b>45</b>	314	150	235	218	36	8.60	256						
<b>50</b>	334	160	255	240	40	11.20	322						
<b>55</b>	371	200	290	272.5	45	15.00	471						
<b>60</b>	378	220	295	275	50	16.70	554						
	$G_2$	Spline in accordance with DIN 5480		l	kg								
<b>30</b>	131.5	W110 × 3 × 35 × 8h		4.00	94								
<b>35</b>	140.5	W120 × 3 × 38 × 8h		4.30	122								
<b>37</b>	148	W130 × 3 × 42 × 8h		5.50	156								
<b>40</b>	151.5	W140 × 3 × 45 × 8h		6.00	170								
<b>45</b>	164	W150 × 3 × 48 × 8h		8.60	247								
<b>50</b>	165	W160 × 3 × 52 × 8h		11.20	310								
<b>55</b>	164	W200 × 3 × 65 × 8h		15.00	444								
<b>60</b>	180.5	W220 × 5 × 42 × 8h		16.70	522								
	$G_7$	$b_6$	$\varnothing d_4$ h6	$\varnothing d_5$	$\varnothing d_7$	m	u	l	kg				
<b>30</b>	120.5	20	165	210	22	10	36 °	4.00	104				
<b>35</b>	129.5	22.5	175	217.5	22	12	30 °	4.30	133				
<b>37</b>	137	22.5	190	227.5	22	16	22.5 °	5.50	169				
<b>40</b>	140.5	22.5	205	247.5	22	18	20 °	6.00	186				
<b>45</b>	153	25	220	270	26	16	22.5 °	8.60	268				
<b>50</b>	154	25	230	285	26	18	20 °	11.20	333				
<b>55</b>	153	27.5	290	355	33	16	22.5 °	15.00	480				
<b>60</b>	169.5	27.5	315	380	33	16	22.5 °	16.70	567				

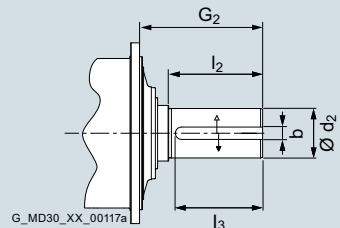
#### 0 Hollow shaft for shrink disk



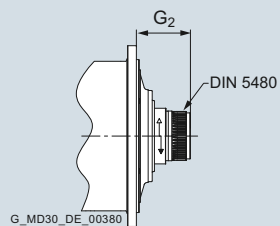
#### 1 Hollow shaft with spline in accordance with DIN 5480



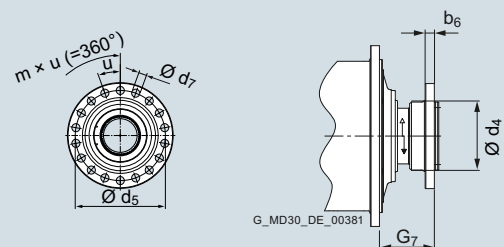
#### 2 Cylindrical shaft end with keyway



#### 3 Cylindrical shaft end with spline in accordance with DIN 5480



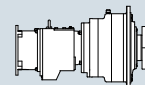
#### 4 Flanged shaft



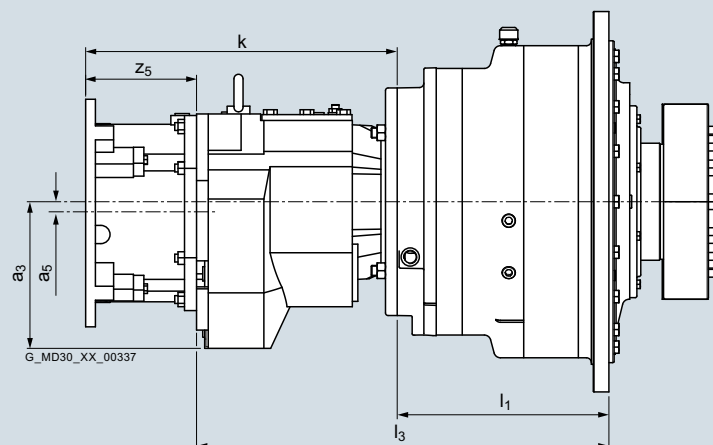
See Chapter 7 for the complete connection dimensions of the low speed shaft (LSS).

<sup>1)</sup> Weight with shrink disk and without oil

<sup>2)</sup> Weight without oil



## Selection and ordering data



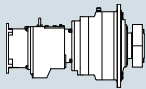
Position of the Article No. 1 to 6 7 8 9 10 11 12 13 14 15 16

FLENDER SIP planetary gear unit

Article No. **2LP069** . . . **G** . 0 . . . . 0

Gear unit size	Transmission ratio range	Dimensions in mm					For dimensions k and $z_5$ see corresponding SIMOGEAR adapter size in Catalog MD 50.11	Oil quantities in l		Weight in kg	
		$i_{tot}$	$l_1$	$l_3$	$a_3$	$a_5$		approx.	approx.		
							Helical gear stages	Planetary stages	$m_{tot}$		
<b>30</b>	97 to 194	230	499.5	181.5	18.9	ZZ89	2.2	1.5	145	<b>A</b>	
	205 to 326		444	145	15.5	ZF79	1.1		137		
	347 to 12584		409	116	3.9	ZF/DF49	0.6		112		
<b>35</b>	97 to 304	249	518.5	181.5	18.9	ZZ89	2.2	1.6	174	<b>B</b>	
	326 to 485		463	145	15.5	ZF79	1.1		166		
	536 to 12584		428	116	3.9	ZF/DF49	0.6		141		
<b>37</b>	97 to 173	264	533.5	181.5	18.9	ZF89	2.2	2.2	211	<b>C</b>	
	177 to 582		478	145	15.5	ZF79	1.1		203		
	627 to 14716		468	132	21.3	ZF/DF69	0.7		186		
<b>40</b>	97 to 227	270	539.5	181.5	18.9	ZF89	2.2	2.4	231	<b>D</b>	
	234 to 866		484	145	15.5	ZF79	1.1		223		
	968 to 14716		474	132	21.3	ZF/DF69	0.7		206		
<b>45</b>	111 to 163	303.5	616.5	225.5	17.4	ZF109	3.0	3.9	396	<b>E</b>	
	173 to 702		573	181.5	18.9	ZF89	2.2		318		
	775 to 14794		517.5	145	15.5	ZF/DF79	1.1		305		
<b>50</b>	111 to 186	325.5	638.5	225.5	17.4	ZF109	3.0	4.5	452	<b>F</b>	
	202 to 1766		595	181.5	18.9	ZF89	2.2		374		
	1789 to 14794		539.5	145	15.5	ZF/DF79	1.1		361		
<b>55</b>	102 to 131	383	797	318.5	29.6	ZF149	9.4	6.0	818	<b>G</b>	
	148 to 188		757	253	24.1	ZZ129	6.0		662		
	199 to 738		696	225.5	17.4	ZF109	3.0		602		
	786 to 13960		652.5	181.5	18.9	ZF/DF89	2.2		540		
<b>60</b>	102 to 149	402	816	318.5	29.6	ZF149	9.4	6.9	818	<b>H</b>	
	170 to 188		776	253	24.1	ZZ129	6.0		752		
	199 to 1708		715	225.5	17.4	ZF109	3.0		692		
	1766 to 13960		671.5	181.5	18.9	ZF/DF89	2.2		630		





## Planetary gear units, coaxial

### Gear unit dimensions – LSS end – types O4 and O5

#### Selection and ordering data

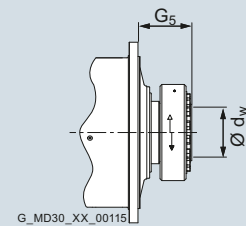
##### Output

Position of the Article No. 1 to 6 7 8 9 10 11 12 13 14 15 16

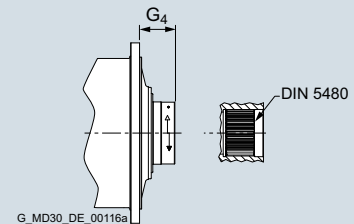
Article No. **2LP069** - . **G** . . **0** - **0** . . **0**

Gear unit size	Dimensions in mm						
	$G_5$	$\varnothing d_w$ H7					
30	133	90					
35	138	100					
37	149	110					
40	152	120					
45	166	130					
50	167	140					
55	185	165					
60	207	180					
	$G_4$	Spline in accordance with DIN 5480					
30	84	N 90 × 3 × 28 × 9H					
35	82	N 100 × 3 × 32 × 9H					
37	101	N 110 × 3 × 35 × 9H					
40	104	N 120 × 3 × 38 × 9H					
45	117	N 130 × 5 × 24 × 9H					
50	114	N 140 × 5 × 26 × 9H					
55	130	N 170 × 5 × 32 × 9H					
60	136	N 180 × 5 × 34 × 9H					
	$G_2$	$\varnothing d_2$ n6	$l_2$	$l_3$	b N9		
30	234	110	165	154	28		
35	255	120	185	176	32		
37	278	130	205	196	32		
40	289	140	215	198	36		
45	314	150	235	218	36		
50	334	160	255	240	40		
55	371	200	290	272.5	45		
60	378	220	295	275	50		
	$G_2$	Spline in accordance with DIN 5480					
30	131.5	W110 × 3 × 35 × 8h					
35	140.5	W120 × 3 × 38 × 8h					
37	148	W130 × 3 × 42 × 8h					
40	151.5	W140 × 3 × 45 × 8h					
45	164	W150 × 3 × 48 × 8h					
50	165	W160 × 3 × 52 × 8h					
55	164	W200 × 3 × 65 × 8h					
60	180.5	W220 × 5 × 42 × 8h					
	$G_7$	$b_6$	$\varnothing d_4$ h6	$\varnothing d_5$	$\varnothing d_7$	m	u
30	120.5	20	165	210	22	10	36°
35	129.5	22.5	175	217.5	22	12	30°
37	137	22.5	190	227.5	22	16	22.5°
40	140.5	22.5	205	247.5	22	18	20°
45	153	25	220	270	26	16	22.5°
50	154	25	230	285	26	18	20°
55	153	27.5	290	355	33	16	22.5°
60	169.5	27.5	315	380	33	16	22.5°

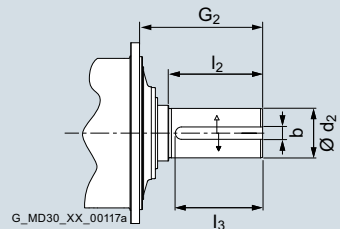
#### 0 Hollow shaft for shrink disk



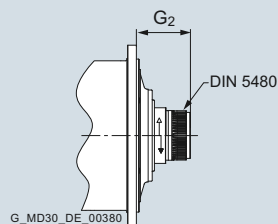
#### 1 Hollow shaft with spline in accordance with DIN 5480



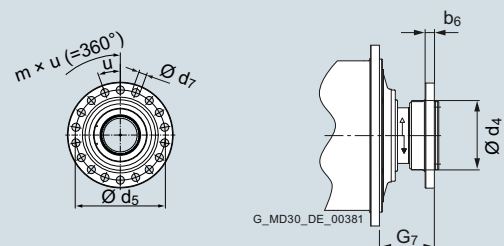
#### 2 Cylindrical shaft end with keyway



#### 3 Cylindrical shaft end with spline in accordance with DIN 5480




#### 4 Flanged shaft

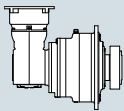


See Chapter 7 for the complete connection dimensions of the low speed shaft (LSS).

## Planetary gear units, right-angled



6/2	Adapter orientation
<b>6/3</b>	<b>Selection and ordering data</b>
6/3	Type O.R30 – $T_2 = 10000 \text{ Nm}$
6/4	Type O.R35 – $T_2 = 15000 \text{ Nm}$
6/5	Type O.R37 – $T_2 = 20000 \text{ Nm}$
6/6	Type O.R40 – $T_2 = 25000 \text{ Nm}$
6/7	Type O.R45 – $T_2 = 35000 \text{ Nm}$
6/8	Type O.R50 – $T_2 = 45000 \text{ Nm}$
6/9	Type O.R55 – $T_2 = 65000 \text{ Nm}$
6/10	Type O.R60 – $T_2 = 80000 \text{ Nm}$
6/11	Gear unit dimensions type O5R
6/12	Dimensions of planetary geared motor – flange at LSS end – type O5R
6/13	Gear unit dimensions – LSS end – type O5R



## Planetary gear units, right-angled

### Adapter orientation

#### Overview

Adapter	Technical features and options				
	Flexible coupling	Zero-backlash flexible coupling	Clamp connection		
<b>Adapters for mounting an IEC motor</b>					
<b>K4</b> Short adapter with plug-in connection					
			✓	4	4
<b>K2</b> Coupling adapter with flexible coupling					
	✓			2	2
<b>Adapters for mounting a servo motor</b>					
<b>KQ</b> Coupling adapter for mounting a servo motor from the SIMOTICS S-1FK7/-1FT7 ranges					
		✓		7	7
<b>K8</b> Coupling adapter with flexible coupling for mounting a servo motor from the SIMOTICS M-1PH8 range					
	✓			8	8
<b>Adapters for mounting a NEMA motor</b>					
<b>K5</b> Short adapter with plug-in connection					
			✓	5	5
<b>K3</b> Coupling adapter with flexible coupling					
	✓			3	3

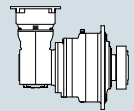
**FLENDER SIP planetary gear unit**  
Supplement for 8th position of Article No.

**SIMOGEAR motor adapter**  
Supplement for 12th position of Article No.

6

For most applications, it is best to mount the motor so that it is integrated on the gear unit. This provides an optimum solution in terms of a short overall length and the least weight.

Refer to Chapter 3 for planetary geared motors in coaxial design with integrated motor mounting.



## Selection and ordering data

FLENDER SIP planetary gear unit				Motor adapter		Adapter size										Article No. supplement for SIMOGEAR motor adapter
$i_{\text{tot}}$	$n_2$	$F_{R2,perm}$	$R_{ex}$	Article No. supplement for FLENDER SIP planetary gear unit	Type designation	63	71	80	90	100	112	132	160	Article No.		
–	rpm	N	–											–F –Z H1J+H05		
<b>O5R30</b>				Article No. <b>2LP069.-HA.0-0</b>		Article No. <b>2KJ3205-9...-F –Z H1J+H05</b>										
8971	0.17	45500	403712/45	7 D		✓								J 2		
7977	0.19	45500	199424/25	6 D		✓	✓							H 2		
7004	0.21	45500	175104/25	5 D		✓	✓							G 2		
6367	0.24	45500	350208/55	4 D		✓	✓							F 2		
5448	0.28	45500	136192/25	3 D		✓	✓							E 2		
4952	0.30	45500	272384/55	2 D		✓	✓							D 2		
4378	0.34	45500	21888/5	1 D		✓	✓							C 2		
3980	0.38	45500	43776/11	0 D		✓	✓	✓						B 2		
3486	0.43	45500	52288/15	8 C		✓	✓	✓						A 2		
3218	0.47	45500	209152/65	7 C		✓	✓	✓						X 1		
2849	0.53	45500	99712/35	6 C		✓	✓	✓						W 1		
2371	0.63	45500	11856/5	5 C		✓	✓	✓						V 1		
2232	0.67	45500	189696/85	4 C		✓	✓	✓						U 1		
2000	0.75	45500	89984/45	3 C		✓	✓	✓						T 1		
1702	0.88	45500	8512/5	2 C		✓	✓	✓	✓					S 1		
1459	1.0	45500	7296/5	1 C				✓	✓					R 1		
1257	1.2	45500	18848/15	0 C				✓	✓					Q 1		
1178	1.3	45500	352256/299	8 B		✓	✓	✓	✓					P 1		
1043	1.4	45500	167936/161	7 B		✓	✓	✓	✓					N 1		
868	1.7	45500	19968/23	6 B		✓	✓	✓	✓	✓				M 1		
817	1.8	45500	319488/391	5 B		✓	✓	✓	✓	✓				L 1		
732	2.0	45500	151552/207	4 B			✓	✓	✓	✓				K 1		
623	2.4	45500	14336/23	3 B			✓	✓	✓	✓				J 1		
534	2.8	45500	12288/23	2 B				✓	✓	✓	✓			H 1		
460	3.3	45500	31744/69	1 B				✓	✓	✓	✓			G 1		
437	3.4	45200 <sup>1)</sup>	2184/5	0 B			✓	✓	✓	✓	✓			F 1		
411	3.6	44400 <sup>1)</sup>	34944/85	8 A			✓	✓	✓	✓	✓			E 1		
368	4.1	42900 <sup>1)</sup>	16576/45	7 A				✓	✓	✓	✓	✓		D 1		
314	4.8	40900 <sup>1)</sup>	1568/5	6 A				✓	✓	✓	✓	✓		C 1		
269	5.6	39100 <sup>1)</sup>	1344/5	5 A				✓	✓	✓	✓	✓		B 1		
231	6.5	37300 <sup>1)</sup>	3472/15	4 A				✓	✓	✓	✓	✓		A 1		
<b>O5R30</b>				Article No. <b>2LP069.-HA.0-0</b>		Article No. <b>2KJ3508-9...-F –Z H1J+H06</b>										
226	6.6	37100 <sup>1)</sup>	285572/1265	3 A				✓	✓	✓	✓	✓		J 1		
<b>O5R30</b>				Article No. <b>2LP069.-HA.0-0</b>		Article No. <b>2KJ3510-9...-H –H1J</b>										
200	7.5	35700 <sup>1)</sup>	499751/2500	2 A				✓	✓	✓	✓	✓		C 1		
170	8.8	34000 <sup>1)</sup>	10199/60	1 A					✓	✓	✓	✓		B 1		
146	10.3	32500 <sup>1)</sup>	1457/10	0 A						✓	✓	✓	✓	A 1		

✓ Available version

For dimensional drawings of the gear units see page 6/11 onwards.

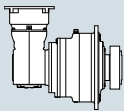
The gear unit output speed  $n_2$  is applicable for an input speed of  $n_1 = 1500 \text{ rpm}$ .  
 For a different input speed the gear unit output speed is calculated according to the following formula:  $n_2 = n_1/i_{\text{tot}}$ .

For further options/attachment parts for motor adapters and the associated Article No. see Catalog MD 50.11.

For further information regarding the permissible radial force please refer to page 4/2.

<sup>1)</sup> Rare brief occurrences up to  $F_{R2,perm} = 45500 \text{ N}$  are permissible.





## Planetary gear units, right-angled

Type O.R35 –  $T_2 = 15000 \text{ Nm}$

### Selection and ordering data

FLENDER SIP planetary gear unit				Motor adapter		Adapter size										Article No. supplement for SIMOGEAR motor adapter
$i_{\text{tot}}$	$n_2$	$F_{R2,perm}$	$R_{ex}$	Article No. supplement for FLENDER SIP planetary gear unit	Type designation	63	71	80	90	100	112	132	160	Article No. supplement for SIMOGEAR motor adapter		
–	rpm	N	–													
<b>O5R35</b>				Article No. <b>2LP069.-HB.0-0</b>										Article No. <b>2KJ3205-9...-F-Z H1J+H05</b>		
8971	0.17	69400	403712/45	7 D	✓	✓								J 2		
7977	0.19	69400	199424/25	6 D	✓	✓								H 2		
7004	0.21	69400	175104/25	5 D	✓	✓								G 2		
6367	0.24	69400	350208/55	4 D	✓	✓								F 2		
5448	0.28	69400	136192/25	3 D	✓	✓	✓							E 2		
4952	0.30	69400	272384/55	2 D	✓	✓	✓							D 2		
4378	0.34	69400	21888/5	1 D	✓	✓	✓							C 2		
3980	0.38	69400	43776/11	0 D	✓	✓	✓							B 2		
3486	0.43	69400	52288/15	8 C	✓	✓	✓							A 2		
3218	0.47	69400	209152/65	7 C	✓	✓	✓							X 1		
2849	0.53	69400	99712/35	6 C	✓	✓	✓	✓						W 1		
2371	0.63	69400	11856/5	5 C	✓	✓	✓	✓						V 1		
2232	0.67	69400	189696/85	4 C	✓	✓	✓	✓						U 1		
2000	0.75	69400	89984/45	3 C	✓	✓	✓	✓						T 1		
1702	0.88	68000 <sup>1)</sup>	8512/5	2 C	✓	✓	✓	✓						S 1		
1459	1.0	64900 <sup>1)</sup>	7296/5	1 C			✓	✓	✓					R 1		
1257	1.2	62100 <sup>1)</sup>	18848/15	0 B			✓	✓	✓					Q 1		
1178	1.3	60900 <sup>1)</sup>	352256/299	8 B		✓	✓	✓	✓					P 1		
1043	1.4	58700 <sup>1)</sup>	167936/161	7 B		✓	✓	✓	✓					N 1		
868	1.7	55500 <sup>1)</sup>	19968/23	6 B		✓	✓	✓	✓					M 1		
817	1.8	54500 <sup>1)</sup>	319488/391	5 B		✓	✓	✓	✓	✓				L 1		
732	2.0	52800 <sup>1)</sup>	151552/207	4 B		✓	✓	✓	✓	✓				K 1		
623	2.4	50300 <sup>1)</sup>	14336/23	3 B		✓	✓	✓	✓	✓				J 1		
534	2.8	48000 <sup>1)</sup>	12288/23	2 B			✓	✓	✓	✓	✓			H 1		
460	3.3	45900 <sup>1)</sup>	31744/69	1 B			✓	✓	✓	✓	✓			G 1		
<b>O5R35</b>				Article No. <b>2LP069.-HB.0-0</b>										Article No. <b>2KJ3508-9...-F-Z H1J+H06</b>		
442	3.4	45300 <sup>1)</sup>	3498257/7920	0 B			✓	✓	✓	✓				J 1		
<b>O5R35</b>				Article No. <b>2LP069.-HB.0-0</b>										Article No. <b>2KJ3510-9...-H-H1J</b>		
419	3.6	44600 <sup>1)</sup>	173383/414	8 A			✓	✓	✓	✓				J 1		
370	4.1	43000 <sup>1)</sup>	499751/1350	7 A			✓	✓	✓	✓				H 1		
315	4.8	41000 <sup>1)</sup>	50995/162	6 A				✓	✓	✓				G 1		
270	5.6	39100 <sup>1)</sup>	4047.22/15	5 A					✓	✓	✓			F 1		
263	5.7	38800 <sup>1)</sup>	316169/1200	4 A				✓	✓	✓	✓			E 1		
226	6.6	37100 <sup>1)</sup>	520149/2300	3 A				✓	✓	✓	✓			D 1		
200	7.5	35700 <sup>1)</sup>	499751/2500	2 A				✓	✓	✓	✓			C 1		
170	8.8	34000 <sup>1)</sup>	10199/60	1 A					✓	✓	✓	✓		B 1		
146	10.3	32500 <sup>1)</sup>	1457/10	0 A						✓	✓	✓	✓	A 1		

✓ Available version

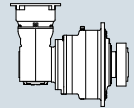
For dimensional drawings of the gear units see page 6/11 onwards.

The gear unit output speed  $n_2$  is applicable for an input speed of  $n_1 = 1500 \text{ rpm}$ .  
For a different input speed the gear unit output speed is calculated according to the following formula:  $n_2 = n_1/i_{\text{tot}}$ .

For further options/attachment parts for motor adapters and the associated Article No. see Catalog MD 50.11.

For further information regarding the permissible radial force please refer to page 4/2.

<sup>1)</sup> Rare brief occurrences up to  $F_{R2,perm} = 69400 \text{ N}$  are permissible.



## Selection and ordering data

FLENDER SIP planetary gear unit				Motor adapter										Article No. supplement for SIMOGEAR motor adapter	
$i_{\text{tot}}$	$n_2$	$F_{R2,perm}$	$R_{ex}$	Adapter size											
–	rpm	N	–	Type design.											
				4	K4	63	71	80	90	100	112	132	160	180	4
				2	K2			80	90	100	112	132	160	180	2
				7	KQ		703	704	706		708	710			7
				8	K8						808	810		813	8
				5	K5		56		140	180		210	250		5
				3	K3		56		140	180		210	250		3
<b>O5R37</b>				Article No. <b>2LP069-<span style="background-color: #d3d3d3;">HC.0-<span style="background-color: #d3d3d3;">.0</span></span></b>				Article No. <b>2KJ3507-9...<span style="background-color: #d3d3d3;">-F<span style="background-color: #d3d3d3;">-Z</span></span> H1J+H06</b>							
8807	0.17	76000	3302656/375	7 D		✓	✓								H 2
8006	0.19	76000	6605312/825	6 D		✓	✓	✓							G 2
6810	0.22	76000	34048/5	5 D		✓	✓	✓							F 2
6191	0.24	76000	68096/11	4 D		✓	✓	✓							E 2
5523	0.27	76000	1242752/225	3 D		✓	✓	✓							D 2
4952	0.30	76000	272384/55	2 D		✓	✓	✓							C 2
4464	0.34	76000	1004416/225	1 D		✓	✓	✓							B 2
4121	0.36	76000	4017664/975	0 D		✓	✓	✓							A 2
3761	0.40	76000	282112/75	8 C		✓	✓	✓	✓						X 1
3121	0.48	76000	46816/15	7 C		✓	✓	✓	✓						W 1
2937	0.51	76000	749056/255	6 C		✓	✓	✓	✓						V 1
2774	0.54	76000	374528/135	5 C		✓	✓	✓	✓						U 1
2361	0.64	76000	885248/375	4 C		✓	✓	✓	✓						T 1
2022	0.74	76000	1668352/825	3 C				✓	✓	✓					S 1
1778	0.84	76000	400064/225	2 C				✓	✓	✓					R 1
<b>O5R37</b>				Article No. <b>2LP069-<span style="background-color: #d3d3d3;">HC.0-<span style="background-color: #d3d3d3;">.0</span></span></b>				Article No. <b>2KJ3508-9...<span style="background-color: #d3d3d3;">-F<span style="background-color: #d3d3d3;">-Z</span></span> H1J+H06</b>							
1624	0.92	76000	203056/125	1 C				✓	✓	✓					Q 1
1468	1.0	76000	44051/30	0 C			✓	✓	✓	✓					P 1
1218	1.2	76000	116963/96	8 B			✓	✓	✓	✓					N 1
1147	1.3	76000	116963/102	7 B			✓	✓	✓	✓					M 1
1083	1.4	76000	116963/108	6 B			✓	✓	✓	✓	✓				L 1
922	1.6	76000	138229/150	5 B			✓	✓	✓	✓	✓				K 1
789	1.9	76000	521017/660	4 B				✓	✓	✓	✓	✓			J 1
694	2.2	76000	499751/720	3 B				✓	✓	✓	✓	✓			H 1
586	2.6	76000	202027/345	2 B				✓	✓	✓	✓	✓			G 1
<b>O5R37</b>				Article No. <b>2LP069-<span style="background-color: #d3d3d3;">HC.0-<span style="background-color: #d3d3d3;">.0</span></span></b>				Article No. <b>2KJ3510-9...<span style="background-color: #d3d3d3;">-F<span style="background-color: #d3d3d3;">-Z</span></span> H1J+H07</b>							
558	2.7	76000	662935/1188	1 B				✓	✓	✓	✓	✓			L 1
488	3.1	74300 <sup>1)</sup>	316169/648	0 B				✓	✓	✓	✓	✓			K 1
419	3.6	70900 <sup>1)</sup>	173383/414	8 A				✓	✓	✓	✓	✓			J 1
370	4.1	68400 <sup>1)</sup>	499751/1350	7 A					✓	✓	✓	✓	✓		H 1
315	4.8	65100 <sup>1)</sup>	50995/162	6 A					✓	✓	✓	✓	✓		G 1
270	5.6	62200 <sup>1)</sup>	7285/27	5 A					✓	✓	✓	✓	✓		F 1
263	5.7	61700 <sup>1)</sup>	316169/1200	4 A					✓	✓	✓	✓	✓		E 1
226	6.6	59000 <sup>1)</sup>	520149/2300	3 A					✓	✓	✓	✓	✓		D 1
200	7.5	56800 <sup>1)</sup>	499751/2500	2 A					✓	✓	✓	✓	✓		C 1
<b>O5R37</b>				Article No. <b>2LP069-<span style="background-color: #d3d3d3;">HC.0-<span style="background-color: #d3d3d3;">.0</span></span></b>				Article No. <b>2KJ3511-9...<span style="background-color: #d3d3d3;">-H<span style="background-color: #d3d3d3;">-H</span></span> H1J</b>							
171	8.8	54200 <sup>1)</sup>	192512/1125	1 A					✓	✓	✓	✓	✓		B 1
146	10.2	51700 <sup>1)</sup>	84224/575	0 A					✓	✓	✓	✓	✓		A 1

✓ Available version

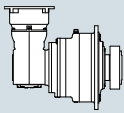
For dimensional drawings of the gear units see page 6/11 onwards.

The gear unit output speed  $n_2$  is applicable for an input speed of  $n_1 = 1500 \text{ rpm}$ .For a different input speed the gear unit output speed is calculated according to the following formula:  $n_2 = n_1/i_{\text{tot}}$ .

For further options/attachment parts for motor adapters and the associated Article No. see Catalog MD 50.11.

For further information regarding the permissible radial force please refer to page 4/2.

<sup>1)</sup> Rare brief occurrences up to  $F_{R2,perm} = 76000 \text{ N}$  are permissible.



## Planetary gear units, right-angled

Type O.R40 –  $T_2 = 25000 \text{ Nm}$

### Selection and ordering data

FLENDER SIP planetary gear unit				Motor adapter										Article No. supplement for SIMOGEAR motor adapter	
$i_{tot}$	$n_2$	$F_{R2,perm}$	$R_{ex}$	Adapter size											
–	rpm	N	–	Type design.											
				4	K4	63	71	80	90	100	112	132	160	180	4
				2	K2			80	90	100	112	132	160	180	2
				7	KQ		703	704	706		708	710			7
				8	K8						808	810		813	8
				5	K5		56		140	180		210	250		5
				3	K3		56		140	180		210	250		3
<b>O5R40</b>				Article No. <b>2LP069.-HD.0-0</b>										Article No. <b>2KJ3507-9...-F-Z H1J+H06</b>	
8807	0.17	80800	3302656/375	0	E	✓	✓	✓							H 2
8006	0.19	80800	6605312/825	8	D	✓	✓	✓							G 2
6810	0.22	80800	34048/5	7	D	✓	✓	✓							F 2
6191	0.24	80800	68096/11	6	D	✓	✓	✓							E 2
5523	0.27	80800	1242752/225	5	D	✓	✓	✓							D 2
4952	0.30	80800	272384/55	4	D	✓	✓	✓							C 2
4464	0.34	80800	1004416/225	3	D	✓	✓	✓	✓						B 2
4121	0.36	80800	4017664/975	2	D	✓	✓	✓	✓						A 2
3761	0.40	80800	282112/75	1	D	✓	✓	✓	✓						X 1
3121	0.48	80800	46816/15	0	D	✓	✓	✓	✓						W 1
2937	0.51	80800	749056/255	8	C	✓	✓	✓	✓	✓					V 1
2774	0.54	80800	374528/135	7	C	✓	✓	✓	✓						U 1
<b>O5R40</b>				Article No. <b>2LP069.-HD.0-0</b>										Article No. <b>2KJ3508-9...-F-Z H1J+H06</b>	
2513	0.60	80800	1243718/495	6	C			✓	✓	✓					T 1
2209	0.68	80800	596477/270	5	C			✓	✓	✓					S 1
1864	0.80	80800	1929032/1035	4	C			✓	✓	✓					R 1
1624	0.92	80800	203056/125	3	C			✓	✓	✓					Q 1
1468	1.0	80800	44051/30	2	C		✓	✓	✓	✓					P 1
1218	1.2	80800	116963/96	1	C		✓	✓	✓	✓	✓				N 1
1147	1.3	80800	116963/102	0	C		✓	✓	✓	✓	✓				M 1
1083	1.4	80800	116963/108	8	B		✓	✓	✓	✓	✓				L 1
<b>O5R40</b>				Article No. <b>2LP069.-HD.0-0</b>										Article No. <b>2KJ3510-9...-F-Z H1J+H07</b>	
1041	1.4	80800	309260/297	7	B					✓	✓				S 1
985	1.5	80800	106361/108	6	B		✓	✓	✓	✓	✓				R 1
826	1.8	80800	356965/432	5	B			✓	✓	✓	✓	✓			Q 1
778	1.9	80800	356965/459	4	B			✓	✓	✓	✓	✓			P 1
714	2.1	80800	173383/243	3	B			✓	✓	✓	✓	✓			N 1
623	2.4	80800	112189/180	2	B			✓	✓	✓	✓	✓			M 1
558	2.7	70779 <sup>1)</sup>	662935/1188	1	B		✓	✓	✓	✓	✓	✓			L 1
488	3.1	70300 <sup>1)</sup>	316169/648	0	B			✓	✓	✓	✓	✓	✓		K 1
419	3.6	67500 <sup>1)</sup>	173383/414	8	A			✓	✓	✓	✓	✓			J 1
370	4.1	64500 <sup>1)</sup>	499751/1350	7	A			✓	✓	✓	✓	✓			H 1
315	4.8	62100 <sup>1)</sup>	50995/162	6	A			✓	✓	✓	✓	✓			G 1
270	5.6	62100 <sup>1)</sup>	7285/27	5	A			✓	✓	✓	✓	✓			F 1
<b>O5R40</b>				Article No. <b>2LP069.-HD.0-0</b>										Article No. <b>2KJ3511-9...-H H1J</b>	
262	5.7	60800 <sup>1)</sup>	294784/1125	4	A			✓	✓	✓	✓	✓			E 1
230	6.5	58000 <sup>1)</sup>	258688/1125	3	A			✓	✓	✓	✓	✓			D 1
200	7.5	56000 <sup>1)</sup>	1726592/8625	2	A			✓	✓	✓	✓	✓			C 1
171	8.8	53900 <sup>1)</sup>	192512/1125	1	A			✓	✓	✓	✓	✓			B 1
146	10.2	51700 <sup>1)</sup>	84224/575	0	A			✓	✓	✓	✓	✓			A 1

✓ Available version

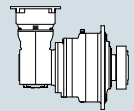
For dimensional drawings of the gear units see page 6/11 onwards.

The gear unit output speed  $n_2$  is applicable for an input speed of  $n_1 = 1500 \text{ rpm}$ .  
For a different input speed the gear unit output speed is calculated according to the following formula:  $n_2 = n_1/i_{tot}$ .

For further options/attachment parts for motor adapters and the associated Article No. see Catalog MD 50.11.

For further information regarding the permissible radial force please refer to page 4/2.

<sup>1)</sup> Rare brief occurrences up to  $F_{R2,perm} = 80800 \text{ N}$  are permissible.



## Selection and ordering data

FLENDER SIP planetary gear unit				Motor adapter												Article No. supplement for SIMOGEAR motor adapter	
$i_{\text{tot}}$	$n_2$	$F_{R2,perm}$	$R_{ex}$	Adapter size												Article No. supplement for SIMOGEAR motor adapter	
–	rpm	N	–	Type design.													
				4	K4	63	71	80	90	100	112	132	160	180	200	225	4
				2	K2			80	90	100	112	132	160	180	200	225	2
				7	KQ		703	704	706		708	710					7
				8	K8						808	810		813		816	8
				5	K5		56		140	180		210	250		280	320	5
				3	K3		56		140	180		210	250		280	320	3
<b>O5R45</b>				Article No. <b>2LP069.-HE.0-...0</b>												Article No. <b>2KJ3508-9...-H...H1J</b>	
10942	0.14	107700	2462054/225	8 D	✓	✓	✓										J 2
9948	0.15	107700	4924108/495	7 D	✓	✓	✓										H 2
8461	0.18	107700	25382/3	6 D	✓	✓	✓										G 2
7692	0.20	107700	253820/33	5 D	✓	✓	✓										F 2
6863	0.22	107700	926443/135	4 D	✓	✓	✓										E 2
6153	0.24	107700	203056/33	3 D	✓	✓	✓	✓									D 2
5546	0.27	107700	748769/135	2 D	✓	✓	✓	✓									C 2
5120	0.29	107700	2995076/585	1 D	✓	✓	✓	✓									B 2
4674	0.32	107700	210308/45	0 D	✓	✓	✓	✓									A 2
3878	0.39	107700	139601/36	8 C		✓	✓	✓									X 1
3650	0.41	107700	558404/153	7 C		✓	✓	✓									W 1
<b>O5R45</b>				Article No. <b>2LP069.-HE.0-...0</b>												Article No. <b>2KJ3510-9...-F...-Z H1J+H07</b>	
3299	0.45	107700	1197560/363	6 C			✓	✓	✓								W 1
2885	0.52	107700	285572/99	5 C			✓	✓	✓								V 1
2476	0.61	107700	626416/253	4 C			✓	✓	✓								U 1
2189	0.69	107700	1805552/825	3 C			✓	✓	✓								T 1
1861	0.81	107700	184240/99	2 C					✓	✓							S 1
1760	0.85	107700	15841/9	1 C		✓	✓	✓	✓	✓							R 1
1477	1.0	107700	53165/36	0 C		✓	✓	✓	✓	✓							Q 2
1390	1.1	107700	212660/153	8 B		✓	✓	✓	✓	✓							P 1
1275	1.2	107700	103292/81	7 B			✓	✓	✓	✓	✓						N 1
1114	1.3	107700	16709/15	6 B			✓	✓	✓	✓	✓						M 1
997	1.5	107700	98735/99	5 B			✓	✓	✓	✓	✓						L 1
872	1.7	107700	47089/54	4 B			✓	✓	✓	✓	✓						K 1
748	2.0	107700	51646/69	3 B			✓	✓	✓	✓	✓						J 1
662	2.3	107700	148862/225	2 B				✓	✓	✓	✓	✓					H 1
563	2.7	107700	15190/27	1 B					✓	✓	✓	✓					G 1
482	3.1	105100 <sup>1)</sup>	4340/9	0 B					✓	✓	✓	✓					F 1
471	3.2	104300 <sup>1)</sup>	47089/100	8 A				✓	✓	✓	✓	✓					E 1
404	3.7	99600 <sup>1)</sup>	232407/575	7 A				✓	✓	✓	✓	✓					D 1
357	4.2	96000 <sup>1)</sup>	223293/625	6 A					✓	✓	✓	✓					C 1
304	4.9	91500 <sup>1)</sup>	1519/5	5 A					✓	✓	✓	✓					B 1
<b>O5R45</b>				Article No. <b>2LP069.-HE.0-...0</b>												Article No. <b>2KJ3511-9...-F...-Z H1J+H08</b>	
276	5.4	88900 <sup>1)</sup>	1810816/6555	4 A					✓	✓	✓	✓	✓				F 1
262	5.7	87500 <sup>1)</sup>	294784/1125	3 A					✓	✓	✓	✓	✓				E 1
230	6.5	84100 <sup>1)</sup>	258688/1125	2 A					✓	✓	✓	✓	✓				D 1
200	7.5	80700 <sup>1)</sup>	1726592/8625	1 A					✓	✓	✓	✓	✓				C 1
<b>O5R45</b>				Article No. <b>2LP069.-HE.0-...0</b>												Article No. <b>2KJ3512-9...-H...H1J</b>	
177	8.5	77800 <sup>1)</sup>	8999936/50715	0 A										✓	✓	✓	A 1

✓ Available version

For dimensional drawings of the gear units see page 6/11 onwards.

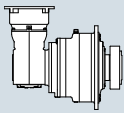
The gear unit output speed  $n_2$  is applicable for an input speed of  $n_1 = 1500 \text{ rpm}$ .For a different input speed the gear unit output speed is calculated according to the following formula:  $n_2 = n_1/i_{\text{tot}}$ .

For further options/attachment parts for motor adapters and the associated Article No. see Catalog MD 50.11.

For further information regarding the permissible radial force please refer to page 4/2.

<sup>1)</sup> Rare brief occurrences up to  $F_{R2,perm} = 107700 \text{ N}$  are permissible.





## Planetary gear units, right-angled

Type O.R50 –  $T_2 = 45000 \text{ Nm}$

### Selection and ordering data

FLENDER SIP planetary gear unit				Motor adapter												Article No. supplement for SIMOGEAR motor adapter				
$i_{\text{tot}}$	$n_2$	$F_{R2,perm}$	$R_{ex}$	Adapter size												Article No. supplement for FLENDER SIP planetary gear unit	Article No. supplement for SIMOGEAR motor adapter			
–	rpm	N	–	4	71	80	90	100	112	132	160	180	200	225	4					
				Type design.																
				<b>4</b>	<b>K4</b>															
				<b>2</b>	<b>K2</b>															
				<b>7</b>	<b>KQ</b>	<b>703</b>	<b>704</b>	<b>706</b>		<b>708</b>	<b>710</b>						<b>7</b>			
				<b>8</b>	<b>K8</b>					<b>808</b>	<b>810</b>		<b>813</b>		<b>816</b>		<b>8</b>			
				<b>5</b>	<b>K5</b>	<b>56</b>		<b>140</b>	<b>180</b>		<b>210</b>	<b>250</b>		<b>280</b>	<b>320</b>		<b>5</b>			
				<b>3</b>	<b>K3</b>	<b>56</b>		<b>140</b>	<b>180</b>		<b>210</b>	<b>250</b>		<b>280</b>	<b>320</b>		<b>3</b>			
<b>O5R50</b>				Article No.	Article No.												<b>2LP069.-HF.0-0</b>		<b>2KJ3510-9...-F-Z H1J+H07</b>	
<b>10384</b>	0.14	121300	571144/55	<b>8 D</b>	✓	✓											<b>K 2</b>			
<b>9440</b>	0.16	121300	1142288/121	<b>7 D</b>	✓	✓											<b>J 2</b>			
<b>8468</b>	0.18	121300	838292/99	<b>6 D</b>	✓	✓	✓										<b>H 2</b>			
<b>7613</b>	0.20	121300	921200/121	<b>5 D</b>	✓	✓	✓										<b>G 2</b>			
<b>6886</b>	0.22	121300	681688/99	<b>4 D</b>	✓	✓	✓										<b>F 2</b>			
<b>6356</b>	0.24	121300	2726752/429	<b>3 D</b>	✓	✓	✓										<b>E 2</b>			
<b>5822</b>	0.26	121300	192136/33	<b>2 D</b>	✓	✓	✓										<b>D 2</b>			
<b>4885</b>	0.31	121300	161210/33	<b>1 D</b>	✓	✓	✓										<b>C 2</b>			
<b>4598</b>	0.33	121300	2579360/561	<b>0 D</b>	✓	✓	✓										<b>B 2</b>			
<b>4218</b>	0.36	121300	1252832/297	<b>8 C</b>	✓	✓	✓	✓									<b>A 2</b>			
<b>3685</b>	0.41	121300	18424/5	<b>7 C</b>		✓	✓	✓									<b>X 1</b>			
<b>3299</b>	0.45	121300	1197560/363	<b>6 C</b>		✓	✓	✓									<b>W 1</b>			
<b>2885</b>	0.52	121300	285572/99	<b>5 C</b>		✓	✓	✓									<b>V 1</b>			
<b>2476</b>	0.61	121300	626416/253	<b>4 C</b>		✓	✓	✓	✓								<b>U 1</b>			
<b>2189</b>	0.69	121300	1805552/825	<b>3 C</b>		✓	✓	✓	✓								<b>T 1</b>			
<b>1861</b>	0.81	121300	184240/99	<b>2 C</b>				✓	✓								<b>S 1</b>			
<b>1760</b>	0.85	121300	15841/9	<b>1 C</b>			✓	✓	✓	✓	✓						<b>R 1</b>			
<b>1477</b>	1.0	121300	53165/36	<b>0 C</b>			✓	✓	✓	✓	✓						<b>Q 1</b>			
<b>1390</b>	1.1	121300	212660/153	<b>8 B</b>			✓	✓	✓	✓	✓						<b>P 1</b>			
<b>1275</b>	1.2	121300	103292/81	<b>7 B</b>			✓	✓	✓	✓	✓						<b>N 1</b>			
<b>1114</b>	1.3	121300	16709/15	<b>6 B</b>			✓	✓	✓	✓	✓						<b>M 1</b>			
<b>997</b>	1.5	121300	98735/99	<b>5 B</b>			✓	✓	✓	✓	✓						<b>L 1</b>			
<b>872</b>	1.7	121300	47089/54	<b>4 B</b>				✓	✓	✓	✓	✓					<b>K 1</b>			
<b>748</b>	2.0	121300	51646/69	<b>3 B</b>				✓	✓	✓	✓	✓					<b>J 1</b>			
<b>662</b>	2.3	121300	148862/225	<b>2 B</b>				✓	✓	✓	✓	✓					<b>H 1</b>			
<b>563</b>	2.7	118000 <sup>1)</sup>	15190/27	<b>1 B</b>					✓	✓	✓	✓					<b>G 1</b>			
<b>482</b>	3.1	112700 <sup>1)</sup>	4340/9	<b>0 B</b>						✓	✓	✓	✓				<b>F 1</b>			
<b>471</b>	3.2	111900 <sup>1)</sup>	47089/100	<b>8 A</b>				✓	✓	✓	✓	✓					<b>E 1</b>			
<b>O5R50</b>				Article No.	Article No.												<b>2LP069.-HF.0-0</b>		<b>2KJ3511-9...-F-Z H1J+H08</b>	
<b>434</b>	3.5	109200 <sup>1)</sup>	5561792/12825	<b>7 A</b>					✓	✓	✓	✓	✓				<b>J 1</b>			
<b>378</b>	4.0	104700 <sup>1)</sup>	37121728/98325	<b>6 A</b>					✓	✓	✓	✓	✓				<b>H 1</b>			
<b>323</b>	4.6	99900 <sup>1)</sup>	4139008/12825	<b>5 A</b>					✓	✓	✓	✓	✓				<b>G 1</b>			
<b>276</b>	5.4	95300 <sup>1)</sup>	1810816/6555	<b>4 A</b>					✓	✓	✓	✓	✓				<b>F 1</b>			
<b>O5R50</b>				Article No.	Article No.												<b>2LP069.-HF.0-0</b>		<b>2KJ3112-9...-H H1J</b>	
<b>259</b>	5.8	93500 <sup>1)</sup>	35999744/138915	<b>3 A</b>					✓	✓	✓	✓	✓	✓			<b>D 1</b>			
<b>226</b>	6.6	89700 <sup>1)</sup>	1636352/7245	<b>2 A</b>					✓	✓	✓	✓	✓	✓			<b>C 1</b>			
<b>206</b>	7.3	87300 <sup>1)</sup>	818176/3969	<b>1 A</b>						✓	✓	✓	✓	✓			<b>B 1</b>			
<b>177</b>	8.5	83500 <sup>1)</sup>	8999936/50715	<b>0 A</b>							✓	✓	✓	✓	✓		<b>A 1</b>			

✓ Available version

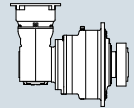
For dimensional drawings of the gear units see page 6/11 onwards.

The gear unit output speed  $n_2$  is applicable for an input speed of  $n_1 = 1500 \text{ rpm}$ .  
For a different input speed the gear unit output speed is calculated according to the following formula:  $n_2 = n_1/i_{\text{tot}}$ .

For further options/attachment parts for motor adapters and the associated Article No. see Catalog MD 50.11.

For further information regarding the permissible radial force please refer to page 4/2.

<sup>1)</sup> Rare brief occurrences up to  $F_{R2,perm} = 121300 \text{ N}$  are permissible.



## Selection and ordering data

FLENDER SIP planetary gear unit				Motor adapter												
$i_{\text{tot}}$	$n_2$	$F_{R2,perm}$	$R_{\text{ex}}$	Article No. supplement for FLENDER SIP planetary gear unit		Adapter size										Article No. supplement for SIMOGEAR motor adapter
–	rpm	N	–	Type design.		80	90	100	112	132	160	180	200	225	250	4
				4	K4	80	90	100	112	132	160	180	200	225	250	4
				2	K2	80	90	100	112	132	160	180	200	225	250	2
				7	KQ	704	706		708	710						7
				8	K8				808	810		813		816		8
				5	K5		140	180		210	250		280	320	360	5
				3	K3		140	180		210	250		280	320	360	3
<b>O5R55</b>				Article No. 2LP069.-HG.0-0		Article No. 2KJ3511-9...-F-Z H1J+H08										
9706	0.15	155400	24022208/2475	6	D	✓	✓									H 2
8763	0.17	155400	26507264/3025	5	D	✓	✓									G 2
7949	0.19	155400	3934672/495	4	D	✓	✓									F 2
7337	0.20	155400	15738688/2145	3	D	✓	✓									E 2
6670	0.22	155400	1834208/275	2	D	✓	✓									D 2
5648	0.27	155400	310632/55	1	D	✓	✓	✓								C 2
5316	0.28	155400	4970112/935	0	D	✓	✓	✓								B 2
4909	0.31	155400	3313408/675	8	C	✓	✓	✓								A 2
4368	0.34	155400	6005552/1375	7	C	✓	✓	✓								X 1
3879	0.39	155400	7040992/1815	6	C	✓	✓	✓								W 1
3472	0.43	155400	8594152/2475	5	C	✓	✓	✓	✓							V 1
2969	0.51	155400	56327936/18975	4	C	✓	✓	✓	✓							U 1
2651	0.57	155400	1656704/625	3	C	✓	✓	✓	✓	✓						T 1
2343	0.64	155400	5798464/2475	2	C			✓	✓	✓						S 1
2056	0.73	155400	5088448/2475	1	C			✓	✓	✓						R 1
1790	0.84	155400	33962432/18975	0	C			✓	✓	✓						Q 1
1530	0.98	155400	3786752/2475	8	B			✓	✓	✓						P 1
1310	1.1	155400	1656704/1265	7	B			✓	✓	✓	✓					N 1
1119	1.3	155400	36678656/32775	6	B		✓	✓	✓	✓	✓					M 1
999	1.5	155400	11866624/11875	5	B		✓	✓	✓	✓	✓	✓				L 1
883	1.7	155400	3775744/4275	4	B			✓	✓	✓	✓	✓				K 1
775	1.9	155400	3313408/4275	3	B			✓	✓	✓	✓	✓	✓			J 1
675	2.2	154200 <sup>1)</sup>	22115072/32775	2	B			✓	✓	✓	✓	✓	✓			H 1
577	2.6	147100 <sup>1)</sup>	2465792/4275	1	B			✓	✓	✓	✓	✓	✓			G 1
494	3.0	140400 <sup>1)</sup>	1078784/2185	0	B			✓	✓	✓	✓	✓	✓			F 1
468	3.2	138200 <sup>1)</sup>	175616/375	8	A			✓	✓	✓	✓	✓	✓			E 1
<b>O5R55</b>				Article No. 2LP069.-HG.0-0		Article No. 2KJ3512-9...-H-H1J										
415	3.6	133300 <sup>1)</sup>	715904/1725	7	A			✓	✓	✓	✓	✓	✓	✓		H 1
379	4.0	129600 <sup>1)</sup>	51136/135	6	A			✓	✓	✓	✓	✓	✓	✓		G 1
326	4.6	123900 <sup>1)</sup>	562496/1725	5	A				✓	✓	✓	✓	✓	✓		F 1
296	5.1	120400 <sup>1)</sup>	8999936/30429	4	A				✓	✓	✓	✓	✓	✓		E 1
<b>O5R55</b>				Article No. 2LP069.-HG.0-0		Article No. 2KJ3513-9...-F-Z H1J+H09										
282	5.3	118700 <sup>1)</sup>	46693184/165375	3	A				✓	✓	✓	✓	✓	✓		E 1
246	6.1	113900 <sup>1)</sup>	44521408/181125	2	A					✓	✓	✓	✓	✓	✓	D 1
202	7.4	107300 <sup>1)</sup>	20631872/102375	1	A					✓	✓	✓	✓	✓	✓	C 1
171	8.8	102100 <sup>1)</sup>	33662528/196875	0	A					✓	✓	✓	✓	✓	✓	B 1

✓ Available version

For dimensional drawings of the gear units see page 6/11 onwards.

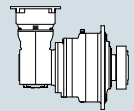
The gear unit output speed  $n_2$  is applicable for an input speed of  $n_1 = 1500 \text{ rpm}$ .  
 For a different input speed the gear unit output speed is calculated according to the following formula:  $n_2 = n_1/i_{\text{tot}}$ .

For further options/attachment parts for motor adapters and the associated Article No. see Catalog MD 50.11.

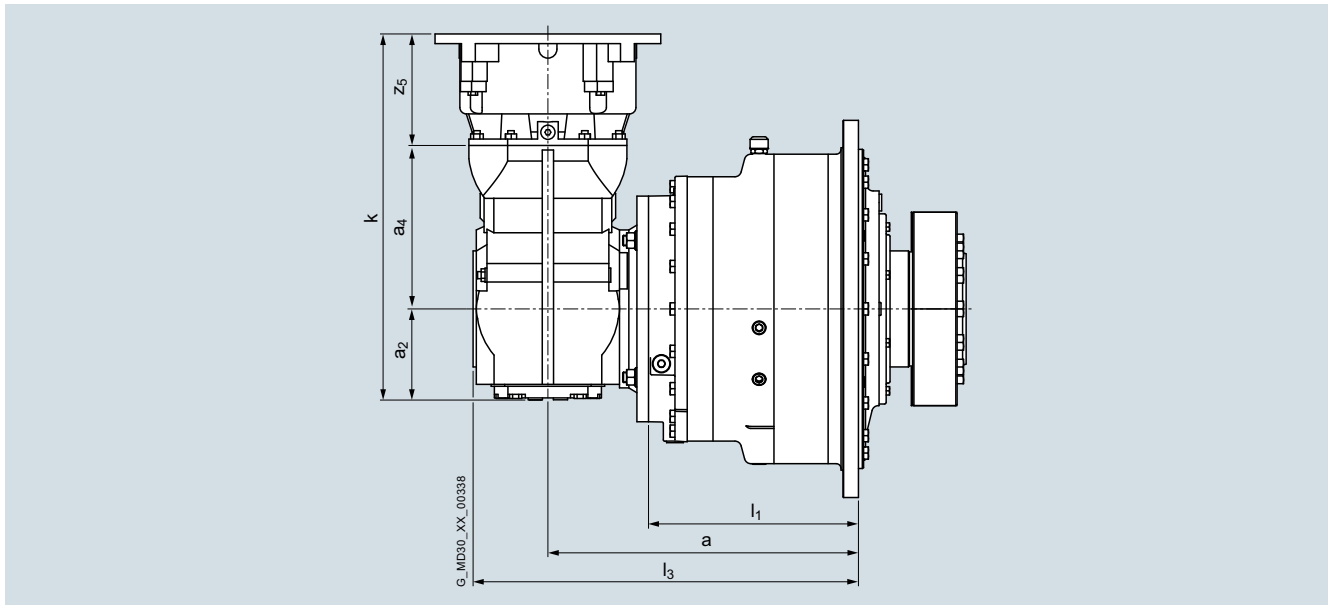
For further information regarding the permissible radial force please refer to page 4/2.

<sup>1)</sup> Rare brief occurrences up to  $F_{R2,perm} = 155400 \text{ N}$  are permissible.





## Selection and ordering data



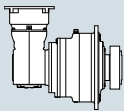
Position of the Article No. 1 to 6 7 8 9 10 11 12 13 14 15 16

FLENDER SIP planetary gear unit

Article No. **2LP069 . . . H ■ . 0 - . . . 0**

Gear unit size	Transmission ratio range	Dimensions in mm						For dimensions k and $z_5$ see corresponding SIMOGEAR adapter size in Catalog MD 50.11	Oil quantities in l		Weight in kg	
		$i_{tot}$	$l_1$	a	$l_3$	$a_2$	$a_4$		approx.	approx.		
								Helical gear stages	Planetary gear stages	$m_{tot}$		
<b>30</b>	146 to 200	230	372	474	108	215.5	KZ89	2.1	1.5	161	<b>A</b>	
	226		343	430.5	89.5	180.5	KZ79	1.1	133			
	231 to 8971		330	403	75.5	158	KZ49	0.6	116			
<b>35</b>	146 to 419	249	391	493	108	215.5	KZ89	2.1	1.6	191	<b>B</b>	
	441		362	449.5	89.5	180.5	KZ79	1.1	162			
	460 to 8971		349	422	75.5	158	KZ49	0.6	145			
<b>37</b>	146 to 171	264	430	546	139	251.5	KZ109	3.6	2.2	265	<b>C</b>	
	200 to 558		406	508	108	215.5	KZ89	2.1	228			
	586 to 1624		377	464.5	89.5	180.5	KZ79	1.1	199			
	1778 to 8807		370.5	451.5	90.5	173	KZ69	0.85	189			
<b>40</b>	146 to 262	270	436	552	139	251.5	KZ109	3.6	2.4	285	<b>D</b>	
	270 to 1041		412	514	108	215.5	KZ89	2.1	248			
	1083 to 2513		383	470.5	89.5	180.5	KZ79	1.1	219			
	2774 to 8807		376.5	457.5	90.5	173	KZ69	0.85	209			
<b>45</b>	177	303.5	495	641	161.5	290	KZ129	6.7	3.9	440	<b>E</b>	
	200 to 276		459.5	575.5	139	251.5	KZ109	3.6	372			
	304 to 3299		445.5	547.5	108	215.5	KZ89	2.1	334			
	3650 to 10942		416.5	504	89.5	180.5	KZ79	1.1	306			
<b>50</b>	177 to 259	325.5	517	663	161.5	290	KZ129	6.7	4.5	496	<b>F</b>	
	276 to 434		481.5	597.5	139	251.5	KZ109	3.6	428			
	471 to 10384		467.5	569.5	108	215.5	KZ89	2.1	391			
<b>55</b>	171 to 282	383	599	768	193.5	347.5	KZ149	9.7	6.0	804	<b>G</b>	
	296 to 415		574.5	720.5	161.5	290	KZ129	6.7	645			
	468 to 9706		539	655	139	251.5	KZ109	3.6	578			
<b>60</b>	171 to 282	402	618	787	193.5	347.5	KZ149	9.7	6.9	804	<b>H</b>	
	296 to 476		593.5	739.5	161.5	290	KZ129	6.7	636			
	493 to 9706		558	674	139	251.5	KZ109	3.6	668			

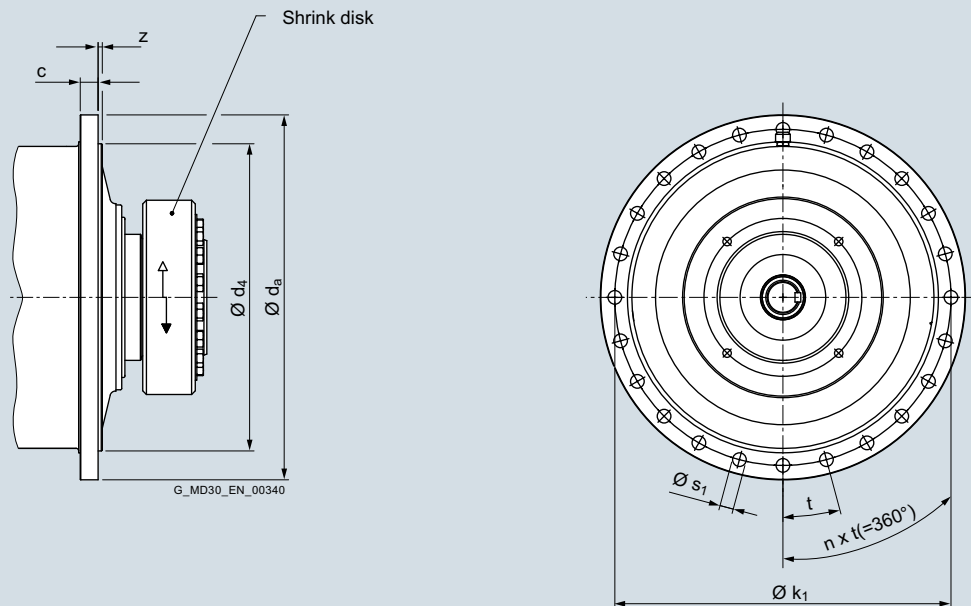




## Planetary gear units, right-angled

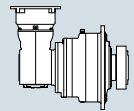
### Dimensions of planetary geared motor – flange at LSS end – type O5R

#### Selection and ordering data



6

Gear unit size	Dimensions in mm							
	Flange							
	c	Ø d <sub>a</sub>	Ø d <sub>4</sub> f7	Ø k <sub>1</sub>	z	Ø s <sub>1</sub>	n	t
<b>30</b>	17	375	290	335	8	17.5	16	22.5°
<b>35</b>	17	425	340	385	8	17.5	20	18°
<b>37</b>	19	450	370	410	8	17.5	24	15°
<b>40</b>	19	480	390	435	8	22	18	20°
<b>45</b>	19	540	445	490	8	22	20	18°
<b>50</b>	24	585	495	540	8	22	24	15°
<b>55</b>	29	650	535	595	8	26	24	15°
<b>60</b>	34	695	585	640	8	26	24	15°

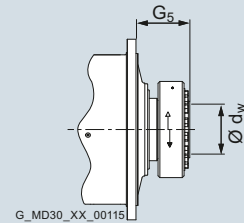


## Selection and ordering data

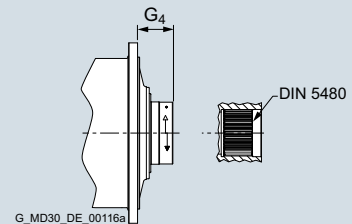
## Output

Position of the Article No.	1 to 6	7	8	9	10	11	12	13	14	15	16
Article No.	<b>2LP069</b> ■ - . H . . 0 - 0 . . 0										
Gear unit size	Dimensions in mm										
	$G_5$	$\varnothing d_w$ H7									
<b>30</b>	133	90									
<b>35</b>	138	100									
<b>37</b>	149	110									
<b>40</b>	152	120									
<b>45</b>	166	130									
<b>50</b>	167	140									
<b>55</b>	185	165									
<b>60</b>	207	180									
	$G_4$	Spline in accordance with DIN 5480									
<b>30</b>	84	N 90 × 3 × 28 × 9H									
<b>35</b>	82	N 100 × 3 × 32 × 9H									
<b>37</b>	101	N 110 × 3 × 35 × 9H									
<b>40</b>	104	N 120 × 3 × 38 × 9H									
<b>45</b>	117	N 130 × 5 × 24 × 9H									
<b>50</b>	114	N 140 × 5 × 26 × 9H									
<b>55</b>	130	N 170 × 5 × 32 × 9H									
<b>60</b>	136	N 180 × 5 × 34 × 9H									
	$G_2$	$\varnothing d_2$ n6	$l_2$	$l_3$	b N9						
<b>30</b>	234	110	165	154	28						
<b>35</b>	255	120	185	176	32						
<b>37</b>	278	130	205	196	32						
<b>40</b>	289	140	215	198	36						
<b>45</b>	314	150	235	218	36						
<b>50</b>	334	160	255	240	40						
<b>55</b>	371	200	290	272.5	45						
<b>60</b>	378	220	295	275	50						
	$G_2$	Spline in accordance with DIN 5480									
<b>30</b>	131.5	W110 × 3 × 35 × 8h									
<b>35</b>	140.5	W120 × 3 × 38 × 8h									
<b>37</b>	148	W130 × 3 × 42 × 8h									
<b>40</b>	151.5	W140 × 3 × 45 × 8h									
<b>45</b>	164	W150 × 3 × 48 × 8h									
<b>50</b>	165	W160 × 3 × 52 × 8h									
<b>55</b>	164	W200 × 3 × 65 × 8h									
<b>60</b>	180.5	W220 × 5 × 42 × 8h									
	$G_7$	$b_6$	$\varnothing d_4$ h6	$\varnothing d_5$	$\varnothing d_7$	m	u				
<b>30</b>	120.5	20	165	210	22	10	36 °				
<b>35</b>	129.5	22.5	175	217.5	22	12	30 °				
<b>37</b>	137	22.5	190	227.5	22	16	22.5 °				
<b>40</b>	140.5	22.5	205	247.5	22	18	20 °				
<b>45</b>	153	25	220	270	26	16	22.5 °				
<b>50</b>	154	25	230	285	26	18	20 °				
<b>55</b>	153	27.5	290	355	33	16	22.5 °				
<b>60</b>	169.5	27.5	315	380	33	16	22.5 °				

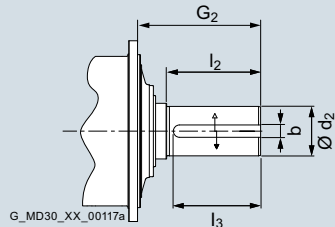
## 0 Hollow shaft for shrink disk



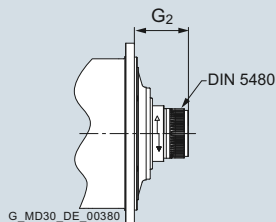
## 1 Hollow shaft with spline in accordance with DIN 5480



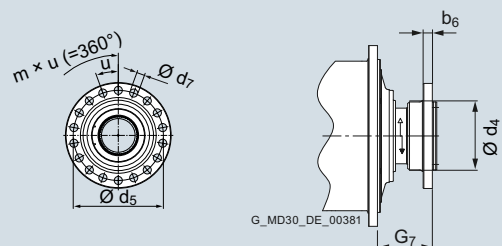
## 2 Cylindrical shaft end with keyway



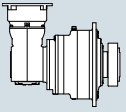
## 3 Cylindrical shaft end with spline in accordance with DIN 5480



## 4 Flanged shaft




See Chapter 7 for the complete connection dimensions of the low speed shaft (LSS).



## Planetary gear units, right-angled

### Notes

## Connection dimensions



<b>7/2</b>	<b>Cylindrical shaft ends</b>
7/2	Central holes DS in accordance with DIN 332-1 in shaft ends
7/3	Selection of fit
<b>7/3</b>	<b>Parallel keys and parallel keyways</b>
<b>7/4</b>	<b>Hollow shafts</b>
7/4	For shrink disk
7/5	With spline in accordance with DIN 5480
<b>7/6</b>	<b>Cylindrical shaft ends</b>
7/6	With spline in accordance with DIN 5480
7/7	Flanged shaft
7/8	With parallel key

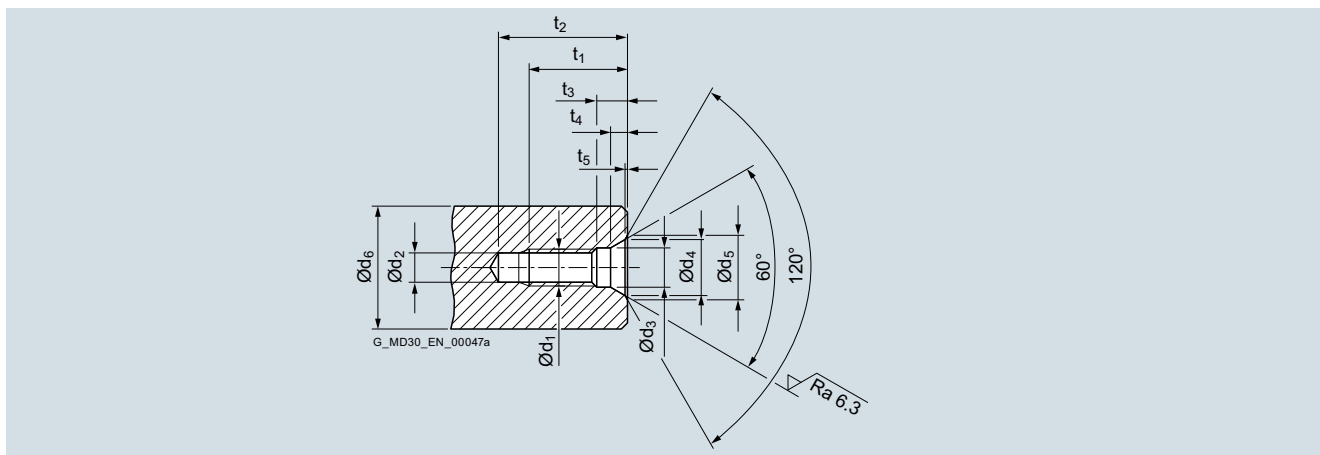
## Connection dimensions

### Cylindrical shaft ends

#### Central holes DS in accordance with DIN 332-1 in shaft ends

#### Dimensional drawings

##### Form DS with thread, straight running surface and protective counterbore



Recommended diameter ranges $\varnothing d_6$ <sup>1)</sup>		Form DS	Central hole DS	$\varnothing d_1$	$\varnothing d_2$ <sup>2)</sup>	$\varnothing d_3$	$\varnothing d_4$	$\varnothing d_5$	$t_1$	$t_2$	$t_3$	$t_4$	$t_5$	
above	to			mm	mm	mm	mm	mm	+2	min.	max.	mm	mm	mm
mm	mm			mm	mm	mm	mm	mm	mm	mm	mm	mm	mm	mm
16	21	DS 6	M6	5.0	6.4	9.6	10.5	16.0	21	23	5.0	2.8	0.4	
21	24	DS 8	M8	6.8	8.4	12.2	13.2	19.0	25	28	6.0	3.3	0.4	
24	30	DS 10	M10	8.5	10.5	14.9	16.3	22.0	30	34	7.5	3.8	0.6	
30	38	DS 12	M12	10.2	13.0	18.1	19.8	28.0	37	42	9.5	4.4	0.7	
38	50	DS 16	M16	14.0	17.0	23.0	25.3	36.0	45	50	12.0	5.2	1.0	

<sup>1)</sup> Diameter refers to the finished workpiece.

<sup>2)</sup> Tap hole drill diameter acc. to DIN 336-1.



## Connection dimensions

### Cylindrical shaft ends

#### Selection of fit, parallel keys and parallel keyways

#### Overview

##### Selection of fit

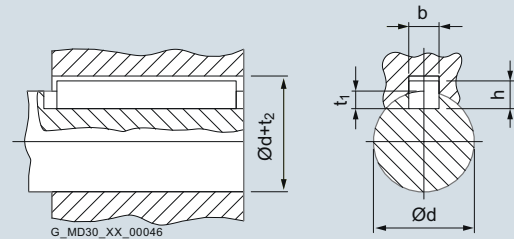
Selection of fit	Shaft $\varnothing d$		Shaft tolerance	Bore tolerance
	above	to		
	mm	mm		
Shaft tolerance acc. to FLENDER standard		25	k6	H7
	25	100	m6	
	100		n6	

##### Parallel keys and parallel keyways

Drive type fastening without taper action

Parallel key and keyway according to DIN 6885-1

Parallel key form B



Diameter		Width	Height	Depth of keyway in shaft	Depth of keyway in hub
$\varnothing d$		$b$ <sup>1)</sup>	$h$	$t_1$	$d + t_2$
above	to				DIN 6885-1
mm	mm	mm	mm	mm	mm
38	44	12	8	5	$d + 3.3$
44	50	14	9	5.5	$d + 3.8$
50	58	16	10	6	$d + 4.3$
58	65	18	11	7	$d + 4.4$
65	75	20	12	7.5	$d + 4.9$
75	85	22	14	9	$d + 5.4$
85	95	25	14	9	$d + 5.4$
95	110	28	16	10	$d + 6.4$
110	130	32	18	11	$d + 7.4$
130	150	36	20	12	$d + 8.4$
150	170	40	22	13	$d + 9.4$
170	200	45	25	15	$d + 10.4$
200	230	50	28	17	$d + 11.4$

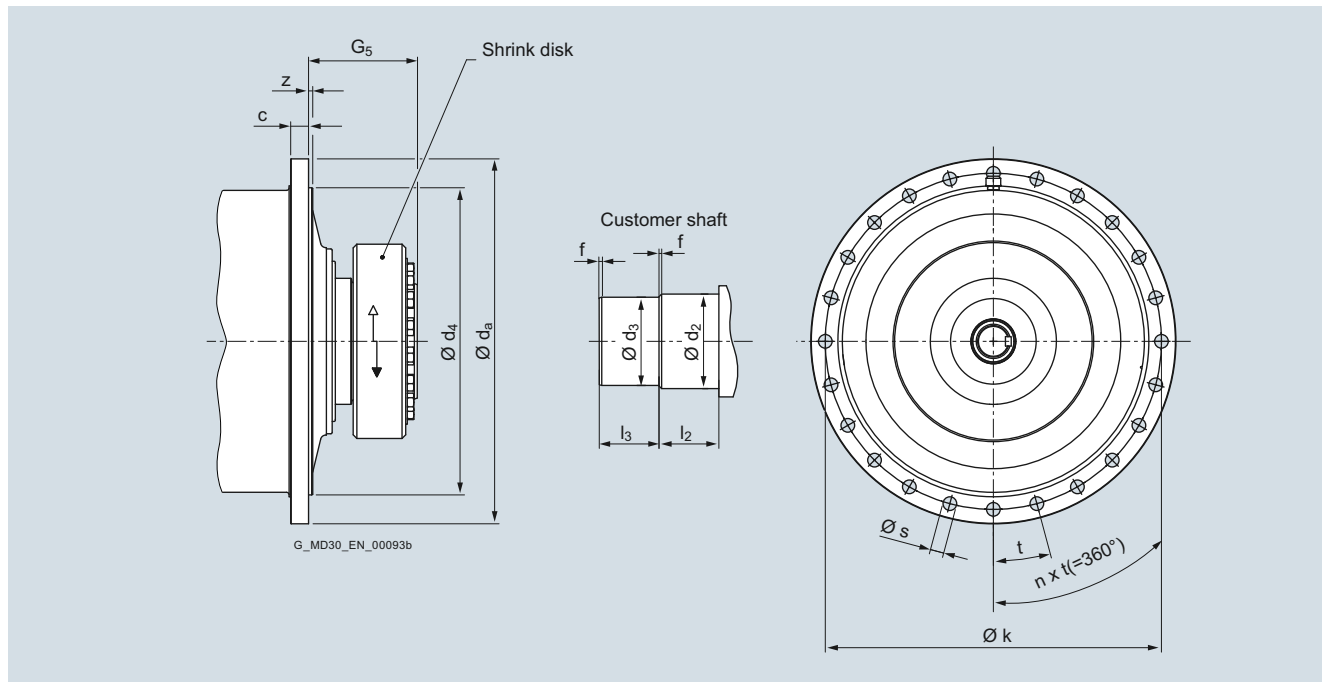
<sup>1)</sup> The tolerance field for keyway width  $b$  for parallel keys is ISO N9.

## Connection dimensions

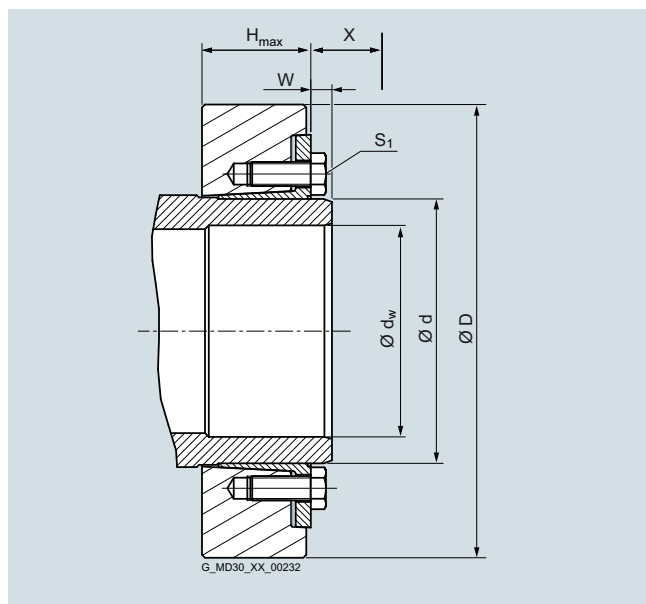
### Hollow shafts

#### For shrink disk

#### Dimensional drawings



Gear unit size	Dimensions in mm													
	Shaft of driven machine				Chamfer on $\varnothing d_2$	Flange		$\varnothing s$	n	t	$\varnothing k$	z	$\varnothing d_4 f_7$	$\varnothing d_a$
$\varnothing d_2$	$\varnothing d_3$	$l_2$	$l_3$	f	$G_5$	c								
30	90 h6	88 h6	60	60	$1 \times 45^\circ$	133	17	17.5	16	$22.5^\circ$	335	8	290	375
35	100 h6	98 h6	64	64	$1 \times 45^\circ$	138	17	17.5	20	$18^\circ$	385	8	340	425
37	110 h6	108 h6	68	68	$1 \times 45^\circ$	149	19	17.5	24	$15^\circ$	410	8	370	450
40	120 h6	118 h6	76	76	$1 \times 45^\circ$	152	19	22	18	$20^\circ$	435	8	390	480
45	130 h6	125 h6	80	80	$2.5 \times 45^\circ$	166	19	22	20	$18^\circ$	490	8	445	540
50	140 h6	135 h6	82	82	$2.5 \times 45^\circ$	167	24	22	24	$15^\circ$	540	8	495	585
55	165 g6	160 h6	96	96	$2.5 \times 45^\circ$	185	29	26	24	$15^\circ$	595	8	535	650
60	180 g6	175 g6	116	100	$2.5 \times 45^\circ$	207	34	26	24	$15^\circ$	640	8	585	695



Gear unit size	Dimensions in mm							
	Shrink disk							
	$\varnothing D$	$\varnothing d$	$\varnothing d_w$ <sup>1)</sup>	$H_{max}$ <sup>3)</sup>	W	$T_A$ <sup>2)</sup>	$S_1$	Weight, approx.
						Nm		kg
30	185	110	90	51	11	120	M12	5.8
35	215	125	100	55	11	120	M12	8.7
37	230	140	110	61	9	193	M14	10.3
40	263	155	120	64	12	193	M14	15.2
45	290	165	130	70	13	295	M16	21.5
50	300	175	140	71	14	295	M16	22.5
55	340	200	165	87	13	295	M16	36.3
60	370	220	180	103	16	570	M20	53

1) Tolerance of the hollow shaft drilled hole  $\varnothing d_w = H7$

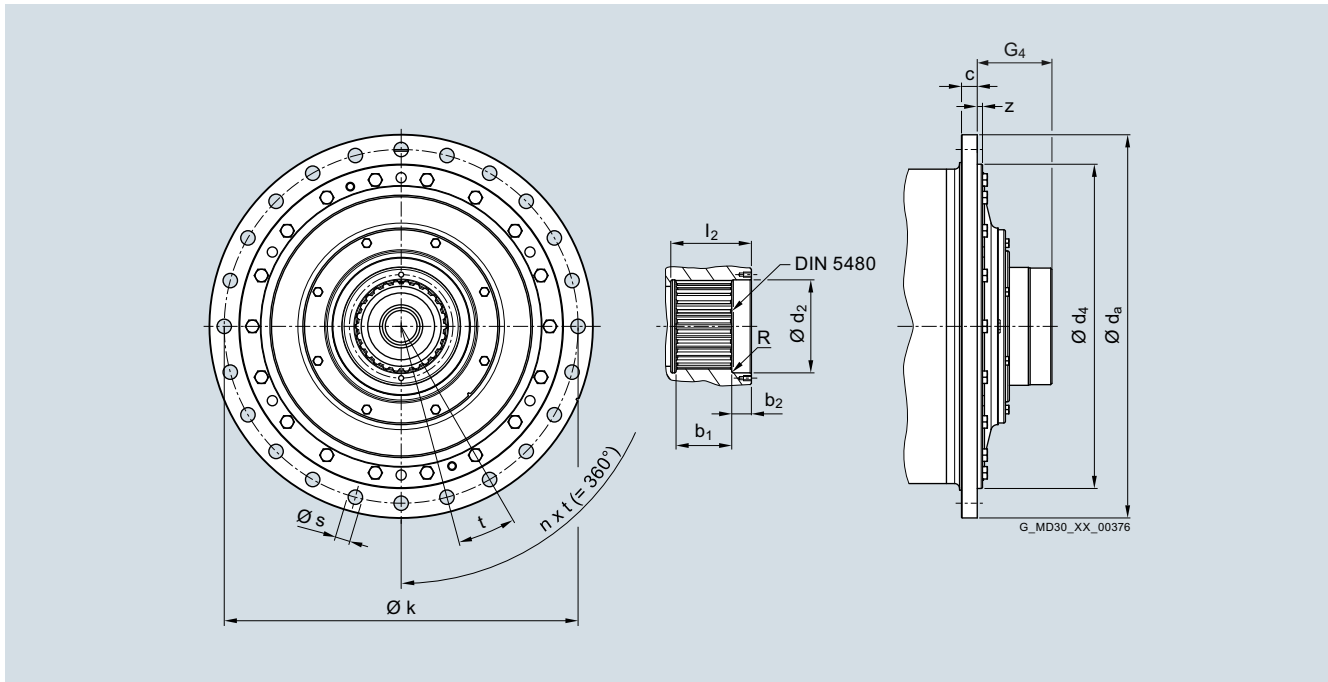
2) Tightening torque for clamping screws of property class 12.9 (observe mounting instructions BA 9300)

3) Thickness of shrink disk in unclamped state

X = Space required for torque wrench

With spline in accordance with DIN 5480

## Dimensional drawings (continued)



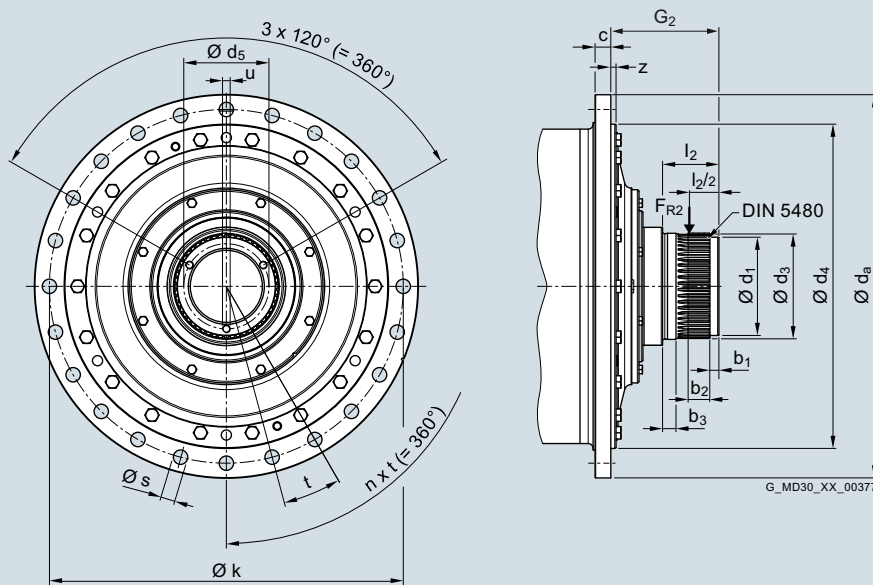
Gear unit size	Dimensions in mm														
	Output shaft					Output with spline in accordance with DIN 5480	Flange								
	Ø d <sub>2</sub>	l <sub>2</sub>	b <sub>1</sub>	b <sub>2</sub>	R		G <sub>4</sub>	c	Ø s	n	t	Ø k	z	Ø d <sub>4</sub> f7	Ø d <sub>a</sub>
<b>30</b>	92 H7	81	55	20	1.5	N 90 × 3 × 28 × 9H	84	17	17.5	16	22.5°	335	8	290	375
<b>35</b>	102 H7	86	60	20	1.5	N 100 × 3 × 32 × 9H	82	17	17.5	20	18°	385	8	340	425
<b>37</b>	112 H7	102	70	25	1.5	N 110 × 3 × 35 × 9H	101	19	17.5	24	15°	410	8	370	450
<b>40</b>	122 H7	107	75	25	1.5	N 120 × 3 × 38 × 9H	104	19	22	18	20°	435	8	390	480
<b>45</b>	132 H7	118	80	30	2.5	N 130 × 5 × 24 × 9H	117	19	22	20	18°	490	8	445	540
<b>50</b>	142 H7	123	85	30	2.5	N 140 × 5 × 26 × 9H	114	24	22	24	15°	540	8	495	585
<b>55</b>	172 H7	144	100	35	2.5	N 170 × 5 × 32 × 9H	130	29	26	24	15°	595	8	535	650
<b>60</b>	182 H7	155	110	35	2.5	N 180 × 5 × 34 × 9H	136	34	26	24	15°	640	8	585	695

## Connection dimensions

### Cylindrical shaft ends

With spline in accordance with DIN 5480

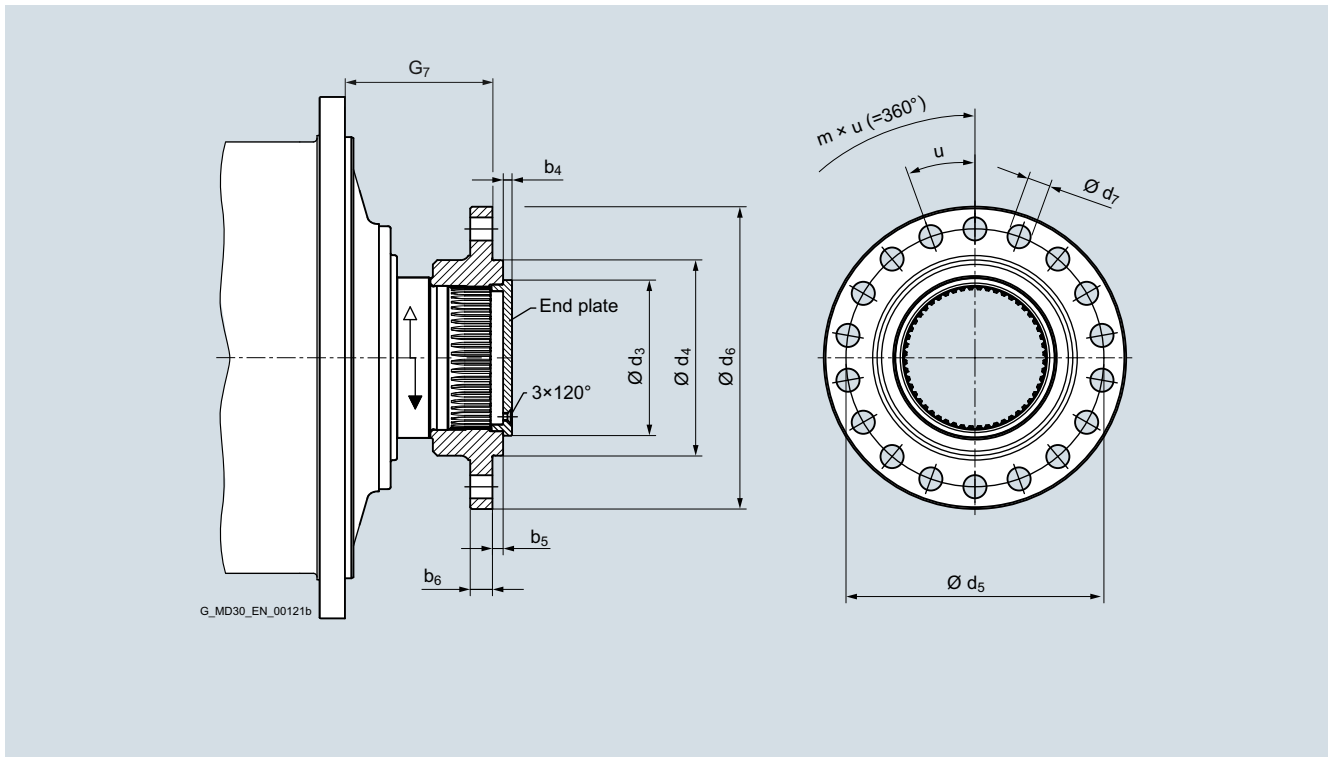
#### Dimensional drawings (continued)



Gear unit size	Dimensions in mm Spline in accordance with DIN 5480	Output									Flange							
		b <sub>1</sub>	b <sub>2</sub>	b <sub>3</sub>	Ø d <sub>5</sub>	u	l <sub>2</sub>	Ø d <sub>1</sub> p6	Ø d <sub>3</sub> p6	G <sub>2</sub>	c	Ø s	n	t	Ø k	z	Ø d <sub>4</sub> f7	Ø d <sub>a</sub>
<b>30</b>	W110 × 3 × 35 × 8h	11	19	15	88	M8	63.5	100	112	131.5	17	17.5	16	22.5°	335	8	290	375
<b>35</b>	W120 × 3 × 38 × 8h	13	23	17	98	M8	71.5	110	122	140.5	17	17.5	20	18°	385	8	340	425
<b>37</b>	W130 × 3 × 42 × 8h	13	25	19.5	105	M10	76	120	132	148	19	17.5	24	15°	410	8	370	450
<b>40</b>	W140 × 3 × 45 × 8h	13	27.5	19.5	114	M10	78.5	130	142	151.5	19	22	18	20°	435	8	390	480
<b>45</b>	W150 × 3 × 48 × 8h	13	33	20.5	120	M12	85	140	152	164	19	22	20	18°	490	8	445	540
<b>50</b>	W160 × 3 × 52 × 8h	14	33	20.5	130	M12	86	150	162	165	24	22	24	15°	540	8	495	585
<b>55</b>	W200 × 3 × 65 × 8h	14	31	20.5	165	M16	84	190	202	164	29	26	24	15°	595	8	535	650
<b>60</b>	W220 × 5 × 42 × 8h	14	32	26	180	M16	95.5	205	222	180.5	34	26	24	15°	640	8	585	695

The bearing of the low speed shaft (LSS) is designed for the use of coupling elements which cannot convey shearing forces. Additional forces are available on request.

For manufacturing reasons the low speed shaft (LSS) has a hollow design.

**Dimensional drawings** (continued)


Gear unit size	Dimensions in mm										
	Output										
	$G_7$	$b_4$	$b_5$	$b_6$	$\varnothing d_3$	$\varnothing d_4$ h6	$\varnothing d_5$	$\varnothing d_6$	$\varnothing d_7$	$m$	$u$
<b>30</b>	120.5	10	12	20	125	165	210.0	250	22	10	$36^\circ$
<b>35</b>	129.5	10	12	22.5	135	175	217.5	260	22	12	$30^\circ$
<b>37</b>	137	10	12	22.5	145	190	227.5	270	22	16	$22.5^\circ$
<b>40</b>	140.5	10	12	22.5	155	205	247.5	290	22	18	$20^\circ$
<b>45</b>	153	10	12	25	165	220	270.0	320	26	16	$22.5^\circ$
<b>50</b>	154	10	12	25	175	230	285.0	340	26	18	$20^\circ$
<b>55</b>	153	10	12	27.5	220	290	355.0	415	33	16	$22.5^\circ$
<b>60</b>	169.5	10	12	27.5	240	315	380.0	440	33	16	$22.5^\circ$

The bearing of the low speed shaft (LSS) is designed for the use of coupling elements which cannot convey shearing forces. Additional forces are available on request.

For manufacturing reasons the low speed shaft (LSS) has a hollow design.

See Page 7/6 for the dimensions of the housing flange.

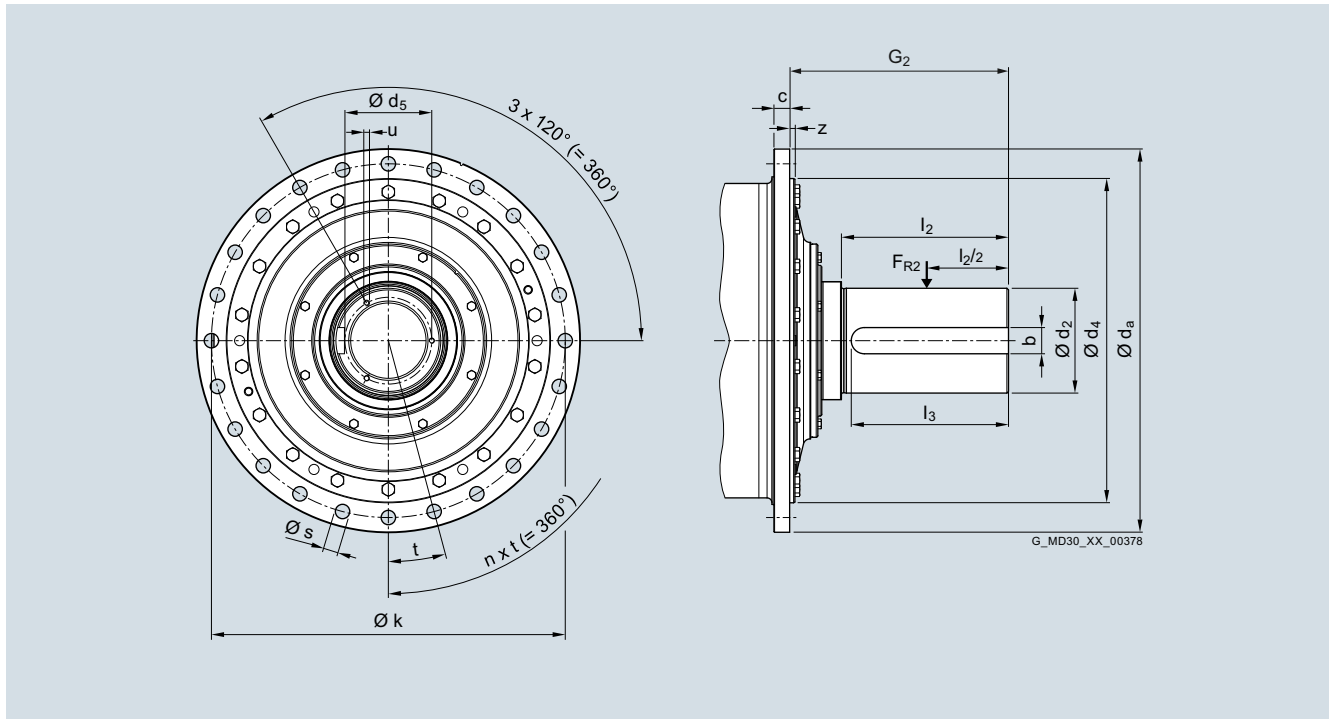


## Connection dimensions

### Cylindrical shaft ends

#### With parallel key

#### Dimensional drawings (continued)



Gear unit size	Dimensions in mm														
								Flange							
	$G_2$	$\varnothing d_2 \text{ n6}$	$\varnothing d_5$	$u$	$l_2$	$l_3$	$b \text{ N9}$	$c$	$\varnothing s$	$n$	$t$	$\varnothing k$	$z$	$\varnothing d_4 \text{ f7}$	$\varnothing d_a$
<b>30</b>	234	110	95	M6	165	154	28	17	17.5	16	22.5°	335	8	290	375
<b>35</b>	255	120	103	M6	185	176	32	17	17.5	20	18°	385	8	340	425
<b>37</b>	278	130	108	M6	205	196	32	19	17.5	24	15°	410	8	370	450
<b>40</b>	289	140	118	M6	215	198	36	19	22	18	20°	435	8	390	480
<b>45</b>	314	150	128	M8	235	218	36	19	22	20	18°	490	8	445	540
<b>50</b>	334	160	132.5	M8	255	240	40	24	22	24	15°	540	8	495	585
<b>55</b>	371	200	170	M8	290	272.5	45	29	26	24	15°	595	8	535	650
<b>60</b>	378	220	180	M8	295	275	50	34	26	24	15°	640	8	585	695

The bearing of the low speed shaft (LSS) is designed for the use of coupling elements which cannot convey shearing forces. Additional forces are available on request.

For manufacturing reasons the low speed shaft (LSS) has a hollow design.

## Motors




<b>8/2</b>	<b>Orientation</b>
8/2	Overview
8/3	Technical specifications
<b>8/6</b>	<b>Motors with IE1 Standard Efficiency</b>
8/6	Technical specifications
8/6	• 4/2/6/8-pole at 50 Hz
8/8	• 4/2/6/8-pole at 60 Hz, 50 Hz power
8/10	• 4/2/6/8-pole at 60 Hz, 60 Hz power
8/12	• 4/6/8-pole at 87 Hz
<b>8/14</b>	<b>Motors with IE2 High Efficiency</b>
8/14	Technical specifications
8/14	• 4/2/6/8-pole at 50 Hz
8/16	• 4/2/6/8-pole at 60 Hz, 50 Hz power
8/18	• 4/2/6/8-pole at 60 Hz, 60 Hz power
8/20	• 4/6/8-pole at 87 Hz
<b>8/22</b>	<b>Motors with IE3 Premium Efficiency</b>
8/22	Technical specifications
8/22	• 4/2/6-pole at 50 Hz
8/24	• 4/2/6-pole at 60 Hz, 50 Hz power
8/26	• 4/2/6-pole at 60 Hz, 60 Hz power
8/28	• 4/6-pole at 87 Hz
<b>8/30</b>	<b>NEMA Energy Efficient motors MG1, Table 12-11</b>
8/30	Technical specifications
8/30	• 4/2-pole at 60 Hz, 50 Hz power
8/32	• 6-pole at 60 Hz, 50 Hz power
8/34	• 4/2-pole at 60 Hz, 60 Hz power
8/36	• 6-pole at 60 Hz, 60 Hz power
<b>8/38</b>	<b>NEMA Premium Efficient motors MG1, Table 12-12</b>
8/38	Technical specifications
8/38	• 4/2/6-pole at 60 Hz, 50 Hz power
8/40	• 4/2/6-pole at 60 Hz, 60 Hz power
<b>8/42</b>	<b>Dimensional drawings</b>
8/42	Motors
8/48	Additional lengths for second shaft end, handwheel and protective cover
8/49	Additional lengths for encoder
8/50	Additional lengths for external fan, encoder and protective cover
8/51	Prepared for encoder mounting
8/52	Application terminal box
8/53	HAN 10E motor plug
8/55	K4/4 motor plug
8/57	HAN Q8 and HAN Q12 motor plugs
<b>8/59</b>	<b>Motor options</b>
8/59	Options

## Motors

### Orientation

### Overview

#### *The modular MODULOG principle*



The modular MODULOG principle has a range of benefits for machine and plant designers.

The name MODULOG stands for a clear and transparent **modular** motor system, which offers optimum **logistics**, that enables users to assemble powerful, durable, and extremely easy-to-service motors in line with their own requirements for most applications, from just a few standard components.

At the heart of this modular system is the basic motor, which is designed to comply with international line supply conditions, and a mounting shaft system, which can be individually configured, at the non-drive end.

Functional expansions, such as brakes, backstops, rotary encoders, external fan, protective cover, a second motor shaft end, etc. can be combined almost arbitrarily as "additional functional components".

For further information about motor options, please refer to Chapter 11 in Catalog MD 50.1.

### Technical specifications

The motors comply with all applicable international (IEC), European (EN, CENELEC), and national (DIN/VDE) standards:

Motor type	Three-phase induction motors with squirrel cage rotor
Connection types	You can establish the connection type that can be used from the product number suffixes in the selection and ordering data for the required motor.
Number of poles	2, 4, 6, 8
Nominal speed (synchronous speed)	750 ... 3 600 rpm
Nominal power (50 Hz)	0.09 ... 55 kW (4-pole)
Nominal torque	0.85 ... 355 Nm (4-pole)
Stator winding insulation	Temperature class 155 (F) utilized to temperature class 130 (B) optionally temperature class 180 (H)
Degree of protection acc. to IEC 60034-5 (EN 60034-5)	IP55 Optional IP65, IP56
Cooling acc. to IEC 60034-6 (EN 60034-6)	Self-cooled (IC 411) Optionally, force ventilated (IC 416)
Coolant temperature	-20 ... +40 °C
Installation altitude	Up to 1000 m above sea level
Nominal voltage	200 ... 690 V You can establish the voltage that can be used from the selection and ordering data for the required motor.
Nominal frequency	50 Hz, 60 Hz, 87 Hz
Vibration severity acc. to IEC 60034-14 (EN 60034-14)	Vibration severity A
Balancing type	Half-key balancing
Sound pressure level, sound power level acc. to IEC 60034-9 (EN 60034-9)	You can establish the corresponding sound pressure level and sound power level from the selection and ordering data for the required motor.
Weight	You can establish the corresponding weight from the selection and ordering data for the required motor.
Rating plates	See "Rating plate" in the Chapter "General options" in Catalog MD 50.1
Connection and terminal boxes	See "Connection, circuit and terminal boxes" in the Chapter "Motor options" in Catalog MD 50.1

## Motors

### Orientation

#### Technical specifications (continued)

##### The geared motors comply with the applicable IEC/EN standards

IEC	EN/HD	DIN/VDE	Title
IEC 60027-4	EN 60027-4	DIN EN 60027-4	Formula symbols for electrical engineering Part 4: Rotating electrical machines
IEC 60034-1	EN 60034-1	DIN EN 60034-1 VDE 0530-1	Rotating electrical machines: - Rating and performance
IEC 60034-2-1	EN 60034-2-1	DIN EN 60034-2-1 VDE 0530-2-1	- Standard technique to determine the losses and efficiency based on testing (with the exception for machines for track and road vehicles) (IEC 60034-2-1:2007); German Edition EN 60034-2-1:2007
IEC 60034-5	EN 60034-5	DIN EN 60034-5 VDE 0530-5	- Degrees of protection provided by integral design of rotating electrical machines (IP code) - Classification
IEC 60034-6	EN 60034-6	DIN EN 60034-6 VDE 0530-6	- Classification of cooling methods (IC Code)
IEC 60034-7	EN 60034-7	DIN EN 60034-7 VDE 0530-7	- Classification of types of construction, mounting types and terminal box position (IM code)
IEC 60034-8	EN 60034-8	DIN EN 60034-8 VDE 0530-8	- Terminal markings and direction of rotation
IEC 60034-9	EN 60034-9	DIN EN 60034-9 VDE 0530-9	- Noise limits
IEC 60034-12	EN 60034-12	DIN EN 60034-12 VDE 0530-12	- Starting behavior of three-phase squirrel cage induction motors, with the exception of pole-changing motors
IEC 60034-14	EN 60034-14	DIN EN 60034-14 VDE 0530-14	- Mechanical vibration of certain machines with shaft heights 56 mm and higher
IEC/TS 60034-17	-	DIN VDE 0530-17	- Inverter-fed squirrel-cage induction motors - Application guide
IEC 60038	HD 472	DIN IEC 60038	IEC standard voltages
-	EN 50347	DIN EN 50347	Three-phase induction motors for general applications with standardized dimensions and power ratings – frame sizes 56 up to 315 and flange sizes 65 up to 740
IEC 60085	EN 60085	DIN EN 60085	Electrical insulation, thermal evaluation + designation
IEC 60445	EN 60445	DIN EN 60445 VDE 0197	Identification of equipment terminals, conductor terminations and conductors
IEC 60529	EN 60529	DIN EN 60529 VDE 0470-1	Degrees of protection provided by the enclosure (IP Code)
-	EN 50262	DIN EN 50262 VDE 0619	Cable glands for electrical installation
-	-	DIN 42925	Terminal box cable entries for three-phase squirrel cage induction motors at nominal voltages from 400 V to 690 V

#### Tolerances

The following tolerances apply to the electrical values listed in the power tables according to EN 60034-1:

Description	Tolerance
Efficiency	≤ 150 kW: - 0.15 (1 - η) > 150 kW: - 0.1 (1 - η)
Power factor	$\frac{1 - \cos \varphi}{6}$  (minimum 0.02/maximum 0.07)
Slip at full load and operating temperature	± 20 % of the setpoint slip for $P_N \geq 1$ kW ± 30 % of the setpoint slip for $P_N < 1$ kW
Starting torque	-15 % and +25 %
Breakdown torque	-10 % without upper limit
Starting current	+20 % without upper limit
Moment of inertia	± 10 %



**Technical specifications** (continued)**Efficiency and power factor**

The efficiency  $\eta$  and power factor  $\cos \varphi$  for each nominal power are listed in the selection tables in the individual sections of this catalog.

Partial-load power factor  $\cos \varphi$ 

4/4 of full load	1/4	1/2	3/4	5/4
0.92	0.70	0.86	0.90	0.92
0.91	0.65	0.85	0.89	0.91
0.90	0.63	0.83	0.88	0.90
0.89	0.61	0.80	0.86	0.89
0.88	0.57	0.78	0.85	0.88
0.87	0.53	0.76	0.84	0.87
0.86	0.51	0.75	0.83	0.86
0.85	0.49	0.73	0.81	0.86
0.84	0.47	0.71	0.80	0.85
0.83	0.45	0.69	0.79	0.84
0.82	0.43	0.67	0.77	0.83
0.81	0.41	0.66	0.76	0.82
0.80	0.40	0.65	0.75	0.81
0.79	0.38	0.63	0.74	0.80
0.78	0.36	0.61	0.72	0.80
0.77	0.34	0.59	0.71	0.79
0.76	0.32	0.58	0.70	0.78
0.75	0.30	0.56	0.69	0.78
0.74	0.29	0.55	0.68	0.77
0.73	0.28	0.54	0.67	0.77
0.72	0.27	0.52	0.63	0.76
0.71	0.26	0.50	0.62	0.76

For motors with Standard Efficiency (IE1), High Efficiency (IE2) and Premium Efficiency (IE3), the 3/4 load efficiency is also listed in the selection tables. The part-load values stated in the tables below are averages; precise values can be provided on request.

Partial-load efficiency  $\eta$  in %

4/4 of full load	1/4	1/2	3/4	5/4
97	93	96.0	97.0	96.5
96	92	95.0	96.0	95.5
95	90	93.5	95.0	94.5
94	89	92.5	94.0	93.5
93	88	91.5	93.0	92.5
92	87	91.0	92.0	91.5
91	86	90.0	91.0	90.0
90	85	89.0	90.0	89.0
89	84	88.0	89.0	88.0
88	80	87.0	88.0	87.0
87	79	86.0	87.0	86.0
86	78	85.0	86.0	85.0
85	76	84.0	85.0	83.5
84	74	83.0	84.0	82.5
83	72	82.0	83.0	81.5
82	70	81.0	82.0	80.5
81	68	80.0	81.0	79.5
80	66	79.0	80.0	78.5
79	64	77.0	79.5	77.5
78	62	75.5	78.5	76.5
77	60	74.0	77.5	75.0
76	58	73.0	76.0	74.0
75	56	72.0	75.0	73.0
74	55	71.0	74.0	72.0
73	54	70.0	73.0	71.0
72	53	68.0	72.0	70.0
71	52	67.0	71.0	69.0
70	51	66.0	70.0	68.0
69	50	65.0	69.0	67.0
68	49	64.0	67.5	66.0
67	48	62.0	66.5	65.0
66	47	61.0	65.0	64.0
65	46	60.0	64.0	63.0
64	45	59.0	63.0	62.0
63	44	57.0	62.0	61.0
62	43	56.0	60.5	60.5
61	42	55.0	59.5	59.5
60	41	54.0	58.5	58.5

**EMC measures**

FLENDER SIP planetary geared motors are designed as components for installation in systems and machines. The manufacturer of the system or machine is responsible in complying with EMC directive 2004/108/EC.

LA and LE motors when correctly used in continuous operation connected to the line supply fulfill standards EMC EN 50081 and EN 50082.

## Motors with IE1 Standard Efficiency

## Technical specifications

Size	Motor	$P_N$	$n_N$	$T_N$	$I_N$	$\cos \varphi$	$\eta$			$I_s/I_N$
		kW	rpm	Nm	400 V A		-	4/4 load %	3/4 load %	
<b>4-pole, 1500 rpm at 50 Hz</b>										
63	LA63MD4	0.09	1400	0.61	0.42	0.61	51.30	45.80	2.90	
	LA63ME4	0.12	1350	0.85	0.42	0.75	53.60	52.10	2.80	
	LA63MF4	0.18	1350	1.27	0.58	0.76	58.30	56.80	3.00	
71	LA71MG4	0.25	1350	1.77	0.77	0.78	61.90	60.40	3.00	
	LA71MH4	0.37	1370	2.58	1.06	0.78	65.80	64.80	3.30	
80	LE80MB4	0.55	1440	3.65	1.66	0.69	69.40	67.80	4.60	
	LE80MF4 <sup>1)</sup>	0.75	1430	5.01	2.00	0.75	72.10	72.00	4.70	
90	LE90SE4 <sup>1)</sup>	1.10	1425	7.37	2.80	0.76	75.00	75.40	5.00	
	LE90LD4 <sup>1)</sup>	1.50	1420	10.1	3.70	0.76	77.20	77.40	4.90	
100	LE100LB4 <sup>1)</sup>	2.20	1425	14.7	4.90	0.81	79.70	80.50	5.10	
	LE100LH4 <sup>1)</sup>	3.00	1425	20.1	6.30	0.85	81.50	83.00	5.40	
112	LE112ME4 <sup>1)</sup>	4.00	1435	26.6	8.20	0.85	83.10	84.50	5.30	
132	LE132SF4 <sup>1)</sup>	5.50	1450	36.2	11.20	0.82	84.70	85.70	5.70	
	LE132ME4 <sup>1)</sup>	7.50	1450	49.4	15.20	0.82	86.00	86.90	6.60	
	LE132ZMSA4 <sup>1)</sup>	9.20	1450	60.6	18.00	0.84	87.60	O. R.	7.40	
160	LE160MD4 <sup>1)</sup>	11.00	1460	71.9	22.00	0.82	87.60	88.00	6.40	
	LE160LA4 <sup>1)</sup>	15.00	1460	98.1	30.00	0.82	88.70	89.30	7.00	
<b>2-pole, 3000 rpm at 50 Hz</b>										
63	LA63ME2	0.18	2820	0.61	0.51	0.79	62.00	60.50	3.70	
	LA63MF2	0.25	2830	0.84	0.69	0.80	63.00	62.00	4.00	
71	LA71MG2	0.37	2740	1.29	1.00	0.82	66.00	65.00	3.50	
	LA71MH2	0.55	2800	1.88	1.36	0.82	71.00	71.00	4.30	
100	LE100LD2 <sup>1)</sup>	3.00	2835	10.1	6.10	0.87	81.50	82.80	6.20	
112	LE112MB2 <sup>1)</sup>	4.00	2930	13	8.10	0.86	83.10	83.80	7.30	
132	LE132SB2 <sup>1)</sup>	5.50	2905	18.1	10.60	0.89	84.70	85.70	5.60	
	LE132SF2 <sup>1)</sup>	7.50	2925	24.5	14.40	0.87	86.00	86.90	6.30	
160	LE160MA2 <sup>1)</sup>	11.00	2925	35.9	21.50	0.85	87.60	87.60	5.80	
	LE160MF2 <sup>1)</sup>	15.00	2930	48.9	29.00	0.84	88.70	89.00	6.10	
	LE160LB2 <sup>1)</sup>	18.50	2935	60.2	35.00	0.86	89.30	90.00	7.00	
<b>6-pole, 1000 rpm at 50 Hz</b>										
63	LA63MF6	0.09	850	1.01	0.44	0.66	50.20	48.70	2.00	
	LA63MG6	0.12	870	1.32	0.75	0.62	37.20	32.60	1.90	
71	LA71MG6	0.18	850	2.02	0.72	0.68	57.30	55.80	2.30	
	LA71MH6	0.25	830	2.88	0.79	0.76	61.90	60.40	2.70	
100	LE100LD6 <sup>1)</sup>	1.50	940	15.2	3.90	0.74	75.20	76.00	4.00	
112	LE112MB6 <sup>1)</sup>	2.20	930	22.6	5.40	0.75	77.70	78.80	4.10	
132	LE132SB6 <sup>1)</sup>	3.00	955	30	7.30	0.74	79.70	80.20	4.60	
	LE132MA6 <sup>1)</sup>	4.00	950	40.2	9.30	0.76	81.40	82.90	4.70	
	LE132MJ6 <sup>1)</sup>	5.50	950	55.3	12.80	0.75	83.10	84.60	5.20	
160	LE160ML6 <sup>1)</sup>	7.50	970	73.8	17.60	0.73	84.70	85.40	5.50	
	LE160LN6 <sup>1)</sup>	11.00	965	108.9	24.00	0.77	86.40	86.40	5.90	
<b>8-pole, 750 rpm at 50 Hz</b>										
71	LA71MH8	0.09	630	1.36	0.36	0.68	51.00	49.50	2.20	
	LA71MJ8	0.12	645	1.78	0.53	0.64	51.00	49.50	2.20	
100	LE100LA8	0.75	705	10.2	3.01	0.62	62.60	60.80	3.00	
	LE100LK8	1.10	705	14.9	3.85	0.63	65.50	64.20	3.20	
112	LE112MG8	1.50	700	20.5	4.65	0.65	71.60	72.20	3.30	
132	LE132SL8	2.20	715	29.4	6.30	0.66	76.80	77.40	3.90	
	LE132MJ8	3.00	710	40.3	8.60	0.66	76.60	77.80	3.90	
160	LE160MD8	4.00	720	53.1	10.60	0.69	78.30	78.50	3.80	
	LE160ML8	5.50	720	72.9	13.80	0.70	81.70	82.50	4.00	
	LE160LN8	7.50	715	100.2	18.60	0.70	83.50	84.50	3.80	

For the selection and ordering data for motors, see Catalog MD 50.1.

O. R. On request

<sup>1)</sup> Only as brake motor or motor for intermittent duty S3 - 75 %.

## Technical specifications (continued)

Size	Motor	$T_{St}/T_N$	$T_{Bk}/T_N$	$T_A/T_N$	$L_{pFA}$	$L_{WA}$	$Z_0$	$J_{mot}$	$m_{mot}$
		-	-	-	dB (A)	dB (A)	1/h	$10^{-4}$ kgm <sup>2</sup>	kg
<b>4-pole, 1500 rpm at 50 Hz</b>									
63	LA63MD4	2.60	2.70	O. R.	42	53	20000	2.9	3.20
	LA63ME4	1.90	2.00	O. R.	42	53	20000	2.9	3.20
	LA63MF4	1.90	1.90	O. R.	42	53	10000	3.7	3.60
71	LA71MG4	1.90	1.90	O. R.	44	55	10000	5.2	4.30
	LA71MH4	1.90	2.10	O. R.	44	55	10000	7.7	5.80
80	LE80MB4	2.20	2.80	2.40	53	64	10000	O. R.	O. R.
	LE80MF4 <sup>1)</sup>	2.10	2.50	2.30	53	64	10000	O. R.	O. R.
90	LE90SE4 <sup>1)</sup>	2.20	2.60	2.40	56	67	8000	O. R.	O. R.
	LE90LD4 <sup>1)</sup>	2.40	2.60	2.60	58	69	8000	O. R.	O. R.
100	LE100LB4 <sup>1)</sup>	2.20	2.30	2.40	60	72	7000	59.0	21.00
	LE100LH4 <sup>1)</sup>	2.40	2.60	2.60	60	72	7000	78.0	25.00
112	LE112ME4 <sup>1)</sup>	2.20	2.60	2.40	58	70	5000	100.0	31.00
132	LE132SF4 <sup>1)</sup>	2.30	2.70	2.50	64	76	3000	190.0	44.00
	LE132ME4 <sup>1)</sup>	2.60	3.10	2.80	64	76	3000	240.0	51.00
	LE132ZMSA4 <sup>1)</sup>	2.20	3.20	O. R.	65	77	1600	330.0	O. R.
160	LE160MD4 <sup>1)</sup>	2.30	3.10	2.50	65	77	2000	440.0	73.00
	LE160LA4 <sup>1)</sup>	2.50	3.40	2.70	65	77	2000	560.0	84.00
<b>2-pole, 3000 rpm at 50 Hz</b>									
63	LA63ME2	2.00	2.20	O. R.	49	60	7000	1.8	3.20
	LA63MF2	2.00	2.20	O. R.	49	60	7000	2.2	3.60
71	LA71MG2	2.30	2.30	O. R.	52	63	7000	2.9	4.50
	LA71MH2	2.50	2.60	O. R.	52	63	7000	4.1	5.50
100	LE100LD2 <sup>1)</sup>	3.20	2.90	3.50	67	79	3000	34.0	23.00
112	LE112MB2 <sup>1)</sup>	2.70	3.70	2.90	69	81	2000	67.0	29.00
132	LE132SB2 <sup>1)</sup>	1.90	2.50	2.00	68	80	1000	130.0	40.00
	LE132SF2 <sup>1)</sup>	2.10	3.20	2.30	68	80	1000	160.0	46.00
160	LE160MA2 <sup>1)</sup>	2.00	2.60	2.20	70	82	600	300.0	69.00
	LE160MF2 <sup>1)</sup>	2.50	3.10	2.70	70	82	600	360.0	78.00
	LE160LB2 <sup>1)</sup>	2.50	3.20	2.70	70	82	600	440.0	90.00
<b>6-pole, 1000 rpm at 50 Hz</b>									
63	LA63MF6	1.80	1.90	O. R.	39	50	15000	3.7	3.60
	LA63MG6	2.10	2.10	O. R.	39	50	15000	3.7	3.60
71	LA71MG6	2.10	1.90	O. R.	39	50	15000	5.5	4.30
	LA71MH6	2.20	2.00	O. R.	39	50	15000	8.0	5.30
100	LE100LD6 <sup>1)</sup>	2.00	2.20	2.20	59	71	9000	65.0	22.00
112	LE112MB6 <sup>1)</sup>	2.30	2.50	2.50	57	69	8000	92.0	29.00
132	LE132SB6 <sup>1)</sup>	2.00	2.60	2.20	63	75	6000	170.0	39.00
	LE132MA6 <sup>1)</sup>	2.10	2.50	2.30	63	75	6000	210.0	45.00
	LE132MJ6 <sup>1)</sup>	2.50	2.80	2.70	63	75	5000	270.0	55.00
160	LE160ML6 <sup>1)</sup>	2.10	2.90	2.30	67	79	4000	560.0	83.00
	LE160LN6 <sup>1)</sup>	1.90	2.70	2.00	67	79	4000	780.0	106.00
<b>8-pole, 750 rpm at 50 Hz</b>									
71	LA71MH8	1.90	1.70	O. R.	36	47	O. R.	8.0	5.30
	LA71MJ8	2.20	2.00	O. R.	36	47	O. R.	8.0	5.30
100	LE100LA8	1.90	2.20	2.00	60	72	O. R.	56.0	17.00
	LE100LK8	2.00	2.30	2.20	60	72	O. R.	78.0	22.00
112	LE112MG8	1.60	1.90	1.70	63	75	O. R.	94.0	29.00
132	LE132SL8	1.70	2.40	1.80	63	75	O. R.	190.0	37.00
	LE132MJ8	1.80	2.20	1.90	63	75	O. R.	240.0	44.00
160	LE160MD8	1.70	2.30	1.80	63	75	O. R.	440.0	60.00
	LE160ML8	1.60	2.20	1.70	63	75	O. R.	560.0	72.00
	LE160LN8	1.70	2.20	1.80	63	75	O. R.	770.0	91.00

For the selection and ordering data for motors, see Catalog MD 50.1.

O. R. On request

<sup>1)</sup> Only as brake motor or motor for intermittent duty S3 - 75 %.

## Motors with IE1 Standard Efficiency

## Technical specifications (continued)

Size	Motor	$P_N$	$n_N$	$T_N$	$I_N$	$\cos \varphi$	$\eta$			$I_s/I_N$
		kW	rpm	Nm	460 V A		-	4/4 load %	3/4 load %	
<b>4-pole, 1800 rpm at 60 Hz, 50 Hz power</b>										
63	LA63ME4	0.12	1670	0.69	0.42	0.68	54.10	51.80	3.20	
	LA63MF4	0.18	1690	1.02	0.56	0.70	58.80	56.40	3.30	
	LA63MD4	0.09	1695	0.51	0.41	0.60	46.00	41.00	3.30	
71	LA71MG4	0.25	1675	1.43	0.74	0.65	65.50	63.00	3.60	
	LA71MH4	0.37	1695	2.08	0.94	0.66	73.00	71.80	4.20	
80	LE80MB4	0.55	1745	3.01	1.41	0.69	74.00	73.00	5.70	
	LE80MF4 <sup>1)</sup>	0.75	1735	4.13	1.70	0.75	77.00	76.60	5.60	
90	LE90SE4 <sup>1)</sup>	1.10	1730	6.07	2.35	0.77	79.00	79.20	5.90	
	LE90LD4 <sup>1)</sup>	1.50	1730	8.28	3.15	0.77	81.50	81.70	6.40	
100	LE100LB4 <sup>1)</sup>	2.20	1720	12.2	4.30	0.82	83.00	83.00	5.80	
	LE100LH4 <sup>1)</sup>	3.00	1725	16.6	5.50	0.86	85.00	85.00	6.00	
112	LE112ME4 <sup>1)</sup>	4.00	1730	22.1	7.30	0.85	85.00	85.00	5.80	
132	LE132SF4 <sup>1)</sup>	5.50	1745	30.1	9.90	0.84	87.00	87.00	6.70	
	LE132ME4 <sup>1)</sup>	7.50	1750	40.9	13.40	0.84	87.50	87.50	7.00	
	LE132ZMSA4 <sup>1)</sup>	9.20	1760	49.9	15.4	0.85	88.50	O. R.	9.10	
160	LE160MD4 <sup>1)</sup>	11.00	1760	59.7	19.90	0.82	88.50	88.50	7.70	
	LE160LA4 <sup>1)</sup>	15.00	1760	81.4	27.00	0.82	89.50	89.50	7.60	
<b>2-pole, 3600 rpm at 60 Hz, 50 Hz power</b>										
63	LA63ME2	0.18	3455	0.50	0.47	0.76	63.50	61.70	4.50	
	LA63MF2	0.25	3455	0.69	0.65	0.75	65.00	63.20	4.60	
71	LA71MG2	0.37	3410	1.04	0.91	0.76	67.00	65.10	5.00	
	LA71MH2	0.55	3440	1.53	1.25	0.78	71.10	70.00	5.40	
100	LE100LD2 <sup>1)</sup>	3.00	3430	8.35	5.30	0.88	84.50	84.50	6.80	
112	LE112MB2 <sup>1)</sup>	4.00	3525	10.8	7.10	0.88	84.50	84.50	7.50	
132	LE132SB2 <sup>1)</sup>	5.50	3505	15.0	9.30	0.90	86.00	86.00	5.70	
	LE132SF2 <sup>1)</sup>	7.50	3530	20.3	12.80	0.88	87.50	87.50	6.90	
160	LE160MA2 <sup>1)</sup>	11.00	3520	29.8	19.20	0.86	87.50	87.50	6.50	
	LE160MF2 <sup>1)</sup>	15.00	3530	40.6	26.00	0.86	88.50	88.50	6.40	
	LE160LB2 <sup>1)</sup>	18.50	3530	50.0	31.00	0.87	89.50	89.50	7.20	
<b>6-pole, 1200 rpm at 60 Hz, 50 Hz power</b>										
63	LA63MF6	0.09	1075	0.8	0.38	0.63	47.10	44.90	2.20	
	LA63MG6	0.12	1100	1.04	0.73	0.53	39.40	33.80	2.10	
71	LA71MG6	0.18	1080	1.59	0.67	0.61	56.40	54.10	3.10	
	LA71MH6	0.25	1090	2.19	0.72	0.70	62.90	60.60	3.40	
100	LE100LD6 <sup>1)</sup>	1.50	1140	12.6	3.30	0.78	77.00	77.50	4.50	
112	LE112MB6 <sup>1)</sup>	2.20	1130	18.6	4.70	0.78	78.50	79.00	4.50	
132	LE132SB6 <sup>1)</sup>	3.00	1150	24.9	6.30	0.75	83.50	83.50	4.60	
	LE132MA6 <sup>1)</sup>	4.00	1145	33.4	8.10	0.78	83.50	83.50	4.70	
	LE132MJ6 <sup>1)</sup>	5.50	1150	45.7	11.20	0.76	85.00	85.00	5.20	
160	LE160ML6 <sup>1)</sup>	7.50	1170	61.2	15.30	0.75	86.00	86.00	6.20	
	LE160LN6 <sup>1)</sup>	11.00	1165	90.2	21.00	0.77	89.00	89.00	6.30	
<b>8-pole, 900 rpm at 60 Hz, 50 Hz power</b>										
71	LA71MH8	0.09	815	1.05	0.36	0.61	51.40	49.70	2.40	
	LA71MJ8	0.12	825	1.39	0.55	0.56	50.10	48.10	2.30	
100	LE100LA8	0.75	855	8.38	2.73	0.61	67.90	67.40	3.30	
	LE100LK8	1.10	855	12.3	3.20	0.62	72.40	72.40	3.50	
112	LE112MG8	1.50	850	16.9	4.00	0.66	74.30	74.30	3.80	
132	LE132SL8	2.20	865	24.3	5.40	0.66	80.60	80.60	4.60	
	LE132MJ8	3.00	865	33.1	7.10	0.68	81.00	81.00	4.50	
160	LE160MD8	4.00	870	43.9	9.60	0.70	78.30	78.80	4.30	
	LE160ML8	5.50	870	60.4	12.40	0.71	81.90	81.90	4.20	
	LE160LN8	7.50	870	82.3	17.20	0.70	81.90	81.90	4.30	

For the selection and ordering data for motors, see Catalog MD 50.1.

O. R. On request

<sup>1)</sup> Only as brake motor or motor for intermittent duty S3 - 75 %.

## Technical specifications (continued)

Size	Motor	$T_{St}/T_N$	$T_{Bk}/T_N$	$T_A/T_N$	$L_{pFA}$	$L_{WA}$	$Z_0$	$J_{mot}$	$m_{mot}$
		-	-	-	dB (A)	dB (A)	1/h	$10^{-4}$ kgm <sup>2</sup>	kg
<b>4-pole, 1800 rpm at 60 Hz, 50 Hz power</b>									
63	LA63ME4	2.30	2.40	O. R.	46	57	15000	2.9	3.20
	LA63MF4	2.30	2.30	O. R.	46	57	15000	3.7	3.60
	LA63MD4	3.20	3.30	O. R.	46	57	15000	2.9	3.20
71	LA71MG4	2.20	2.30	O. R.	48	59	15000	5.2	4.30
	LA71MH4	2.30	2.50	O. R.	48	59	15000	7.7	5.80
80	LE80MB4	2.40	3.30	2.60	55	66	10000	O. R.	O. R.
	LE80MF4 <sup>1)</sup>	2.30	2.80	2.50	55	66	10000	O. R.	O. R.
90	LE90SE4 <sup>1)</sup>	2.50	3.00	2.80	54	65	8000	O. R.	O. R.
	LE90LD4 <sup>1)</sup>	2.60	3.00	2.90	55	66	8000	O. R.	O. R.
100	LE100LB4 <sup>1)</sup>	2.20	2.40	O. R.	62	74	7000	59.0	21.00
	LE100LH4 <sup>1)</sup>	2.20	2.30	O. R.	62	74	7000	78.0	25.00
112	LE112ME4 <sup>1)</sup>	2.10	2.70	O. R.	62	74	5000	100.0	31.00
132	LE132SF4 <sup>1)</sup>	2.20	2.80	O. R.	68	80	3000	190.0	44.00
	LE132ME4 <sup>1)</sup>	2.40	3.00	O. R.	68	80	3000	240.0	51.00
	LE132ZMSA4 <sup>1)</sup>	2.40	3.70	O. R.	69	81	1600	330.0	O. R.
160	LE160MD4 <sup>1)</sup>	2.30	3.10	O. R.	69	81	2000	440.0	73.00
	LE160LA4 <sup>1)</sup>	2.50	3.40	O. R.	69	81	2000	560.0	84.00
<b>2-pole, 3600 rpm at 60 Hz, 50 Hz power</b>									
63	LA63ME2	2.40	2.70	O. R.	53	64	5000	1.8	3.20
	LA63MF2	2.40	2.70	O. R.	53	64	5000	2.2	3.60
71	LA71MG2	2.90	2.90	O. R.	56	67	5000	2.9	4.50
	LA71MH2	3.00	2.90	O. R.	56	67	5000	4.1	5.50
100	LE100LD2 <sup>1)</sup>	3.40	3.30	O. R.	71	83	2000	34.0	23.00
112	LE112MB2 <sup>1)</sup>	2.70	3.80	O. R.	73	85	O. R.	67.0	29.00
132	LE132SB2 <sup>1)</sup>	1.80	2.70	O. R.	72	84	O. R.	130.0	40.00
	LE132SF2 <sup>1)</sup>	2.30	3.40	O. R.	72	84	O. R.	160.0	46.00
160	LE160MA2 <sup>1)</sup>	2.10	2.90	O. R.	77	89	O. R.	300.0	69.00
	LE160MF2 <sup>1)</sup>	2.40	3.10	O. R.	77	89	O. R.	360.0	78.00
	LE160LB2 <sup>1)</sup>	2.40	3.20	O. R.	77	89	O. R.	440.0	90.00
<b>6-pole, 1200 rpm at 60 Hz, 50 Hz power</b>									
63	LA63MF6	2.10	1.80	O. R.	43	54	10500	3.7	3.60
	LA63MG6	2.70	2.80	O. R.	43	54	10500	3.7	3.60
71	LA71MG6	2.50	2.50	O. R.	43	54	10500	5.5	4.30
	LA71MH6	2.70	2.60	O. R.	43	54	10500	8.0	5.30
100	LE100LD6 <sup>1)</sup>	2.10	2.50	O. R.	62	74	O. R.	65.0	22.00
112	LE112MB6 <sup>1)</sup>	2.30	2.60	O. R.	60	72	O. R.	92.0	29.00
132	LE132SB6 <sup>1)</sup>	1.90	2.30	O. R.	67	79	O. R.	170.0	39.00
	LE132MA6 <sup>1)</sup>	2.00	2.40	O. R.	67	79	O. R.	210.0	45.00
	LE132MJ6 <sup>1)</sup>	2.40	2.60	O. R.	67	79	O. R.	270.0	55.00
160	LE160ML6 <sup>1)</sup>	2.30	3.00	O. R.	70	82	O. R.	560.0	83.00
	LE160LN6 <sup>1)</sup>	1.90	2.70	O. R.	70	82	O. R.	780.0	106.00
<b>8-pole, 900 rpm at 60 Hz, 50 Hz power</b>									
71	LA71MH8	2.30	2.00	O. R.	39	50	O. R.	8.0	5.30
	LA71MJ8	2.60	2.40	O. R.	39	51	O. R.	8.0	5.30
100	LE100LA8	1.70	2.30	O. R.	63	75	O. R.	56.0	17.00
	LE100LK8	1.80	2.30	O. R.	63	75	O. R.	78.0	22.00
112	LE112MG8	1.60	2.00	O. R.	66	78	O. R.	94.0	29.00
132	LE132SL8	1.60	2.30	O. R.	66	78	O. R.	190.0	37.00
	LE132MJ8	1.70	2.20	O. R.	66	78	O. R.	240.0	44.00
160	LE160MD8	1.70	2.30	O. R.	71	83	O. R.	440.0	60.00
	LE160ML8	1.60	2.20	O. R.	71	83	O. R.	560.0	72.00
	LE160LN8	1.70	2.20	O. R.	71	83	O. R.	770.0	91.00

For the selection and ordering data for motors, see Catalog MD 50.1.

O. R. On request

<sup>1)</sup> Only as brake motor or motor for intermittent duty S3 - 75 %.



## Motors with IE1 Standard Efficiency

## Technical specifications (continued)

Size	Motor	$P_N$	$n_N$	$T_N$	$I_N$	$\cos \varphi$	$\eta$			$I_s/I_N$
		kW	rpm	Nm	460 V A		-	4/4 load %	3/4 load %	
<b>4-pole, 1800 rpm at 60 Hz, 60 Hz power</b>										
63	LA63ME4	0.14	1650	0.81	0.43	0.74	56.00	54.50	3.10	
	LA63MF4	0.21	1650	1.22	0.59	0.77	58.30	56.80	3.10	
	LA63MD4	0.11	1675	0.63	0.42	0.64	51.80	46.20	3.20	
71	LA71MG4	0.29	1650	1.68	0.76	0.77	61.90	60.40	3.30	
	LA71MH4	0.43	1669	2.46	1.08	0.76	65.80	64.80	3.80	
80	LE80MB4	0.63	1740	3.46	1.55	0.69	74.00	72.90	5.40	
	LE80MF4 <sup>1)</sup>	0.86	1730	4.75	1.87	0.75	77.00	76.90	5.30	
90	LE90SE4 <sup>1)</sup>	1.27	1725	7.03	2.60	0.77	79.00	79.30	5.60	
	LE90LD4 <sup>1)</sup>	1.75	1720	9.72	3.50	0.77	81.50	82.00	6.00	
100	LE100LB4 <sup>1)</sup>	2.55	1720	14.2	4.70	0.82	83.00	83.00	5.80	
	LE100LH4 <sup>1)</sup>	3.45	1725	19.1	5.90	0.86	85.00	85.00	6.00	
112	LE112ME4 <sup>1)</sup>	4.55	1730	25.1	7.90	0.85	85.00	85.00	5.80	
132	LE132SF4 <sup>1)</sup>	6.30	1745	34.5	10.80	0.84	87.00	87.00	6.70	
	LE132ME4 <sup>1)</sup>	8.60	1750	46.9	14.70	0.84	87.50	87.50	7.00	
	LE132ZMSA4 <sup>1)</sup>	10.50	1750	57.3	17.70	0.85	88.50	O. R.	8.00	
160	LE160MD4 <sup>1)</sup>	12.60	1760	68.4	22.00	0.82	88.50	88.50	6.80	
	LE160LA4 <sup>1)</sup>	17.30	1760	93.9	29.50	0.82	90.50	90.50	7.30	
<b>2-pole, 3600 rpm at 60 Hz, 60 Hz power</b>										
63	LA63ME2	0.21	3420	0.59	0.51	0.81	64.00	63.00	4.10	
	LA63MF2	0.29	3430	0.81	0.68	0.82	65.00	64.00	4.30	
71	LA71MG2	0.43	3340	1.23	1.00	0.82	66.00	65.00	4.50	
	LA71MH2	0.63	3400	1.77	1.36	0.82	71.00	71.00	4.90	
100	LE100LD2 <sup>1)</sup>	3.45	3430	9.6	5.80	0.88	84.50	84.50	6.80	
112	LE112MB2 <sup>1)</sup>	4.55	3525	12.3	7.70	0.88	84.50	84.50	7.50	
132	LE132SB2 <sup>1)</sup>	6.30	3505	17.2	10.20	0.90	86.00	86.00	5.70	
	LE132SF2 <sup>1)</sup>	8.60	3530	23.3	14.00	0.88	87.50	87.50	6.90	
160	LE160MA2 <sup>1)</sup>	12.60	3520	34.2	21.00	0.86	87.50	87.50	5.70	
	LE160MF2 <sup>1)</sup>	17.30	3530	46.8	28.00	0.86	89.50	89.50	6.40	
	LE160LB2 <sup>1)</sup>	21.30	3530	57.6	34.50	0.87	89.50	89.50	7.20	
<b>6-pole, 1200 rpm at 60 Hz, 60 Hz power</b>										
63	LA63MF6	0.10	1050	0.91	0.39	0.67	48.00	46.50	2.10	
	LA63MG6	0.14	1080	1.24	0.74	0.57	41.90	37.00	2.10	
71	LA71MG6	0.21	1035	1.94	0.69	0.67	57.30	55.80	3.00	
	LA71MH6	0.29	1030	2.69	0.78	0.75	61.90	60.40	3.10	
100	LE100LD6 <sup>1)</sup>	1.75	1140	14.7	3.65	0.78	77.00	77.50	4.50	
112	LE112MB6 <sup>1)</sup>	2.55	1130	21.5	5.20	0.78	78.50	79.00	4.50	
132	LE132SB6 <sup>1)</sup>	3.45	1150	28.6	6.90	0.75	83.50	83.50	4.60	
	LE132MA6 <sup>1)</sup>	4.55	1145	37.9	8.80	0.78	83.50	83.50	4.70	
	LE132MJ6 <sup>1)</sup>	6.30	1150	52.3	12.20	0.76	85.00	85.00	5.20	
160	LE160ML6 <sup>1)</sup>	8.60	1170	70.2	16.70	0.75	86.00	86.00	5.90	
	LE160LN6 <sup>1)</sup>	12.60	1165	103.3	23.00	0.77	89.00	89.00	6.30	
<b>8-pole, 900 rpm at 60 Hz, 60 Hz power</b>										
71	LA71MH8	0.104	780	1.27	0.39	0.66	50.50	49.00	2.20	
	LA71MJ8	0.14	795	1.68	0.56	0.62	50.60	49.10	2.20	
100	LE100LA8	0.86	855	9.61	2.73	0.61	68.00	67.50	3.30	
	LE100LK8	1.27	855	14.2	3.55	0.62	72.50	72.50	3.50	
112	LE112MG8	1.75	850	19.7	4.50	0.66	74.30	74.30	3.80	
132	LE132SL8	2.55	865	28.2	6.00	0.66	81.40	81.40	4.10	
	LE132MJ8	3.45	865	38.1	7.80	0.68	82.10	82.10	4.00	
160	LE160MD8	4.55	870	49.9	10.40	0.70	78.30	78.80	4.10	
	LE160ML8	6.30	870	69.2	13.60	0.71	81.90	81.90	4.20	
	LE160LN8	8.60	865	94.9	18.80	0.70	82.00	82.00	4.10	

For the selection and ordering data for motors, see Catalog MD 50.1.

O. R. On request

<sup>1)</sup> Only as brake motor or motor for intermittent duty S3 - 75 %.

## Technical specifications (continued)

Size	Motor	$T_{St}/T_N$	$T_{Bk}/T_N$	$T_A/T_N$	$L_{pFA}$	$L_{WA}$	$Z_0$	$J_{mot}$	$m_{mot}$
		-	-	-	dB (A)	dB (A)	1/h	$10^{-4}$ kgm <sup>2</sup>	kg
<b>4-pole, 1800 rpm at 60 Hz, 60 Hz power</b>									
63	LA63ME4	2.00	2.10	O. R.	46	57	15000	2.9	3.20
	LA63MF4	2.00	2.00	O. R.	46	57	15000	3.7	3.60
	LA63MD4	2.50	2.70	O. R.	46	57	15000	2.9	3.20
71	LA71MG4	1.90	2.00	O. R.	48	59	15000	5.2	4.30
	LA71MH4	2.00	2.20	O. R.	48	59	15000	7.7	5.80
80	LE80MB4	2.30	3.10	2.50	55	66	10000	O. R.	O. R.
	LE80MF4 <sup>1)</sup>	2.20	2.70	2.40	55	66	10000	O. R.	O. R.
90	LE90SE4 <sup>1)</sup>	2.40	2.80	2.60	54	65	8000	O. R.	O. R.
	LE90LD4 <sup>1)</sup>	2.50	2.80	2.80	55	66	8000	O. R.	O. R.
100	LE100LB4 <sup>1)</sup>	2.20	2.40	2.40	62	74	7000	59.0	21.00
	LE100LH4 <sup>1)</sup>	2.20	2.30	2.40	62	74	7000	78.0	25.00
112	LE112ME4 <sup>1)</sup>	2.10	2.70	2.30	62	74	5000	100.0	31.00
132	LE132SF4 <sup>1)</sup>	2.20	2.80	2.40	68	80	3000	190.0	44.00
	LE132ME4 <sup>1)</sup>	2.40	3.00	2.60	68	80	3000	240.0	51.00
	LE132ZMSA4 <sup>1)</sup>	2.10	3.20	O. R.	69	81	1600	330.0	O. R.
160	LE160MD4 <sup>1)</sup>	2.30	3.00	2.50	69	81	2000	440.0	73.00
	LE160LA4 <sup>1)</sup>	2.50	3.40	2.70	69	81	2000	560.0	84.00
<b>2-pole, 3600 rpm at 60 Hz, 60 Hz power</b>									
63	LA63ME2	2.10	2.30	O. R.	53	64	5000	1.8	3.20
	LA63MF2	2.10	2.30	O. R.	53	64	5000	2.2	3.60
71	LA71MG2	2.50	2.50	O. R.	56	67	5000	2.9	4.50
	LA71MH2	2.60	2.50	O. R.	56	67	5000	4.1	5.50
100	LE100LD2 <sup>1)</sup>	3.40	3.30	3.70	71	83	2000	34.0	23.00
112	LE112MB2 <sup>1)</sup>	2.70	3.80	2.90	73	85	O. R.	67.0	29.00
132	LE132SB2 <sup>1)</sup>	1.80	2.70	1.90	72	84	O. R.	130.0	40.00
	LE132SF2 <sup>1)</sup>	2.30	3.40	2.50	72	84	O. R.	160.0	46.00
160	LE160MA2 <sup>1)</sup>	2.00	2.80	2.20	77	89	O. R.	300.0	69.00
	LE160MF2 <sup>1)</sup>	2.40	3.10	2.60	77	89	O. R.	360.0	78.00
	LE160LB2 <sup>1)</sup>	2.40	3.20	2.60	77	89	O. R.	440.0	90.00
<b>6-pole, 1200 rpm at 60 Hz, 60 Hz power</b>									
63	LA63MF6	1.90	1.60	O. R.	43	54	10500	3.7	3.60
	LA63MG6	2.30	2.30	O. R.	43	54	10500	3.7	3.60
71	LA71MG6	2.10	2.10	O. R.	43	54	10500	5.5	4.30
	LA71MH6	2.30	2.20	O. R.	43	54	10500	8.0	5.30
100	LE100LD6 <sup>1)</sup>	2.10	2.50	2.30	62	74	O. R.	65.0	22.00
112	LE112MB6 <sup>1)</sup>	2.30	2.60	2.50	60	72	O. R.	92.0	29.00
132	LE132SB6 <sup>1)</sup>	1.90	2.30	2.00	67	79	O. R.	170.0	39.00
	LE132MA6 <sup>1)</sup>	2.00	2.40	2.20	67	79	O. R.	210.0	45.00
	LE132MJ6 <sup>1)</sup>	2.40	2.60	2.60	67	79	O. R.	270.0	55.00
160	LE160ML6 <sup>1)</sup>	2.20	2.90	2.40	70	82	O. R.	560.0	83.00
	LE160LN6 <sup>1)</sup>	1.90	2.70	2.00	70	82	O. R.	780.0	106.00
<b>8-pole, 900 rpm at 60 Hz, 60 Hz power</b>									
71	LA71MH8	1.90	1.70	O. R.	39	50	O. R.	8.0	5.30
	LA71MJ8	2.20	2.00	O. R.	39	51	O. R.	8.0	5.30
100	LE100LA8	1.70	2.30	1.80	63	75	O. R.	56.0	17.00
	LE100LK8	1.80	2.30	1.90	63	75	O. R.	78.0	22.00
112	LE112MG8	1.60	2.00	1.70	66	78	O. R.	94.0	29.00
132	LE132SL8	1.60	2.20	1.70	66	78	O. R.	190.0	37.00
	LE132MJ8	1.70	2.30	1.80	66	78	O. R.	240.0	44.00
160	LE160MD8	1.70	2.20	1.80	71	83	O. R.	440.0	60.00
	LE160ML8	1.60	2.20	1.70	71	83	O. R.	560.0	72.00
	LE160LN8	1.70	2.10	1.80	71	83	O. R.	770.0	91.00

For the selection and ordering data for motors, see Catalog MD 50.1.

O. R. On request

<sup>1)</sup> Only as brake motor or motor for intermittent duty S3 - 75 %.

## Motors with IE1 Standard Efficiency

## Technical specifications (continued)

Size	Motor	$P_N$ kW	$n_N$ rpm	$T_N$ Nm	$I_N$ 400 V A	$\cos \varphi$ -	$\eta$ 4/4 load %	$T_{Bk}/T_N$ -
<b>4-pole, 2610 rpm at 87 Hz power</b>								
63	LA63MD4	0.15	2530	0.57	0.64	0.54	63.00	2.9
	LA63ME4	0.20	2460	0.78	0.70	0.73	56.50	2.1
	LA63MF4	0.30	2460	1.16	0.97	0.76	59.00	2.0
71	LA71MG4	0.45	2460	1.75	1.40	0.78	59.50	1.9
	LA71MH4	0.65	2480	2.5	1.80	0.79	66.00	2.1
80	LE80MB4	0.95	2570	3.53	2.80	0.66	74.20	2.8
	LE80MF4	1.30	2550	4.87	3.50	0.71	75.50	2.5
90	LE90SE4	1.90	2540	7.14	4.70	0.71	82.20	2.6
	LE90LD4	2.60	2535	9.79	6.40	0.71	82.60	2.6
100	LE100LB4	3.80	2540	14.3	8.30	0.77	81.70	2.5
	LE100LH4	5.00	2540	18.8	10.80	0.80	83.80	2.7
112	LE112ME4	6.50	2550	24.3	13.60	0.81	85.30	2.8
132	LE132SF4	9.00	2560	33.6	19.20	0.79	85.70	2.9
	LE132ME4	13.00	2560	48.5	26.50	0.79	86.20	3.2
	LE132ZMSA4	16.00	O. R.	O. R.	O. R.	O. R.	O. R.	O. R.
160	LE160MD4	17.00	2575	63	37.00	0.76	87.50	3.5
	LE160LA4	26.00	2575	96.4	49.00	0.78	88.80	3.8
<b>6-pole, 1740 rpm at 87 Hz power</b>								
63	LA63MF6	0.15	1590	0.9	0.75	0.65	44.50	2.1
	LA63MG6	0.20	O. R.	O. R.	O. R.	O. R.	O. R.	O. R.
71	LA71MG6	0.30	1580	1.81	1.05	0.70	59.00	2.1
	LA71MH6	0.45	1570	2.74	1.40	0.75	62.00	2.1
100	LE100LD6	2.60	1680	14.8	6.90	0.70	77.20	2.2
112	LE112MB6	3.80	1680	21.6	9.30	0.72	82.00	2.6
132	LE132SB6	5.00	1695	28.2	12.70	0.69	82.60	2.7
	LE132MA6	7.00	1695	39.4	15.40	0.72	84.80	2.7
	LE132MJ6	9.00	1695	50.7	21.00	0.72	85.80	3.0
160	LE160ML6	13.00	1710	72.6	28.50	0.70	86.90	3.1
	LE160LN6	17.00	1710	94.9	37.50	0.74	88.70	3.0
<b>8-pole, 1305 rpm at 87 Hz power</b>								
71	LA71MH8	0.15	1185	1.21	0.60	0.67	54.00	1.9
	LA71MJ8	0.20	1200	1.59	0.85	0.63	54.00	2.2
100	LE100LA8	1.30	1265	9.81	5.10	0.55	67.40	2.2
	LE100LK8	1.90	1265	14.3	6.60	0.57	72.50	2.3
112	LE112MG8	2.60	1255	19.8	8.00	0.61	77.20	1.9
132	LE132SL8	3.60	1275	27	10.80	0.62	81.90	2.4
	LE132MJ8	5.00	1270	37.6	13.90	0.63	82.40	2.3
160	LE160MD8	7.00	1280	52.2	19.90	0.64	79.30	2.3
	LE160ML8	9.00	1275	67.4	25.50	0.65	82.70	2.2
	LE160LN8	13.00	1275	97.4	34.00	0.67	85.20	2.2

For the selection and ordering data for motors, see Catalog MD 50.1.

## Technical specifications (continued)

Size	Motor	$L_{pTA}$ dB (A)	$L_{WA}$ dB (A)	$J_{mot}$ $10^{-4}$ kgm <sup>2</sup>	$m_{mot}$ kg
<b>4-pole, 2610 rpm at 87 Hz power</b>					
63	LA63MD4	O. R.	O. R.	2.9	3.20
	LA63ME4	O. R.	O. R.	2.9	3.20
	LA63MF4	O. R.	O. R.	3.7	3.60
71	LA71MG4	O. R.	O. R.	5.2	4.30
	LA71MH4	O. R.	O. R.	7.7	5.80
80	LE80MB4	O. R.	O. R.	15.0	O. R.
	LE80MF4	O. R.	O. R.	19.0	O. R.
90	LE90SE4	O. R.	O. R.	26.0	O. R.
	LE90LD4	O. R.	O. R.	30.0	O. R.
100	LE100LB4	O. R.	O. R.	59.0	21.00
	LE100LH4	O. R.	O. R.	78.0	25.00
112	LE112ME4	O. R.	O. R.	100.0	31.00
132	LE132SF4	O. R.	O. R.	190.0	44.00
	LE132ME4	O. R.	O. R.	240.0	51.00
	LE132ZMSA4	O. R.	O. R.	330.0	O. R.
160	LE160MD4	O. R.	O. R.	440.0	73.00
	LE160LA4	O. R.	O. R.	560.0	84.00
<b>6-pole, 1740 rpm at 87 Hz power</b>					
63	LA63MF6	O. R.	O. R.	3.7	3.60
	LA63MG6	O. R.	O. R.	3.7	3.60
71	LA71MG6	O. R.	O. R.	5.5	4.30
	LA71MH6	O. R.	O. R.	8.0	5.30
100	LE100LD6	O. R.	O. R.	65.0	22.00
112	LE112MB6	O. R.	O. R.	92.0	29.00
132	LE132SB6	O. R.	O. R.	170.0	39.00
	LE132MA6	O. R.	O. R.	210.0	45.00
	LE132MJ6	O. R.	O. R.	270.0	55.00
160	LE160ML6	O. R.	O. R.	560.0	83.00
	LE160LN6	O. R.	O. R.	780.0	106.00
<b>8-pole, 1305 rpm at 87 Hz power</b>					
71	LA71MH8	O. R.	O. R.	8.0	5.30
	LA71MJ8	O. R.	O. R.	8.0	5.30
100	LE100LA8	O. R.	O. R.	56.0	17.00
	LE100LK8	O. R.	O. R.	78.0	22.00
112	LE112MG8	O. R.	O. R.	94.0	29.00
132	LE132SL8	O. R.	O. R.	190.0	37.00
	LE132MJ8	O. R.	O. R.	240.0	44.00
160	LE160MD8	O. R.	O. R.	440.0	60.00
	LE160ML8	O. R.	O. R.	560.0	72.00
	LE160LN8	O. R.	O. R.	770.0	91.00

For the selection and ordering data for motors, see Catalog MD 50.1.

## Motors with IE2 High Efficiency

## Technical specifications

Size	Motor	$P_N$	$n_N$	$T_N$	$I_N$	$\cos \varphi$	$\eta$			$I_{st}/I_N$
		kW	rpm	Nm	400 V A		4/4 load %	3/4 load %	-	
<b>4-pole, 1500 rpm at 50 Hz</b>										
80	LE80MD4E	0.55	1440	3.65	1.37	0.74	78.10	78.90	5.30	
	LE80MH4E	0.75	1440	4.97	1.79	0.76	79.60	80.20	5.60	
90	LE90SG4E	1.10	1425	7.37	2.50	0.78	81.40	81.70	5.60	
	LE90LH4E	1.50	1435	9.98	3.30	0.79	82.80	83.50	6.40	
100	LE100LE4E	2.20	1455	14.4	4.65	0.81	84.30	85.10	6.90	
	LE100LK4E	3.00	1455	19.7	6.20	0.82	85.50	86.70	6.90	
112	LE112ME4E	4.00	1460	26.2	8.20	0.81	86.60	87.30	7.10	
132	LE132SF4E	5.50	1465	35.9	11.30	0.80	87.70	89.00	6.90	
	LE132MF4E	7.50	1465	48.9	14.70	0.83	88.70	90.30	6.90	
	LE132ZMM4E	9.20	1455	60.4	17.90	0.83	89.30	O. R.	7.10	
160	LE160MF4E	11.00	1470	71.5	21.00	0.85	89.80	90.90	6.70	
	LE160LD4E	15.00	1475	97.1	28.00	0.85	90.60	91.30	7.30	
180	LES180MM4E	18.50	1465	120.6	35.00	0.84	91.20	92.00	7.20	
	LES180ZLJ4E	22.00	1465	143.4	41.50	0.84	91.60	92.20	7.30	
200	LES200LN4E	30.00	1470	194.9	56.00	0.84	92.30	92.80	6.70	
225	LES225SD4E	37.00	1470	240.4	65.00	0.88	92.70	93.50	6.60	
	LES225YMF4E	45.00	1475	291	80.00	0.87	93.10	93.80	6.90	
250	LES250MD4E	55.00	1480	355	100.00	0.85	93.50	93.90	6.80	
<b>2-pole, 3000 rpm at 50 Hz</b>										
80	LE80MA2E	0.75	2805	2.55	1.67	0.84	77.40	79.50	4.90	
	LE80ME2E	1.10	2835	3.71	2.40	0.83	79.60	81.30	6.00	
90	LE90SG2E	1.50	2885	4.96	3.15	0.84	81.30	82.30	6.90	
	LE90LH2E	2.20	2890	7.27	4.50	0.85	83.20	83.90	7.10	
100	LE100LD2E	3.00	2905	9.86	6.10	0.84	84.60	85.20	7.00	
112	LE112MA2E	4.00	2950	12.9	7.80	0.86	85.80	86.70	7.40	
132	LE132SB2E	5.50	2950	17.8	10.50	0.87	87.00	88.00	6.60	
	LE132SF2E	7.50	2950	24.3	14.10	0.87	88.10	88.70	7.50	
160	LE160MB2E	11.00	2955	35.5	20.50	0.87	89.40	90.00	7.40	
	LE160MG2E	15.00	2955	48.5	27.00	0.88	90.30	90.90	7.60	
	LE160LB2E	18.50	2955	59.8	33.50	0.88	90.90	91.20	7.90	
<b>6-pole, 1000 rpm at 50 Hz</b>										
80	LE80MD6E	0.37	925	3.82	1.08	0.69	71.40	71.50	4.00	
	LE80MK6E	0.55	935	5.62	1.63	0.66	74.00	74.00	4.40	
90	LE90SH6E	0.75	935	7.66	2.05	0.70	75.90	76.00	4.10	
	LE90LLB6E	1.10	935	11.2	2.90	0.70	78.10	78.60	4.40	
100	LE100LLB6E	1.50	970	14.8	3.70	0.73	79.80	80.50	5.40	
112	LE112ME6E	2.20	965	21.8	5.20	0.75	81.80	82.60	5.00	
132	LE132SC6E	3.00	970	29.5	7.20	0.72	83.30	83.40	5.00	
	LE132MB6E	4.00	970	39.4	9.10	0.75	84.60	85.50	5.00	
	LE132MJ6E	5.50	970	54.1	12.10	0.76	86.00	87.00	5.60	
160	LE160ML6E	7.50	975	73.5	16.80	0.74	87.20	88.00	4.70	
	LE160LL6E	11.00	975	107.7	23.50	0.76	88.70	89.60	4.80	
180	LES180LE6E	15.00	975	146.9	31.00	0.78	89.70	90.10	6.00	
200	LES200LG6E	18.50	978	180.6	36.00	0.82	90.40	91.30	5.80	
	LES200LP6E	22.00	978	214.8	42.50	0.82	90.90	91.60	6.20	
225	LES225YMF6E	30.00	980	292	57.00	0.83	91.70	92.50	6.10	
250	LES250MD6E	37.00	982	360	70.00	0.83	92.20	93.10	6.00	
<b>8-pole, 750 rpm at 50 Hz</b>										
180	LES180LE8E	11.00	720	145.9	26.00	0.70	86.60	87.60	4.90	
200	LES200LP8E	15.00	718	199.5	32.00	0.76	88.90	90.80	5.40	
225	LES225SD8E	18.50	730	242	38.50	0.78	89.00	89.90	5.40	
	LES225MD8E	22.00	730	288	44.00	0.80	90.30	91.30	5.50	
250	LES250MD8E	30.00	732	391	59.00	0.80	91.30	92.20	5.60	

For the selection and ordering data for motors, see Catalog MD 50.1.

O. R. On request



## Technical specifications (continued)

Size	Motor	$T_{St}/T_N$	$T_{Bk}/T_N$	$T_A/T_N$	$L_{pTA}$	$L_{WA}$	$Z_0$	$J_{mot}$	$m_{mot}$
		-	-	-	dB (A)	dB (A)	1/h	$10^{-4}$ kgm <sup>2</sup>	kg
<b>4-pole, 1500 rpm at 50 Hz</b>									
80	LE80MD4E	2.20	3.10	2.40	53	64	10000	17	9.30
	LE80MH4E	2.20	3.10	2.40	53	64	10000	21	10.00
90	LE90SG4E	2.30	2.90	2.50	56	68	8000	28	12.00
	LE90LH4E	2.60	3.40	2.80	56	68	8000	36	15.00
100	LE100LE4E	2.10	3.30	2.30	60	72	7000	86	20.00
	LE100LK4E	2.00	3.10	2.20	60	72	7000	110	24.00
112	LE112ME4E	2.50	3.20	2.70	58	70	5000	140	24.00
132	LE132SF4E	2.30	2.90	2.50	64	76	3000	270	35.00
	LE132MF4E	2.30	2.90	2.50	64	76	3000	340	42.00
	LE132ZMM4E	2.30	3.10	O. R.	64	76	1600	410	O. R.
160	LE160MF4E	2.10	2.80	2.30	65	77	2000	650	61.00
	LE160LD4E	2.30	3.00	2.50	65	77	2000	830	73.00
180	LES180MM4E	2.50	3.40	O. R.	58	71	O. R.	1200	151.00
	LES180ZLJ4E	2.60	3.50	O. R.	58	71	O. R.	1300	156.00
200	LES200LN4E	2.50	3.30	O. R.	62	75	O. R.	2000	211.00
225	LES225SD4E	2.30	2.90	2.00	62	75	O. R.	4200	280.00
	LES225YMF4E	2.50	3.10	2.10	63	76	O. R.	4600	305.00
250	LES250MD4E	2.70	3.00	2.10	62	75	O. R.	7500	385.00
<b>2-pole, 3000 rpm at 50 Hz</b>									
80	LE80MA2E	1.90	2.30	2.00	60	71	6000	8	8.30
	LE80ME2E	2.70	3.10	2.90	60	71	6000	11	10.00
90	LE90SG2E	2.70	3.60	2.90	65	77	5000	17	12.00
	LE90LH2E	2.50	3.70	2.70	65	77	5000	21	14.00
100	LE100LD2E	2.30	3.30	2.50	67	79	3000	44	21.00
112	LE112MA2E	2.40	3.30	2.60	69	81	2000	92	22.00
132	LE132SB2E	1.80	2.90	1.90	68	80	1000	200	32.00
	LE132SF2E	2.20	3.10	2.40	68	80	1000	240	36.00
160	LE160MB2E	2.10	3.20	2.30	70	82	600	450	57.00
	LE160MG2E	2.40	3.40	2.60	70	82	600	530	65.00
	LE160LB2E	2.90	3.60	3.10	70	82	600	610	74.00
<b>6-pole, 1000 rpm at 50 Hz</b>									
80	LE80MD6E	2.10	2.40	2.30	42	53	12000	17	8.30
	LE80MK6E	2.50	2.90	2.70	42	53	12000	25	11.30
90	LE90SH6E	2.00	2.50	2.20	43	55	10000	30	12.00
	LE90LLB6E	2.20	2.60	2.40	43	5	10000	40	15.00
100	LE100LLB6E	2.00	2.80	O. R.	59	71	9000	110	24.00
112	LE112ME6E	2.00	2.80	O. R.	62	74	8000	140	24.00
132	LE132SC6E	1.60	2.50	O. R.	63	75	6000	240	31.00
	LE132MB6E	1.60	2.30	O. R.	63	75	6000	290	36.00
	LE132MJ6E	1.90	2.60	O. R.	63	75	5000	370	45.00
160	LE160ML6E	1.90	2.20	O. R.	67	79	4000	750	67.00
	LE160LL6E	1.90	2.20	O. R.	67	79	4000	980	83.00
180	LES180LE6E	2.50	3.10	O. R.	56	70	O. R.	1700	141.00
200	LES200LG6E	2.40	2.60	O. R.	58	72	O. R.	2500	181.00
	LES200LP6E	2.50	2.60	O. R.	58	72	O. R.	3000	201.00
225	LES225YMF6E	2.50	2.80	2.00	56	70	O. R.	5800	285.00
250	LES250MD6E	2.80	2.50	2.00	57	71	O. R.	8600	370.00
<b>8-pole, 750 rpm at 50 Hz</b>									
180	LES180LE8E	2.30	2.60	O. R.	67	74	O. R.	1950	155.00
200	LES200LP8E	2.40	2.80	O. R.	57	64	O. R.	3440	220.00
225	LES225SD8E	2.20	2.70	1.80	53	66	O. R.	4300	250.00
	LES225MD8E	2.30	2.70	1.90	53	66	O. R.	5000	270.00
250	LES250MD8E	2.40	2.70	1.90	58	72	O. R.	8600	370.00

For the selection and ordering data for motors, see Catalog MD 50.1.

O. R. On request

## Motors with IE2 High Efficiency

## Technical specifications (continued)

Size	Motor	$P_N$	$n_N$	$T_N$	$I_N$	$\cos \varphi$	$\eta$		$I_{st}/I_N$
		kW	rpm	Nm	460 V A		4/4 load %	3/4 load %	
<b>4-pole, 1800 rpm at 60 Hz, 50 Hz power</b>									
80	LE80MD4E	0.55	1750	3	1.17	0.74	80.00	80.00	5.70
	LE80MH4E	0.75	1750	4.09	1.58	0.72	82.50	82.50	6.80
90	LE90SG4E	1.10	1740	6.04	2.20	0.74	84.00	84.00	7.00
	LE90LH4E	1.50	1745	8.21	3.00	0.75	84.00	84.00	7.50
100	LE100LE4E	2.20	1760	11.9	4.05	0.78	87.50	87.10	8.10
	LE100LK4E	3.00	1765	16.2	5.40	0.79	87.50	88.30	8.30
112	LE112ME4E	3.70	1770	20	6.90	0.77	87.50	87.00	8.70
132	LE132SF4E	5.50	1770	29.7	9.90	0.78	89.50	89.60	8.00
	LE132MF4E	7.50	1770	40.5	12.80	0.82	89.50	90.30	8.00
	LE132ZMM4E	9.20	1760	49.9	15.50	0.82	89.50	O. R.	8.10
160	LE160MF4E	11.00	1775	59.2	18.10	0.84	91.00	91.30	7.70
	LE160LD4E	15.00	1780	80.5	24.50	0.84	91.00	90.70	8.50
180	LES180MM4E	18.50	1770	99.8	30.50	0.83	92.40	92.60	7.70
	LES180ZLJ4E	22.00	1770	118.7	36.00	0.83	92.40	92.50	8.40
200	LES200LN4E	30.00	1778	161.1	48.00	0.84	93.00	92.90	8.20
225	LES225SD4E	37.00	1778	198.7	57.00	0.87	93.00	93.20	7.20
	LES225YMF4E	45.00	1778	241.7	70.00	0.86	93.60	93.80	7.60
250	LES250MD4E	55.00	1785	294	87.00	0.84	94.10	94.10	7.30
<b>2-pole, 3600 rpm at 60 Hz, 50 Hz power</b>									
80	LE80MA2E	0.75	3445	2.08	1.50	0.83	75.50	75.50	6.00
	LE80ME2E	1.10	3465	3.03	2.05	0.82	82.50	82.50	6.80
90	LE90SG2E	1.50	3505	4.09	2.75	0.82	84.00	84.00	8.50
	LE90LH2E	2.20	3510	5.99	3.90	0.83	85.50	85.50	8.70
100	LE100LD2E	3.00	3520	8.14	5.20	0.83	87.50	87.30	8.10
112	LE112MA2E	3.70	3565	9.91	6.30	0.84	87.50	87.40	9.30
132	LE132SB2E	5.50	3555	14.8	9.10	0.86	88.50	88.30	7.60
	LE132SF2E	7.50	3560	20.1	12.10	0.87	89.50	89.60	8.20
160	LE160MB2E	11.00	3560	29.5	17.80	0.86	90.20	89.60	8.20
	LE160MG2E	15.00	3565	40.2	24.00	0.87	90.20	89.90	8.40
	LE160LB2E	18.50	3565	49.6	29.50	0.87	91.00	90.50	8.90
<b>6-pole, 1200 rpm at 60 Hz, 50 Hz power</b>									
80	LE80MD6E	0.37	1140	3.1	0.98	0.63	75.30	74.10	4.60
	LE80MK6E	0.55	1135	4.63	1.47	0.61	77.00	77.50	5.20
90	LE90SH6E	0.75	1145	6.25	1.98	0.65	73.00	O. R.	4.50
	LE90LLB6E	1.10	1145	9.17	2.80	0.66	75.00	O. R.	4.80
100	LE100LLB6E	1.50	1175	12.2	3.15	0.69	86.50	86.30	6.40
112	LE112ME6E	2.20	1170	18	4.30	0.73	87.50	87.30	6.30
132	LE132SC6E	3.00	1175	24.4	6.20	0.69	87.50	87.10	6.00
	LE132MB6E	3.70	1180	29.9	7.50	0.71	87.50	87.50	6.20
	LE132MJ6E	5.50	1175	44.7	10.60	0.73	89.50	89.80	6.50
160	LE160ML6E	7.50	1180	60.7	14.40	0.73	89.50	89.60	5.40
	LE160LL6E	11.00	1180	89	20.50	0.74	90.20	90.50	5.50
180	LES180LE6E	15.00	1178	121.6	27.00	0.77	90.20	90.20	6.90
200	LES200LG6E	18.50	1182	149.5	31.50	0.81	91.70	92.10	6.70
	LES200LP6E	22.00	1182	177.7	37.00	0.81	91.70	92.10	7.40
225	LES225YMF6E	30.00	1182	242.4	49.00	0.83	93.00	93.30	7.00
250	LES250MD6E	37.00	1185	298	60.00	0.83	93.00	93.30	7.30
<b>8-pole, 900 rpm at 60 Hz, 50 Hz power</b>									
180	LES180LE8E	11.00	875	120	O. R.	0.69	88.50	88.80	5.60
200	LES200LP8E	15.00	875	163.7	O. R.	0.74	89.50	90.70	6.30
225	LES225SD8E	18.50	885	199.6	38.50	0.75	89.50	89.70	6.30
	LES225MD8E	22.00	885	237.4	45.00	0.78	91.00	91.30	6.40
250	LES250MD8E	30.00	885	324	60.00	0.79	91.00	91.30	6.40

For the selection and ordering data for motors, see Catalog MD 50.1.

O. R. On request

## Technical specifications (continued)

Size	Motor	$T_{St}/T_N$	$T_{Bk}/T_N$	$T_A/T_N$	$L_{pFA}$	$L_{WA}$	$Z_0$	$J_{mot}$	$m_{mot}$
		-	-	-	dB (A)	dB (A)	1/h	$10^{-4}$ kgm <sup>2</sup>	kg
<b>4-pole, 1800 rpm at 60 Hz, 50 Hz power</b>									
80	LE80MD4E	2.40	3.30	O. R.	55	66	10000	17	9.30
	LE80MH4E	2.50	3.80	O. R.	55	66	10000	21	10.00
90	LE90SG4E	2.70	3.60	O. R.	58	70	8000	28	12.00
	LE90LH4E	2.90	4.00	O. R.	58	70	8000	36	15.00
100	LE100LE4E	2.50	3.90	O. R.	62	74	7000	86	20.00
	LE100LK4E	2.40	3.70	O. R.	62	74	7000	110	24.00
112	LE112ME4E	3.00	4.00	O. R.	62	74	5000	140	24.00
132	LE132SF4E	2.60	3.30	O. R.	68	80	3000	270	35.00
	LE132MF4E	2.70	3.40	O. R.	68	80	3000	340	42.00
	LE132ZMM4E	2.50	3.60	O. R.	64	76	1600	410	O. R.
160	LE160MF4E	2.50	3.20	O. R.	69	81	2000	650	61.00
	LE160LD4E	2.60	3.40	O. R.	69	81	2000	830	73.00
180	LES180MM4E	2.80	3.90	O. R.	61	74	O. R.	1200	151.00
	LES180ZLJ4E	3.00	3.90	O. R.	62	74	O. R.	1300	156.00
200	LES200LN4E	3.20	3.70	O. R.	67	80	O. R.	2000	211.00
225	LES225SD4E	2.70	3.30	2.30	66	80	O. R.	4200	280.00
	LES225YMF4E	3.00	3.50	2.40	67	80	O. R.	4600	305.00
250	LES250MD4E	3.10	3.30	2.40	66	80	O. R.	7500	385.00
<b>2-pole, 3600 rpm at 60 Hz, 50 Hz power</b>									
80	LE80MA2E	2.10	3.00	O. R.	64	75	3000	8	8.30
	LE80ME2E	2.20	3.20	O. R.	64	75	3000	11	10.00
90	LE90SG2E	3.10	4.50	O. R.	69	81	2000	17	12.00
	LE90LH2E	3.00	4.60	O. R.	69	81	2000	21	14.00
100	LE100LD2E	2.60	3.80	O. R.	71	83	2000	44	21.00
112	LE112MA2E	2.90	4.00	O. R.	73	85	1300	92	22.00
132	LE132SB2E	2.00	3.30	O. R.	72	84	800	200	32.00
	LE132SF2E	2.30	3.60	O. R.	72	84	800	240	36.00
160	LE160MB2E	2.40	3.60	O. R.	77	89	500	450	57.00
	LE160MG2E	2.80	3.90	O. R.	77	89	500	530	65.00
	LE160LB2E	3.30	4.10	O. R.	77	89	500	610	74.00
<b>6-pole, 1200 rpm at 60 Hz, 50 Hz power</b>									
80	LE80MD6E	2.30	2.90	O. R.	45	56	8400	17	8.30
	LE80MK6E	2.90	3.60	O. R.	45	56	8400	25	11.30
90	LE90SH6E	2.20	3.00	O. R.	46	58	7000	30	12.00
	LE90LLB6E	2.40	3.10	O. R.	46	58	7000	40	15.00
100	LE100LLB6E	2.20	3.20	O. R.	62	74	6300	110	24.00
112	LE112ME6E	2.10	3.20	O. R.	65	77	5600	140	24.00
132	LE132SC6E	1.80	2.90	O. R.	67	79	4200	240	31.00
	LE132MB6E	1.90	3.00	O. R.	67	79	4200	290	36.00
	LE132MJ6E	2.10	2.90	O. R.	67	79	3500	370	45.00
160	LE160ML6E	2.10	2.50	O. R.	70	82	2800	750	67.00
	LE160LL6E	2.20	2.50	O. R.	70	82	2800	980	83.00
180	LES180LE6E	2.80	3.40	O. R.	60	74	O. R.	1700	141.00
200	LES200LG6E	2.60	3.00	O. R.	62	76	O. R.	2500	181.00
	LES200LP6E	3.00	3.00	O. R.	62	76	O. R.	3000	201.00
225	LES225YMF6E	2.90	3.10	2.30	60	73	O. R.	5800	285.00
250	LES250MD6E	3.30	2.80	2.30	63	77	O. R.	8600	370.00
<b>8-pole, 900 rpm at 60 Hz, 50 Hz power</b>									
180	LES180LE8E	2.60	2.90	O. R.	71	78	O. R.	1950	155.00
200	LES200LP8E	2.80	3.30	O. R.	59	66	O. R.	3440	220.00
225	LES225SD8E	2.50	3.10	2.10	54	67	O. R.	4300	250.00
	LES225MD8E	2.50	3.00	2.10	55	68	O. R.	5000	270.00
250	LES250MD8E	2.70	3.00	2.10	57	71	O. R.	8600	370.00

For the selection and ordering data for motors, see Catalog MD 50.1.

O. R. On request

## Motors with IE2 High Efficiency

## Technical specifications (continued)

Size	Motor	$P_N$	$n_N$	$T_N$	$I_N$	$\cos \varphi$	$\eta$		$I_{st}/I_N$
		kW	rpm	Nm	460 V A		4/4 load %	3/4 load %	
<b>4-pole, 1800 rpm at 60 Hz, 60 Hz power</b>									
80	LE80MD4E	0.63	1735	3.47	1.30	0.76	80.00	79.50	6.00
	LE80MH4E	0.86	1740	4.72	1.72	0.76	82.50	82.30	6.20
90	LE90SG4E	1.27	1725	7.03	2.45	0.78	84.00	84.60	6.10
	LE90LH4E	1.75	1730	9.66	3.30	0.79	84.00	84.70	6.40
100	LE100LE4E	2.55	1755	13.9	4.45	0.81	87.50	87.60	7.30
	LE100LK4E	3.45	1755	18.8	6.00	0.82	87.50	88.30	7.50
112	LE112ME4E	4.55	1760	24.7	8.00	0.82	87.50	88.00	7.50
132	LE132SF4E	6.30	1765	34.1	10.90	0.81	89.50	89.80	7.30
	LE132MF4E	8.60	1765	46.5	14.50	0.83	89.50	90.50	7.10
	LE132ZMM4E	10.50	1760	57	17.70	0.83	91.00	O. R.	7.20
160	LE160MF4E	12.60	1770	68	20.50	0.85	91.00	91.40	7.00
	LE160LD4E	17.30	1775	93.1	27.50	0.86	92.40	92.40	7.70
180	LES180MM4E	21.30	1765	115.2	34.00	0.85	92.40	93.10	6.80
	LES180ZLJ4E	25.30	1765	136.9	40.50	0.85	92.40	92.90	7.50
200	LES200LN4E	34.50	1770	186.1	55.00	0.85	93.00	93.40	7.20
225	LES225SD4E	42.50	1770	229.3	65.00	0.88	93.60	94.20	6.60
	LES225YMF4E	52.00	1775	280	80.00	0.87	94.10	94.70	6.80
250	LES250MD4E	63.00	1780	338	99.00	0.85	94.10	94.40	6.60
<b>2-pole, 3600 rpm at 60 Hz, 60 Hz power</b>									
80	LE80MA2E	0.86	3410	2.41	1.70	0.84	75.50	77.00	5.20
	LE80ME2E	1.27	3430	3.54	2.30	0.84	82.50	83.80	6.30
90	LE90SG2E	1.75	3480	4.8	3.10	0.85	84.00	84.50	7.40
	LE90LH2E	2.55	3485	6.99	4.35	0.86	85.50	86.40	7.60
100	LE100LD2E	3.45	3505	9.4	5.80	0.85	87.50	86.40	7.30
112	LE112MA2E	4.55	3550	12.2	7.50	0.87	87.50	87.40	7.80
132	LE132SB2E	6.30	3550	16.9	10.20	0.88	88.50	89.30	6.90
	LE132SF2E	8.60	3550	23.1	13.70	0.88	89.50	90.50	7.40
160	LE160MB2E	12.60	3555	33.8	19.90	0.85	90.20	89.60	7.40
	LE160MG2E	17.30	3555	46.5	27.00	0.88	91.00	90.60	7.60
	LE160LB2E	21.30	3555	57.2	33.00	0.88	91.00	90.60	7.90
<b>6-pole, 1200 rpm at 60 Hz, 60 Hz power</b>									
80	LE80MD6E	0.43	1125	3.65	1.04	0.69	75.30	75.30	4.20
	LE80MK6E	0.63	1135	5.3	1.56	0.66	77.00	77.50	4.80
90	LE90SH6E	0.86	1145	7.17	1.85	0.73	73.00	73.00	4.80
	LE90LLB6E	1.27	1135	10.7	3.05	0.70	75.00	75.00	4.40
100	LE100LLB6E	1.75	1170	14.3	3.45	0.74	86.50	87.10	5.80
112	LE112ME6E	2.55	1165	20.9	4.90	0.75	87.50	88.10	5.50
132	LE132SC6E	3.45	1170	28.2	6.90	0.72	87.50	87.80	5.20
	LE132MB6E	4.55	1170	37.1	8.70	0.75	87.50	88.50	5.30
	LE132MJ6E	6.30	1170	51.4	11.60	0.76	89.50	90.00	5.80
160	LE160ML6E	8.60	1175	69.9	16.10	0.75	89.50	90.20	4.90
	LE160LL6E	12.60	1175	102.4	23.00	0.76	90.20	91.00	4.90
180	LES180LE6E	18.00	1170	146.9	31.00	0.80	91.70	92.20	6.00
200	LES200LG6E	22.00	1175	178.8	36.50	0.83	91.00	91.90	5.80
	LES200LP6E	26.50	1175	215.4	43.50	0.83	91.70	92.80	6.30
225	LES225YMF6E	36.00	1175	293	59.00	0.84	91.70	92.50	6.00
250	LES250MD6E	44.50	1180	360	73.00	0.84	91.70	92.50	6.30
<b>8-pole, 900 rpm at 60 Hz, 60 Hz power</b>									
180	LES180LE8E	12.60	865	139.1	26.00	0.73	86.80	87.80	4.90
200	LES200LP8E	18.00	865	198.7	32.50	0.78	89.50	91.20	5.40
225	LES225SD8E	22.00	880	238.7	38.50	0.79	90.30	91.20	5.40
	LES225MD8E	26.50	880	288	45.00	0.81	91.00	91.90	5.40
250	LES250MD8E	36.00	880	391	60.00	0.82	91.70	92.50	5.40

For the selection and ordering data for motors, see Catalog MD 50.1.

O. R. On request

## Technical specifications (continued)

Size	Motor	$T_{St}/T_N$	$T_{Bk}/T_N$	$T_A/T_N$	$L_{pFA}$	$L_{WA}$	$Z_0$	$J_{mot}$	$m_{mot}$
		-	-	-	dB (A)	dB (A)	1/h	$10^{-4}$ kgm <sup>2</sup>	kg
<b>4-pole, 1800 rpm at 60 Hz, 60 Hz power</b>									
80	LE80MD4E	2.30	3.20	2.50	55	66	10000	17	9.30
	LE80MH4E	2.20	3.30	2.40	55	66	10000	21	10.00
90	LE90SG4E	2.30	3.00	2.50	58	70	8000	28	12.00
	LE90LH4E	2.60	3.40	2.80	58	70	8000	36	15.00
100	LE100LE4E	2.10	3.30	2.30	62	74	7000	86	20.00
	LE100LK4E	2.00	3.10	2.20	62	74	7000	110	24.00
112	LE112ME4E	2.40	3.20	2.60	62	74	5000	140	24.00
132	LE132SF4E	2.30	2.90	2.50	68	80	3000	270	35.00
	LE132MF4E	2.30	2.90	2.50	68	80	3000	340	42.00
	LE132ZMM4E	2.10	3.00	O. R.	64	76	1600	410	O. R.
160	LE160MF4E	2.20	2.80	2.40	69	81	2000	650	61.00
	LE160LD4E	2.30	2.90	2.50	69	81	2000	830	73.00
180	LES180MM4E	2.50	3.40	O. R.	61	74	O. R.	1200	151.00
	LES180ZLJ4E	2.60	3.40	O. R.	62	74	O. R.	1300	156.00
200	LES200LN4E	2.70	3.20	O. R.	67	80	O. R.	2000	211.00
225	LES225SD4E	2.30	2.90	2.00	66	80	O. R.	4200	280.00
	LES225YMF4E	2.50	3.10	2.10	67	80	O. R.	4600	305.00
250	LES250MD4E	2.80	2.90	2.10	66	80	O. R.	7500	385.00
<b>2-pole, 3600 rpm at 60 Hz, 60 Hz power</b>									
80	LE80MA2E	1.90	2.30	2.00	64	75	3000	8	8.30
	LE80ME2E	2.70	3.30	2.90	64	75	3000	11	10.00
90	LE90SG2E	2.60	3.80	2.80	69	81	2000	17	12.00
	LE90LH2E	2.60	3.90	2.80	69	81	2000	21	14.00
100	LE100LD2E	2.20	3.30	2.40	71	83	2000	44	21.00
112	LE112MA2E	2.40	3.30	2.60	73	85	1300	92	22.00
132	LE132SB2E	1.80	2.90	1.90	72	84	800	200	32.00
	LE132SF2E	2.00	3.10	2.20	72	84	800	240	36.00
160	LE160MB2E	2.10	3.20	2.30	77	89	500	450	57.00
	LE160MG2E	2.40	3.40	2.60	77	89	500	530	65.00
	LE160LB2E	2.90	3.60	3.10	77	89	500	610	74.00
<b>6-pole, 1200 rpm at 60 Hz, 60 Hz power</b>									
80	LE80MD6E	2.10	2.60	2.30	45	56	8400	17	8.30
	LE80MK6E	2.60	3.10	2.80	45	56	8400	25	11.30
90	LE90SH6E	1.90	2.60	1.80	46	58	7000	30	12.00
	LE90LLB6E	2.10	2.60	O. R.	46	58	7000	40	15.00
100	LE100LLB6E	1.90	2.80	O. R.	62	74	6300	110	24.00
112	LE112ME6E	1.90	2.80	O. R.	65	77	5600	140	24.00
132	LE132SC6E	1.60	2.60	O. R.	67	79	4200	240	31.00
	LE132MB6E	1.60	2.40	O. R.	67	79	4200	290	36.00
	LE132MJ6E	1.90	2.60	O. R.	67	79	3500	370	45.00
160	LE160ML6E	1.90	2.20	O. R.	70	82	2800	750	67.00
	LE160LL6E	1.90	2.20	O. R.	70	82	2800	980	83.00
180	LES180LE6E	2.40	2.90	O. R.	60	74	O. R.	1700	141.00
200	LES200LG6E	2.30	2.50	O. R.	62	76	O. R.	2500	181.00
	LES200LP6E	2.50	2.50	O. R.	62	76	O. R.	3000	201.00
225	LES225YMF6E	2.40	2.70	1.90	60	73	O. R.	5800	285.00
250	LES250MD6E	2.70	2.30	1.90	63	77	O. R.	8600	370.00
<b>8-pole, 900 rpm at 60 Hz, 60 Hz power</b>									
180	LES180LE8E	2.20	2.40	O. R.	71	78	O. R.	1950	155.00
200	LES200LP8E	2.30	2.70	O. R.	59	66	O. R.	3440	220.00
225	LES225SD8E	2.10	2.60	1.80	54	67	O. R.	4300	250.00
	LES225MD8E	2.20	2.60	1.80	55	68	O. R.	5000	270.00
250	LES250MD8E	2.20	2.50	1.80	57	71	O. R.	8600	370.00

For the selection and ordering data for motors, see Catalog MD 50.1.

O. R. On request



## Motors with IE2 High Efficiency

## Technical specifications (continued)

Size	Motor	$P_N$ kW	$n_N$ rpm	$T_N$ Nm	$I_N$ 400 V A	$\cos \varphi$ -	$\eta$ 4/4 load %	$T_{Bk}/T_N$ -
<b>4-pole, 2610 rpm at 87 Hz, 400 V, duty type S9</b>								
80	LE80MD4E	0.95	2555	3.55	2.45	0.68	82.10	3.1
	LE80MH4E	1.30	2555	4.86	3.20	0.71	83.00	3.1
90	LE90SG4E	1.90	2540	7.14	4.50	0.72	84.30	2.9
	LE90LH4E	2.60	2550	9.74	5.80	0.73	85.70	3.6
100	LE100LE4E	3.60	2570	13.4	7.50	0.79	87.80	3.5
	LE100LK4E	5.00	2565	18.6	10.30	0.80	88.00	3.2
112	LE112ME4E	6.50	2570	24.2	14.00	0.76	88.20	3.4
132	LE132SF4E	9.00	2575	33.4	18.80	0.78	88.60	3.1
	LE132MF4E	12.50	2575	46.4	24.50	0.82	89.80	3.0
	LE132ZMM4E	16.00	2570	59.5	30.50	0.82	90.00	3.1
160	LE160MF4E	17.00	2585	62.8	33.00	0.81	91.20	3.1
	LE160LD4E	23.50	2585	86.8	45.50	0.81	92.20	3.3
180	LES180MM4E	29.00	2580	107.3	55.00	0.82	92.6	3.8
	LES180ZLJ4E	34.00	2575	126.1	65.00	0.83	91.0	3.9
200	LES200LN4E	46.50	2580	172.1	88.00	0.83	91.8	3.7
225	LES225SD4E	55.50	2580	205.4	105.00	0.87	91.90	3.2
	LES225YMF4E	67.50	2580	249.8	128.00	0.87	92.20	3.3
250	LES250MD4E	82.50	2590	304	160.00	0.83	93.20	3.4
<b>6-pole, 1740 rpm at 87 Hz, 400 V, duty type S9</b>								
80	LE80MD6E	0.65	1675	3.71	1.85	0.63	78.90	2.5
	LE80MK6E	0.95	1675	5.42	2.75	0.61	81.20	3.0
90	LE90SH6E	1.30	1680	7.39	3.30	0.68	83.10	2.5
	LE90LLB6E	1.90	1680	10.8	5.00	0.66	82.20	2.7
100	LE100LLB6E	2.60	1710	14.5	6.10	0.70	88.00	2.8
112	LE112ME6E	3.80	1710	21.2	8.60	0.73	87.00	2.8
132	LE132SC6E	5.00	1715	27.8	11.80	0.70	87.40	2.6
	LE132MB6E	6.50	1715	36.2	14.30	0.74	88.40	2.5
	LE132MJ6E	9.00	1715	50.1	19.50	0.74	89.80	2.8
160	LE160ML6E	12.00	1720	66.6	26.00	0.74	90.10	2.4
	LE160LL6E	17.00	1720	94.4	35.00	0.77	90.80	2.5
180	LES180LE6E	26.00	O. R.	O. R.	O. R.	O. R.	O. R.	O. R.
200	LES200LG6E	32.00	O. R.	O. R.	O. R.	O. R.	O. R.	O. R.
	LES200LP6E	38.00	O. R.	O. R.	O. R.	O. R.	O. R.	O. R.
225	LES225YMF6E	45.00	1182	364	O. R.	0.83	93.00	3.1
250	LES250MD6E	55.50	1185	447	O. R.	0.83	93.00	2.8
<b>8-pole, 1305 rpm at 87 Hz, 400 V, duty type S9</b>								
180	LES180LE8E	19.00	O. R.	O. R.	O. R.	O. R.	O. R.	O. R.
200	LES200LP8E	26.00	O. R.	O. R.	O. R.	O. R.	O. R.	O. R.
225	LES225SD8E	32.00	O. R.	O. R.	O. R.	O. R.	O. R.	O. R.
	LES225MD8E	38.00	O. R.	O. R.	O. R.	O. R.	O. R.	O. R.
250	LES250MD8E	45.00	O. R.	O. R.	O. R.	O. R.	O. R.	O. R.

For the selection and ordering data for motors, see Catalog MD 50.1.

## Technical specifications (continued)

Size	Motor	$L_{pFA}$ dB (A)	$L_{WA}$ dB (A)	$J_{mot}$ $10^{-4}$ kgm <sup>2</sup>	$m_{mot}$ kg
<b>4-pole, 2610 rpm at 87 Hz, 400 V, duty type S9</b>					
80	LE80MD4E	O. R.	O. R.	17	9.30
	LE80MH4E	O. R.	O. R.	21	10.00
90	LE90SG4E	O. R.	O. R.	28	12.00
	LE90LH4E	O. R.	O. R.	36	15.00
100	LE100LE4E	O. R.	O. R.	86	20.00
	LE100LK4E	O. R.	O. R.	110	24.00
112	LE112ME4E	O. R.	O. R.	140	24.00
132	LE132SF4E	O. R.	O. R.	270	35.00
	LE132MF4E	O. R.	O. R.	340	42.00
	LE132ZMM4E	O. R.	O. R.	410	O. R.
160	LE160MF4E	O. R.	O. R.	650	61.00
	LE160LD4E	O. R.	O. R.	830	73.00
180	LES180MM4E	O. R.	O. R.	1200	151.00
	LES180ZLJ4E	O. R.	O. R.	1300	156.00
200	LES200LN4E	O. R.	O. R.	2000	211.00
225	LES225SD4E	79	O. R.	4200	280.00
	LES225YMF4E	79	O. R.	4600	305.00
250	LES250MD4E	78	O. R.	7500	385.00
<b>6-pole, 1740 rpm at 87 Hz, 400 V, duty type S9</b>					
80	LE80MD6E	O. R.	O. R.	17	8.30
	LE80MK6E	O. R.	O. R.	25	11.30
90	LE90SH6E	O. R.	O. R.	30	12.00
	LE90LLB6E	O. R.	O. R.	40	15.00
100	LE100LLB6E	O. R.	O. R.	110	24.00
112	LE112ME6E	O. R.	O. R.	140	24.00
132	LE132SC6E	O. R.	O. R.	240	31.00
	LE132MB6E	O. R.	O. R.	290	36.00
	LE132MJ6E	O. R.	O. R.	370	45.00
160	LE160ML6E	O. R.	O. R.	750	67.00
	LE160LL6E	O. R.	O. R.	980	83.00
180	LES180LE6E	O. R.	O. R.	1700	141.00
200	LES200LG6E	O. R.	O. R.	2500	181.00
	LES200LP6E	O. R.	O. R.	3000	201.00
225	LES225YMF6E	O. R.	O. R.	5800	285.00
250	LES250MD6E	O. R.	O. R.	8600	370.00
<b>8-pole, 1305 rpm at 87 Hz, 400 V, duty type S9</b>					
180	LES180LE8E	O. R.	O. R.	1950	155.00
200	LES200LP8E	O. R.	O. R.	3440	220.00
225	LES225SD8E	O. R.	O. R.	4300	250.00
	LES225MD8E	O. R.	O. R.	5000	270.00
250	LES250MD8E	O. R.	O. R.	8600	370.00

For the selection and ordering data for motors, see Catalog MD 50.1.

O. R. On request

<sup>1)</sup> Variable data as a result of inverter operation.

## Motors with IE3 Premium Efficiency

## Technical specifications

Size	Motor	$P_N$	$n_N$	$T_N$	$I_N$	$\cos \varphi$	$\eta$		$I_s/I_N$
		kW	rpm	Nm	400 V A		4/4 load %	3/4 load %	
<b>4-pole, 1500 rpm at 50 Hz</b>									
80	LE80ZMQ4P	0.75	1450	4.94	1.73	0.75	82.50	82.30	7.10
90	LE90SM4P	1.10	1440	7.29	2.40	0.78	84.10	84.60	6.90
	LE90ZLR4P	1.50	1445	9.91	3.15	0.80	85.30	85.90	7.20
100	LE100ZLSA4P	2.20	1465	14.3	4.40	0.83	86.70	86.70	7.60
	LE100ZLSB4P	3.00	1460	19.6	5.90	0.83	87.70	87.70	7.30
112	LE112ZMKB4P	4.00	1460	26.2	7.90	0.82	88.60	88.60	7.10
132	LE132ZST4P	5.50	1470	35.7	10.50	0.84	89.60	89.60	7.20
	LE132ZMS4P	7.50	1470	48.7	14.30	0.84	90.40	90.40	7.40
160	LE160MPA4P	9.20	1480	59.4	18.70	0.78	91.00	O. R.	7.60
	LE160MPB4P	11.00	1475	71.2	20.50	0.84	91.40	91.40	6.90
	LE160ZLL4P	15.00	1475	97.1	28.50	0.82	92.10	92.10	8.50
180	LES180MQ4P	18.50	1470	120.2	35.00	0.82	92.60	93.10	7.20
	LES180ZLN4P	22.00	1470	142.9	41.00	0.83	93.00	93.60	6.80
200	LES200ZLU4P	30.00	1470	194.9	55.00	0.84	93.60	94.20	7.30
225	LES225SD4P	37.00	1478	239.1	66.00	0.86	93.90	94.50	6.40
	LES225YMF4P	45.00	1478	291	80.00	0.86	94.20	94.90	6.40
250	LES250MD4P	55.00	1482	354	96.00	0.87	94.60	95.10	6.80
<b>2-pole, 3000 rpm at 50 Hz</b>									
80	LE80ME2P	0.75	2850	2.51	1.56	0.86	80.70	82.00	6.20
	LE80ZMJ2P	1.10	2885	3.64	2.25	0.85	82.70	82.70	7.40
90	LE90SM2P	1.50	2910	4.92	3.00	0.86	84.20	84.50	8.10
	LE90ZLR2P	2.20	2910	7.22	4.20	0.88	85.90	86.80	8.30
100	LE100ZLK2P	3.00	2920	9.81	5.60	0.88	87.10	87.10	8.00
112	LE112ZMH2P	4.00	2950	12.9	7.40	0.89	88.10	88.10	7.50
132	LE132SF2P	5.50	2950	17.8	9.90	0.90	89.20	89.20	7.40
	LE132ZSQB2P	7.50	2950	24.3	13.10	0.92	90.10	90.10	8.30
160	LE160MG2P	11.00	2955	35.5	19.60	0.89	91.20	91.20	7.90
	LE160MM2P	15.00	2960	48.4	27.00	0.87	91.90	91.90	8.70
	LE160ZLJ2P	18.50	2955	59.8	32.00	0.90	92.40	92.40	9.00
<b>6-pole, 1000 rpm at 50 Hz</b>									
90	LE90SQ6P	0.75	945	7.58	1.96	0.70	78.90	80.00	4.60
	LE90ZLR6P	1.10	940	11.2	2.85	0.69	81.00	80.00	4.60
100	LE100LLB6P	1.50	970	14.8	3.60	0.73	82.50	83.10	5.20
112	LE112ZMKB6P	2.20	970	21.7	5.00	0.75	84.30	85.10	5.60
132	LE132SH6P	3.00	975	29.4	6.60	0.77	85.60	87.50	5.30
	LE132MJ6P	4.00	975	39.2	8.60	0.77	86.80	88.10	5.60
	LE132ZMS6P	5.50	975	53.9	11.70	0.77	88.00	89.00	5.70
160	LE160MW6P	7.50	980	73.1	16.00	0.76	89.10	89.90	4.90
	LE160ZLW6P	11.00	975	107.7	23.00	0.77	90.30	91.10	5.00
180	LES180LJ6P	15.00	975	146.9	29.50	0.80	91.20	91.90	5.90
200	LES200LM6P	18.50	978	180.6	37.00	0.79	91.70	92.50	5.60
	LES200ZLS6P	22.00	978	214.8	43.50	0.79	92.20	93.10	5.60
225	LES225YMF6P	30.00	982	292.0	56.00	0.83	92.90	93.60	6.60
250	LES250MD6P	37.00	985	359.0	70.00	0.85	93.30	94.00	7.00

For the selection and ordering data for motors, see Catalog MD 50.1.

## Technical specifications (continued)

Size	Motor	$T_{St}/T_N$	$T_{Bk}/T_N$	$T_A/T_N$	$L_{pFA}$	$L_{WA}$	$Z_0$	$J_{mot}$	$m_{mot}$
		-	-	-	dB (A)	dB (A)	1/h	$10^{-4}$ kgm <sup>2</sup>	kg
<b>4-pole, 1500 rpm at 50 Hz</b>									
80	LE80ZMQ4P	2.70	3.90	O. R.	53	64	15000	29	10.00
90	LE90SM4P	2.90	3.60	O. R.	56	68	9000	36	12.00
	LE90ZLR4P	2.60	2.70	O. R.	56	68	7500	49	15.00
100	LE100ZLSA4P	2.10	3.60	3.50	60	72	6000	140	29.00
	LE100ZLSB4P	2.30	3.70	2.70	60	72	6000	140	29.00
112	LE112ZMKB4P	2.40	3.70	2.60	58	70	5100	170	29.00
132	LE132ZST4P	2.10	3.40	3.00	64	76	4500	460	57.00
	LE132ZMS4P	2.40	3.50	2.80	64	76	4500	460	57.00
160	LE160MPA4P	2.30	3.60	O. R.	65	77	3000	830	73.00
	LE160MPB4P	2.20	3.20	2.80	65	77	3000	830	73.00
	LE160ZLL4P	2.50	3.80	2.70	65	77	3000	990	90.00
180	LES180MQ4P	2.50	3.30	2.80	66	73	600	1300	165.00
	LES180ZLN4P	2.30	3.30	2.50	68	75	550	1400	170.00
200	LES200ZLU4P	2.60	3.10	2.90	65	72	400	2200	240.00
225	LES225SD4P	2.50	2.70	2.00	57	70	400	4200	285.00
	LES225YMF4P	2.60	2.70	2.00	57	70	435	4700	320.00
250	LES250MD4P	2.50	2.90	2.00	57	70	170	8500	420.00
<b>2-pole, 3000 rpm at 50 Hz</b>									
80	LE80ME2P	2.60	3.00	O. R.	60	71	5100	11	9.30
	LE80ZMJ2P	2.80	3.80	O. R.	60	71	8700	13	10.00
90	LE90SM2P	2.70	4.20	O. R.	65	77	6000	21	12.00
	LE90ZLR2P	2.60	4.00	O. R.	65	77	6000	31	15.00
100	LE100ZLK2P	2.80	4.30	3.50	67	79	2700	54	26.00
112	LE112ZMH2P	1.90	3.90	3.10	69	81	1350	120	29.00
132	LE132SF2P	1.80	3.60	2.00	68	80	1350	240	36.00
	LE132ZSQB2P	1.90	3.90	2.30	68	80	1080	310	50.00
160	LE160MG2P	2.40	3.80	2.70	70	82	600	530	65.00
	LE160MM2P	2.70	4.30	3.00	70	82	600	610	74.00
	LE160ZLJ2P	2.80	4.20	3.00	70	82	840	680	84.00
<b>6-pole, 1000 rpm at 50 Hz</b>									
90	LE90SQ6P	2.20	2.60	2.40	43	55	13700	40	15.00
	LE90ZLR6P	2.30	2.70	2.50	43	55	O. R.	48	18.00
100	LE100LLB6P	1.90	2.80	O. R.	59	71	6900	110	29.00
112	LE112ZMKB6P	2.20	2.80	O. R.	65	74	6900	170	29.00
132	LE132SH6P	1.60	2.40	O. R.	63	75	3900	290	36.00
	LE132MJ6P	1.70	2.50	O. R.	63	75	3900	370	45.00
	LE132ZMS6P	1.80	2.60	O. R.	63	75	3900	460	45.00
160	LE160MW6P	1.90	2.30	O. R.	67	79	3300	980	83.00
	LE160ZLW6P	1.90	2.30	O. R.	67	79	2700	1200	105.00
180	LES180LJ6P	2.30	2.80	2.50	61	68	800	1900	180.00
200	LES200LM6P	2.50	2.60	2.80	64	71	680	2800	215.00
	LES200ZLS6P	2.50	2.60	2.80	61	68	680	3200	230.00
225	LES225YMF6P	2.60	3.00	2.10	O. R.	O. R.	270	6700	325.00
250	LES250MD6P	2.70	2.90	2.10	O. R.	O. R.	205	10000	405.00

For the selection and ordering data for motors, see Catalog MD 50.1.

## Motors with IE3 Premium Efficiency

## Technical specifications (continued)

Size	Motor	$P_N$	$n_N$	$T_N$	$I_N$	$\cos \varphi$	$\eta$		$I_{st}/I_N$
		kW	rpm	Nm	460 V A		4/4 load %	3/4 load %	
<b>4-pole, 1800 rpm at 60 Hz, 50 Hz power</b>									
80	LE80ZMQ4P	0.75	1760	4.07	1.53	0.71	85.50	84.50	8.30
90	LE90SM4P	1.10	1750	6	2.10	0.75	86.50	86.30	8.20
	LE90ZLR4P	1.50	1755	8.16	2.85	0.77	86.50	87.00	8.40
100	LE100ZLSA4P	2.20	1770	11.9	3.80	0.81	87.50	87.50	8.70
	LE100ZLSB4P	3.00	1765	16.2	5.10	0.81	89.50	89.50	8.60
112	LE112ZMKB4P	3.70	1770	20	6.50	0.80	89.50	89.50	8.20
132	LE132ZST4P	5.50	1775	29.6	9.10	0.83	89.50	89.50	8.20
	LE132ZMS4P	7.50	1775	40.3	12.40	0.83	89.50	89.50	8.50
160	LE160MPA4P	9.20	1785	49.2	16.40	0.77	91.70	O. R.	8.80
	LE160MPB4P	11.00	1780	59	18.00	0.83	92.40	92.40	7.90
	LE160ZLL4P	15.00	1780	80.5	25.00	0.81	93.00	93.00	9.50
180	LES180MQ4P	18.50	1775	99.5	31.00	0.81	93.60	93.70	7.80
	LES180ZLN4P	22.00	1775	118.4	37.50	0.81	93.60	93.80	7.70
200	LES200ZLU4P	30.00	1778	161.1	48.00	0.83	94.10	94.30	8.10
225	LES225SD4P	37.00	1782	198.3	58.00	0.85	94.50	94.70	7.50
	LES225YMF4P	45.00	1782	241.1	70.00	0.85	95.00	95.30	7.20
250	LES250MD4P	55.00	1786	294	84.00	0.86	95.40	95.60	7.60
<b>2-pole, 3600 rpm at 60 Hz, 50 Hz power</b>									
80	LE80ME2P	0.75	3480	2.06	1.46	0.84	77.00	78.00	7.10
	LE80ZMJ2P	1.10	3500	3	1.98	0.83	84.00	84.00	8.40
90	LE90SM2P	1.50	3525	4.06	2.60	0.84	85.50	85.00	9.80
	LE90ZLR2P	2.20	3530	5.95	3.65	0.87	86.50	86.30	9.60
100	LE100ZLK2P	3.00	3530	8.12	4.90	0.87	88.50	88.50	9.60
112	LE112ZMH2P	3.70	3560	9.92	6.00	0.87	88.50	88.50	9.20
132	LE132SF2P	5.50	3555	14.8	8.60	0.89	89.50	89.50	8.60
	LE132ZSQB2P	7.50	3560	20.1	11.50	0.91	90.20	90.20	9.40
160	LE160MG2P	11.00	3560	29.5	17.20	0.88	91.00	91.00	8.90
	LE160MM2P	15.00	3565	40.2	24.00	0.87	91.00	91.00	10.00
	LE160ZLJ2P	18.50	3560	49.6	28.00	0.89	91.70	91.70	10.20
<b>6-pole, 1200 rpm at 60 Hz, 50 Hz power</b>									
90	LE90SQ6P	0.75	1155	6.2	1.76	0.65	82.50	82.30	5.30
	LE90ZLR6P	1.10	1150	O. R.	2.8	0.66	75.0	O. R.	4.9
100	LE100LLB6P	1.50	1175	12.2	3.15	0.69	86.50	86.30	6.00
112	LE112ZMKB6P	2.20	1175	17.9	4.40	0.72	87.50	87.50	6.50
132	LE132SH6P	3.00	1180	24.3	5.70	0.75	87.50	87.80	6.10
	LE132MJ6P	3.70	1180	29.9	7.10	0.73	89.50	89.70	6.80
	LE132ZMS6P	5.50	1180	44.5	10.30	0.75	89.50	90.00	6.60
160	LE160MW6P	7.50	1185	60.4	14.00	0.75	89.50	89.70	5.60
	LE160ZLW6P	11.00	1180	89	20.50	0.75	90.20	90.50	5.70
180	LES180LJ6P	15.00	1178	121.6	26.00	0.79	91.70	92.00	6.80
200	LES200LM6P	18.50	1180	149.7	32.00	0.78	93.00	93.80	6.50
	LES200ZLS6P	22.00	1180	178	37.50	0.79	93.00	93.50	6.30
225	LES225YMF6P	30.00	1185	241.8	49.00	0.82	94.10	94.40	7.40
250	LES250MD6P	37.00	1188	297	59.00	0.83	94.10	94.40	7.80

For the selection and ordering data for motors, see Catalog MD 50.1.



## Technical specifications (continued)

Size	Motor	$T_{St}/T_N$	$T_{Bk}/T_N$	$T_A/T_N$	$L_{pFA}$	$L_{WA}$	$Z_0$	$J_{mot}$	$m_{mot}$
		-	-	-	dB (A)	dB (A)	1/h	$10^{-4}$ kgm <sup>2</sup>	kg
<b>4-pole, 1800 rpm at 60 Hz, 50 Hz power</b>									
80	LE80ZMQ4P	3.10	4.70	O. R.	55	66	O. R.	29	10.00
90	LE90SM4P	3.40	4.40	O. R.	58	70	O. R.	36	12.00
	LE90ZLR4P	3.00	4.30	O. R.	58	70	O. R.	49	15.00
100	LE100ZLSA4P	2.50	4.30	O. R.	62	74	O. R.	140	29.00
	LE100ZLSB4P	2.60	4.30	O. R.	62	74	O. R.	140	29.00
112	LE112ZMKB4P	2.90	4.30	O. R.	62	74	O. R.	170	29.00
132	LE132ZST4P	2.60	3.90	O. R.	68	80	O. R.	460	57.00
	LE132ZMS4P	2.40	4.00	O. R.	68	80	O. R.	460	57.00
160	LE160MPA4P	2.80	4.10	O. R.	69	81	O. R.	830	73.00
	LE160MPB4P	2.30	3.70	O. R.	69	81	O. R.	830	73.00
	LE160ZLL4P	2.90	4.30	O. R.	69	81	O. R.	990	90.00
180	LES180MQ4P	2.70	3.60	3.00	68	75	O. R.	1300	165.00
	LES180ZLN4P	2.80	3.70	3.10	70	77	O. R.	1400	170.00
200	LES200ZLU4P	3.00	3.50	3.30	70	77	O. R.	2200	240.00
225	LES225SD4P	2.80	3.00	2.20	60	73	O. R.	4200	285.00
	LES225YMF4P	2.90	3.00	2.20	60	73	O. R.	4700	320.00
250	LES250MD4P	2.80	3.20	2.30	60	74	O. R.	8500	420.00
<b>2-pole, 3600 rpm at 60 Hz, 50 Hz power</b>									
80	LE80ME2P	3.00	3.60	O. R.	64	75	O. R.	11	9.30
	LE80ZMJ2P	3.30	4.50	O. R.	64	75	O. R.	13	10.00
90	LE90SM2P	3.10	4.90	O. R.	69	81	O. R.	21	12.00
	LE90ZLR2P	3.00	4.90	O. R.	69	81	O. R.	31	15.00
100	LE100ZLK2P	3.10	5.20	O. R.	71	83	O. R.	54	26.00
112	LE112ZMH2P	2.20	4.90	O. R.	73	85	O. R.	120	29.00
132	LE132SF2P	2.10	4.20	O. R.	72	84	O. R.	240	36.00
	LE132ZSQB2P	2.20	4.50	O. R.	72	84	O. R.	310	50.00
160	LE160MG2P	3.20	4.30	O. R.	77	89	O. R.	530	65.00
	LE160MM2P	3.20	4.90	O. R.	77	89	O. R.	610	74.00
	LE160ZLJ2P	3.00	4.80	O. R.	77	89	O. R.	680	84.00
<b>6-pole, 1200 rpm at 60 Hz, 50 Hz power</b>									
90	LE90SQ6P	2.40	3.10	O. R.	46	58	O. R.	40	15.00
	LE90ZLR6P	2.50	3.20	O. R.	O. R.	O. R.	O. R.	48	18.00
100	LE100LLB6P	2.10	3.10	O. R.	62	74	O. R.	110	29.00
112	LE112ZMKB6P	2.50	3.30	O. R.	65	77	O. R.	170	29.00
132	LE132SH6P	1.70	2.80	O. R.	67	79	O. R.	290	36.00
	LE132MJ6P	2.00	3.10	O. R.	67	79	O. R.	370	45.00
	LE132ZMS6P	2.00	3.00	O. R.	67	79	O. R.	460	45.00
160	LE160MW6P	2.30	2.50	O. R.	70	82	O. R.	980	83.00
	LE160ZLW6P	2.20	2.50	O. R.	67	79	O. R.	1200	105.00
180	LES180LJ6P	2.50	3.00	2.80	61	68	O. R.	1900	180.00
200	LES200LM6P	2.80	3.00	3.10	64	71	O. R.	2800	215.00
	LES200ZLS6P	2.60	2.80	2.90	63	70	O. R.	3200	230.00
225	LES225YMF6P	2.90	3.30	2.30	59	72	O. R.	6700	325.00
250	LES250MD6P	3.10	3.20	2.40	61	75	O. R.	10000	405.00

For the selection and ordering data for motors, see Catalog MD 50.1.

## Motors with IE3 Premium Efficiency

## Technical specifications (continued)

Size	Motor	$P_N$	$n_N$	$T_N$	$I_N$	$\cos \varphi$	$\eta$		$I_{st}/I_N$
		kW	rpm	Nm	460 V A		4/4 load %	3/4 load %	
<b>4-pole, 1800 rpm at 60 Hz, 60 Hz power</b>									
80	LE80ZMQ4P	0.86	1755	4.68	1.66	0.75	85.50	85.50	7.70
90	LE90SM4P	1.27	1740	6.97	2.35	0.79	86.50	86.50	7.40
	LE90ZLR4P	1.75	1740	9.6	3.15	0.80	86.50	86.50	7.50
100	LE100ZLSA4P	2.55	1760	13.8	4.25	0.84	87.50	87.50	7.70
	LE100ZLSB4P	3.45	1760	18.7	5.80	0.84	89.50	89.50	7.60
112	LE112ZMKB4P	4.55	1770	24.5	7.70	0.83	89.50	89.50	8.20
132	LE132ZST4P	6.30	1770	34	10.30	0.84	89.50	89.50	7.30
	LE132ZMS4P	8.60	1770	46.4	13.80	0.85	89.50	89.50	7.50
160	LE160MPA4P	10.50	1780	56.3	18.00	0.80	92.40	O. R.	7.80
	LE160MPB4P	12.60	1775	67.8	20.00	0.85	92.40	92.40	7.10
	LE160ZLL4P	18.00	1775	96.8	28.00	0.83	93.60	93.60	8.50
180	LES180MQ4P	21.30	1770	114.9	34.50	0.83	93.60	94.00	7.20
	LES180ZLN4P	25.30	1770	136.5	41.00	0.83	93.60	94.10	6.80
200	LES200ZLU4P	34.50	1770	186.1	55.00	0.85	93.00	93.50	7.30
225	LES225SD4P	42.50	1778	228.3	66.00	0.86	93.60	94.10	6.70
	LES225YMF4P	52.00	1778	279	81.00	0.86	94.10	94.60	6.60
250	LES250MD4P	63.00	1782	338	97.00	0.87	94.10	94.50	6.70
<b>2-pole, 3600 rpm at 60 Hz, 60 Hz power</b>									
80	LE80ME2P	0.86	3450	2.38	1.65	0.86	77.00	77.50	6.40
	LE80ZMJ2P	1.27	3480	3.48	2.25	0.85	84.00	84.00	7.40
90	LE90SM2P	1.75	3510	4.76	2.95	0.87	85.50	85.50	8.70
	LE90ZLR2P	2.55	3510	6.94	4.20	0.88	86.50	86.50	8.30
100	LE100ZLK2P	3.45	3515	9.37	5.50	0.88	87.50	87.50	8.50
112	LE112ZMH2P	4.55	3550	12.2	7.20	0.89	87.50	87.50	7.60
132	LE132SF2P	6.30	3545	17	9.70	0.90	89.50	89.50	7.50
	LE132ZSQB2P	8.60	3550	23.1	13.00	0.92	90.20	90.20	8.20
160	LE160MG2P	12.60	3555	33.8	19.50	0.89	91.00	91.00	7.90
	LE160MM2P	18.00	3555	48.4	27.00	0.88	91.70	91.70	8.80
	LE160ZLJ2P	22.00	3555	59.1	32.00	0.91	91.70	91.70	9.00
<b>6-pole, 1200 rpm at 60 Hz, 60 Hz power</b>									
80	LE80MD6E	0.43	1125	3.65	1.04	0.69	75.30	75.30	4.20
	LE80MK6E	0.63	1135	5.3	1.56	0.66	77.00	77.50	4.80
90	LE90SH6E	0.86	1145	7.17	1.85	0.73	73.00	73.00	4.80
	LE90LLB6E	1.27	1135	10.7	3.05	0.70	75.00	75.00	4.40
100	LE100LLB6E	1.75	1170	14.3	3.45	0.74	86.50	87.10	5.80
112	LE112ME6E	2.55	1165	20.9	4.90	0.75	87.50	88.10	5.50
132	LE132SC6E	3.45	1170	28.2	6.90	0.72	87.50	87.80	5.20
	LE132MB6E	4.55	1170	37.1	8.70	0.75	87.50	88.50	5.30
	LE132MJ6E	6.30	1170	51.4	11.60	0.76	89.50	90.00	5.80
160	LE160ML6E	8.60	1175	69.9	16.10	0.75	89.50	90.20	4.90
	LE160LL6E	12.60	1175	102.4	23.00	0.76	90.20	91.00	4.90
180	LES180LE6E	18.00	1170	146.9	31.00	0.80	91.70	92.20	6.00
200	LES200LG6E	22.00	1175	178.8	36.50	0.83	91.00	91.90	5.80
	LES200LP6E	26.50	1175	215.4	43.50	0.83	91.70	92.80	6.30
225	LES225YMF6E	36.00	1175	293	59.00	0.84	91.70	92.50	6.00
250	LES250MD6E	44.50	1180	360	73.00	0.84	91.70	92.50	6.30

For the selection and ordering data for motors, see Catalog MD 50.1.

## Technical specifications (continued)

Size	Motor	$T_{St}/T_N$	$T_{Bk}/T_N$	$T_A/T_N$	$L_{pFA}$	$L_{WA}$	$Z_0$	$J_{mot}$	$m_{mot}$
		-	-	-	dB (A)	dB (A)	1/h	$10^{-4}$ kgm <sup>2</sup>	kg
<b>4-pole, 1800 rpm at 60 Hz, 60 Hz power</b>									
80	LE80ZMQ4P	2.70	4.10	O. R.	55	66	O. R.	29	10.00
90	LE90SM4P	2.90	3.80	O. R.	58	70	O. R.	36	12.00
	LE90ZLR4P	2.60	3.70	O. R.	58	70	O. R.	49	15.00
100	LE100ZLSA4P	2.20	3.70	3.30	62	74	O. R.	140	29.00
	LE100ZLSB4P	2.20	3.80	2.90	62	74	O. R.	140	29.00
112	LE112ZMKB4P	2.90	4.30	2.70	62	74	O. R.	170	29.00
132	LE132ZST4P	2.30	3.40	2.70	68	80	O. R.	460	57.00
	LE132ZMS4P	2.10	3.50	2.50	68	80	O. R.	460	57.00
160	LE160MPA4P	2.40	3.50	O. R.	69	81	O. R.	830	73.00
	LE160MPB4P	2.00	3.20	2.80	69	81	O. R.	830	73.00
	LE160ZLL4P	2.50	3.70	2.70	69	81	O. R.	990	90.00
180	LES180MQ4P	2.40	3.20	2.60	68	75	O. R.	1300	165.00
	LES180ZLN4P	2.20	3.20	2.40	70	77	O. R.	1400	170.00
200	LES200ZLU4P	2.40	3.00	2.60	70	77	O. R.	2200	240.00
225	LES225SD4P	2.40	2.70	1.90	60	73	O. R.	4200	285.00
	LES225YMF4P	2.60	2.60	2.00	60	73	O. R.	4700	320.00
250	LES250MD4P	2.40	2.80	2.00	60	74	O. R.	8500	420.00
<b>2-pole, 3600 rpm at 60 Hz, 60 Hz power</b>									
80	LE80ME2P	2.60	3.10	O. R.	64	75	O. R.	11	9.30
	LE80ZMJ2P	2.80	3.80	O. R.	64	75	O. R.	13	10.00
90	LE90SM2P	2.60	4.20	O. R.	69	81	O. R.	21	12.00
	LE90ZLR2P	2.60	4.20	O. R.	69	81	O. R.	31	15.00
100	LE100ZLK2P	2.70	4.50	3.60	71	83	O. R.	54	26.00
112	LE112ZMH2P	1.80	4.00	3.30	73	85	O. R.	120	29.00
132	LE132SF2P	1.80	3.70	2.00	72	84	O. R.	240	36.00
	LE132ZSQB2P	2.00	3.90	2.30	72	84	O. R.	310	50.00
160	LE160MG2P	2.80	3.70	2.60	77	89	O. R.	530	65.00
	LE160MM2P	2.70	4.20	2.90	77	89	O. R.	610	74.00
	LE160ZLJ2P	2.60	4.20	2.90	77	89	O. R.	680	84.00
<b>6-pole, 1200 rpm at 60 Hz, 60 Hz power</b>									
80	LE80MD6E	2.10	2.60	2.30	45	56	O. R.	17	8.30
	LE80MK6E	2.60	3.10	2.80	45	56	O. R.	25	11.30
90	LE90SH6E	1.90	2.60	1.80	46	58	O. R.	30	12.00
	LE90LLB6E	2.10	2.60	O. R.	46	58	O. R.	40	15.00
100	LE100LLB6E	1.90	2.80	O. R.	62	74	O. R.	110	24.00
112	LE112ME6E	1.90	2.80	O. R.	65	77	O. R.	140	24.00
132	LE132SC6E	1.60	2.60	O. R.	67	79	O. R.	240	31.00
	LE132MB6E	1.60	2.40	O. R.	67	79	O. R.	290	36.00
	LE132MJ6E	1.90	2.60	O. R.	67	79	O. R.	370	45.00
160	LE160ML6E	1.90	2.20	O. R.	70	82	O. R.	750	67.00
	LE160LL6E	1.90	2.20	O. R.	70	82	O. R.	980	83.00
180	LES180LE6E	2.40	2.90	O. R.	60	74	O. R.	1700	141.00
200	LES200LG6E	2.30	2.50	O. R.	62	76	O. R.	2500	181.00
	LES200LP6E	2.50	2.50	O. R.	62	76	O. R.	3000	201.00
225	LES225YMF6E	2.40	2.70	1.90	60	73	O. R.	5800	285.00
250	LES250MD6E	2.70	2.30	1.90	63	77	O. R.	8600	370.00

For the selection and ordering data for motors, see Catalog MD 50.1.

## Motors with IE3 Premium Efficiency

## Technical specifications (continued)

Size	Motor	$P_N$	$n_N$	$T_N$	$I_N$	$\cos \varphi$	$\eta$		$T_{Bk}/T_N$
		kW	rpm	Nm	400 V A		4/4 load %	3/4 load %	
<b>4-pole, 2610 rpm at 87 Hz power</b>									
80	LE80ZMQ4P	1.30	2565	4.84	3.05	0.71	86.20	O. R.	3.9
90	LE90SM4P	1.90	2550	7.12	4.15	0.75	87.30	O. R.	3.6
	LE90ZLR4P	2.60	2555	9.72	5.30	0.76	88.00	O. R.	2.8
100	LE100ZLSA4P	3.60	2575	13.4	7.10	0.81	89.10	O. R.	3.8
	LE100ZLSB4P	5.00	2570	18.6	9.80	0.82	89.60	O. R.	3.9
112	LE112ZMKB4P	6.50	2575	24.1	13.00	0.81	90.20	O. R.	3.9
132	LE132ZST4P	9.00	2585	33.2	17.40	0.83	90.60	O. R.	3.6
	LE132ZMS4P	12.50	2580	46.3	23.50	0.83	91.20	O. R.	3.7
160	LE160MPA4P	16.00	O. R.	O. R.	O. R.	O. R.	O. R.	O. R.	O. R.
	LE160MPB4P	17.00	2585	62.8	32.50	0.83	92.00	O. R.	3.6
	LE160ZLL4P	23.50	2590	86.6	46.00	0.80	92.50	O. R.	4.2
180	LES180MQ4P	27.20	2585	100.0	53.0	O. R.	O. R.	O. R.	3.9
	LES180ZLN4P	32.40	2580	119.9	62.0	O. R.	O. R.	O. R.	3.9
200	LES200ZLU4P	44.20	2585	163.3	81.00	O. R.	O. R.	O. R.	3.7
225	LES225YMF4P	71.0	2588	262.0	128.00	0.86	93.40	7.80	2.8
250	LES250MD4P	87.0	2598	319.8	156.00	0.86	93.80	9.50	3.3
<b>6-pole, 1740 rpm at 87 Hz power</b>									
90	LE90SQ6P	1.30	1685	7.37	3.35	0.66	84.50	O. R.	2.6
	LE90ZLR6P	1.90	1685	10.8	4.95	0.65	85.30	O. R.	2.8
100	LE100LLB6P	2.60	1710	14.5	6.20	0.70	87.10	O. R.	2.8
132	LE132SH6P	5.00	1710	27.9	10.70	0.76	89.70	O. R.	2.5
	LE132MJ6P	6.50	1715	36.2	13.80	0.73	91.20	O. R.	2.7
	LE132ZMS6P	9.00	1715	50.1	18.80	0.76	90.90	O. R.	2.7
160	LE160MW6P	12.00	1720	66.6	24.50	0.75	90.80	O. R.	2.5
	LE160ZLW6P	17.00	1720	94.4	34.50	0.78	91.80	O. R.	2.5
180	LES180LJ6P	23.4	1715	130.3	46.5	O. R.	O. R.	O. R.	3.1
200	LES200LM6P	28.5	1720	158.2	56.0	O. R.	O. R.	O. R.	2.9
	LES200ZLS6P	34.3	1720	190.4	68.0	O. R.	O. R.	O. R.	2.9
225	LES225YMF6P	47.0	1720	261.0	O. R.	O. R.	O. R.	O. R.	O. R.
250	LES250MD6P	58.0	1725	321.1	O. R.	O. R.	O. R.	O. R.	O. R.

For the selection and ordering data for motors, see Catalog MD 50.1.

## Technical specifications (continued)

Size	Motor	$L_{pTA}$ dB (A)	$L_{WA}$ dB (A)	$J_{mot}$ $10^{-4}$ kgm <sup>2</sup>	$m_{mot}$ kg
<b>4-pole, 2610 rpm at 87 Hz power</b>					
80	LE80ZMQ4P	O. R.	O. R.	29	10.00
90	LE90SM4P	O. R.	O. R.	36	12.00
	LE90ZLR4P	O. R.	O. R.	49	15.00
100	LE100ZLSA4P	O. R.	O. R.	140	29.00
	LE100ZLSB4P	O. R.	O. R.	140	29.00
112	LE112ZMKB4P	O. R.	O. R.	170	29.00
132	LE132ZST4P	O. R.	O. R.	460	57.00
	LE132ZMS4P	O. R.	O. R.	460	57.00
160	LE160MPA4P	O. R.	O. R.	830	73.00
	LE160MPB4P	O. R.	O. R.	830	73.00
	LE160ZLL4P	O. R.	O. R.	990	90.00
180	LES180MQ4P	O. R.	O. R.	1300	165.00
	LES180ZLN4P	O. R.	O. R.	1400	170.00
200	LES200ZLU4P	O. R.	O. R.	2200	240.00
225	LES225YMF4P	79	92	4700	320.00
250	LES250MD4P	80	93	8500	420.00
<b>6-pole, 1740 rpm at 87 Hz power</b>					
90	LE90SQ6P	O. R.	O. R.	40	15.00
	LE90ZLR6P	O. R.	O. R.	48	18.00
100	LE100LLB6P	O. R.	O. R.	110	29.00
132	LE132SH6P	O. R.	O. R.	290	36.00
	LE132MJ6P	O. R.	O. R.	370	45.00
	LE132ZMS6P	O. R.	O. R.	460	45.00
160	LE160MW6P	O. R.	O. R.	980	83.00
	LE160ZLW6P	O. R.	O. R.	1200	105.00
180	LES180LJ6P	O. R.	O. R.	1900	180.00
200	LES200LM6P	O. R.	O. R.	2800	215.00
	LES200ZLS6P	O. R.	O. R.	3200	230.00
225	LES225YMF6P	O. R.	O. R.	6700	325.00
250	LES250MD6P	O. R.	O. R.	10000	405.00

For the selection and ordering data for motors, see Catalog MD 50.1.



## NEMA Energy Efficient motors MG1, Table 12-11

## Technical specifications

Size	Motor	$P_N$		$n_N$	$T_N$	EISA CC no. CC032A	$I_N$ 460 V A	$\cos \varphi$	$\eta$		$I_{st}/I_N$	$T_{st}/T_N$
		kW	hp						4/4 load %	3/4 load %		
<b>4-pole, 1800 rpm at 60 Hz, 50 Hz power</b>												
63	LA63MD4	0.09	0.12	1695	0.51	-	0.41	0.60	46.00	41.00	3.30	3.20
	LA63ME4	0.12	0.16	1670	0.69	-	0.42	0.68	54.10	51.80	3.20	2.30
	LA63MF4	0.18	0.25	1690	1.02	-	0.56	0.70	58.80	56.40	3.30	2.30
71	LA71MG4	0.25	0.33	1675	1.43	-	0.74	0.65	65.50	63.00	3.60	2.20
	LA71MH4	0.37	0.50	1695	2.08	-	0.97	0.66	73.00	71.80	4.20	2.30
80	LE80MD4E	0.55	0.75	1750	3	-	1.17	0.74	80.00	80.00	5.70	2.40
	LE80MH4E	0.75	1.00	1750	4.09	-	1.58	0.72	82.50	82.50	6.80	2.50
90	LE90SG4E	1.10	1.50	1740	6.04	-	2.20	0.74	84.00	84.00	7.00	2.70
	LE90LH4E	1.50	2.00	1745	8.21	-	3.00	0.75	84.00	84.00	7.50	2.90
100	LE100LE4E	2.20	3.00	1760	11.9	-	4.05	0.78	87.50	87.10	8.10	2.50
	LE100LK4E	3.00	4.00	1765	16.2	-	5.40	0.79	87.50	88.30	8.30	2.40
112	LE112ME4E	3.70	5.00	1770	20	✓	6.90	0.77	87.50	87.00	8.70	3.00
132	LE132SF4E	5.50	7.50	1770	29.7	✓	9.90	0.78	89.50	89.60	8.00	2.60
	LE132MF4E	7.50	10.00	1770	40.5	✓	12.80	0.82	89.50	90.30	8.00	2.70
	LE132ZMM4E	9.20	12.30	1760	49.9	-	15.70	0.82	89.50	O. R.	8.10	2.50
160	LE160MF4E	11.00	15.00	1775	59.2	✓	18.10	0.84	91.00	91.30	7.70	2.50
	LE160LD4E	15.00	20.00	1780	80.5	✓	24.50	0.84	91.00	90.70	8.50	2.60
180	LES180MM4E	18.50	25.00	1770	99.8	✓	30.50	0.83	92.40	92.60	7.70	2.80
	LES180ZLJ4E	22.00	30.00	1770	118.7	✓	36.00	0.83	92.40	92.50	8.40	3.00
200	LES200LN4E	30.00	40.00	1778	161.1	✓	48.00	0.84	93.00	92.90	8.20	3.20
225	LES225SD4E	37.00	50.00	1778	198.7	-	57.00	0.87	93.00	93.20	7.20	2.70
	LES225YMF4E	45.00	60.00	1778	241.7	✓	70.00	0.86	93.60	93.80	7.60	3.00
250	LES250MD4E	55.00	75.00	1785	294	-	87.00	0.84	94.10	94.10	7.30	3.10
<b>2-pole, 3600 rpm at 60 Hz, 50 Hz power</b>												
63	LA63ME2	0.18	0.25	3455	0.5	-	0.47	0.76	63.50	61.70	4.50	2.40
	LA63MF2	0.25	0.33	3455	0.69	-	0.65	0.75	65.00	63.20	4.60	2.40
71	LA71MG2	0.37	0.50	3410	1.04	-	0.91	0.76	67.00	65.10	5.00	2.90
	LA71MH2	0.55	0.75	3440	1.53	-	1.25	0.78	71.10	70.00	5.40	3.00
80	LE80MA2E	0.75	1.00	3445	2.08	-	1.50	0.83	75.50	75.50	6.00	2.10
	LE80ME2E	1.10	1.50	3465	3.03	-	2.05	0.82	82.50	82.50	6.80	2.20
90	LE90SG2E	1.50	2.00	3505	4.09	-	2.75	0.82	84.00	84.00	8.50	3.10
	LE90LH2E	2.20	3.00	3510	5.99	-	3.90	0.83	85.50	85.50	8.70	3.00
100	LE100LD2E	3.00	4.00	3520	8.14	-	5.20	0.83	87.50	87.30	8.10	2.60
112	LE112MA2E	3.70	5.00	3565	9.91	✓	6.30	0.84	87.50	87.40	9.30	2.90
132	LE132SB2E	5.50	7.50	3555	14.8	✓	9.10	0.86	88.50	88.30	7.60	2.00
	LE132SF2E	7.50	10.00	3560	20.1	✓	12.10	0.87	89.50	89.60	8.20	2.30
160	LE160MB2E	11.00	15.00	3560	29.5	✓	17.80	0.86	90.20	89.60	8.20	2.40
	LE160MG2E	15.00	20.00	3565	40.2	✓	24.00	0.87	90.20	89.90	8.40	2.80
	LE160LB2E	18.50	25.00	3565	49.6	✓	29.50	0.87	91.00	90.50	8.90	3.30

For the selection and ordering data for motors, see Catalog MD 50.1.

## Technical specifications (continued)

Size	Motor	$T_{BK}/T_N$	$T_A/T_N$	$L_{ptA}$	$L_{WA}$	$Z_0$	$J_{mot}$	$m_{mot}$
		-	-	dB (A)	dB (A)	1/h	$10^{-4}$ kgm <sup>2</sup>	kg
<b>4-pole, 1800 rpm at 60 Hz, 50 Hz power</b>								
<b>63</b>	LA63MD4	3.30	O. R.	46	57	15000	2.9	3.20
	LA63ME4	2.40	O. R.	46	57	15000	2.9	3.20
	LA63MF4	2.30	O. R.	46	57	15000	3.7	3.60
<b>71</b>	LA71MG4	2.30	O. R.	48	59	15000	5.2	4.30
	LA71MH4	2.50	O. R.	48	59	15000	7.7	5.80
<b>80</b>	LE80MD4E	3.30	O. R.	55	66	10000	17	9.30
	LE80MH4E	3.80	O. R.	55	66	10000	21	10.00
<b>90</b>	LE90SG4E	3.60	O. R.	58	70	8000	28	12.00
	LE90LH4E	4.00	O. R.	58	70	8000	36	15.00
<b>100</b>	LE100LE4E	3.90	O. R.	62	74	7000	86	20.00
	LE100LK4E	3.70	O. R.	62	74	7000	110	24.00
<b>112</b>	LE112ME4E	4.00	O. R.	62	74	5000	140	24.00
<b>132</b>	LE132SF4E	3.30	O. R.	68	80	3000	270	35.00
	LE132MF4E	3.40	O. R.	68	80	3000	340	42.00
	LE132ZMM4E	3.60	O. R.	64	76	1600	410	O. R.
<b>160</b>	LE160MF4E	3.20	O. R.	69	81	2000	650	61.00
	LE160LD4E	3.40	O. R.	69	81	2000	830	73.00
<b>180</b>	LES180MM4E	3.90	O. R.	61	74	O. R.	1200	151.00
	LES180ZLJ4E	3.90	O. R.	62	74	O. R.	1300	156.00
<b>200</b>	LES200LN4E	3.70	O. R.	67	80	O. R.	2000	211.00
<b>225</b>	LES225SD4E	3.30	2.30	66	80	O. R.	4200	280.00
	LES225YMF4E	3.50	2.40	67	80	O. R.	4600	305.00
<b>250</b>	LES250MD4E	3.30	2.40	66	80	O. R.	7500	385.00
<b>2-pole, 3600 rpm at 60 Hz, 50 Hz power</b>								
<b>63</b>	LA63ME2	2.70	O. R.	53	64	5000	1.8	3.20
	LA63MF2	2.70	O. R.	53	64	5000	2.2	3.60
<b>71</b>	LA71MG2	2.90	O. R.	56	67	5000	2.9	4.50
	LA71MH2	2.90	O. R.	56	67	5000	4.1	5.50
<b>80</b>	LE80MA2E	3.00	O. R.	64	75	3000	8	8.30
	LE80ME2E	3.20	O. R.	64	75	3000	11	10.00
<b>90</b>	LE90SG2E	4.50	O. R.	69	81	2000	17	12.00
	LE90LH2E	4.60	O. R.	69	81	2000	21	14.00
<b>100</b>	LE100LD2E	3.80	O. R.	71	83	2000	44	21.00
<b>112</b>	LE112MA2E	4.00	O. R.	73	85	1300	92	22.00
<b>132</b>	LE132SB2E	3.30	O. R.	72	84	800	200	32.00
	LE132SF2E	3.60	O. R.	72	84	800	240	36.00
<b>160</b>	LE160MB2E	3.60	O. R.	77	89	500	450	57.00
	LE160MG2E	3.90	O. R.	77	89	500	530	65.00
	LE160LB2E	4.10	O. R.	77	89	500	610	74.00

For the selection and ordering data for motors, see Catalog MD 50.1.

## NEMA Energy Efficient motors MG1, Table 12-11

## Technical specifications (continued)

Size	Motor	$P_N$		$n_N$	$T_N$	EISA CC no. CC032A	$I_N$ 460 V A	$\cos \varphi$	$\eta$		$I_{St}/I_N$	$T_{St}/T_N$
		kW	hp						4/4 load %	3/4 load %		
6-pole, 1200 rpm at 60 Hz, 50 Hz power												
63	LA63MF6	0.09	0.12	1075	0.8	-	0.38	0.63	47.10	44.90	2.20	2.10
	LA63MG6	0.12	0.16	1100	1.04	-	0.73	0.53	39.40	33.80	2.10	2.70
71	LA71MG6	0.18	0.25	1080	1.59	-	0.67	0.61	56.40	54.10	3.10	2.50
	LA71MH6	0.25	0.33	1090	2.19	-	0.72	0.70	62.90	60.60	3.40	2.70
80	LE80MD6E	0.37	0.50	1140	3.1	-	0.98	0.63	75.30	74.10	4.60	2.30
	LE80MK6E	0.55	0.75	1135	4.63	-	1.47	0.61	77.00	77.50	5.20	2.90
90	LE90LLA6E	0.75	1.00	1155	6.2	-	1.73	0.69	80.00	80.00	5.30	2.20
100	LE100LLA6E	1.10	1.50	1175	8.94	-	2.20	0.73	85.50	85.40	6.00	2.10
	LE100LLB6E	1.50	2.00	1175	12.2	-	3.15	0.69	86.50	86.30	6.40	2.20
112	LE112ME6E	2.20	3.00	1170	18	✓	4.30	0.73	87.50	87.30	6.30	2.10
132	LE132SC6E	3.00	4.00	1175	24.4	-	6.20	0.69	87.50	87.10	6.00	1.80
	LE132MB6E	3.70	5.00	1180	29.9	✓	7.50	0.71	87.50	87.50	6.20	1.90
	LE132MJ6E	5.50	7.50	1175	44.7	✓	10.60	0.73	89.50	89.80	6.50	2.10
160	LE160ML6E	7.50	10.00	1180	60.7	✓	14.40	0.73	89.50	89.60	5.40	2.10
	LE160LL6E	11.00	15.00	1180	89	✓	20.50	0.74	90.20	90.50	5.50	2.20
180	LES180LE6E	15.00	20.00	1178	121.6	✓	27.00	0.77	90.20	90.20	6.90	2.80
200	LES200LG6E	18.50	25.00	1182	149.5	✓	31.50	0.81	91.70	92.10	6.70	2.60
	LES200LP6E	22.00	30.00	1182	177.7	✓	37.00	0.81	91.70	92.10	7.40	3.00
225	LES225YMF6E	30.00	40.00	1182	242.4	✓	49.00	0.83	93.00	93.30	7.00	2.90
250	LES250MD6E	37.00	50.00	1185	298	-	60.00	0.83	93.00	93.30	7.30	3.30

For the selection and ordering data for motors, see Catalog MD 50.1.

## Technical specifications (continued)

Size	Motor	$T_{BK}/T_N$	$T_A/T_N$	$L_{ptA}$	$L_{WA}$	$Z_0$	$J_{mot}$	$m_{mot}$
		-	-	dB (A)	dB (A)	1/h	$10^{-4}$ kgm <sup>2</sup>	kg
<b>6-pole, 1200 rpm at 60 Hz, 50 Hz power</b>								
<b>63</b>	LA63MF6	1.80	O. R.	43	54	10500	3.7	3.60
	LA63MG6	2.80	O. R.	43	54	10500	3.7	3.60
<b>71</b>	LA71MG6	2.50	O. R.	43	54	10500	5.5	4.30
	LA71MH6	2.60	O. R.	43	54	10500	8	5.30
<b>80</b>	LE80MD6E	2.90	O. R.	45	56	8400	17	8.30
	LE80MK6E	3.60	O. R.	45	56	8400	25	11.30
<b>90</b>	LE90LLA6E	3.00	O. R.	46	58	7000	30	15.00
<b>100</b>	LE100LLA6E	3.00	O. R.	62	74	6300	110	24.00
	LE100LLB6E	3.20	O. R.	62	74	6300	110	24.00
<b>112</b>	LE112ME6E	3.20	O. R.	65	77	5600	140	24.00
<b>132</b>	LE132SC6E	2.90	O. R.	67	79	4200	240	31.00
	LE132MB6E	3.00	O. R.	67	79	4200	290	36.00
	LE132MJ6E	2.90	O. R.	67	79	3500	370	45.00
<b>160</b>	LE160ML6E	2.50	O. R.	70	82	2800	750	67.00
	LE160LL6E	2.50	O. R.	70	82	2800	980	83.00
<b>180</b>	LES180LE6E	3.40	O. R.	60	74	O. R.	1700	141.00
<b>200</b>	LES200LG6E	3.00	O. R.	62	76	O. R.	2500	181.00
	LES200LP6E	3.00	O. R.	62	76	O. R.	3000	201.00
<b>225</b>	LES225YMF6E	3.10	2.30	60	73	O. R.	5800	285.00
<b>250</b>	LES250MD6E	2.80	2.30	63	77	O. R.	8600	370.00

For the selection and ordering data for motors, see Catalog MD 50.1.

## NEMA Energy Efficient motors MG1, Table 12-11

## Technical specifications (continued)

Size	Motor	$P_N$		$n_N$	$T_N$	EISA CC no. CC032A	$I_N$ 460 V A	$\cos \varphi$	$\eta$		$I_{St}/I_N$	$T_{St}/T_N$
		kW	hp						4/4 load %	3/4 load %		
<b>4-pole, 1800 rpm at 60 Hz, 60 Hz power</b>												
63	LA63ME4	0.14	0.19	1650	0.81	-	0.43	0.74	56.00	54.50	3.10	2.00
	LA63MF4	0.21	0.28	1650	1.22	-	0.59	0.77	58.30	56.80	3.10	2.00
	LA63MD4	0.11	0.15	1695	0.62	-	0.41	0.60	46.00	41.00	3.30	3.20
71	LA71MG4	0.29	0.39	1650	1.68	-	0.76	0.77	61.90	60.40	3.30	1.90
	LA71MH4	0.43	0.58	1669	2.46	-	1.08	0.76	65.80	64.80	3.80	2.00
80	LE80MD4E	0.63	0.85	1735	3.47	-	1.30	0.76	80.00	79.50	6.00	2.30
	LE80MH4E	0.86	1.15	1740	4.72	-	1.72	0.76	82.50	82.30	6.20	2.20
90	LE90SG4E	1.27	1.70	1725	7.03	-	2.45	0.78	84.00	84.60	6.10	2.30
	LE90LH4E	1.75	2.35	1730	9.66	-	3.30	0.79	84.00	84.70	6.40	2.60
100	LE100LE4E	2.55	3.40	1755	13.9	-	4.50	0.81	87.50	87.60	7.30	2.10
	LE100LK4E	3.45	4.60	1755	18.8	-	6.00	0.82	87.50	88.30	7.50	2.00
112	LE112ME4E	4.55	6.10	1760	24.7	-	8.00	0.82	87.50	88.00	7.50	2.40
132	LE132SF4E	6.30	8.40	1765	34.1	-	10.90	0.81	89.50	89.80	7.30	2.30
	LE132MF4E	8.60	11.50	1765	46.5	-	14.50	0.83	89.50	90.50	7.10	2.30
	LE132ZMM4E	10.50	14.00	1760	57	-	17.70	0.83	91.00	O. R.	7.20	2.10
160	LE160MF4E	12.60	16.90	1770	68	-	20.50	0.85	91.00	91.40	7.00	2.20
	LE160LD4E	17.30	23.20	1775	93.1	-	27.50	0.86	92.40	92.40	7.70	2.30
180	LES180MM4E	21.30	28.60	1765	115.2	-	34.00	0.85	92.40	93.10	6.80	2.50
	LES180ZLJ4E	25.30	33.90	1765	136.9	-	40.50	0.85	92.40	92.90	7.50	2.60
200	LES200LN4E	34.50	46.30	1770	186.1	-	55.00	0.85	93.00	93.40	7.20	2.70
<b>2-pole, 3600 rpm at 60 Hz, 60 Hz power</b>												
63	LA63ME2	0.21	0.28	3420	0.59	-	0.51	0.81	64.00	63.00	4.10	2.10
	LA63MF2	0.29	0.39	3430	0.81	-	0.68	0.82	65.00	64.00	4.30	2.10
71	LA71MG2	0.43	0.58	3340	1.23	-	1.00	0.82	66.00	65.00	4.50	2.50
	LA71MH2	0.63	0.85	3400	1.77	-	1.36	0.82	71.00	71.00	4.90	2.60
80	LE80MA2E	0.86	1.15	3410	2.41	-	1.70	0.84	75.50	77.00	5.20	1.90
	LE80ME2E	1.27	1.70	3430	3.54	-	2.30	0.84	82.50	83.80	6.30	2.70
90	LE90SG2E	1.75	2.35	3480	4.8	-	3.10	0.85	84.00	84.50	7.40	2.60
	LE90LH2E	2.55	3.40	3485	6.99	-	4.35	0.86	85.50	86.40	7.60	2.60
100	LE100LD2E	3.45	4.60	3505	9.4	-	5.80	0.85	87.50	86.40	7.30	2.20
112	LE112MA2E	4.55	6.10	3550	12.2	-	7.50	0.87	87.50	87.40	7.80	2.40
132	LE132SB2E	6.30	8.40	3550	16.9	-	10.20	0.88	88.50	89.30	6.90	1.80
	LE132SF2E	8.60	11.50	3550	23.1	-	13.70	0.88	89.50	90.50	7.40	2.00
160	LE160MB2E	12.60	16.90	3555	33.8	-	20.50	0.85	90.20	89.60	7.40	2.10
	LE160MG2E	17.30	23.20	3555	46.5	-	27.00	0.88	91.00	90.60	7.60	2.40
	LE160LB2E	21.30	28.60	3555	57.2	-	33.50	0.88	91.00	90.60	7.90	2.90

For the selection and ordering data for motors, see Catalog MD 50.1.



## Technical specifications (continued)

Size	Motor	$T_{BK}/T_N$	$T_A/T_N$	$L_{ptA}$ dB (A)	$L_{WA}$ dB (A)	$Z_0$ 1/h	$J_{mot}$ $10^{-4}$ kgm <sup>2</sup>	$m_{mot}$ kg
<b>4-pole, 1800 rpm at 60 Hz, 60 Hz power</b>								
63	LA63ME4	2.10	O. R.	46	57	15000	2.9	3.20
	LA63MF4	2.00	O. R.	46	57	15000	3.7	3.60
	LA63MD4	3.30	O. R.	46	57	15000	2.9	3.20
71	LA71MG4	2.00	O. R.	48	59	15000	5.2	4.30
	LA71MH4	2.20	O. R.	48	59	15000	7.7	5.80
80	LE80MD4E	3.20	2.50	55	66	10000	17	9.30
	LE80MH4E	3.30	2.40	55	66	10000	21	10.00
90	LE90SG4E	3.00	2.50	58	70	8000	28	12.00
	LE90LH4E	3.40	2.80	58	70	8000	36	15.00
100	LE100LE4E	3.30	2.30	62	74	7000	86	20.00
	LE100LK4E	3.10	2.20	62	74	7000	110	24.00
112	LE112ME4E	3.20	2.60	62	74	5000	140	24.00
132	LE132SF4E	2.90	2.50	68	80	3000	270	35.00
	LE132MF4E	2.90	2.50	68	80	3000	340	42.00
	LE132ZMM4E	3.00	O. R.	64	76	1600	410	O. R.
160	LE160MF4E	2.80	2.40	69	81	2000	650	61.00
	LE160LD4E	2.90	2.50	69	81	2000	830	73.00
180	LES180MM4E	3.40	O. R.	61	74	O. R.	1200	151.00
	LES180ZLJ4E	3.40	O. R.	62	74	O. R.	1300	156.00
200	LES200LN4E	3.20	O. R.	67	80	O. R.	2000	211.00
<b>2-pole, 3600 rpm at 60 Hz, 60 Hz power</b>								
63	LA63ME2	2.30	O. R.	53	64	5000	1.8	3.20
	LA63MF2	2.30	O. R.	53	64	5000	2.2	3.60
71	LA71MG2	2.50	O. R.	56	67	5000	2.9	4.50
	LA71MH2	2.50	O. R.	56	67	5000	4.1	5.50
80	LE80MA2E	2.30	2.00	64	75	3000	8	8.30
	LE80ME2E	3.30	2.90	64	75	3000	11	10.00
90	LE90SG2E	3.80	2.80	69	81	2000	17	12.00
	LE90LH2E	3.90	2.80	69	81	2000	21	14.00
100	LE100LD2E	3.30	2.40	71	83	2000	44	21.00
112	LE112MA2E	3.30	2.60	73	85	1300	92	22.00
132	LE132SB2E	2.90	1.90	72	84	800	200	32.00
	LE132SF2E	3.10	2.20	72	84	800	240	36.00
160	LE160MB2E	3.20	2.30	77	89	500	450	57.00
	LE160MG2E	3.40	2.60	77	89	500	530	65.00
	LE160LB2E	3.60	3.10	77	89	500	610	74.00

For the selection and ordering data for motors, see Catalog MD 50.1.

## NEMA Energy Efficient motors MG1, Table 12-11

## Technical specifications (continued)

Size	Motor	$P_N$		$n_N$	$T_N$	EISA CC no. CC032A	$I_N$ 460 V A	$\cos \varphi$	$\eta$		$I_{St}/I_N$	$T_{St}/T_N$
		kW	hp						4/4 load %	3/4 load %		
6-pole, 1200 rpm at 60 Hz, 60 Hz power												
63	LA63MF6	0.10	0.13	1050	0.91	-	0.39	0.67	48.00	46.50	2.10	1.90
	LA63MG6	0.14	0.19	1080	1.24	-	0.74	0.57	41.90	37.00	2.10	2.30
71	LA71MG6	0.21	0.28	1035	1.94	-	0.69	0.67	57.30	55.80	3.00	2.10
	LA71MH6	0.29	0.39	1030	2.69	-	0.78	0.75	61.90	60.40	3.10	2.30
80	LE80MD6E	0.43	0.58	1125	3.65	-	1.04	0.69	75.30	75.30	4.20	2.10
	LE80MK6E	0.63	0.85	1135	5.3	-	1.56	0.66	77.00	77.50	4.80	2.60
90	LE90LLA6E	0.86	1.15	1145	7.17	-	1.85	0.73	73.00	73.00	4.80	1.90
100	LE100LLA6E	1.27	1.70	1170	10.4	-	2.50	0.75	85.50	86.10	5.20	1.80
	LE100LLB6E	1.75	2.35	1170	14.3	-	3.45	0.74	86.50	87.10	5.80	1.90
112	LE112ME6E	2.55	3.40	1165	20.9	-	4.90	0.75	87.50	88.10	5.50	1.90
132	LE132SC6E	3.45	4.60	1170	28.2	-	6.90	0.72	87.50	87.80	5.20	1.60
	LE132MB6E	4.55	6.10	1170	37.1	-	8.70	0.75	87.50	88.50	5.30	1.60
	LE132MJ6E	6.30	8.40	1170	51.4	-	11.60	0.76	89.50	90.00	5.80	1.90
160	LE160ML6E	8.60	11.50	1175	69.9	-	16.10	0.75	89.50	90.20	4.90	1.90
	LE160LL6E	12.60	16.90	1175	102.4	-	23.00	0.76	90.20	91.00	4.90	1.90
180	LES180LE6E	18.00	24.00	1170	146.9	-	31.00	0.80	91.70	92.20	6.00	2.40
200	LES200LG6E	22.00	30.00	1175	178.8	-	36.50	0.83	91.0	91.9	5.8	2.3
	LES200LP6E	26.50	35.50	1175	215.4	-	43.50	0.83	91.7	92.8	6.3	2.5

For the selection and ordering data for motors, see Catalog MD 50.1.

## Technical specifications (continued)

Size	Motor	$T_{BK}/T_N$	$T_A/T_N$	$L_{ptA}$	$L_{WA}$	$Z_0$	$J_{mot}$	$m_{mot}$
		-	-	dB (A)	dB (A)	1/h	$10^{-4}$ kgm <sup>2</sup>	kg
<b>6-pole, 1200 rpm at 60 Hz, 60 Hz power</b>								
<b>63</b>	LA63MF6	1.60	O. R.	43	54	10500	3.7	3.60
	LA63MG6	2.30	O. R.	43	54	10500	3.7	3.60
<b>71</b>	LA71MG6	2.10	O. R.	43	54	10500	5.5	4.30
	LA71MH6	2.20	O. R.	43	54	10500	8	5.30
<b>80</b>	LE80MD6E	2.60	2.30	45	56	8400	17	8.30
	LE80MK6E	3.10	2.80	45	56	8400	25	11.30
<b>90</b>	LE90LLA6E	2.60	1.80	46	58	7000	30	15.00
<b>100</b>	LE100LLA6E	2.60	O. R.	62	74	6300	110	24.00
	LE100LLB6E	2.80	O. R.	62	74	6300	110	24.00
<b>112</b>	LE112ME6E	2.80	O. R.	65	77	5600	140	24.00
<b>132</b>	LE132SC6E	2.60	O. R.	67	79	4200	240	31.00
	LE132MB6E	2.40	O. R.	67	79	4200	290	36.00
	LE132MJ6E	2.60	O. R.	67	79	3500	370	45.00
<b>160</b>	LE160ML6E	2.20	O. R.	70	82	2800	750	67.00
	LE160LL6E	2.20	O. R.	70	82	2800	980	83.00
<b>180</b>	LES180LE6E	2.90	O. R.	60	74	O. R.	1700	141.00
<b>200</b>	LES200LG6E	2.50	O. R.	62	76	O. R.	2500	181
	LES200LP6E	2.50	O. R.	62	76	O. R.	3000	201

For the selection and ordering data for motors, see Catalog MD 50.1.

## NEMA Premium Efficient motors MG1, Table 12-12

## Technical specifications

Size	Motor	$P_N$		$n_N$	$T_N$	EISA CC no. CC032A	$I_N$ 460 V A	$\cos \varphi$	$\eta$		$I_{st}/I_N$	$T_{st}/T_N$
		kW	hp						4/4 load %	3/4 load %		
<b>4-pole, 1800 rpm at 60 Hz, 50 Hz power</b>												
80	LE80ZMQ4P	0.75	1.00	1760	4.07	✓	1.53	0.71	85.50	84.50	8.30	3.10
90	LE90SM4P	1.10	1.50	1750	6	✓	2.10	0.75	86.50	86.30	8.20	3.40
	LE90ZLR4P	1.50	2.00	1755	8.16	✓	2.85	0.77	86.50	87.00	8.40	3.00
100	LE100ZLSA4P	2.20	3.00	1770	11.9	-	3.80	0.81	89.50	89.50	9.60	3.50
	LE100ZLSB4P	3.00	4.00	1760	16.3	-	5.10	0.82	89.50	89.50	9.50	3.10
112	LE112ZMKB4P	3.70	5.00	1770	20	✓	6.50	0.80	89.50	89.50	8.20	2.90
132	LE132ZST4P	5.50	7.50	1780	29.5	✓	9.10	0.83	91.70	91.70	9.50	2.90
	LE132ZMS4P	7.50	10.00	1770	40.5	✓	12.40	0.83	91.70	91.70	9.60	2.70
160	LE160MPA4P	9.20	12.30	O.R.	O.R.	-	O.R.	O.R.	O.R.	O.R.	O.R.	O.R.
	LE160MPB4P	11.00	15.00	1775	59.2	✓	18.00	0.83	92.40	92.40	8.90	3.00
	LE160ZLL4P	15.00	20.00	1780	80.5	✓	25.00	0.81	93.00	93.00	9.50	2.90
180	LES180MQ4P	18.50	25.00	1775	99.5	✓	30.50	0.81	93.60	93.70	7.80	2.70
	LES180ZLN4P	22.00	30.00	1775	118.4	✓	36.50	0.81	93.60	93.80	7.70	2.80
200	LES200ZLU4P	30.00	40.00	1778	161.1	✓	48.00	0.83	94.10	94.30	8.10	3.00
225	LES225SD4P	37.00	50.00	1782	198.3	-	58.00	0.85	94.50	94.70	7.50	2.80
	LES225YMF4P	45.00	60.00	1782	241.1	✓	70.00	0.85	95.00	95.30	7.20	2.90
250	LES250MD4P	55.00	75.00	1786	294	-	84.00	0.86	95.40	95.60	7.60	2.80
<b>2-pole, 3600 rpm at 60 Hz, 50 Hz power</b>												
80	LE80ME2P	0.75	1.00	3480	2.06	✓	1.46	0.84	77.00	78.00	7.10	3.00
	LE80ZMJ2P	1.10	1.50	3500	3	✓	1.98	0.83	84.00	84.00	8.40	3.30
90	LE90SM2P	1.50	2.00	3525	4.06	✓	2.60	0.84	85.50	85.00	9.80	3.10
	LE90ZLR2P	2.20	3.00	3530	5.95	✓	3.65	0.87	86.50	86.30	9.60	3.00
100	LE100ZLK2P	3.00	4.00	3525	8.13	-	4.90	0.87	88.50	88.50	9.70	3.80
112	LE112ZMH2P	3.70	5.00	3565	9.91	✓	6.00	0.87	88.50	88.50	10.00	3.80
132	LE132SF2P	5.50	7.50	3555	14.8	✓	8.60	0.90	89.50	89.50	8.60	2.10
	LE132ZSQB2P	7.50	10.00	3555	20.1	✓	11.50	0.91	90.20	90.20	9.50	2.40
160	LE160MG2P	11.00	15.00	3560	29.5	✓	17.20	0.88	91.00	91.00	8.50	2.80
	LE160MM2P	15.00	20.00	3565	40.2	✓	24.00	0.86	91.00	91.00	9.70	3.10
	LE160ZLJ2P	18.50	25.00	3560	49.6	✓	28.00	0.90	91.70	91.70	9.40	3.10
<b>6-pole, 1200 rpm at 60 Hz, 50 Hz power</b>												
90	LE90SQ6P	0.75	1.00	1155	6.2	-	1.76	0.65	82.50	82.30	5.30	2.40
100	LE100ZLSA6P	1.10	1.50	1180	8.9	-	2.30	0.69	87.50	87.20	6.70	2.40
112	LE112ZMKA6P	1.50	2.00	1175	12.2	-	2.90	0.73	88.50	88.30	6.90	2.20
132	LE132SQB6P	3.00	4.00	1185	24.2	-	5.60	0.75	89.50	89.60	7.50	2.30
	LE132SQA6P	2.20	3.00	1185	17.7	✓	4.15	0.74	89.50	89.30	8.00	2.30
	LE132MJ6P	3.70	5.00	1180	29.9	✓	7.10	0.73	89.50	89.50	7.60	2.40
	LE132ZMS6P	5.50	7.50	1180	44.5	✓	10.30	0.74	91.00	91.30	7.20	2.30
160	LE160MW6P	7.50	10.00	1185	60.4	✓	13.80	0.75	91.00	91.00	5.90	2.40
	LE160ZLW6P	11.00	15.00	1180	89	✓	20.00	0.75	91.70	91.90	5.80	2.30
180	LES180LJ6P	15.00	20.00	1178	121.6	✓	26.00	0.79	91.70	92.00	6.80	2.50
200	LES200LM6P	18.50	25.00	1180	149.7	✓	32.00	0.78	93.00	93.80	6.50	2.80
	LES200ZLS6P	22.00	30.00	1180	178	✓	37.50	0.79	93.00	93.50	6.30	2.60

For the selection and ordering data for motors, see Catalog MD 50.1.

## Technical specifications (continued)

Size	Motor	$T_{BK}/T_N$	$T_A/T_N$	$L_{ptA}$	$L_{WA}$	$Z_0$	$J_{mot}$	$m_{mot}$
		-	-	dB (A)	dB (A)	1/h	$10^{-4}$ kgm <sup>2</sup>	kg
<b>4-pole, 1800 rpm at 60 Hz, 50 Hz power</b>								
80	LE80ZMQ4P	4.70	O. R.	55	66	O. R.	29	10.00
90	LE90SM4P	4.40	O. R.	58	70	O. R.	36	12.00
	LE90ZLR4P	4.30	O. R.	58	70	O. R.	49	15.00
100	LE100ZLSA4P	5.10	O. R.	62	74	O. R.	140	29.00
	LE100ZLSB4P	4.60	O. R.	62	74	O. R.	140	29.00
112	LE112ZMKB4P	4.30	O. R.	62	74	O. R.	170	29.00
132	LE132ZST4P	4.40	O. R.	68	80	O. R.	460	57.00
	LE132ZMS4P	4.20	O. R.	68	80	O. R.	460	57.00
160	LE160MPA4P	O. R.	O. R.	69	81	O. R.	830	73.00
	LE160MPB4P	3.80	O. R.	69	81	O. R.	830	73.00
	LE160ZLL4P	4.30	O. R.	69	81	O. R.	990	90.00
180	LES180MQ4P	3.60	3.00	68	75	O. R.	1300	165.00
	LES180ZLN4P	3.70	3.10	70	77	O. R.	1400	170.00
200	LES200ZLU4P	3.50	3.30	70	77	O. R.	2200	240.00
225	LES225SD4P	3.00	2.20	60	73	O. R.	4200	285.00
	LES225YMF4P	3.00	2.20	60	73	O. R.	4700	320.00
250	LES250MD4P	3.20	2.30	60	74	O. R.	8500	420.00
<b>2-pole, 3600 rpm at 60 Hz, 50 Hz power</b>								
80	LE80ME2P	3.60	O. R.	64	75	O. R.	11	9.30
	LE80ZMJ2P	4.50	O. R.	64	75	O. R.	13	10.00
90	LE90SM2P	4.90	O. R.	69	81	O. R.	21	12.00
	LE90ZLR2P	4.90	O. R.	69	81	O. R.	31	15.00
100	LE100ZLK2P	5.50	O. R.	71	83	O. R.	54	26.00
112	LE112ZMH2P	5.60	O. R.	73	85	O. R.	120	29.00
132	LE132SF2P	4.40	O. R.	72	84	O. R.	240	36.00
	LE132ZSQB2P	4.70	O. R.	72	84	O. R.	310	50.00
160	LE160MG2P	4.30	O. R.	77	89	O. R.	530	65.00
	LE160MM2P	4.80	O. R.	77	89	O. R.	610	74.00
	LE160ZLJ2P	4.40	O. R.	77	89	O. R.	680	84.00
<b>6-pole, 1200 rpm at 60 Hz, 50 Hz power</b>								
90	LE90SQ6P	3.10	O. R.	46	58	O. R.	40	15.00
100	LE100ZLSA6P	3.30	O. R.	62	74	O. R.	140	25.00
112	LE112ZMKA6P	3.20	O. R.	65	77	O. R.	170	29.00
132	LE132SQB6P	3.30	O. R.	67	79	O. R.	370	45.00
	LE132SQA6P	3.50	O. R.	67	79	O. R.	370	45.00
	LE132MJ6P	3.40	O. R.	67	79	O. R.	370	45.00
	LE132ZMS6P	3.30	O. R.	67	79	O. R.	460	45.00
160	LE160MW6P	2.60	O. R.	70	82	O. R.	980	83.00
	LE160ZLW6P	2.60	O. R.	70	82	O. R.	1200	105.00
180	LES180LJ6P	3.00	2.80	61	68	O. R.	1900	180.00
200	LES200LM6P	3.00	3.10	64	71	O. R.	2800	215.00
	LES200ZLS6P	2.80	2.90	63	70	O. R.	3200	230.00

For the selection and ordering data for motors, see Catalog MD 50.1.



## NEMA Premium Efficient motors MG1, Table 12-12

## Technical specifications (continued)

Size	Motor	$P_N$		$n_N$	$T_N$	EISA CC no. CC032A	$I_N$ 460 V A	$\cos \varphi$	$\eta$		$I_{St}/I_N$	$T_{St}/T_N$
		kW	hp						4/4 load %	3/4 load %		
<b>4-pole, 1800 rpm at 60 Hz, 60 Hz power</b>												
80	LE80ZMQ4P	0.86	1.15	1755	4.68	-	1.66	0.75	85.50	85.10	7.70	2.70
90	LE90SM4P	1.27	1.70	1740	6.97	-	2.35	0.79	86.50	86.70	7.40	2.90
	LE90ZLR4P	1.75	2.35	1740	9.6	-	3.15	0.80	86.50	87.00	7.50	2.60
100	LE100ZLSA4P	2.55	3.40	1765	13.8	-	4.25	0.84	89.50	89.50	8.50	3.00
	LE100ZLSB4P	3.45	4.60	1755	18.8	-	5.80	0.84	89.50	89.50	8.40	2.70
112	LE112ZMKB4P	4.55	6.10	1760	24.7	-	7.70	0.83	89.50	89.50	7.30	2.50
132	LE132ZST4P	6.30	8.40	1775	33.9	-	10.30	0.84	91.70	91.70	8.40	2.50
	LE132ZMS4P	8.60	11.50	1765	46.5	-	13.80	0.85	91.70	91.70	8.40	2.30
160	LE160MPA4P	10.50	14.00	O. R.	O. R.	-	O. R.	O. R.	O. R.	O. R.	O. R.	O. R.
	LE160MPB4P	12.60	16.90	1770	68	-	20.00	0.85	92.40	92.40	7.90	2.60
	LE160ZLL4P	18.00	24.00	1775	96.8	-	28.00	0.83	93.60	93.60	8.50	2.50
180	LES180MQ4P	21.30	28.60	1770	114.9	-	34.50	0.83	93.60	94.00	7.20	2.40
	LES180ZLN4P	25.30	33.90	1770	136.5	-	41.00	0.83	93.60	94.10	6.80	2.20
200	LES200ZLU4P	34.50	46.30	1770	186.1	-	55.00	0.85	93.00	93.50	7.30	2.40
<b>2-pole, 3600 rpm at 60 Hz, 60 Hz power</b>												
80	LE80ME2P	0.86	1.15	3450	2.38	-	1.63	0.86	77.00	78.00	6.40	2.60
	LE80ZMJ2P	1.27	1.70	3480	3.48	-	2.25	0.85	84.00	84.00	7.40	2.80
90	LE90SM2P	1.75	2.35	3510	4.76	-	2.95	0.87	85.50	85.60	8.70	2.60
	LE90ZLR2P	2.55	3.40	3510	6.94	-	4.20	0.88	86.50	86.90	8.30	2.60
100	LE100ZLK2P	3.45	4.60	3520	9.36	-	5.50	0.89	88.50	88.50	8.50	3.30
112	LE112ZMH2P	4.60	6.20	3555	12.4	-	7.20	0.90	88.50	88.50	8.20	3.00
132	LE132SF2P	6.30	8.40	3545	17	-	9.70	0.91	89.50	89.50	7.50	1.90
	LE132ZSQB2P	8.60	11.50	3550	23.1	-	13.00	0.92	90.20	90.20	8.40	2.10
160	LE160MG2P	12.60	16.90	3555	33.8	-	19.50	0.89	91.00	91.00	7.60	2.40
	LE160MM2P	18.00	24.00	3560	48.3	-	27.00	0.88	91.70	91.70	8.70	2.70
	LE160ZLJ2P	22.00	30.00	3550	59.2	-	32.00	0.91	91.70	91.70	8.20	2.70
<b>6-pole, 1200 rpm at 60 Hz, 60 Hz power</b>												
90	LE90SQ6P	0.86	1.15	1140	7.2	-	1.87	0.70	82.50	83.00	4.90	2.10
100	LE100ZLSA6P	1.27	1.70	1175	10.3	-	2.55	0.71	87.50	87.20	6.10	2.10
112	LE112ZMKA6P	1.75	2.35	1170	14.3	-	3.25	0.76	88.50	88.70	6.20	2.00
132	LE132SQB6P	3.45	4.60	1180	27.9	-	6.30	0.77	89.50	90.00	6.70	2.00
	LE132SQA6P	2.55	3.40	1180	20.6	-	4.65	0.77	89.50	89.80	7.10	2.00
	LE132MJ6P	4.60	6.20	1175	37.4	-	8.30	0.77	89.50	90.50	6.40	2.00
	LE132ZMS6P	6.30	8.40	1175	51.2	-	11.30	0.77	91.00	91.80	6.60	2.00
160	LE160MW6P	8.60	11.50	1180	69.6	-	15.60	0.76	91.00	91.40	5.20	2.00
	LE160ZLW6P	12.60	16.90	1175	102.4	-	22.50	0.77	91.70	92.20	5.20	2.00
180	LES180LJ6P	18.00	24.00	1170	146.9	-	30.50	0.81	91.70	92.50	5.80	2.10
200	LES200LM6P	22.00	30.00	1175	178.8	-	37.50	0.80	91.70	92.00	5.60	2.40
	LES200ZLS6P	26.50	35.50	1175	215.4	-	44.00	0.81	93.00	94.00	5.50	2.30

For the selection and ordering data for motors, see Catalog MD 50.1.

## Technical specifications (continued)

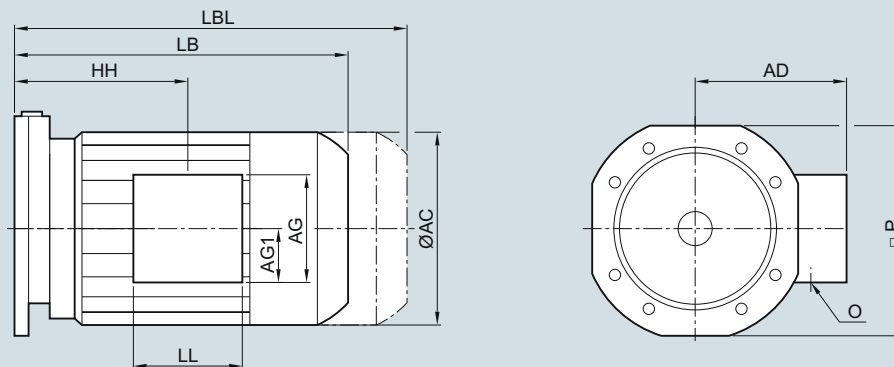
Size	Motor	$T_{BK}/T_N$	$T_A/T_N$	$L_{ptA}$	$L_{WA}$	$Z_0$	$J_{mot}$	$m_{mot}$
		-	-	dB (A)	dB (A)	1/h	$10^{-4}$ kgm <sup>2</sup>	kg
<b>4-pole, 1800 rpm at 60 Hz, 60 Hz power</b>								
80	LE80ZMQ4P	4.10	O. R.	55	66	O. R.	29	10.00
90	LE90SM4P	3.80	O. R.	58	70	O. R.	36	12.00
	LE90ZLR4P	3.70	O. R.	58	70	O. R.	49	15.00
100	LE100ZLSA4P	4.40	3.80	62	74	O. R.	140	29.00
	LE100ZLSB4P	3.90	3.40	62	74	O. R.	140	29.00
112	LE112ZMKB4P	3.80	3.10	62	74	O. R.	170	29.00
132	LE132ZST4P	3.90	3.10	68	80	O. R.	460	57.00
	LE132ZMS4P	3.60	2.90	68	80	O. R.	460	57.00
160	LE160MPA4P	O. R.	O. R.	69	81	O. R.	830	73.00
	LE160MPB4P	3.30	3.30	69	81	O. R.	830	73.00
	LE160ZLL4P	3.70	3.10	69	81	O. R.	990	90.00
180	LES180MQ4P	3.20	2.60	68	75	O. R.	1300	165.00
	LES180ZLN4P	3.20	2.40	70	77	O. R.	1400	170.00
200	LES200ZLU4P	3.00	2.60	70	77	O. R.	2200	240.00
<b>2-pole, 3600 rpm at 60 Hz, 60 Hz power</b>								
80	LE80ME2P	3.10	O. R.	64	75	O. R.	11	9.30
	LE80ZMJ2P	3.80	O. R.	64	75	O. R.	13	10.00
90	LE90SM2P	4.20	O. R.	69	81	O. R.	21	12.00
	LE90ZLR2P	4.20	O. R.	69	81	O. R.	31	15.00
100	LE100ZLK2P	4.70	4.10	71	83	O. R.	54	26.00
112	LE112ZMH2P	4.50	4.10	73	85	O. R.	120	29.00
132	LE132SF2P	3.80	2.30	72	84	O. R.	240	36.00
	LE132ZSQB2P	4.10	2.60	72	84	O. R.	310	50.00
160	LE160MG2P	3.70	3.00	77	89	O. R.	530	65.00
	LE160MM2P	4.20	3.40	77	89	O. R.	610	74.00
	LE160ZLJ2P	3.80	3.40	77	89	O. R.	680	84.00
<b>6-pole, 1200 rpm at 60 Hz, 60 Hz power</b>								
90	LE90SQ6P	2.70	2.60	46	58	O. R.	40	15.00
100	LE100ZLSA6P	2.80	O. R.	62	74	O. R.	140	25.00
112	LE112ZMKA6P	2.80	O. R.	65	77	O. R.	170	29.00
132	LE132SQB6P	2.90	O. R.	67	79	O. R.	370	45.00
	LE132SQA6P	3.10	O. R.	67	79	O. R.	370	45.00
	LE132MJ6P	2.80	O. R.	67	79	O. R.	370	45.00
	LE132ZMS6P	2.90	O. R.	67	79	O. R.	460	45.00
160	LE160MW6P	2.30	O. R.	70	82	O. R.	980	83.00
	LE160ZLW6P	2.30	O. R.	70	82	O. R.	1200	105.00
180	LES180LJ6P	2.60	2.30	61	68	O. R.	1900	180.00
200	LES200LM6P	2.50	2.60	64	71	O. R.	2800	215.00
	LES200ZLS6P	2.40	2.50	63	70	O. R.	3200	230.00

For the selection and ordering data for motors, see Catalog MD 50.1.

## Motors

## Motors

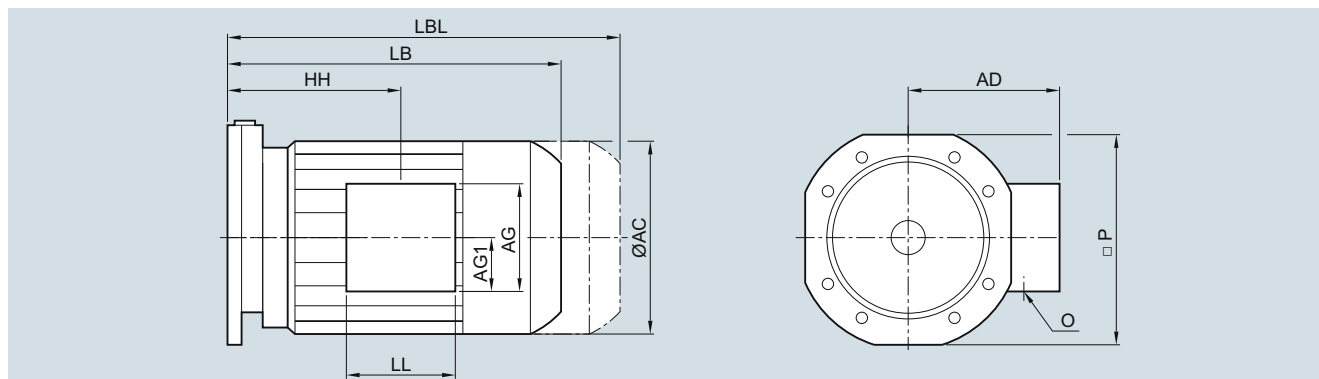
## Dimensional drawings



Motor	Gear unit type					Dimensions						Terminal box							
	D/Z	FD/FZ	B	K	C	P	HH	LB	LBL	AC	Type <sup>1)</sup>	AD	LL	AG	AG1	O metric	O NPT		
LA63M	19	-	19	-	-	-	61.5	160.5	205.0	117.8	gk127	124.0	90	90	45.0	M20x1.5/ M25x1.5	2 x 1/2"		
	29	29	29	-	29	120	95.0	194.0	238.5	gk030		101.0	75	75	37.5	-	-		
	39	39	39	39	39							TB1E10	132.0	123	119.5	58.0	On request	-	
	49	49	49	49	49	160	85.5	184.5	229.0										
	59	-	-	-	-														
	69	69	-	69	69														
-	-	-	79	-															
LA71M	19	-	19	-	-	-	93.5	184.5	239.5	138.8	gk127		134.0	90	90	45.0	M20x1.5/ M25x1.5	2 x 1/2"	
	29	29	29	-	29	120	135.0	226.0	281.0	gk030		111.0	75	75	37.5	-	-		
	39	39	39	39	39							TB1E10	142.0	123	119.5	58.0	On request	-	
	49	49	49	49	49	160	125.5	216.5	271.5										
	59	-	-	-	-														
	69	69	-	69	69														
-	-	-	79	-															
LE80M	19	-	19	-	-	0	120.0	240.0	300.0	156.3	TB1E10		149.2	123	119.5	58.0	M20x1.5/ M25x1.5	2 x 1/2"	
	29	29	29	-	29	120	170.0	290.0	350.0	TB1E00		121.0	79	93	50.0	-	-		
	39	39	39	39	39														
	49	49	49	49	49	160	160.5	280.5	340.5										
	59	-	-	-	-														
	69	69	-	69	69														
-	-	-	79	-															
LE80ZM	19	-	19	-	-	0	155.0	275.0	335.0	156.3	TB1E10	149.2	123	119.5	58.0	M20x1.5/ M25x1.5	2 x 1/2"		
	29	29	29	-	29	120	205.0	325.0	385.0	TB1E00		121.0	79	93	50.0	-	-		
	39	39	39	39	39														
	49	49	49	49	49	160	195.5	315.5	375.5										
	59	-	-	-	-														
	69	69	-	69	69														
-	-	-	79	-															
LE80ZM	79	79	-	-	-	198	189.5	309.5	369.5										
	-	-	-	89	89														
	89	89	-	-	-	245	176.5	296.5	356.5										
	-	-	-	109	-														
	-	-	-	-	-														
	-	-	-	-	-														

<sup>1)</sup> Terminal box type is dependent on the motor options, see Catalog MD 50.1, chapter 11.

## Dimensional drawings (continued)



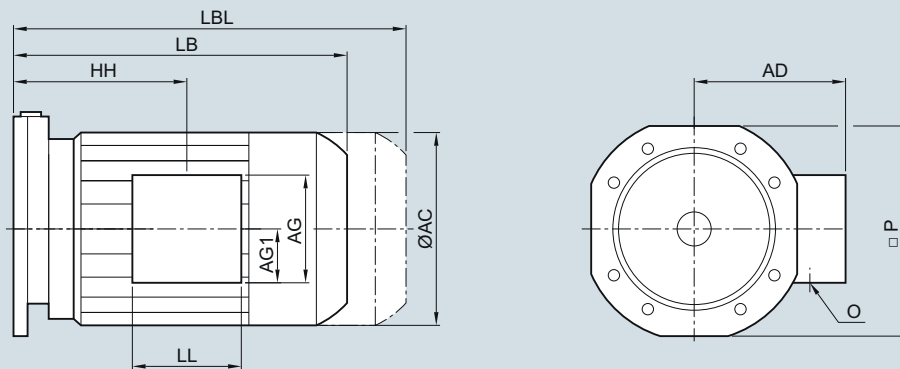
Motor	Gear unit type					Dimensions					AC	Terminal box					
	D/Z	FD/FZ	B	K	C	P	HH	LB	LBL	Type <sup>1)</sup>		AD	LL	AG	AG1	O metric	O NPT
LE90S/L	29	29	29	-	29	120	207.5	351.5	421.5	173.8	TB1E10	154.2	123	119.5	58	M20x1.5/ M25x1.5	3/4"+1/2"
	39	39	39	39	39							TB1E00	126.0	79	93		
	49	49	49	49	49	160	198.0	342.0	412.0								
	59	-	-	-	-												
	69	69	-	69	69												
	-	-	-	79	-												
	79	79	-	-	-	198	192.0	336.0	406.0								
	-	-	-	89	89												
	89	89	-	-	-	245	179.0	323.0	393.0								
	-	-	-	109	-												
	-	-	-	129	-	300	172.0	316.0	386.0								
	109	109	-	-	-												
129	129	-	-	-	350	165.0	309.0	379.0									
-	-	-	149	-													
LE90ZL	29	29	29	-	29	120	247.5	391.5	461.5	173.8	TB1E10	154.2	123	119.5	58	M20x1.5/ M25x1.5	3/4"+1/2"
	39	39	39	39	39							TB1E00	126.0	79	93		
	49	49	49	49	49	160	238.0	382.0	452.0								
	59	-	-	-	-												
	69	69	-	69	69												
	-	-	-	79	-												
	79	79	-	-	-	198	232.0	376.0	446.0								
	-	-	-	89	89												
	89	89	-	-	-	245	219.0	363.0	433.0								
	-	-	-	109	-												
	-	-	-	129	-	300	212.0	356.0	426.0								
	109	109	-	-	-												
129	129	-	-	-	350	205.0	349.0	419.0									
-	-	-	149	-													
LE100L	29	29	29	-	29	120	242.5	408.0	486.5	198.0	TB1F10	170.5	135	135	67.5	2xM32x1.5	3/4"+1/2"
	39	39	39	39	39							TB1F00	166.0	112	135		
	49	49	49	49	49	160	233.0	398.5	477.0								
	59	-	-	-	-												
	69	69	-	69	69												
	-	-	-	79	-												
	79	79	-	-	-	198	227.0	392.5	471.0								
	-	-	-	89	89												
	89	89	-	-	-	245	210.0	375.5	454.0								
	-	-	-	109	-												
	-	-	-	129	-	300	201.0	366.5	445.0								
	109	109	-	-	-												
	129	129	-	-	-	350	192.0	357.5	436.0								
	-	-	-	149	-												
149	149	-	169	-	405	190.5	356.0	434.5									

<sup>1)</sup> Terminal box type is dependent on the motor options, see Catalog MD 50.1, chapter 11.

## Motors

## Motors

## Dimensional drawings (continued)

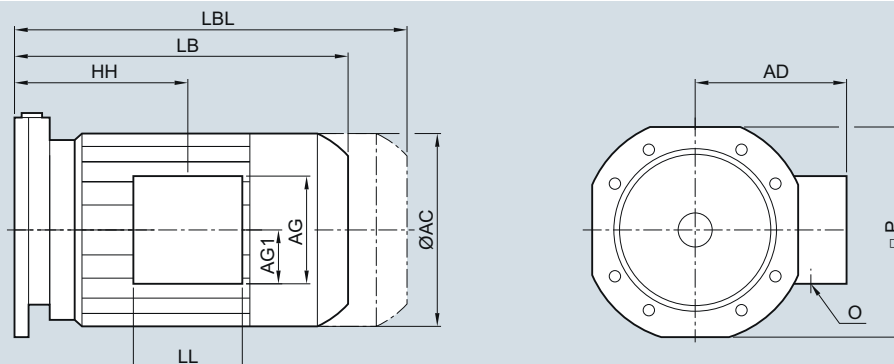


Motor	Gear unit type					Dimensions					AC	Terminal box					
	D/Z	FD/FZ	B	K	C	P	HH	LB	LBL	Type <sup>1)</sup>		AD	LL	AG	AG1	O metric	O NPT
LE100ZL	29	29	29	-	29	120	277.5	443.0	521.5	198.0	TB1F10	170.5	135	135	67.5	2xM32x1.5	3/4"+1/2"
	39	39	39	39	39						TB1F00	166.0	112	135	71.5		-
	49	49	49	49	49	160	268.0	433.5	512.0								
	59	-	-	-	-												
	69	69	-	69	69												
	-	-	-	79	-												
	79	79	-	-	-	198	262.0	427.5	506.0								
	-	-	-	89	89												
	89	89	-	-	-	245	245.0	410.5	489.0								
	-	-	-	109	-												
	-	-	-	129	-	300	236.0	401.5	480.0								
109	109	-	-	-													
129	129	-	-	-	350	227.0	392.5	471.0									
-	-	-	149	-													
149	149	-	169	-	405	225.5	391.0	469.5									
LE112M	29	29	29	-	29	120	244.0	418.0	491.0	222.0	TB1F10	181.5	135	135	67.5	2xM32x1.5	3/4"+1/2"
	39	39	39	39	39						TB1F00	177.0	112	135	71.5		-
	49	49	49	49	49	160	234.5	408.5	481.5								
	59	-	-	-	-												
	69	69	-	69	69												
	-	-	-	79	-												
	79	79	-	-	-	198	228.5	402.5	475.5								
	-	-	-	89	89												
	89	89	-	-	-	245	211.5	385.5	458.5								
	-	-	-	109	-												
	-	-	-	129	-	300	202.5	376.5	449.5								
109	109	-	-	-													
129	129	-	-	-	350	193.5	367.5	440.5									
-	-	-	149	-													
149	149	-	169	-	405	192.0	366.0	439.0									
169	169	-	-	-	465	179.5	353.5	426.5									
189	189	-	189	-													
LE112ZM	29	29	29	-	29	120	269.0	443.0	516.0	222.0	TB1F10	181.5	135	135	67.5	2xM32x1.5	3/4"+1/2"
	39	39	39	39	39						TB1F00	177.0	112	135	71.5		-
	49	49	49	49	49	160											
	59	-	-	-	-												
	69	69	-	69	69												
	-	-	-	79	-												
	79	79	-	-	-	198	253.5	427.5	500.5								
	-	-	-	89	89												
	89	89	-	-	-	245	236.5	410.5	483.5								
	-	-	-	109	-												
	-	-	-	129	-	300	227.5	401.5	474.5								
109	109	-	-	-													
129	129	-	-	-	350	218.5	392.5	465.5									
-	-	-	149	-													
149	149	-	169	-	405	217.0	391.0	464.0									
169	169	-	-	-	465	204.5	378.5	451.5									
189	189	-	189	-													

<sup>1)</sup> Terminal box type is dependent on the motor options, see Catalog MD 50.1, chapter 11.



## Dimensional drawings (continued)



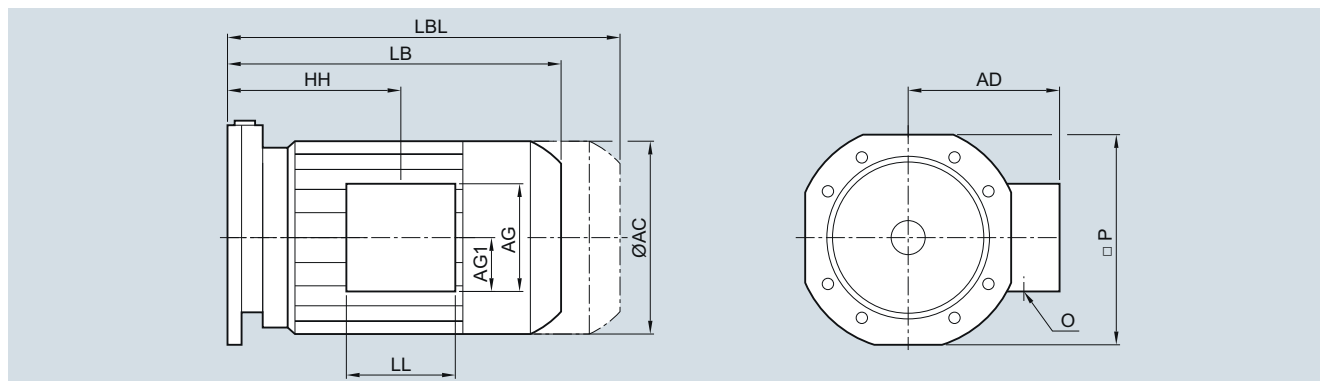
Motor	Gear unit type					Dimensions					Terminal box							
	D/Z	FD/FZ	B	K	C	P	HH	LB	LBL	AC	Type <sup>1)</sup>	AD	LL	AG	AG1	O metric	O NPT	
LE132S/M	49	49	49	49	49	160	266.0	461.5	566.0	264.0	TB1H10	207.0	162	162	81.0	2xM32x1.5	3/4"+1/2"	
	59	-	-	-	-							TB1H00	202.0	130	155	84.5		-
	69	69	-	69	69													
	-	-	-	79	-													
	79	79	-	-	-	198	260.0	455.5	560.0									
	-	-	-	89	89													
	89	89	-	-	-	245	243.0	438.5	543.0									
	-	-	-	109	-													
	-	-	-	129	-	300	234.0	429.5	534.0									
	109	109	-	-	-													
	129	129	-	-	-	350	223.0	418.5	523.0									
	-	-	-	149	-													
149	149	-	169	-	405	216.5	412.0	516.5										
169	169	-	-	-	465	203.5	399.0	503.5										
189	189	-	189	-														
LE132ZM	49	49	49	49	49	160	316.0	511.5	616.0	264.0	TB1H10	207.0	162	162	81.0	2xM32x1.5	3/4"+1/2"	
	59	-	-	-	-							TB1H00	202.0	130	155	84.5		-
	69	69	-	69	69													
	-	-	-	79	-													
	79	79	-	-	-	198	310.0	505.5	610.0									
	-	-	-	89	89													
	89	89	-	-	-	245	293.0	488.5	593.0									
	-	-	-	109	-													
	-	-	-	129	-	300	284.0	479.5	584.0									
	109	109	-	-	-													
	129	129	-	-	-	350	273.0	468.5	573.0									
	-	-	-	149	-													
149	149	-	169	-	405	266.5	462.0	566.5										
169	169	-	-	-	465	253.5	499	553.5										
189	189	-	189	-														
LE160M/L	49	49	49	49	49	160	299.5	543.5	659.5	318.0	TB1J10	241.0	180	180	90.0	2xM40x1.5	1 1/4"+1/2"	
	59	-	-	-	-							TB1J00	236.5	145	175	97.5		-
	69	69	-	69	69													
	-	-	-	79	-													
	79	79	-	-	-	198	293.5	537.5	653.5									
	-	-	-	89	89													
	89	89	-	-	-	245	276.5	520.5	636.5									
	-	-	-	109	-													
	-	-	-	129	-	300	267.5	511.5	627.5									
	109	109	-	-	-													
	129	129	-	-	-	350	256.5	500.5	616.5									
	-	-	-	149	-													
149	149	-	169	-	405	250.0	494.0	610.0										
169	169	-	-	-	465	237.0	481.0	597.0										
189	189	-	189	-														

<sup>1)</sup> Terminal box type is dependent on the motor options, see Catalog MD 50.1, chapter 11.

## Motors

## Motors

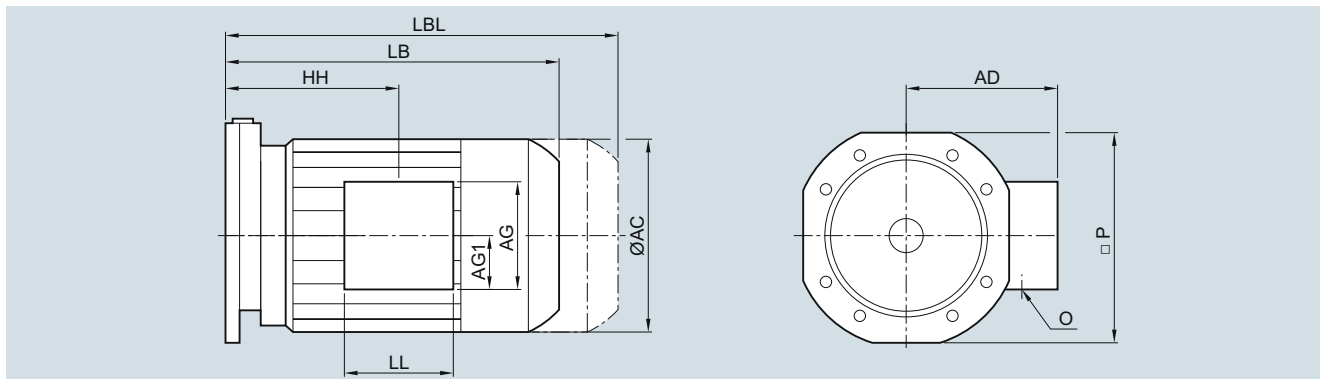
## Dimensional drawings (continued)



Motor	Gear unit type					Dimensions					Terminal box							
	D/Z	FD/FZ	B	K	C	P	HH	LB	LBL	AC	Type <sup>1)</sup>	AD	LL	AG	AG1	O metric	O NPT	
LE160ZL	49	49	49	49	49	160	359.5	603.5	719.5	318.0	TB1J10	241.0	180	180	90.0	2xM40x1.5	1 1/4"+1/2"	
	59	-	-	-	-							TB1J00	236.5	145	175	97.5		-
	69	69	-	69	69													
	-	-	-	79	-													
	79	79	-	-	-	198	353.5	597.5	713.5									
	-	-	-	89	89													
	89	89	-	-	-	245	336.5	580.5	696.5									
	-	-	-	109	-													
	-	-	-	129	-	300	327.5	571.5	687.5									
	109	109	-	-	-													
	129	129	-	-	-	350	316.5	560.5	676.5									
	-	-	-	149	-													
	149	149	-	169	-	405	310.0	554.0	670.0									
	169	169	-	-	-	465	297.0	541.0	657.0									
189	189	-	189	-														
LES180M/L	89	89	-	-	-	245	336.0	593.5	722.5	352.5	TB1K01	292.0	197	265	153	2xM40x1.5	1 1/2"+1/2"	
	-	-	-	109	-													
	-	-	-	129	-	300	327.0	584.5	713.5									
	109	109	-	-	-													
	129	129	-	-	-	350	316.0	573.5	702.5									
	-	-	-	149	-													
	149	149	-	169	-	405	309.5	567.0	696.0									
	169	169	-	-	-	465	296.0	553.5	682.5									
189	189	-	189	-														
LES180ZL	89	89	-	-	-	245	366.0	623.5	752.5	352.5	TB1K01	292.0	197	265	153	2xM40x1.5	1 1/2"+1/2"	
	-	-	-	109	-													
	-	-	-	129	-	300	357.0	614.5	743.5									
	109	109	-	-	-													
	129	129	-	-	-	350	346.0	603.5	732.5									
	-	-	-	149	-													
	149	149	-	169	-	405	339.5	597.0	726.0									
	169	169	-	-	-	465	326.0	583.5	712.5									
189	189	-	189	-														
LES200L	-	-	-	129	-	300	391.5	652.5	799.5	392.5	TB1L01	315.0	197	266	154	2xM50x1.5	1 1/2"+1/2"	
	109	109	-	-	-													
	129	129	-	-	-	350	380.5	641.5	788.5									
	-	-	-	149	-													
	149	149	-	169	-	405	374.0	635.0	782.0									
	169	169	-	-	-	465	360.5	621.5	768.5									
189	189	-	189	-														

<sup>1)</sup> Terminal box type is dependent on the motor options, see Catalog MD 50.1, chapter 11.

## Dimensional drawings (continued)



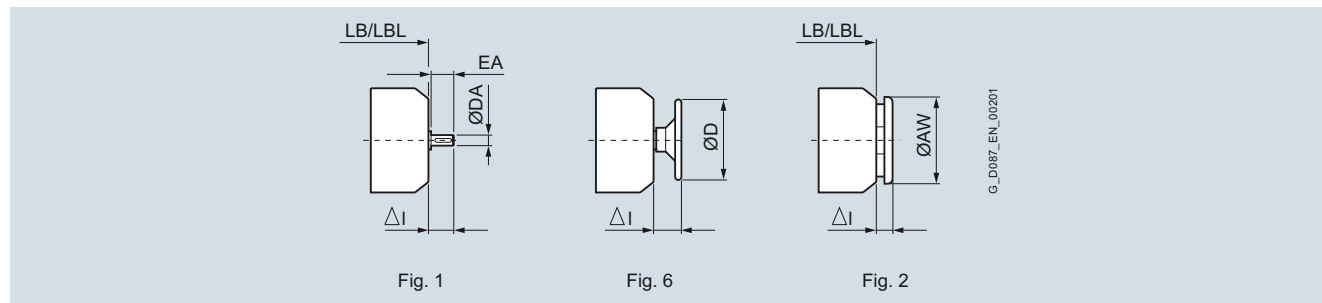
Motor	Gear unit type					Dimensions					Terminal box							
	D/Z	FD/FZ	B	K	C	P	HH	LB	LBL	AC	Type <sup>1)</sup>	AD	LL	AG	AG1	O metric	O NPT	
LES200ZL	-	-	-	129	-	300	416.5	677.5	824.5	392.5	TB1L01	315.0	197	266	154	2xM50x1.5	1 1/2"+1/2"	
	109	109	-	-	-													
	129	129	-	-	-	350	405.5	666.5	813.5									
	-	-	-	149	-													
	149	149	-	169	-	405	399.0	660.0	807.0									
	169	169	-	-	-	466	385.5	646.5	793.5									
189	189	-	189	-														
LES225S/M	-	-	-	129	-	300	420.0	698.0	937.0	439.0	TB1L01	337.0	197	266	154	2xM50x1.5	1 1/2"+1/2"	
	109	109	-	-	-						TB1N01	407.5	233	319	174	2xM63x1.5	-	
	129	129	-	-	-	350	415.0	693.0	932.0									
	-	-	-	149	-													
	149	149	-	169	-	405	402.5	680.5	919.5									
	169	169	-	-	-	465	388.0	666.0	905.0									
189	189	-	189	-														
LES225YM	-	-	-	129	-	300	480.0	758.0	997.0	439.0	TB1L01	337.0	197	266	154	2xM50x1.5	1 1/2"+1/2"	
	109	109	-	-	-						TB1N01	407.5	233	319	174	2xM63x1.5	-	
	129	129	-	-	-	350	475.0	753.0	992.0									
	-	-	-	149	-													
	149	149	-	169	-	405	462.5	740.5	979.5									
	169	169	-	-	-	465	448.0	726.0	965.0									
189	189	-	189	-														
LES250M	129	129	-	-	-	350	487.5	798.5	1023.5	487.0	TB1N01	407.5	233	319	174	2xM63x1.5	2 1/2"+1/2"	
	-	-	-	149	-						TB1Q01	457.0	299	374	210	2xM63x1.5	-	
	149	149	-	169	-	405	481.0	792.0	1017.0									
	169	169	-	-	-	465	462.5	773.5	998.5									
	189	189	-	189	-													

<sup>1)</sup> Terminal box type is dependent on the motor options, see Catalog MD 50.1, chapter 11.

## Motors

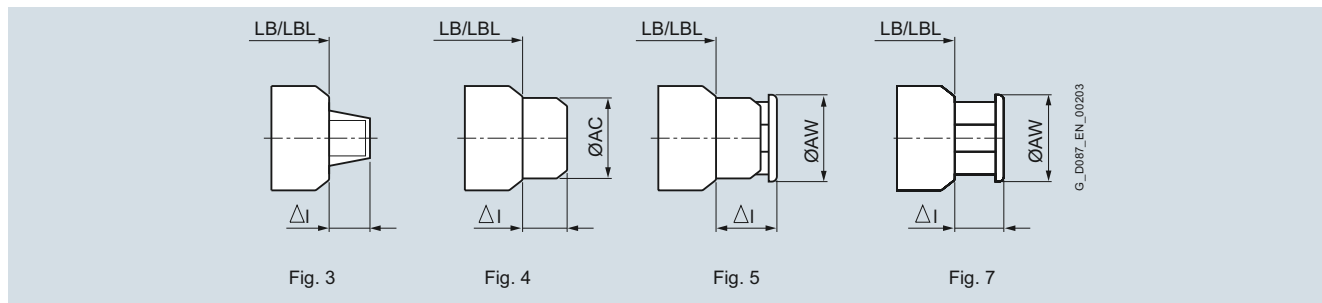
## Additional lengths for second shaft end, handwheel and protective cover

## Dimensional drawings



Relevant diagram Motor	1 Second shaft end			6 Handwheel at the second shaft end		2 Protective cover	
	DA	EA	$\Delta I$	D	$\Delta I$	AW	$\Delta I$
LA63M	-	-	-	-	-	122.8	11.9
LA71M	14	30	34	100	50	137.8	25.9
LE80M	14	30	34	100	50	137.8	25.9
LE80ZM							
LE90S/L	19	40	45	160	65	175.8	16
LE90ZL							
LE100L	19	40	45	160	65	195	40
LE100ZL							
LE112M	24	50	56	200	77	195	40
LE112ZM							
LE132S/M	28	60	68	200	89	260	60
LE132ZM							
LE160M/L	38	80	88	315	111	260	60
LE160ZL	38	80	88	315	111	260	60
LES180M/L	42	110	125	-	-	340	90
LES180ZL							
LES200L	48	110	130	-	-	340	90
LES200ZL							
LES225S/M	55	110	115	-	-	425	96
LES225YM							
LES250M	60	140	145	-	-	470	96

## Dimensional drawings



Relevant diagram Motor	3	4			5			7			
	Encoder with protective plate ΔI 1XP	Encoder under cover AC	ΔI 1XP IN 8.5834 IA 8.5883	LL, HOG9, HOG10	AW	ΔI 1XP	LL, HOG9, HOG10	AW	ΔI 1XP	LL, HOG9	HOG10
LA63M	70	-	-	-	-	-	-	-	-	-	-
LA71M	70	139	92.5	-	138	118.5	-	-	-	-	-
LE80M	70	156.5	92.5	-	138	118.5	-	155	67.5	-	-
LE80ZM											
LE90S/L	70	174	92.5	-	176	107	-	155	67.5	-	-
LE90ZL											
LE100L	-	174	93.5	-	176	108	-	195	83	-	-
LE100ZL											
LE112M	-	195	95.0	-	194	111	-	195	83	83	-
LE122ZM											
LE132S/M	-	195	95.0	-	194	111	-	260	87	87	130
LE132ZM											
LE160M/L	-	195	95.0	-	310	111	-	260	87	87	130
LE160ZL											
LE180M/L	-	195	95.0	-	310	111	-	340	91	91	131
LE180ZL											
LES200L	-	195	95.0	-	310	111	-	340	91	91	131
LES200ZL											
LES225S/M	-	-	-	-	-	-	-	425	158.2	124.5	158.2
LES225YM											
LES250M	-	-	-	-	-	-	-	472	158.2	124.5	158.2



## Motors

## Additional lengths for external fan, encoder and protective cover

## Dimensional drawings

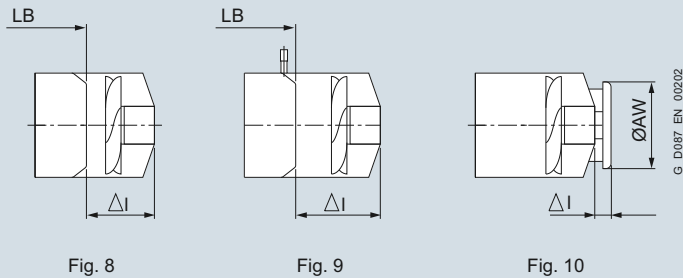


Fig. 8

Fig. 9

Fig. 10

Relevant diagram Motor	8 External fan		9 Brake + external fan	9 Encoder + external fan		9 Brake + encoder + external fan			9 SINAMICS G110M	10 Protective cover for external fan	
	ΔI	Cable gland	ΔI	ΔI 1XP	LL, HOG9, HOG10	ΔI 1XP	LL, HOG9	HOG10	ΔI	ΔI	AW
LA63M	-	-	-	-	-	-	-	-	-	-	-
LA71M	110.5	M16 x 1.5	134.5	229.5	-	229.5	-	-	229.5	37	150
LE80M	89	M16 x 1.5	118	213	-	213	-	-	213	40	170
LE80ZM											
LE90S/L	85	M16 x 1.5	120	213	-	213	-	-	213	30	188
LE90ZL											
LE100L	81.5	M16 x 1.5	121.5	218.5	-	218.5	-	-	218.5	28	210
LE100ZL											
LE112M	81	M16 x 1.5	113	206	-	206	-	-	206	33	249
LE112ZM											
LE132S/M	114.5	M16 x 1.5	164.5	258.5	258.5	258.5	258.5	302.5	-	25	300
LE132ZM											
LE160M/L	131	M16 x 1.5	191	285	285	285	285	329	-	32	338
LE160ZL											
LES180M/L	132	M16 x 1.5	199	274	274	274	274	319	-	32	338
LES180ZL											
LES200M/L	141	M16 x 1.5	233	293	293	293	293	337	-	32	338
LES200ZL											
LES225S/M	227.5	M25 x 1.5 + M16 x 1.5	-	-	786.5	-	-	-	-	258	470
LES225YM											
LES250M	232.5	M25 x 1.5 + M16 x 1.5	-	-	826.5	-	-	-	-	256	525

## Dimensional drawings

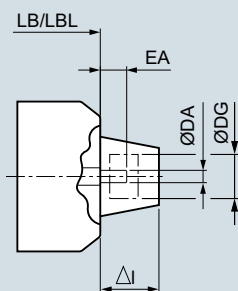


Fig. 1

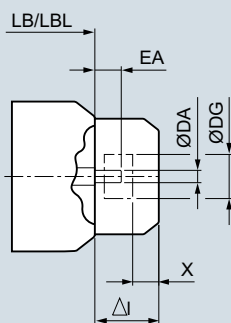


Fig. 2

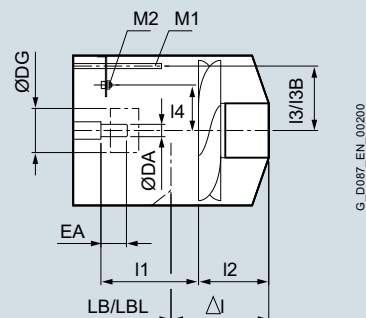


Fig. 3

G\_D087\_EN\_00200

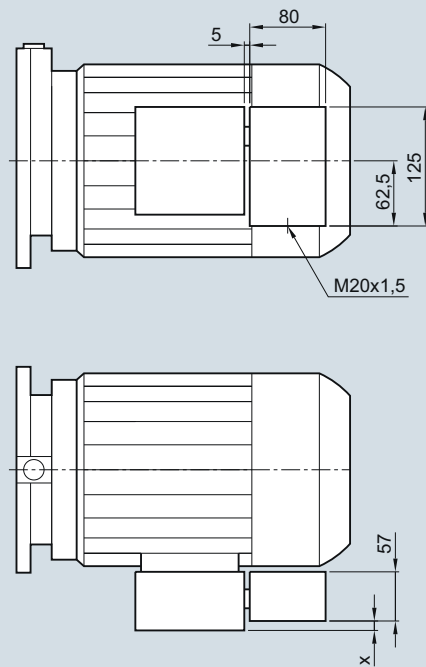
Relevant diagram				1	2	3										
Motor	DA	EA	DG	Encoder prepared Δl	Encoder prepared under cover Δl X	Encoder prepared + external fan + with / without brake										
						Δl	I1	I2	I3	Brake	I1B	I3B	I4	M1	M2	
LA63M	12	25	Max. 60	70	92.5	Min. 10	-	-	-	-	-	-	-	-	-	
LA71M		30					229.5	134.5	95	59.0	L4, L8	115.0	59.0	37	M5x120	2xM4
LE80M		30 (25) <sup>1)</sup>					213.0	121.2	95	56.0	L4, L8	95.5	67.0		M6x130	
											L16	95.5	56.0			
LE80ZM											L4, L8	95.5	67.0			
											L16	95.5	56.0			
LE90S/L							213.0	109.4	105	66.0	L8, L16	93.5	75.0			
											L32	93.5	66.0			
LE90ZL											L8, L16	93.5	75.0			
											L32	93.5	66.0			
LE100L	-	25			93.5		218.5	115.3	105	66.0	L16, L32	97.0	85.0			
											L60	97.0	72.5		M8x160	
LE100ZL											L16, L32	97.0	85.0		M6x130	
											L60	97.0	72.5		M8x160	
LE112M					95.0		206.0	115.5	105	72.5	L32, L60	93.5	95.0			
LE112ZM																
LE132S/M							258.5	132.0	127	98.0	L80	97.5	116.0			
											L150	97.5	98.0			
LE132ZM											L80	97.5	116.0			
											L150	97.5	98.0			
LE160M/L							285.0	147.0	152	115.0	L150, L260	93.0	141.0		M8x170	
LE160ZL											L150, L260	93.0	141.0			
LES180M/L							274.0	162.0	151.5	157.0	L260	95.0	157.0		M10x210	
LES180ZL																
LES200M/L							293.0	136.5	151.5	175.0	L260, L400	96.0	175.0			
LES200ZL																

<sup>1)</sup> Value in parenthesis applies to motor with forced ventilation and brake.

## Motors

### Application terminal box

#### Dimensional drawings



Motor	x
LA63	5.0 (17)
LA71	5.0 (17)
LE80	5.5
LE90	5.5
LE100	9.0
LE112	9.0
LE132	14.5
LE160	22.0
LES180	41.5
LES200	41.5

( ) Dimensions in brackets for terminal box with 9 terminals (YY/Y connection)

## Dimensional drawings

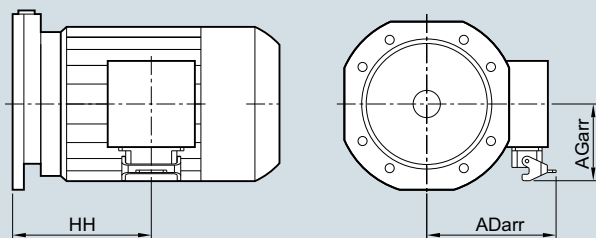


Fig. 1

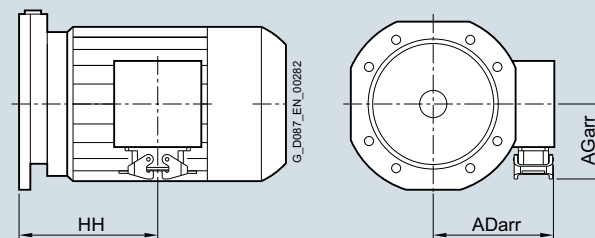


Fig. 2

Relevant diagram						Figure 1			Figure 2		
Motor	Gear unit type					HAN 10E motor plug with one bracket			HAN 10E motor plug with two brackets		
	D/Z	FD/FZ	B	K	C	HH	ADarr	AGarr	HH	ADarr	AGarr
LA63M	19	-	19	-	-	61.5	132	92.0	61.5	127.0	89.5
	39	29, 39	29, 39	39	29, 39	95.0					
	49 ... 69	49, 69	49	49 ... 79	49, 69	85.5					
LA71M	19	-	19	-	-	93.5	142.0	92.0	93.5	127.0	89.5
	29, 39	29, 39	29, 39	39	29, 39	135.0					
	49 ... 69	49, 69	49	49 ... 79	49, 69	125.5					
LE80M	79	79	-	89	89	123.5	155.0	106.0	123.5	139.5	103.5
	19	-	19	-	-	120.0					
	29, 39	29, 39	29, 39	39	29, 39	170.0					
	49 ... 69	49, 69	49	49 ... 79	49, 69	160.5					
	89	89	-	109	-	141.5					
LE80ZM	19	-	19	-	-	155.0	155.0	106.0	155.0	139.5	103.5
	29, 39	29, 39	29, 39	39	29, 39	205.0					
	49 ... 69	49, 69	49	49 ... 79	49, 69	195.5					
	79	79	-	89	89	189.5					
	89	89	-	109	-	176.5					
LE90S/L	29, 39	29, 39	29, 39	39	29, 39	207.5	160.0	106.0	207.5	144.5	103.5
	49 ... 69	49, 69	49	49 ... 79	49, 69	198.0					
	79	79	-	89	89	192.0					
	89	89	-	109	-	179.0					
	109	109	-	129	-	172.0					
	129	129	-	149	-	165.0					
LE90ZL	29, 39	29, 39	29, 39	39	29, 39	247.5	160.0	106.0	247.5	144.5	103.5
	49 ... 69	49, 69	49	49 ... 79	49, 69	238.0					
	79	79	-	89	89	232.0					
	89	89	-	109	-	219.0					
	109	109	-	129	-	212.0					
	129	129	-	149	-	205.0					
LE100L	29, 39	29, 39	29, 39	39	29, 39	242.5	179.5	115.5	242.5	164.0	113.0
	49 ... 69	49, 69	49	49 ... 79	49, 69	233.0					
	79	79	-	89	89	227.0					
	89	89	-	109	-	210.0					
	109	109	-	129	-	201.0					
	129	129	-	149	-	192.0					
	149	149	-	169	-	190.5					
LE100ZL	29, 39	29, 39	29, 39	39	29, 39	277.5	179.5	115.5	277.5	164.0	113.0
	49 ... 69	49, 69	49	49 ... 79	49, 69	268.0					
	79	79	-	89	89	262.0					
	89	89	-	109	-	245.0					
	109	109	-	129	-	236.0					
	129	129	-	149	-	227.0					
	149	149	-	169	-	225.5					

## Motors

## HAN 10E motor plug

## Dimensional drawings (continued)

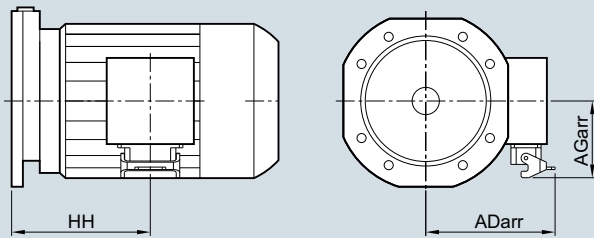


Fig. 1

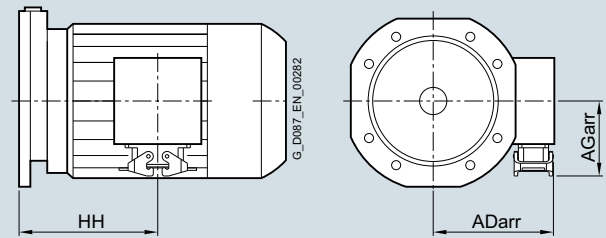


Fig. 2

Relevant diagram Motor	Gear unit type					Figure 1 HAN 10E motor plug with one bracket			Figure 2 HAN 10E motor plug with two brackets		
	D/Z	FD/FZ	B	K	C	HH	ADarr	AGarr	HH	ADarr	AGarr
LE112M	29, 39	29, 39	29, 39	39	29, 39	244.0	190.5	115.5	244.0	175.0	113.0
	49 ... 69	49, 69	49	49 ... 79	49, 69	234.5					
	79	79	-	89	89	228.5					
	89	89	-	109	-	211.5					
	109	109	-	129	-	202.5					
	129	129	-	149	-	193.5					
	149	149	-	169	-	192.0					
169, 189	169, 189	-	189	-	179.5	179.5					
LE112ZM	29, 39	29, 39	29, 39	39	29, 39	269.0	190.5	115.5	269.0	1175.0	113.0
	49 ... 69	49, 69	49	49 ... 79	49, 69	234.5					
	79	79	-	89	89	253.5					
	89	89	-	109	-	236.5					
	-	-	-	129	-	227.5					
	129	129	-	149	-	218.5					
	149	149	-	169	-	217.0					
169, 189	169, 189	-	189	-	204.5	204.5					
LE132S/M	49 ... 69	49, 69	49	49 ... 79	49, 69	266.0	209.5	138.0	266.0	223.0	135.5
	79	79	-	89	89	260.0					
	89	89	-	109	-	243.0					
	109	109	-	129	-	234.0					
	129	129	-	149	-	223.0					
	149	149	-	169	-	216.5					
	169, 189	169, 189	-	189	-	203.5			203.5		
LE132ZM	49 ... 69	49, 69	49	49 ... 79	49, 69	316.0	209.5	138.0	316.0	223.0	135.5
	79	79	-	89	89	310.0					
	89	89	-	109	-	293.0					
	109	109	-	129	-	284.0					
	129	129	-	149	-	273.0					
	149	149	-	169	-	266.5					
	169, 189	169, 189	-	189	-	253.5			253.5		



## Dimensional drawings

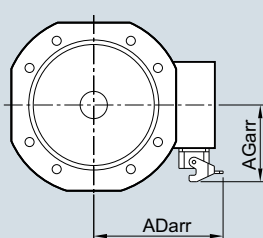
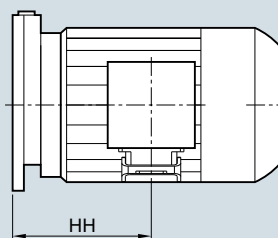


Fig. 1

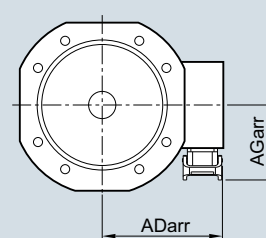
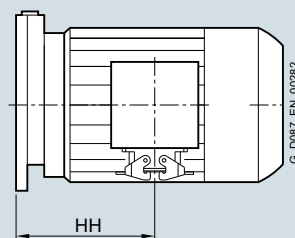


Fig. 2

Relevant diagram Motor	Gear unit type					Figure 1 K4/4 motor plug with one bracket			Figure 2 K4/4 motor plug with two brackets		
	D/Z	FD/FZ	B	K	C	HH	ADarr	AGarr	HH	ADarr	AGarr
LE112M	29, 39	29, 39	29, 39	39	29, 39	244.0	190.5	115.5	244.0	175.0	113.0
	49 ... 69	49, 69	49	49 ... 79	49, 69	234.5					
	79	79	-	89	89	228.5					
	89	89	-	109	-	211.5					
	109	109	-	129	-	202.5					
	129	129	-	149	-	193.5					
	149	149	-	169	-	192.0					
169, 189	169, 189	-	189	-	179.5	179.5					
LE112ZM	29, 39	29, 39	29, 39	39	29, 39	269.0	190.5	115.5	269.0	1175.0	113.0
	49 ... 69	49, 69	49	49 ... 79	49, 69	234.5					
	79	79	-	89	89	253.5					
	89	89	-	109	-	236.5					
	-	-	-	129	-	227.5					
	129	129	-	149	-	218.5					
	149	149	-	169	-	217.0					
169, 189	169, 189	-	189	-	204.5	204.5					
LE132S/M	49 ... 69	49, 69	49	49 ... 79	49, 69	266.0	209.5	138.0	266.0	223.0	135.5
	79	79	-	89	89	260.0					
	89	89	-	109	-	243.0					
	109	109	-	129	-	234.0					
	129	129	-	149	-	223.0					
	149	149	-	169	-	216.5					
	169, 189	169, 189	-	189	-	203.5			203.5		
LE132ZM	49 ... 69	49, 69	49	49 ... 79	49, 69	316.0	209.5	138.0	316.0	223.0	135.5
	79	79	-	89	89	310.0					
	89	89	-	109	-	293.0					
	109	109	-	129	-	284.0					
	129	129	-	149	-	273.0					
	149	149	-	169	-	266.5					
	169, 189	169, 189	-	189	-	253.5			253.5		
LE160M/L	49 ... 69	49, 69	49	49 ... 79	49, 69	299.5	138.5	138.0	299.5	123.0	135.5
	79	79	-	89	89	293.5					
	89	89	-	109	-	276.5					
	109	109	-	129	-	267.5					
	129	129	-	149	-	256.5					
	149	149	-	169	-	250.0					
	169, 189	169, 189	-	189	-	237.0			237.0		
LE160ZL	49 ... 69	49, 69	49	49 ... 79	49, 69	359.5	138.5	138.0	359.5	123.0	135.5
	79	79	-	89	89	353.5					
	89	89	-	109	-	336.5					
	109	109	-	129	-	327.5					
	129	129	-	149	-	316.5					
	149	149	-	169	-	310.0					
	169, 189	169, 189	-	189	-	297.0			297.0		

## Motors

## K4/4 motor plug

## Dimensional drawings (continued)

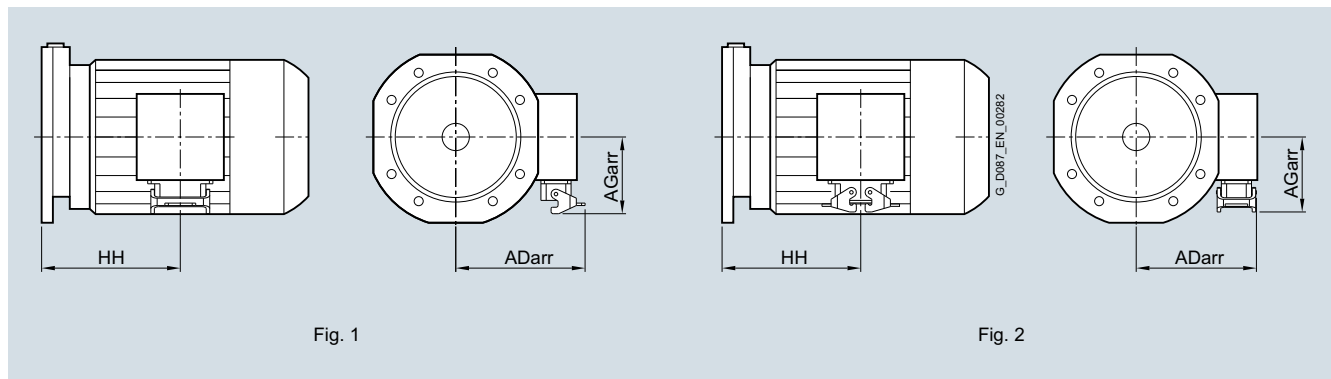


Fig. 1

Fig. 2

Relevant diagram						Figure 1			Figure 2		
Motor	Gear unit type					K4/4 motor plug with one bracket			K4/4 motor plug with two brackets		
	D/Z	FD/FZ	B	K	C	HH	ADarr	AGarr	HH	ADarr	AGarr
LES180M/L	89	89	-	109	-	336.0	278.5	201.0	336.0	263.0	198.5
	109	109	-	129	-	327.0			327.0		
	129	129	-	149	-	316.0			316.0		
	149	149	-	169	-	309.5			309.5		
	169, 189	169, 189	-	189	-	296.0			296.0		
LES180ZL	89	89	-	109	-	366.0	278.5	201.0	366.0	263.0	198.5
	-	-	-	129	-	357.0			357.0		
	129	129	-	149	-	346.0			346.0		
	149	149	-	169	-	339.5			339.5		
	169, 189	169, 189	-	189	-	326.0			326.0		
LES200L	109	109	-	129	-	391.5	302.5	201.0	391.5	287.0	198.5
	129	129	-	149	-	380.5			380.5		
	149	149	-	169	-	374.0			374.0		
	169, 189	169, 189	-	189	-	360.5			360.5		
LES200ZL	109	109	-	129	-	300.0	302.5	201.0	300.0	287.0	198.5
	129	129	-	149	-	350.0			350.0		
	149	149	-	169	-	405.0			405.0		
	169, 189	169, 189	-	189	-	466.0			466.0		

## Dimensional drawings

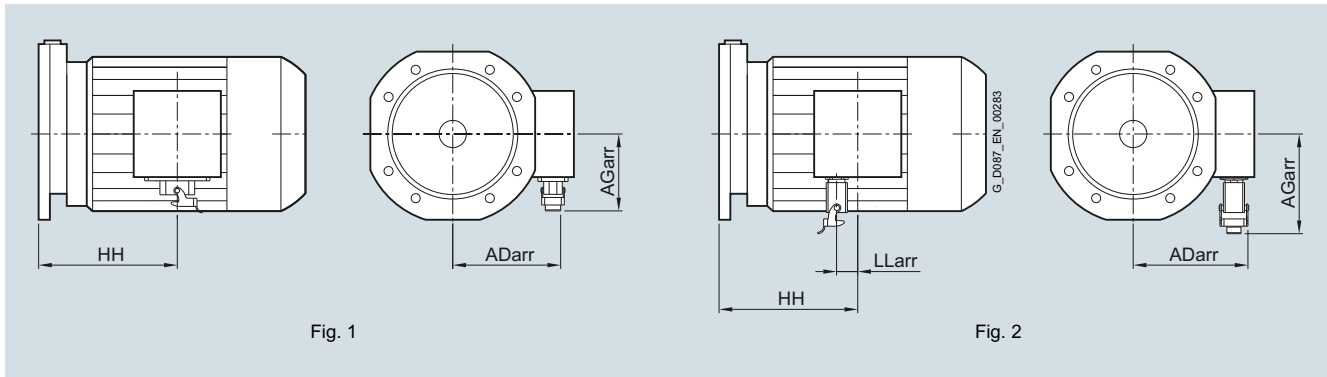


Fig. 1

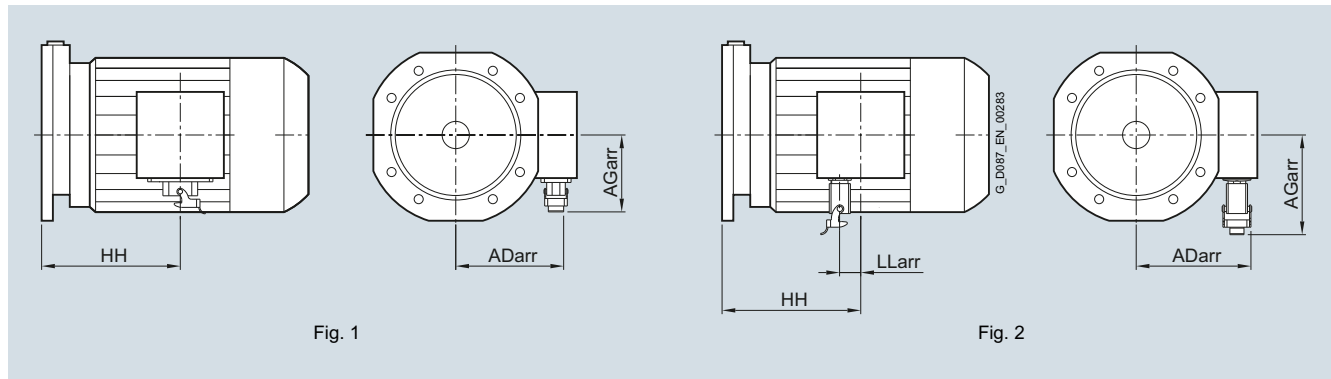
Fig. 2

Relevant diagram						Figure 1				Figure 2			
Motor	Gear unit type					HAN Q8 motor plug				HAN Q12 motor plug			
	D/Z	FD/FZ	B	K	C	HH	ADarr	AGarr	HH	ADarr	AGarr	LLarr	
LA63M	19	-	19	-	-	61.5	110.0	87.5	61.5	104.0	109.0	18	
	39	29, 39	29, 39	39	29, 39	95.0			95.0				
	49 ... 69	49, 69	49	49 ... 79	49, 69	85.5			85.5				
LA71M	19	-	19	-	-	93.5	120.0	87.5	93.5	114.0	109.0		
	29, 39	29, 39	29, 39	39	29, 39	135.0			135.0				
	49 ... 69	49, 69	49	49 ... 79	49, 69	125.5			125.5				
LE80M	79	79	-	89	89	123.5			123.5				
	19	-	19	-	-	120.0	134.0	107.0	120.0	128.0	122.0		
	29, 39	29, 39	29, 39	39	29, 39	170.0			170.0				
	49 ... 69	49, 69	49	49 ... 79	49, 69	160.5			160.5				
LE80ZM	79	79	-	89	89	154.5			154.5				
	89	89	-	109	-	141.5			141.5				
	19	-	19	-	-	155.0	134.0	107.0	155.0	233.0	122.0		
	29, 39	29, 39	29, 39	39	29, 39	205.0			205.0				
	49 ... 69	49, 69	49	49 ... 79	49, 69	195.5			195.5				
LE90S/L	79	79	-	89	89	189.5			189.5				
	89	89	-	109	-	176.5			176.5				
	29, 39	29, 39	29, 39	39	29, 39	207.5	139.0	107.0	207.5	133.0	122.0		
	49 ... 69	49, 69	49	49 ... 79	49, 69	198.0			198.0				
	79	79	-	89	89	192.0			192.0				
LE90ZL	89	89	-	109	-	179.0			179.0				
	109	109	-	129	-	172.0			172.0				
	129	129	-	149	-	165.0			165.0				
	29, 39	29, 39	29, 39	39	29, 39	247.5	139.0	107.0	247.5	152.5	122.0		
	49 ... 69	49, 69	49	49 ... 79	49, 69	238.0			238.0				
LE100L	79	79	-	89	89	232.0			232.0				
	89	89	-	109	-	219.0			219.0				
	109	109	-	129	-	212.0			212.0				
	129	129	-	149	-	205.0			205.0				
	29, 39	29, 39	29, 39	39	29, 39	242.5	158.5	116.5	-	-	-	-	
	49 ... 69	49, 69	49	49 ... 79	49, 69	233.0			-	-	-	-	
LE100ZL	79	79	-	89	89	227.0			227.0				
	89	89	-	109	-	210.0			210.0				
	109	109	-	129	-	201.0			201.0				
	129	129	-	149	-	192.0			192.0				
	149	149	-	169	-	190.5			190.5				
	29, 39	29, 39	29, 39	39	29, 39	277.5	158.5	116.5	-	-	-	-	
49 ... 69	49, 69	49	49 ... 79	49, 69	268.0			-	-	-	-		
79	79	-	89	89	262.0			262.0					
89	89	-	109	-	245.0			245.0					
109	109	-	129	-	236.0			236.0					
129	129	-	149	-	227.0			227.0					
149	149	-	169	-	225.5			225.5					

## Motors

## HAN Q8 and HAN Q12 motor plugs

## Dimensional drawings (continued)



Motor	Relevant diagram					Figure 1 HAN Q8 motor plug			Figure 2 HAN Q12 motor plug		
	D/Z	FD/FZ	B	K	C	HH	ADarr	AGarr	HH	ADarr	AGarr
LE112M	29, 39	29, 39	29, 39	39	29, 39	244.0	169.5	116.5	-	-	-
	49 ... 69	49, 69	49	49 ... 79	49, 69	234.5					
	79	79	-	89	89	228.5					
	89	89	-	109	-	211.5					
	109	109	-	129	-	202.5					
	129	129	-	149	-	193.5					
	149	149	-	169	-	192.0					
LE112ZM	169, 189	169, 189	-	189	-	179.5	169.5	116.5	-	-	-
	29, 39	29, 39	29, 39	39	29, 39	269.0					
	49 ... 69	49, 69	49	49 ... 79	49, 69	234.5					
	79	79	-	89	89	253.5					
	89	89	-	109	-	236.5					
	-	-	-	129	-	227.5					
	129	129	-	149	-	218.5					
149	149	-	169	-	217.0						
LE132S/M	169, 189	169, 189	-	189	-	204.5	188.5	130.0	-	-	-
	49 ... 69	49, 69	49	49 ... 79	49, 69	266.0					
	79	79	-	89	89	260.0					
	89	89	-	109	-	243.0					
	109	109	-	129	-	234.0					
	129	129	-	149	-	223.0					
	149	149	-	169	-	216.5					
LE132ZM	169, 189	169, 189	-	189	-	203.5	188.5	130.0	-	-	-
	49 ... 69	49, 69	49	49 ... 79	49, 69	316.0					
	79	79	-	89	89	310.0					
	89	89	-	109	-	293.0					
	109	109	-	129	-	284.0					
	129	129	-	149	-	273.0					
	149	149	-	169	-	266.5					
169, 189	169, 189	-	189	-	253.5						

## Options

### *Possible motor options for SIP planetary geared motors*

Since motors from the SIMOGEAR range of geared motors are compatible with SIP planetary gear units, the range of motor options available with SIP planetary geared motors is also very large. For information that is not included in the summary below, please refer to Catalog MD 50.1 Chapter 11.

#### *Electrical design*

- Voltages and frequencies
  - Operating modes
  - Standard voltages
- Motor protection
  - Temperature sensor
  - Temperature switch
  - KTY 84-130 temperature sensor
  - 1 × Pt100 temperature sensor
  - Anti-condensation heating
- Windings and insulation
  - DURIGNIT IR 2000 insulation system
  - Temperature class
  - Increased air humidity/temperature with 30 to 60 g water per m<sup>3</sup> of air
- Motors compliant with other standards (e.g. NEMA) can also be adapted by means of motor bell housings

#### *Mechanical design*

- Degrees of protection
  - Overview
- Cooling and ventilation
  - Self ventilation
  - Forced ventilation
- Motor connection and terminal box
  - Connection, circuit and terminal boxes
- Motor plug
  - HAN 10E motor plug
  - HAN K4/4 motor plug
  - HAN Q8 motor plug
  - HAN Q12 motor plug

#### *Attachment parts*

- Brake
  - Brake selection
  - Brake connection
  - Function rectifier
  - Brake options
- Encoders
  - Incremental encoder
    - Incremental encoder 1XP8012
    - Incremental encoder 1XP8032
    - Incremental encoder 1XP8022
  - Resolver
    - Resolvers 1XP8013 and 1XP8023
  - Absolute encoder
    - Absolute encoders 1XP8014 and 1XP8024
    - Absolute encoder 1XP8024-2
  - Rugged encoders
    - Rotary pulse encoder LL 861 900 220
    - Rotary pulse encoder HOG9 D 1024 I
    - Rotary pulse encoder HOG10 D 1024 I
- Mechanical protection
- Motors prepared for encoder mounting
- Connection system
  - Encoder accessories
    - Connector
    - Cable with end sleeves
    - Cable with coupling socket
    - EnDAT gateways for absolute encoders
- Backstop
- Second shaft end and handwheel
- Hexagonal recess
- Protective cover

#### *Designs for special environmental conditions*


- Condensation drain hole
- Internal motor corrosion protection



## Motors

### Notes

## Options for operation



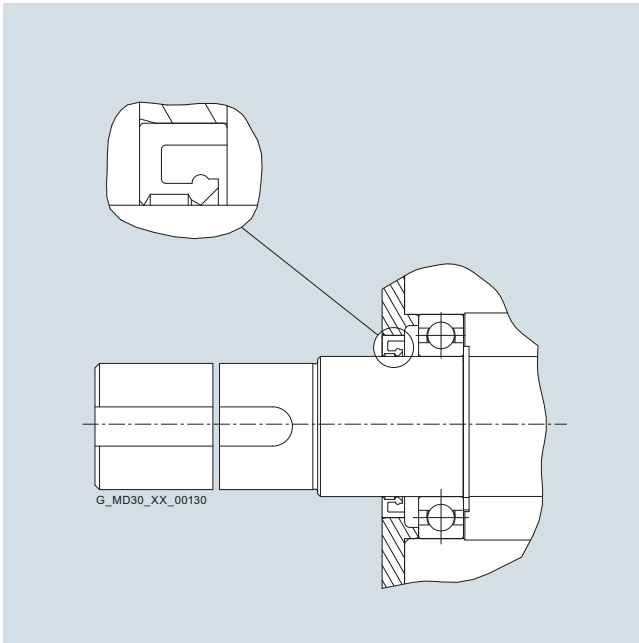
<b>9/2</b>	<b>Shaft seals</b>
9/2	Radial shaft seal
9/2	Taconite
9/2	Ordering information
<b>9/3</b>	<b>Oil level monitoring</b>
<b>9/3</b>	<b>Oil temperature monitoring</b>
9/3	Ordering information
<b>9/4</b>	<b>Explosion protection as per ATEX</b>
<b>9/6</b>	<b>Application</b>
<b>9/7</b>	<b>Climatic stress, corrosivity category, coating system</b>
<b>9/8</b>	<b>Type plate/rating plate, color selection</b>
9/8	Ordering information
<b>9/9</b>	<b>Information about lubricant, information about installation</b>
9/9	Ordering information
<b>9/11</b>	<b>Factory certificates</b>
<b>9/11</b>	<b>Further information</b>
9/11	Ordering information

## Options for operation

### Shaft seals

#### Overview

##### Radial shaft seal



Radial shaft seals are suitable for low to average operating speeds. They can be used for all types and sizes.

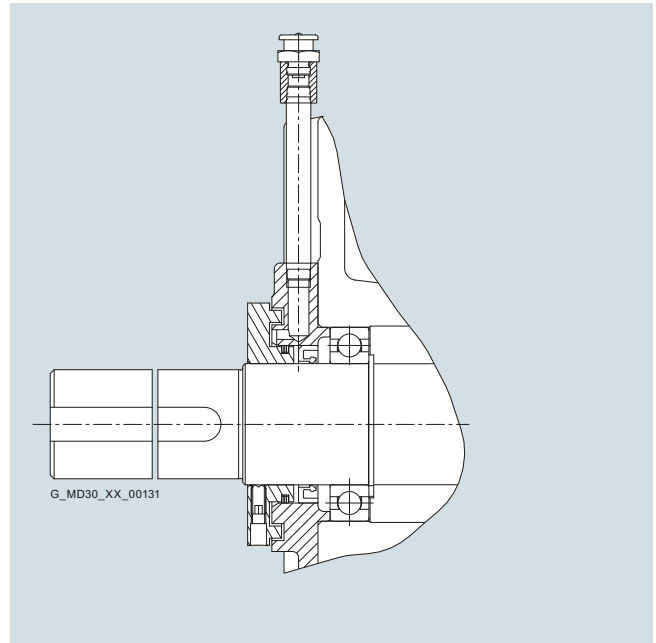
Other features are:

- Wearing seal, however, easy to maintain
- Local heat development on sealing lip; therefore, adequate lubrication (cooling) required
- Commercial product
- Design with low oil level on request

##### Ordering information

Position of the Article No.	1 to 6	7	8	9	10	11	12	13	14	15	16	
Article No.	2LP069 . . . . . ■ . . . . .											
<b>Sealing</b>												
<b>Seal on HSS</b>						<b>Seal on LSS</b>						
Radial shaft seal						Radial shaft seal						<b>0</b>
Radial shaft seal						Taconite						<b>1</b>
Taconite <sup>1)</sup>						Radial shaft seal						<b>2</b>
Taconite <sup>1)</sup>						Taconite						<b>3</b>

##### Taconite



Taconite seals are a combination of grease-filled, refillable labyrinth seals and radial shaft seals.

With this seal a high degree of operational reliability is achieved for the gear unit in dusty environments. This seal is a combination of 3 sealing elements which protect the gear unit from the ingress of dust-like particles.

<sup>1)</sup> Not applicable to types O4C, O5C and O5R. Select a seal variant with a radial shaft seal at the input end!  
See selection guide in Catalogs MD 50.1 and MD 50.11.

**Overview** (continued)**Oil level monitoring**

For oil level monitoring, the gear unit housing is equipped with an oil level screw as standard.

As an option, the gear unit can be equipped with an oil inspection window for checking the oil level. The oil sight glass is fitted with special, scratch-resistant glass.

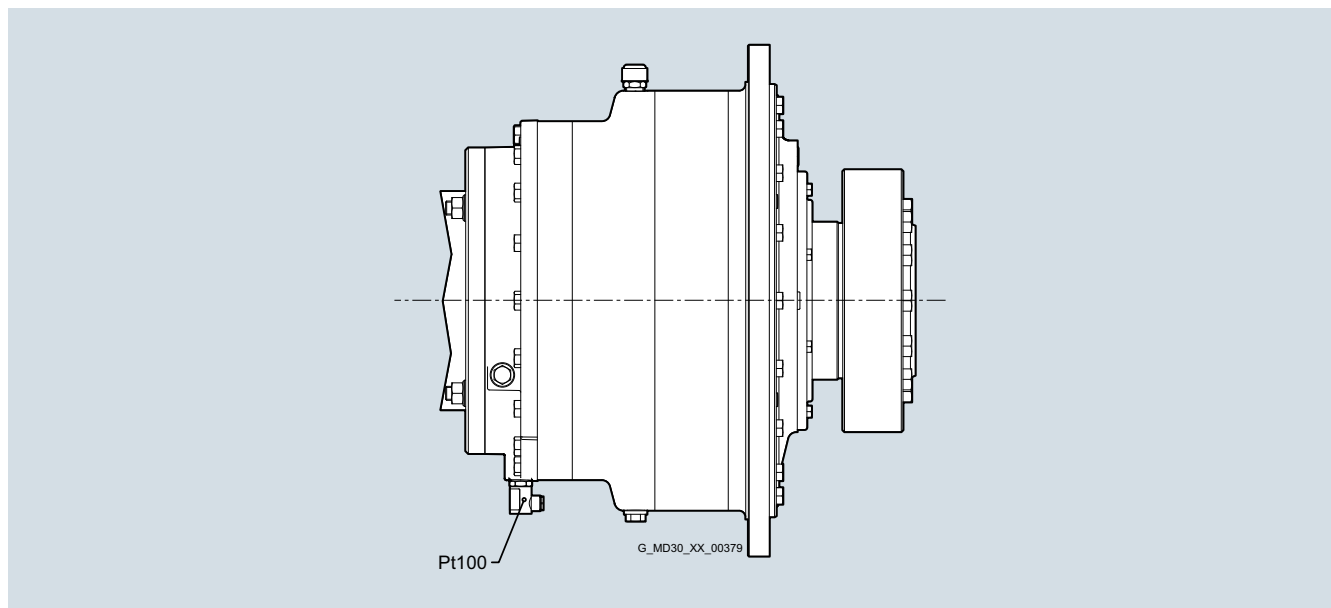
Ordering information

When ordering the oil sight glass, **-Z** must be added to the article number.

Position of the Article No.	1	2	3	4	5	6	7	8	9	10	11	12	13	14	15	16	Order code
Article No.	2	L	P	0	6	9	.	-	.	.	.	.	.	.	.	.	-Z
Supplied with oil sight glass																	H51

**Oil temperature monitoring**

Monitoring of the oil sump temperature by means of a Pt100 temperature sensor is available as an option.

Ordering information

When ordering the Pt100 temperature sensor, **-Z** must be added to the article number.

Position of the Article No.	1	2	3	4	5	6	7	8	9	10	11	12	13	14	15	16	Order code
Article No.	2	L	P	0	6	9	.	-	.	.	.	.	.	.	.	.	-Z
Supplied with Pt100 temperature sensor																	H40

Note:

Pt100 temperature sensor for type O2 in a horizontal mounting position (M1; M3; M5; M6) only in combination with an increased oil level.

## Options for operation

### Explosion protection as per ATEX

#### Overview

##### Explosion protection as per ATEX

Directive 94/9/EC of March 23, 1994 shall be replaced on April 20, 2016 by Directive 2014/34/EU of the European Parliament and the Council of February 26, 2014 on the harmonization of the laws of the Member States relating to equipment and protective systems intended for use in potentially explosive atmospheres.

The following applies to the products described in this catalog that are intended for use in potentially explosive atmospheres:

- Products that are placed on the market before April 20, 2016 will conform to the requirements of Directive 94/9/EC.
- Products that are placed on the market on or after April 20, 2016 will conform to the requirements of Directive 2014/34/EC.

Position in code	Designation	Variance	SIP standard	Note
1	Equipment group	CE EX II	Device group II	
2	Zone	2G <sup>1)</sup> (gases, vapors and mist)	Zone 1	
		2D <sup>1)</sup> (dust)	Zone 21	
		3G <sup>2)</sup> (gases, vapors and mist)	Zone 2	
		3D <sup>2)</sup> (dust)	Zone 22	
3	Explosion subgroup	II B	II B (includes II A)	Omitted for dust
		II C		
4	Temperature class	T4	T4 (includes T3, T2, T1)	
5		D 120 °C	120 °C or higher	
6	Type of protection	b Ignition source monitoring c Constructional enclosure k Liquid enclosure	ck Standard Category 3 bck Standard Category 2	Type of protection b for types O4/O5 available on request
7	Ambient temperature range	-20 °C ≤ T <sub>a</sub> ≤ 40 °C		

FLENDER SIP planetary gear units are not suitable for use in hybrid mixtures.

<sup>1)</sup> Category 2 → high protection

<sup>2)</sup> Category 3 → normal protection



#### Overview (continued)

The following ATEX codes as well as the necessary supplementary options result from the overview.

Explosion protection		Position of the Article No. 1 to 6 7 8 9 10 11 12 13 14 15 16														Order code	Further necessary options			
		Article No. 2LP202 . . . . . - Z															Taco-nite	Pt100 (ATEX)	Protective cover for shrink disk <sup>3)</sup>	Coating system acc. to ATEX IIC condition
Zone	Minimum ignition energy	ATEX code							Order code	Taco-nite	Pt100 (ATEX)	Protective cover for shrink disk <sup>3)</sup>	Coating system acc. to ATEX IIC condition							
		1	2	3	4	5	6 <sup>1)</sup>	7 <sup>2)</sup>												
21	> 3 mJ	CE Ex II	2D			D 120 °C	bck	-20 °C ≤ T <sub>a</sub> ≤ 40 °C	<b>X34</b>	X	X	X								
	≤ 3 mJ	CE Ex II	2D			D 120 °C	bck	-20 °C ≤ T <sub>a</sub> ≤ 40 °C	<b>X35</b>	X	X	X	X							
22	> 3 mJ	CE Ex II	3D			D 120 °C	ck	-20 °C ≤ T <sub>a</sub> ≤ 40 °C	<b>X36</b>	X		X								
	≤ 3 mJ	CE Ex II	3D			D 120 °C	ck	-20 °C ≤ T <sub>a</sub> ≤ 40 °C	<b>X37</b>	X		X	X							
1	-	CE Ex II	2G	IIA	T1		bck	-20 °C ≤ T <sub>a</sub> ≤ 40 °C	<b>X38</b>		X	X								
		CE Ex II	2G	IIA	T2		bck	-20 °C ≤ T <sub>a</sub> ≤ 40 °C	<b>X39</b>		X	X								
		CE Ex II	2G	IIA	T3		bck	-20 °C ≤ T <sub>a</sub> ≤ 40 °C	<b>X40</b>		X	X								
		CE Ex II	2G	IIA	T4		bck	-20 °C ≤ T <sub>a</sub> ≤ 40 °C	<b>X41</b>		X	X								
		CE Ex II	2G	IIB	T1		bck	-20 °C ≤ T <sub>a</sub> ≤ 40 °C	<b>X42</b>		X	X								
		CE Ex II	2G	IIB	T2		bck	-20 °C ≤ T <sub>a</sub> ≤ 40 °C	<b>X43</b>		X	X								
		CE Ex II	2G	IIB	T3		bck	-20 °C ≤ T <sub>a</sub> ≤ 40 °C	<b>X44</b>		X	X								
		CE Ex II	2G	IIB	T4		bck	-20 °C ≤ T <sub>a</sub> ≤ 40 °C	<b>X45</b>		X	X								
		CE Ex II	2G	IIC	T1		bck	-20 °C ≤ T <sub>a</sub> ≤ 40 °C	<b>X46</b>		X	X	X							
		CE Ex II	2G	IIC	T2		bck	-20 °C ≤ T <sub>a</sub> ≤ 40 °C	<b>X47</b>		X	X	X							
		CE Ex II	2G	IIC	T3		bck	-20 °C ≤ T <sub>a</sub> ≤ 40 °C	<b>X48</b>		X	X	X							
2	-	CE Ex II	2G	IIC	T4		bck	-20 °C ≤ T <sub>a</sub> ≤ 40 °C	<b>X49</b>		X	X	X							
		CE Ex II	3G	IIA	T1		ck	-20 °C ≤ T <sub>a</sub> ≤ 40 °C	<b>X50</b>			X								
		CE Ex II	3G	IIA	T2		ck	-20 °C ≤ T <sub>a</sub> ≤ 40 °C	<b>X51</b>			X								
		CE Ex II	3G	IIA	T3		ck	-20 °C ≤ T <sub>a</sub> ≤ 40 °C	<b>X52</b>			X								
		CE Ex II	3G	IIA	T4		ck	-20 °C ≤ T <sub>a</sub> ≤ 40 °C	<b>X53</b>			X								
		CE Ex II	3G	IIB	T1		ck	-20 °C ≤ T <sub>a</sub> ≤ 40 °C	<b>X54</b>			X								
		CE Ex II	3G	IIB	T2		ck	-20 °C ≤ T <sub>a</sub> ≤ 40 °C	<b>X55</b>			X								
		CE Ex II	3G	IIB	T3		ck	-20 °C ≤ T <sub>a</sub> ≤ 40 °C	<b>X56</b>			X								
		CE Ex II	3G	IIB	T4		ck	-20 °C ≤ T <sub>a</sub> ≤ 40 °C	<b>X57</b>			X								
		CE Ex II	3G	IIC	T1		ck	-20 °C ≤ T <sub>a</sub> ≤ 40 °C	<b>X58</b>			X	X							
		CE Ex II	3G	IIC	T2		ck	-20 °C ≤ T <sub>a</sub> ≤ 40 °C	<b>X59</b>			X	X							
		CE Ex II	3G	IIC	T3		ck	-20 °C ≤ T <sub>a</sub> ≤ 40 °C	<b>X60</b>			X	X							
		CE Ex II	3G	IIC	T4		ck	-20 °C ≤ T <sub>a</sub> ≤ 40 °C	<b>X61</b>			X	X							

Position of the Article No. 1 to 6 7 8 9 10 11 12 13 14 15 16														Order code
Article No. 2LP069 . . . . . - Z														
Supplied with Pt100 temperature sensor (ATEX version)														<b>H44</b>
Supplied with protective cover for shrink disk <sup>4)</sup>														<b>M02</b>

<sup>1)</sup> Type of protection b must be provided additionally when electrical equipment such as Pt100 temperature sensor, heating element, etc. is optionally installed.

<sup>2)</sup> The product designation is based on the ambient temperature range stated for a specific order (order codes Y01 and Y02).

<sup>3)</sup> Only for output shaft type "Hollow shaft with shrink disk"

<sup>4)</sup> Protective shaft covers at the gear unit end are painted in the warning color RAL 1003 ("signal yellow") to warn of the hazard of rotating parts.

## Options for operation

### Application

#### Overview

##### Application

The level of corrosion protection required is determined according to the intended application. The assigned corrosivity category reflects the typical, atmospheric environmental conditions for the application and is needed to select the correct coating system.

If the environmental conditions might become more aggressive than typical in individual cases, a higher corrosivity category must be selected according to the description on page 9/7.

##### Ordering information

The application is set as standard to: General mechanical engineering

Position of the Article No.	1 to 6	7	8	9	10	11	12	13	14	15	16	Order code	Assigned corrosivity category	
Article No.	2LP202 . - . . . . . - . . . . . -Z													
<b>Applications</b>														
Wastewater treatment, sewage treatment plant												A00	C5	
Excavators and bucket wheel excavators <sup>1)</sup>												A01	C4	
Chemical industry <sup>1)</sup>												A02	C3	
Metal working mills												A03	C2	
Conveyors												A04	C2	
Cranes, general, standard												A06	C2	
Cranes, harbor cranes, standard <sup>1)</sup>												A07	C5	
Cooling tower drive, standard												A09	C4	
Sugar production												A10	C4	
Paper production, printing presses <sup>1)</sup>												A11	C4	
Paper production, drying drum drives												A12	C4	
Cable railways												A13	C4	
Building materials production, general												A14	C2	
Building materials production, cement industry												A15	C4	
Building materials production, brickworks												A16	C4	
Transport of persons, elevators, escalators												A17	C2	
Mining machinery												A18	C2	
Woodworking machines												A19	C2	
<b>General mechanical engineering</b>													A20	C2
Food processing industry, general												A21	C2	
Food processing industry, mixer drives												A22	C2	
Food processing industry, drum dryer drives												A23	C2	
Food processing industry, cooking appliance drives												A24	C2	
Food processing industry, toaster drives												A25	C2	
Shipbuilding and offshore machinery												A26	C5	
Prime movers, general												A27	C4	
Prime movers, water turbines												A28	C2	
Casting machines												A31	C2	
Artificial fertilizer and potash works												A32	C2	
Lauter tub drive, standard												A33	C4	
Agitator drives, standard <sup>1)</sup>												A34	C2	
Oil pump drives												A45	C4	
Compressor drives												A46	C2	
Palm oil presses												A47	C4	
Preheater drives												A48	C2	
Centrifuge drives												A49	C2	
Cooling drum drives												A50	C4	
Calander drives												A51	C4	
Kneader drives												A52	C2	
Mill drives, standard <sup>1)</sup>												A53	C2	

<sup>1)</sup> Further options available for specific applications, selection via X.CAT NG.

## Overview

### Climatic stress

In order to determine the applicable climatic stress, the climatic conditions at the site of installation, on the intended transport routes and in intermediate storage areas (where relevant) must be taken into account.

The assigned corrosivity category is required for selecting the correct coating system.

### Ordering information

Position of the Article No.	1	2	3	4	5	6	7	8	9	10	11	12	13	14	15	16	Order code	Assigned corrosivity category
Article No.	<b>2LP202</b>																<b>-Z</b>	
<b>Climatic stress</b>																		
Moderate climate zone (e.g. Central European conditions)																	<b>B01</b>	<b>C2</b>
Maritime coastal areas, marine climate, maritime transport, tropical, subtropical																	<b>B02</b>	<b>C4</b>
Corrosive, chemical atmosphere, aggressive environmental conditions																	<b>B03</b>	<b>C5</b>

### Corrosivity category

The atmospheric ambient conditions have been divided into five corrosivity categories based on ISO 12944-2. These are described below.

Corrosivity category	Description
<b>C1</b> Normal environmental pollution	<ul style="list-style-type: none"> <li>Indoor installation</li> <li>Heated buildings with a neutral atmosphere</li> </ul>
<b>C2</b> Low environmental pollution	<ul style="list-style-type: none"> <li>Indoor and outdoor installation</li> <li>Unheated buildings with condensation, production areas with low humidity, e.g. warehouses</li> <li>Atmospheres with little pollution, rural areas</li> </ul>
<b>C3</b> Average environmental pollution	<ul style="list-style-type: none"> <li>Indoor and outdoor installation</li> <li>Production areas with high levels of humidity and some air pollution</li> <li>Urban and industrial atmospheres with moderate sulfur dioxide loads</li> <li>Coastal areas with low salinity</li> </ul>
<b>C4</b> High environmental pollution	<ul style="list-style-type: none"> <li>Indoor and outdoor installation</li> <li>Environments with high humidity and occasionally high levels of atmospheric and chemical pollution</li> <li>Occasional acidic or caustic wet cleaning</li> <li>Industrial areas and coastal areas with moderate salt levels</li> </ul>
<b>C5</b> Very high environmental pollution	<ul style="list-style-type: none"> <li>Indoor and outdoor installation</li> <li>Buildings/areas with almost constant condensation and severe pollution</li> <li>Industrial areas with high humidity and aggressive atmosphere</li> <li>Regular acidic or caustic wet cleaning, including cleaning with chemical agents</li> <li>Coastal and offshore areas with high salinity</li> </ul>

### Coating system

The coating system is selected according to the intended application, the prevailing climatic stress and, where appropriate, requirements for explosion protection in accordance with ATEX.

The coating system is selected according to the highest corrosivity category that is deemed applicable on the basis of climatic stress and application or information provided by the customer.

If ATEX requires explosion protection for areas of explosion subgroup IIC or with minimum ignition energy  $\leq 3\text{mJ}$ , then it is essential to select an electrostatically conductive coating (order codes B85, B86, B87) of the relevant corrosion category.

### Ordering information

Highest calculated corrosivity category	Standard coating with top coat	Explosion protection ATEX with explosion subgroup IIC or minimum ignition energy $\leq 3\text{mJ}$ as an electrostatically conductive coating
	Order code <b>-Z</b>	Order code <b>-Z</b>
C1 - C3	<b>B41</b>	<b>B85</b>
C4	<b>B43</b>	<b>B86</b>
C5	<b>B44</b>	<b>B87</b>

## Options for operation

Type plate/rating plate, color selection

### Overview

#### Coating system (continued)

##### Ordering information

Position of the Article No.	1	2	3	4	5	6	7	8	9	10	11	12	13	14	15	16	Order code
Article No.	2	L	P	0	6	9	.	-	.	.	.	.	.	.	.	.	-Z
Standard coating, top coat, moderate climate zones																	<b>B41</b>
Standard coating, top coat, all climate zones																	<b>B43</b>
Standard coating, top coat, all climate zones, high resistance to chemicals																	<b>B44</b>
Electrostatically conductive coating with top coat, corrosivity category C3 (design with explosion protection to ATEX with explosion subgroup IIC or minimum ignition energy $\leq 3$ mJ)																	<b>B83</b>
Electrostatically conductive coating with top coat, corrosivity category C4 (design with explosion protection to ATEX with explosion subgroup IIC or minimum ignition energy $\leq 3$ mJ)																	<b>B84</b>
Electrostatically conductive coating with top coat, corrosivity category C5 (design with explosion protection to ATEX with explosion subgroup IIC or minimum ignition energy $\leq 3$ mJ)																	<b>B85</b>
Standard coating without top coat, all climate zones <sup>1)</sup>																	<b>B42</b>

#### Type plate/rating plate

FLENDER SIP are supplied as standard with a type plate/rating plate made of temperature-resistant, weather-resistant foil that is glued to the product and then sealed with varnish.

#### Color selection

The top coat for FLENDER SIP planetary gear units is applied as standard in the color RAL 5015 (sky blue). The gear units can also be supplied in other colors, if required.

The color selection is limited for motors ordered with a mounted converter (G110M). Please refer to the information regarding color selection in Catalog MD 50.1.

Protective shaft covers at the gear unit end are painted in the warning color RAL 1003 ("signal yellow") to warn of the hazard of rotating parts.

##### Ordering information

Position of the Article No.	1	2	3	4	5	6	7	8	9	10	11	12	13	14	15	16	Order code
Article No.	2	L	P	0	6	9	.	-	.	.	.	.	.	.	.	.	-Z
RAL 5009 azure blue																	<b>C01</b>
RAL 5010 gentian blue																	<b>C02</b>
<b>RAL 5015 sky blue <sup>2)</sup></b>																	<b>C00</b>
RAL 6011 reseda green																	<b>C06</b>
RAL 7011 steel gray																	<b>C13</b>
RAL 7016 anthracite gray <sup>2)</sup>																	<b>C12</b>
RAL 7030 stone gray <sup>2)</sup>																	<b>C11</b>
RAL 7031 blue gray																	<b>C07</b>
RAL 7035 light gray																	<b>C08</b>
RAL 9005 jet black																	<b>C10</b>

Other colors are available on request (see Page 9/11 Further information).

<sup>1)</sup> Not suitable for areas and applications with corrosivity category C5 or explosion protection according to ATEX with explosion subgroup IIC or minimum ignition energy  $\leq 3$  mJ.

<sup>2)</sup> Preferred color at no extra charge.

## Overview

### Information about lubricant

FLENDER SIP planetary gear units/geared motors are supplied filled with oil as standard. They can also be supplied without oil filling as an option.

The oil grade and quantity depend on the gear unit type, the particular application (ambient temperature) and the mounting position. It is possible to select the order codes for oils of the permissible grade and viscosity for the oil chamber of the planetary gear unit from the tables below. In this case, the order codes for both the grade and the viscosity must always be selected.

### Ordering information

Gear unit supplied with oil filling

Position of the Article No.		1	2	3	4	5	6	7	8	9	10	11	12	13	14	15	16	Order code
Article No.		<b>2LP069 . - . . . . - . . . . -Z</b>																
Mounting position	Type of gear unit	Special features	Available oil grade and viscosity (planetary gear unit oil chamber)															
			Mineral oil, ISO VG 460	PAO oil <sup>1)</sup> , ISO VG 460														
M1; M3; M5; M6 (horizontal)	O2C	n <sub>2</sub> < 20 rpm	<b>H09 + H10</b>	<b>H05 + H10</b>														
		ATEX																
		Pt100																
		n <sub>2</sub> ≥ 20 rpm	<b>H08 + H10</b>	<b>H04 + H10</b>														
	O4C; O5C; O5R	-																
M2; M4 (vertical)	O2C; O4C; O5C; O5R	-	<b>H15 + H10</b>	<b>H07 + H10</b>														

Gear unit supplied without oil filling (provided for one oil grade)

Order code						
<b>-Z</b>						
Permissible oil grade and oil viscosity (planetary gear unit oil chamber)						
Type of gear unit	Mineral oil, ISO VG 220	Mineral oil, ISO VG 320	Mineral oil, ISO VG 460	PAO oil <sup>1)</sup> , ISO VG 220	PAO oil <sup>1)</sup> , ISO VG 320	PAO oil <sup>1)</sup> , ISO VG 460
O2C; O4C; O5C; O5R	<b>H00 + H12</b>	<b>H00 + H11</b>	<b>H00 + H10</b>	<b>H02 <sup>2)</sup> + H12</b>	<b>H02 <sup>2)</sup> + H11</b>	<b>H02 <sup>2)</sup> + H10</b>

Information about permissible oil viscosities for the oil chamber of the input drive assembly can be found in Catalog MD 50.1.

Please also refer to section "Lubrication/selection of oil" on page 1/7.

Viscosity ISO-VG at 40 °C in mm <sup>2</sup> /s (cSt)	Minimum temperature limit in °C for dip lubrication	
	Mineral oil	PAO oil <sup>1)2)</sup>
<b>220</b>	-10	-30
<b>320</b>	-10	-30
<b>460</b>	-6	-25

<sup>1)</sup> PAO oil: Polyalphaolefin-based synthetic oil.

<sup>2)</sup> PAO-T oil: Polyalphaolefin-based, synthetic low-temperature oil. This option must be specified with order code **H03**. When PAO-T oil is used, please note the manufacturer's specifications. It is important to note that the minimum operating temperature must be 5 K higher than the pour point of the oil.



## Options for operation

Information about lubricant, information about installation

### Overview (continued)

#### Information about lubricant (continued)

##### Explanation of the order codes

The order codes are individually listed in ascending sequence and described in the table below.

Explanation	Order code
	<b>-Z</b>
Provided for mineral oil	<b>H00</b>
Provided for synthetic PAO-based oil <sup>1)</sup>	<b>H02</b>
Provided for synthetic PAO-based low-temperature oil (PAO-T oil) <sup>2)</sup>	<b>H03</b>
With oil filling, synthetic PAO-based oil, mounting positions M1, M3, M5, M6, types O2C ( $n_2 \geq 20$ rpm), O4C, O5C, O5R <sup>1)</sup>	<b>H04</b>
With oil filling, synthetic PAO-based oil, mounting positions M1, M3, M5, M6, type O2C ( $n_2 < 20$ rpm or ATEX or Pt100) <sup>1)</sup>	<b>H05</b>
With oil filling, synthetic PAO-based oil, mounting positions M2, M4, types O2C; O4C; O5C; O5R <sup>1)</sup>	<b>H07</b>
With oil filling, mineral oil, mounting positions M1, M3, M5, M6, types O2C ( $n_2 \geq 20$ rpm), O4C, O5C, O5R <sup>1)</sup>	<b>H08</b>
With oil filling, mineral oil, mounting positions M1, M3, M5, M6, type O2C ( $n_2 < 20$ rpm or ATEX or Pt100) <sup>1)</sup>	<b>H09</b>
Oil viscosity in oil chamber of planetary stages ISO VG 460	<b>H10</b>
Oil viscosity in oil chamber of planetary stages ISO VG 320 <sup>2)</sup>	<b>H11</b>
Oil viscosity in oil chamber of planetary stages ISO VG 220 <sup>2)</sup>	<b>H12</b>
With oil filling, mineral oil, mounting positions M2, M4, types O2C; O4C; O5C; O5R <sup>1)</sup>	<b>H15</b>

#### Information about installation

##### Ordering information

The following options regarding altitude and installation location are selected using the order code **-Z**:

- Altitude and ambient temperature

Position of the Article No.	1	2	3	4	5	6	7	8	9	10	11	12	13	14	15	16	Order code
Article No.	2	L	P	0	6	9	.	-	.	.	.	.	.	.	.	.	<b>-Z</b>
Gear unit designed for low temperatures down to -40 °C																	<b>G29</b>
up to 1000 m																	<b>G30</b>
1001 to 2000 m																	<b>G31</b>
2001 to 3000 m																	<b>G32</b>
3001 to 4000 m																	<b>G33</b>
4001 to 5000 m																	<b>G34</b>

- Position of use

Position of the Article No.	1	2	3	4	5	6	7	8	9	10	11	12	13	14	15	16	Order code
Article No.	2	L	P	0	6	9	.	-	.	.	.	.	.	.	.	.	<b>-Z</b>
Enclosed room or building with gates																	<b>G35</b>
Building without gates																	<b>G36</b>
Outdoors																	<b>G37</b>

<sup>1)</sup> Oil chamber of planetary stages filled with oil of viscosity ISO VG 460.

<sup>2)</sup> Not available for types O4C, O5C and O5R.

#### Overview

##### Factory certificates

The declaration of compliance with the order in accordance with EN 10204-2.1 is part of the standard scope of supply.

- Declaration of compliance with order 2.1

Certificate in which the manufacturer confirms that the supplied products comply with the requirements of the order without details of test results.

- Test report 2.2

Certificate in which the manufacturer confirms that the supplied products comply with the requirements of the order complete with the results of non-specific tests.

##### Ordering information

When ordering with additional test report in accordance with EN 10204-2.2, **-Z** must be added to the Article No.

Position of the Article No.	1	2	3	4	5	6	7	8	9	10	11	12	13	14	15	16	Order code	
Article No.	2	L	P	0	6	9	.	-	.	.	.	.	.	.	.	.	.	<b>-Z</b>
Additionally with test report to DIN EN 10204-2.2																	<b>D97</b>	

##### Further information

##### Ordering information

The following further information can be provided in the Article No. using the order code **-Z**.

Position of the Article No.	1	2	3	4	5	6	7	8	9	10	11	12	13	14	15	16	Order code
Article No.	2	L	P	0	6	9	.	-	.	.	.	.	.	.	.	.	<b>-Z</b>
RAL color for top coat <sup>1)</sup>																	<b>Y00</b>
Minimum ambient temperature [°C]																	<b>Y01</b>
Maximum ambient temperature [°C]																	<b>Y02</b>
Motor power [kW]																	<b>Y15</b>
Motor speed [rpm]																	<b>Y16</b>
Power rating of driven machine $P_2$ [kW] <sup>2)</sup>																	<b>Y21</b>
Torque of the driven machine $T_2$ [Nm] <sup>2)</sup>																	<b>Y22</b>
Additional text available for product description																	<b>Y99</b>

<sup>1)</sup> Further colors, other than those offered in the catalog.

<sup>2)</sup> Specify  $P_2$  or  $T_2$ .

## Options for operation

## Options for installation and attachment parts



<b>10/2</b>	<b>Housing torque arm (single arm), alignment</b>
10/2	Overview
<b>10/3</b>	<b>Housing torque arm (single arm), rigid</b>
10/3	Dimensional drawings
10/3	Ordering information
<b>10/4</b>	<b>Housing torque arm (single arm), oscillation damping</b>
10/4	Dimensional drawings
10/4	Ordering information
<b>10/5</b>	<b>Gear housing base</b>
10/5	Dimensional drawings
10/5	Ordering information
<b>10/6</b>	<b>Motor bell housing</b>
10/6	Planetary gear unit O2
10/6	Planetary gear units O4 and O5
<b>10/7</b>	<b>Mounting positions</b>
10/7	Selection and ordering data
<b>10/9</b>	<b>Oil expansion tank</b>
10/9	O2 output shaft vertical at bottom (M4) with expansion tank
10/10	O2 output shaft vertical at top (M2) with expansion tank
10/11	O4/O5 output shaft vertical at top (M2) with expansion tank

## Options for installation and attachment parts

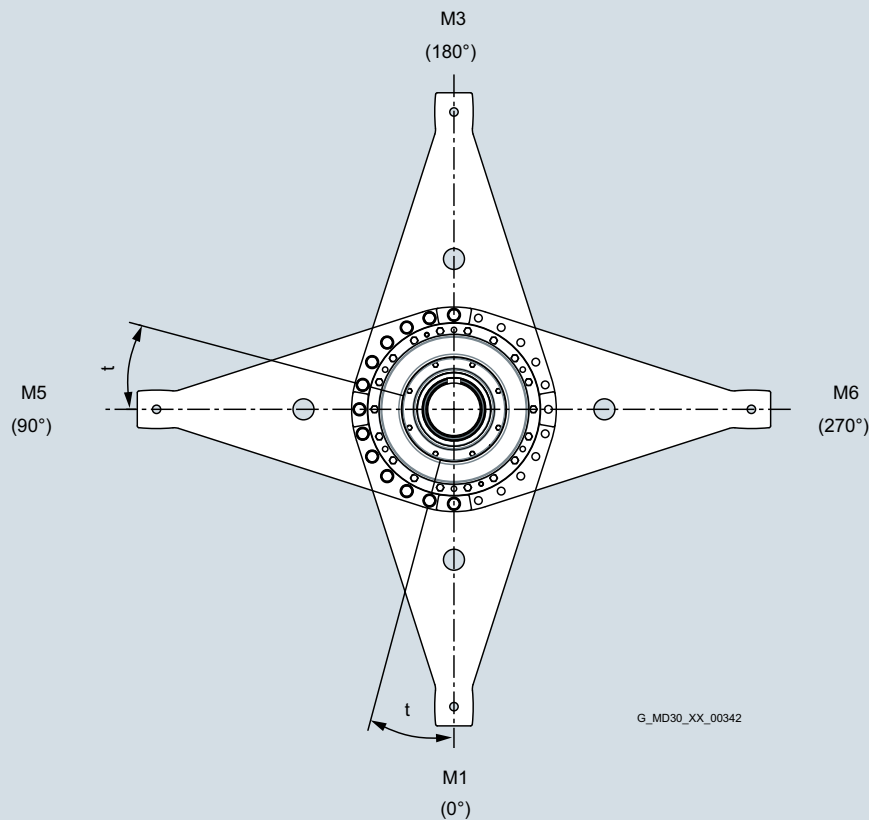
### Housing torque arm (single arm), alignment

#### Overview

The alignment of the torque arm is defined via the mounting position of the planetary gear unit/geared motor (page 1/4). Depending on the selected mounting position the torque arm can be mounted in increment  $t$  with a horizontal mounting position. The increment depends on the drilling pattern of the housing flange.

With vertical mounting position M2 only a restricted alignment range of the torque arm is possible as a result of the oil expansion tank mounted at  $180^\circ$ . For the vertical mounting position M4 there is no restriction on the alignment.

#### Horizontal mounting positions (alignment of the torque arm)



View on output side of the planetary gear unit/geared motor

Information on alignment with horizontal and vertical mounting position can be found in the following table:

Gear unit size	Increment $t$	Range of alignment of the torque arm		
		Horizontal mounting positions M1, M3, M5, M6	Vertical mounting position M4	Vertical mounting position M2
30	$22.5^\circ$	0 ... $360^\circ$ <sup>1)</sup>	0 ... $360^\circ$	0 ... $112.5^\circ$ ; 247.5 ... $360^\circ$
35	$18^\circ$			0 ... $108^\circ$ ; 252 ... $360^\circ$
37	$15^\circ$			0 ... $105^\circ$ ; 255 ... $360^\circ$
40	$20^\circ$ <sup>1)</sup>			0 ... $100^\circ$ ; 260 ... $360^\circ$
45	$18^\circ$			0 ... $108^\circ$ ; 252 ... $360^\circ$
50	$15^\circ$			0 ... $105^\circ$ ; 255 ... $360^\circ$
55	$15^\circ$			0 ... $105^\circ$ ; 255 ... $360^\circ$
60	$15^\circ$			0 ... $105^\circ$ ; 255 ... $360^\circ$

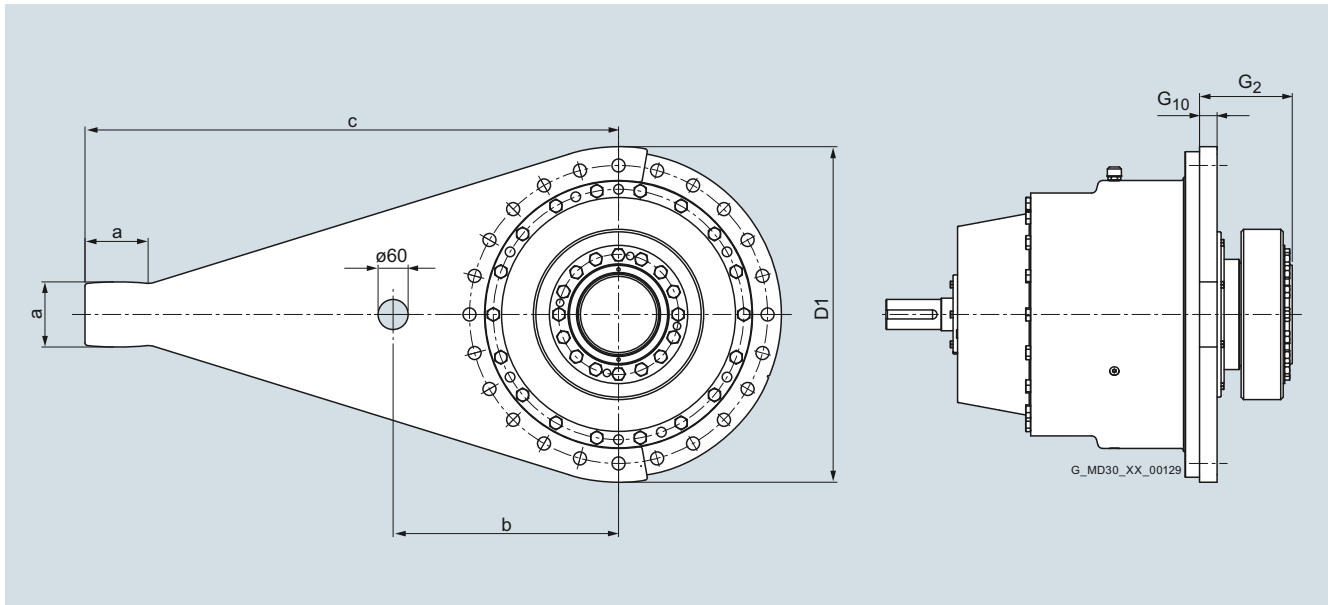
<sup>1)</sup> For size 40 a torque arm with adapted hole pattern is envisaged in the horizontal mounting position for alignment angles  $90^\circ$  and  $270^\circ$  on account of the drilling pattern of the housing flange (mounting positions M5 and M6 with possible alignment range 10 ...  $350^\circ$ ).



## Options for installation and attachment parts

### Housing torque arm (single arm), rigid

#### Dimensional drawings



Gear unit size	Nominal output torque $T_{2N}$ Nm	Dimensions in mm						Bolts Tightening torque $T_A$ Nm	Qty. n x D
		D <sub>1</sub>	G <sub>2</sub>	G <sub>10</sub>	a	b	c		
30	10000	375	133	25	55	225	435	273	9 x M16
35	15000	425	138	25	60	260	480	273	11 x M16
37	20000	450	149	25	70	280	555	273	13 x M16
40	25000	480	152	30	80	310	690	520	10 x M20
45	35000	540	166	30	90	330	725	520	12 x M20
50	45000	585	167	30	110	430	905	520	13 x M20
55	65000	670	185	35	130	450	1065	875	13 x M24
60	80000	695	207	35	130	500	1065	875	13 x M24

In the case of shaft-mounted gear units with a torque arm, the connection between the torque arm and foundation must always permit the gear unit to move in accordance with the bearings of the machine shaft, without constraining forces acting on the gear unit.

#### Ordering information

When ordering the housing torque arm, "-Z" must be added to the article number.

Position of the Article No.	1	2	3	4	5	6	7	8	9	10	11	12	13	14	15	16	Order code	
Article No.																		2LP069 . - . . . . - . . . . -Z

Prepared for mounting a housing torque arm (single arm)

M11

Housing torque arm (single arm), rigid

M10

The gear unit is designed as standard for flange mounting or base attachment.

When a single housing torque arm is used, special bearings are required.

This is also necessary when the housing torque arm is not included in the order, but the customer plans to use it.

If a single torque arm is used by the customer, both the minimum dimension c and the use of the exact number of bolts with property class 10.9 and relevant tightening torque  $T_A$  must be complied with.

#### Note:

The torque arm is supplied loose.

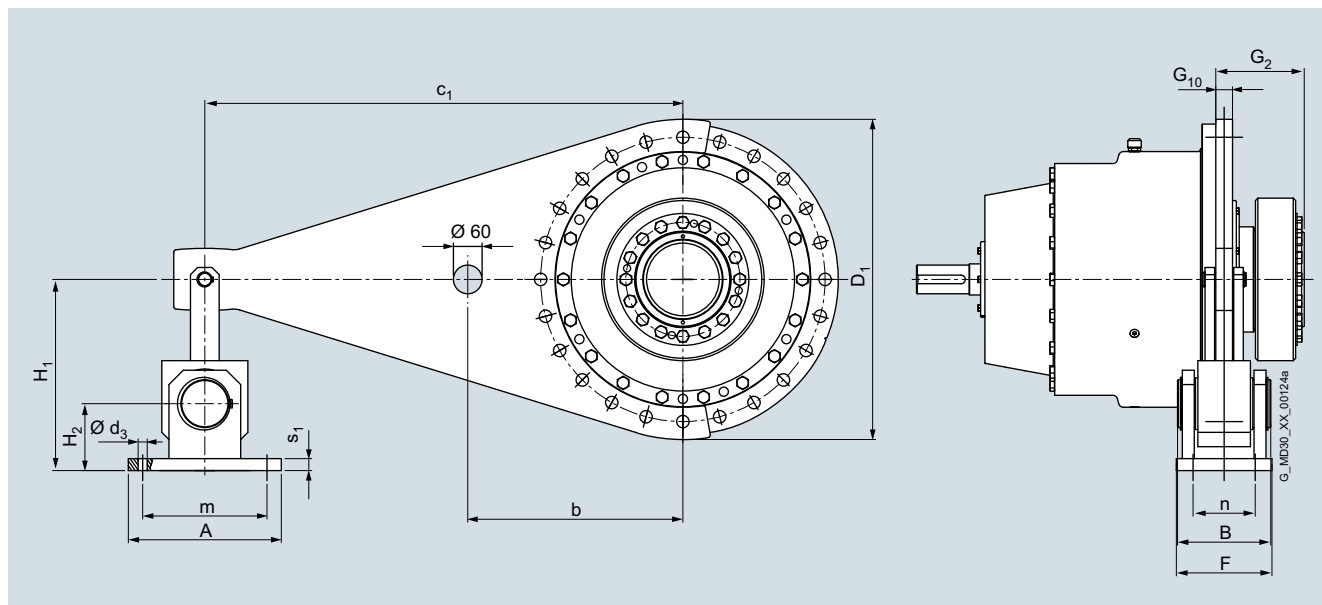
The hollow shaft with spline in accordance with DIN 5480 is not possible in combination with torque arm.

In combination with a design in accordance with the ATEX Directive, the torque arm can only be ordered as an oscillation damping version.

## Options for installation and attachment parts

Housing torque arm (single arm), oscillation damping

### Dimensional drawings



Gear unit size	Nominal output torque $T_{2N}$ Nm	Dimensions in mm														Bolts Tightening torque $T_A$ Nm	Qty. n x D	Weight, approx. kg
		D <sub>1</sub>	G <sub>2</sub>	G <sub>10</sub>	b	c <sub>1</sub>	A	B	Ø d <sub>3</sub>	F	H <sub>1</sub>	H <sub>2</sub>	m	n	s <sub>1</sub>			
30	10000	375	132	25	225	407.5	200	160	19	170	250	90	160	120	20	273	9 x M16	33
35	15000	425	115	25	260	450	200	160	19	170	250	90	160	120	20	273	11 x M16	35.5
37	20000	450	122	25	280	520	200	160	19	170	250	90	160	120	20	273	13 x M16	39
40	25000	480	125	30	310	650	200	160	19	170	250	90	160	120	20	520	10 x M20	49.5
45	35000	540	135	30	330	680	200	160	19	170	250	90	160	120	20	520	12 x M20	52.5
50	45000	585	135	30	430	850	200	160	19	170	250	90	160	120	20	520	13 x M20	69.5
55	65000	670	185	35	450	1000	320	200	19	195	400	140	260	130	25	875	13 x M24	126.5
60	80000	695	206	35	500	1000	320	200	19	195	400	140	260	130	25	875	13 x M24	126.5

In the case of shaft-mounted gear units with a torque arm, the connection between the torque arm and foundation must always permit the gear unit to move in accordance with the bearings of the machine shaft, without constraining forces acting on the gear unit.

#### Ordering information

When ordering the housing torque arm, "-Z" must be added to the article number.

Position of the Article No.	1 to 6	7	8	9	10	11	12	13	14	15	16	Order code
Article No.	2LP069 . - . . . . - . . . . -Z											

Prepared for mounting a housing torque arm (single arm)

**M11**

Housing torque arm (single arm), oscillation damping

**M14**

#### Note:

The torque arm is supplied loose. The damping element (trestle) is preassembled and is supplied loose.

The hollow shaft with spline in accordance with DIN 5480 is not possible in combination with torque arm.

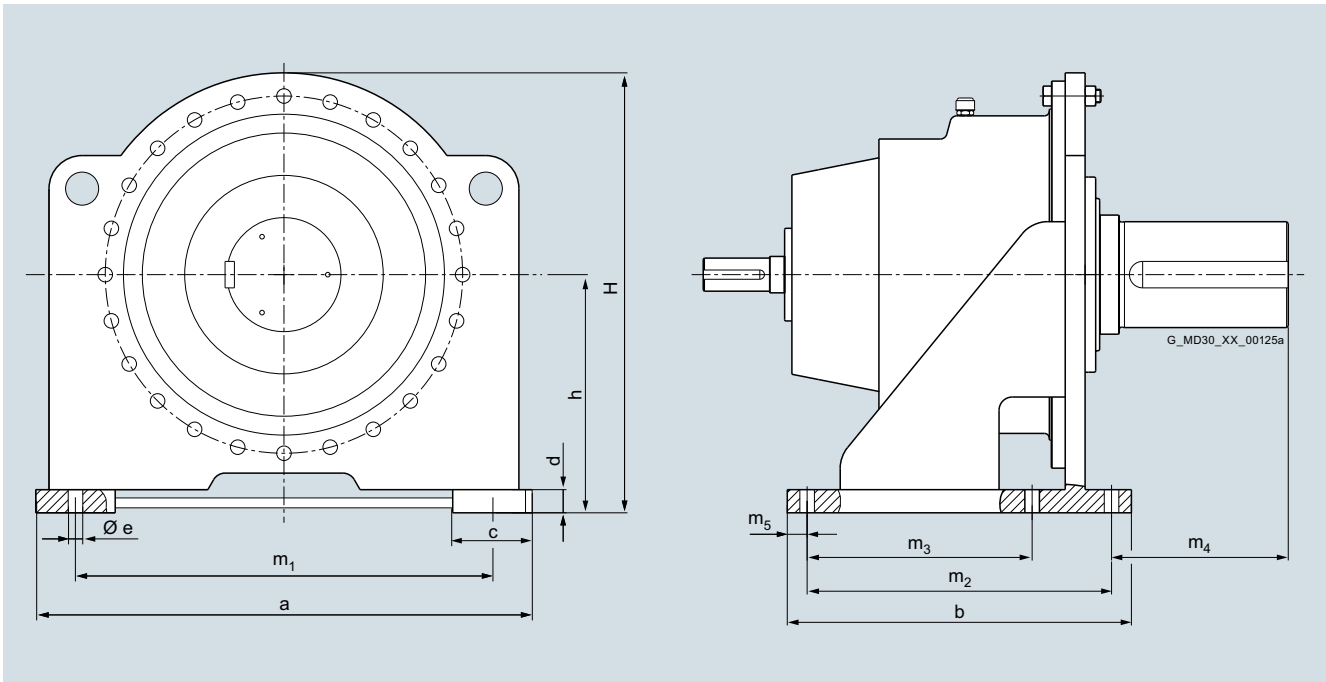
In combination with a design in accordance with the ATEX Directive, the torque arm can only be ordered as an oscillation damping version.

If a single torque arm is used by the customer, both the minimum dimension c and the use of the exact number of bolts with property class 10.9 and relevant tightening torque  $T_A$  must be complied with.

## Options for installation and attachment parts

### Gear housing base

#### Dimensional drawings



Gear unit size	Dimensions in mm												Bolts		Flange		Weight, approx. kg	
	a	b	c	d	Ø e	h	H	m <sub>1</sub>	m <sub>2</sub>	m <sub>3</sub>	m <sub>4</sub>	m <sub>5</sub>	Feet	T <sub>A</sub> <sup>1)</sup>	s	Qty.		T <sub>A</sub> <sup>1)</sup>
	s	Nm	s	Nm	s	Nm	s	Nm	s	Nm	s	Nm	s	Nm	s	Nm		s
30	460	330	80	20	17.5	235	435	390	290	221	195	20.0	M16	186	M16	16	186	24
35	530	365	85	20	17.5	260	490	450	320	251	216	22.5	M16	186	M16	20	186	30
37	565	375	90	25	17.5	280	518	475	330	250	231	22.5	M16	186	M16	24	186	43
40	615	415	115	25	22	295	548	500	360	270	237	27.5	M20	364	M20	18	364	54
45	695	470	120	30	22	330	613	575	410	300	247	30.0	M20	364	M20	20	364	101
50	745	510	120	30	22	350	655	625	450	340	267	30.0	M20	364	M20	24	364	102
55	845	570	145	35	26	395	733	700	500	380	299	35.0	M24	614	M24	24	614	146
60	895	590	145	35	26	415	775	750	520	400	306	35.0	M24	614	M24	24	614	175

#### Ordering information

When ordering the gear housing base, **"-Z"** must be added to the article number.

Position of the Article No.	1 2 3 4 5 6 7 8 9 10 11 12 13 14 15 16	Order code
Article No.	<b>2LP069 . - . . . . . - . . . . . -Z</b>	

Supplied with gear housing base	<b>M16</b>
Supplied with gear housing base for assembly	<b>M17</b>

The required connectors are included for supply with a gear housing base for assembly.

<sup>1)</sup> Tightening torques for screws of property class 8.8

## Options for installation and attachment parts

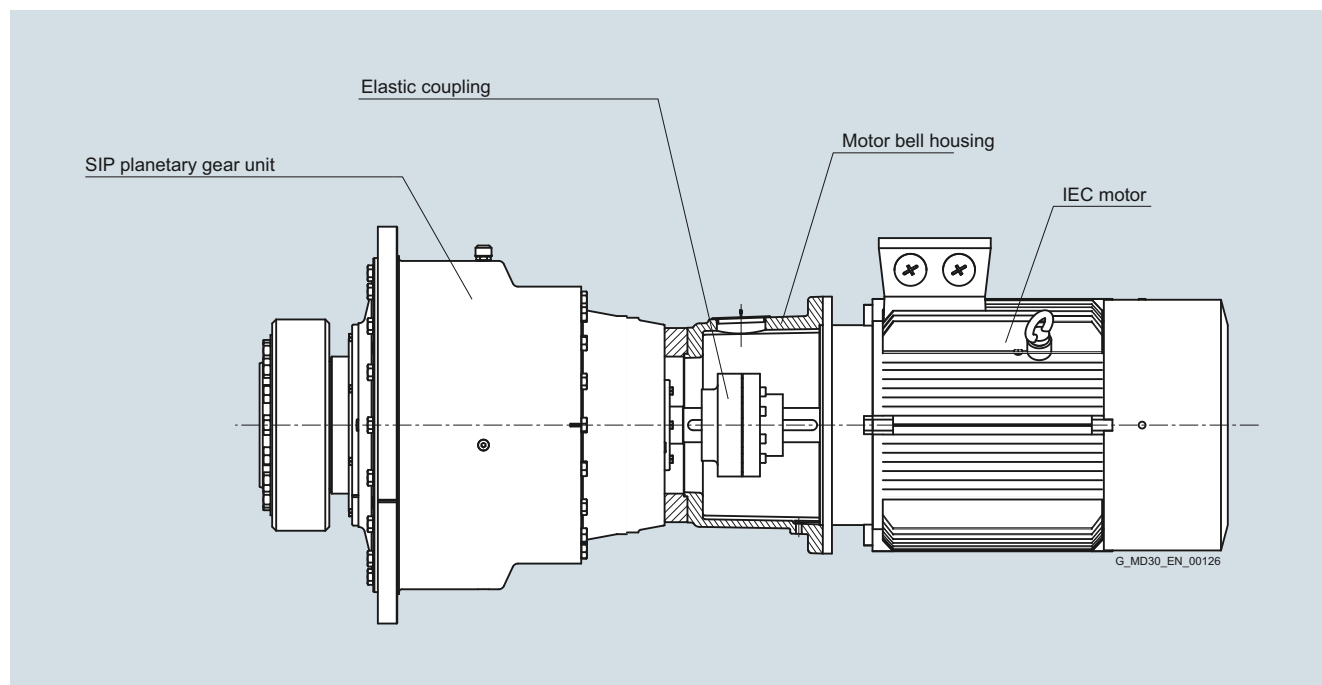
### Motor bell housing

#### Overview

##### **Planetary gear unit O2**

It is possible to attach an IEC motor to a 2-stage FLENDER SIP planetary gear unit (O2) using a motor bell housing and flexible coupling.

Further information is available on request.



##### **Planetary gear units O4 and O5**

Various bell housings (adapters) are available for 4-stage and 5-stage FLENDER SIP planetary gear units (O4, O5) which enable nearly all Siemens motor series and further standard motors to be mounted.

Please refer to Catalog MD 50.11 for information on the selectable bell housings (adapters).

## Options for installation and attachment parts

### Mounting positions

#### Selection and ordering data

In the table below order codes are assigned to the mounting positions. Diagrams of the mounting positions can be found in Chapter 1 "Introduction", section "Mounting positions" (page 1/4 and 1/5) This chapter also contains the order code for the oil expansion tank.

Position of the Article No.				
1	2	3	4	5
1 to 6	7	-	8	9 10 11 12 - 13 14 15 16
<b>2LP069</b>				<b>-Z</b>
Types		Order code for:		
Planetary gear unit (O2)	Planetary gear units (O4, O5)	Planetary geared motor (O4, O5)	Mounting position	Oil expansion tank
Mounting position	Mounting position	Mounting position		
M1	M1.1	M1.1.1	<b>N00</b>	
		M1.1.2	<b>N01</b>	
		M1.1.3	<b>N02</b>	
		M1.1.4	<b>N03</b>	
	M1.2	M1.2.1	<b>N04</b>	
		M1.2.2	<b>N05</b>	
		M1.2.3	<b>N06</b>	
		M1.2.4	<b>N07</b>	
	M1.3	M1.3.1	<b>N08</b>	
		M1.3.2	<b>N09</b>	
		M1.3.3	<b>N10</b>	
		M1.3.4	<b>N11</b>	
	M1.4	M1.4.1	<b>N12</b>	
		M1.4.2	<b>N13</b>	
		M1.4.3	<b>N14</b>	
		M1.4.4	<b>N15</b>	
M2	M2.1	M2.1.1	<b>N16</b>	<b>H39</b>
		M2.1.2	<b>N17</b>	<b>H39</b>
		M2.1.3	<b>N18</b>	<b>H39</b>
		M2.1.4	<b>N19</b>	<b>H39</b>
	M2.2	M2.2.1	<b>N20</b>	<b>H39</b>
		M2.2.2	<b>N21</b>	<b>H39</b>
		M2.2.3	<b>N22</b>	<b>H39</b>
		M2.2.4	<b>N23</b>	<b>H39</b>
	M2.3	M2.3.1	<b>N24</b>	<b>H39</b>
		M2.3.2	<b>N25</b>	<b>H39</b>
		M2.3.3	<b>N26</b>	<b>H39</b>
		M2.3.4	<b>N27</b>	<b>H39</b>
	M2.4	M2.4.1	<b>N28</b>	<b>H39</b>
		M2.4.2	<b>N29</b>	<b>H39</b>
		M2.4.3	<b>N30</b>	<b>H39</b>
		M2.4.4	<b>N31</b>	<b>H39</b>

It is essential to quote the order code for the oil expansion tank for the corresponding mounting positions.

When ordering the gear unit, "**-Z**" must be added to the article number.

Position of the Article No.				
1	2	3	4	5
1 to 6	7	-	8	9 10 11 12 - 13 14 15 16
<b>2LP069</b>				<b>-Z</b>
Types		Order code for:		
Planetary gear unit (O2)	Planetary gear units (O4, O5)	Planetary geared motor (O4, O5)	Mounting position	Oil expansion tank
Mounting position	Mounting position	Mounting position		
M3 <sup>1)</sup>	M3.1 <sup>1)</sup>	M3.1.1 <sup>1)</sup>	<b>N32</b>	
		M3.1.2 <sup>1)</sup>	<b>N33</b>	
		M3.1.3 <sup>1)</sup>	<b>N34</b>	
		M3.1.4 <sup>1)</sup>	<b>N35</b>	
	M3.2 <sup>1)</sup>	M3.2.1 <sup>1)</sup>	<b>N36</b>	
		M3.2.2 <sup>1)</sup>	<b>N37</b>	
		M3.2.3 <sup>1)</sup>	<b>N38</b>	
		M3.2.4 <sup>1)</sup>	<b>N39</b>	
	M3.3 <sup>1)</sup>	M3.3.1 <sup>1)</sup>	<b>N40</b>	
		M3.3.2 <sup>1)</sup>	<b>N41</b>	
		M3.3.3 <sup>1)</sup>	<b>N42</b>	
		M3.3.4 <sup>1)</sup>	<b>N43</b>	
	M3.4 <sup>1)</sup>	M3.4.1 <sup>1)</sup>	<b>N44</b>	
		M3.4.2 <sup>1)</sup>	<b>N45</b>	
		M3.4.3 <sup>1)</sup>	<b>N46</b>	
		M3.4.4 <sup>1)</sup>	<b>N47</b>	
M4	M4.1	M4.1.1	<b>N48</b>	<b>H39<sup>2)</sup></b>
		M4.1.2	<b>N49</b>	<b>H39<sup>2)</sup></b>
		M4.1.3	<b>N50</b>	<b>H39<sup>2)</sup></b>
		M4.1.4	<b>N51</b>	<b>H39<sup>2)</sup></b>
	M4.2	M4.2.1	<b>N52</b>	<b>H39<sup>2)</sup></b>
		M4.2.2	<b>N53</b>	<b>H39<sup>2)</sup></b>
		M4.2.3	<b>N54</b>	<b>H39<sup>2)</sup></b>
		M4.2.4	<b>N55</b>	<b>H39<sup>2)</sup></b>
	M4.3	M4.3.1	<b>N56</b>	<b>H39<sup>2)</sup></b>
		M4.3.2	<b>N57</b>	<b>H39<sup>2)</sup></b>
		M4.3.3	<b>N58</b>	<b>H39<sup>2)</sup></b>
		M4.3.4	<b>N59</b>	<b>H39<sup>2)</sup></b>
	M4.4	M4.4.1	<b>N60</b>	<b>H39<sup>2)</sup></b>
		M4.4.2	<b>N61</b>	<b>H39<sup>2)</sup></b>
		M4.4.3	<b>N62</b>	<b>H39<sup>2)</sup></b>
		M4.4.4	<b>N63</b>	<b>H39<sup>2)</sup></b>

<sup>1)</sup> These mounting positions are identical to version M1.x.x with flange mounting of the gear unit or with support via torque arm.

<sup>2)</sup> For mounting position M4 the oil expansion tank is only required for the SIP O2 gear unit.



## Options for installation and attachment parts

### Mounting positions

#### Selection and ordering data (continued)

Position of the Article No.					
1	2	3	4	5	Order code
1 to 6	7	-	8	9 10 11 12	- 13 14 15 16
<b>2LP069 . . . . . -Z</b>					
Types				Order code for:	
Planetary gear unit (O2)	Planetary gear units (O4, O5)	Planetary geared motor (O4, O5)	Mounting position	Oil expansion tank	
Mounting position	Mounting position	Mounting position			
M5 <sup>1)</sup>	M5.1 <sup>1)</sup>	M5.1.1 <sup>1)</sup>	<b>N64</b>		
		M5.1.2 <sup>1)</sup>	<b>N65</b>		
		M5.1.3 <sup>1)</sup>	<b>N66</b>		
		M5.1.4 <sup>1)</sup>	<b>N67</b>		
	M5.2 <sup>1)</sup>	M5.2.1 <sup>1)</sup>	<b>N68</b>		
		M5.2.2 <sup>1)</sup>	<b>N69</b>		
		M5.2.3 <sup>1)</sup>	<b>N70</b>		
		M5.2.4 <sup>1)</sup>	<b>N71</b>		
	M5.3 <sup>1)</sup>	M5.3.1 <sup>1)</sup>	<b>N72</b>		
		M5.3.2 <sup>1)</sup>	<b>N73</b>		
		M5.3.3 <sup>1)</sup>	<b>N74</b>		
		M5.3.4 <sup>1)</sup>	<b>N75</b>		
	M5.4 <sup>1)</sup>	M5.4.1 <sup>1)</sup>	<b>N76</b>		
		M5.4.2 <sup>1)</sup>	<b>N77</b>		
		M5.4.3 <sup>1)</sup>	<b>N78</b>		
		M5.4.4 <sup>1)</sup>	<b>N79</b>		
M6 <sup>1)</sup>	M6.1 <sup>1)</sup>	M6.1.1 <sup>1)</sup>	<b>N80</b>		
		M6.1.2 <sup>1)</sup>	<b>N81</b>		
		M6.1.3 <sup>1)</sup>	<b>N82</b>		
		M6.1.4 <sup>1)</sup>	<b>N83</b>		
	M6.2 <sup>1)</sup>	M6.2.1 <sup>1)</sup>	<b>N84</b>		
		M6.2.2 <sup>1)</sup>	<b>N85</b>		
		M6.2.3 <sup>1)</sup>	<b>N86</b>		
		M6.2.4 <sup>1)</sup>	<b>N87</b>		
	M6.3 <sup>1)</sup>	M6.3.1 <sup>1)</sup>	<b>N88</b>		
		M6.3.2 <sup>1)</sup>	<b>N89</b>		
		M6.3.3 <sup>1)</sup>	<b>N90</b>		
		M6.3.4 <sup>1)</sup>	<b>N91</b>		
	M6.4 <sup>1)</sup>	M6.4.1 <sup>1)</sup>	<b>N92</b>		
		M6.4.2 <sup>1)</sup>	<b>N93</b>		
		M6.4.3 <sup>1)</sup>	<b>N94</b>		
		M6.4.4 <sup>1)</sup>	<b>N95</b>		

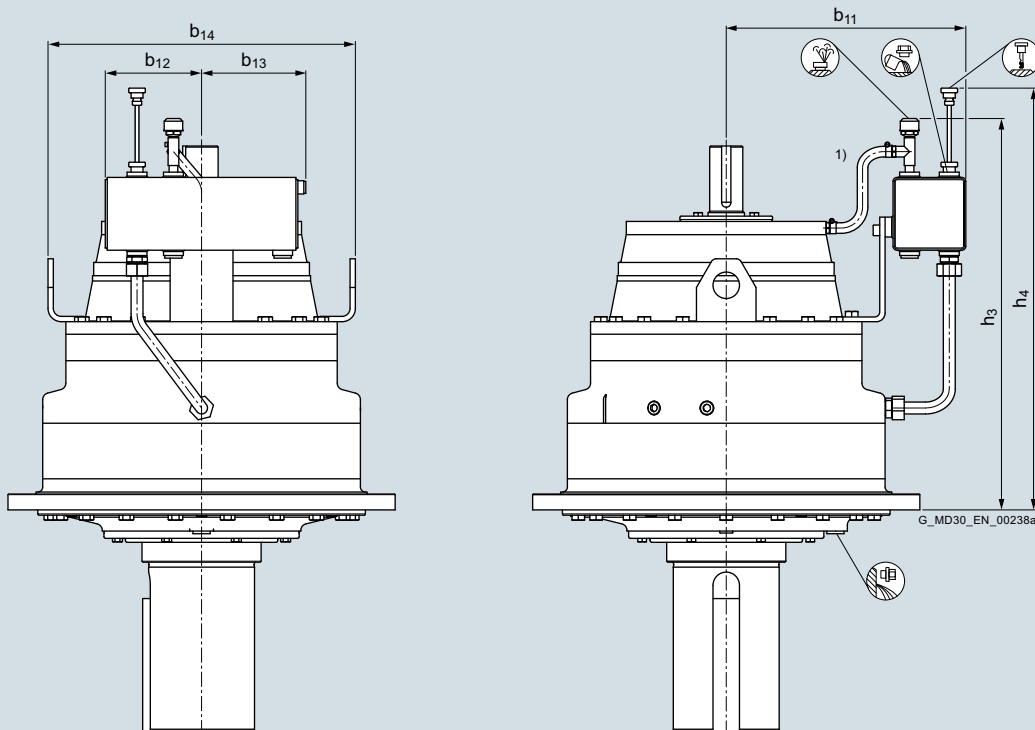
<sup>1)</sup> These mounting positions are identical to version M1.x.x with flange mounting of the gear unit or with support via torque arm.

## Options for installation and attachment parts

Oil expansion tank

O2 output shaft vertical at bottom (M4) with expansion tank

### Dimensional drawings



<sup>1)</sup>The ventilation hose can be temporarily removed for installation of the gear unit.

Gear unit size	Dimensions in mm						Oil quantity in gear unit, approx.	Weight, approx. kg
	b <sub>11</sub>	b <sub>12</sub>	b <sub>13</sub>	b <sub>14</sub>	h <sub>3</sub>	h <sub>4</sub>		
30	302	145.5	157.5	324	494	540	9	112.5
35	302	145.5	157.5	324	513	559	11	143
37	319	145.5	157.5	373	533	579	13	184.5
40	319	145.5	157.5	373	539	585	14	198.5
45	362	145.5	157.5	464	569.5	615.5	20.5	279
50	362	145.5	157.5	464	591.5	637.5	23	345.5
55	445	234	246	528	642	785	34.5	519
60	445	234	246	528	661	804	38.5	602.5

### Ordering information

The oil expansion tank cannot be selected by the customer, but is automatically added to the order depending on the mounting position.

When ordering the gear unit, "-Z" must be added to the article number.

Position of the Article No.	1 to 6 7 8 9 10 11 12 13 14 15 16	Order code
Article No.	<b>2LP069</b> . - . . . . . - . . . . .	<b>-Z</b>
Oil expansion tank		<b>H39</b>

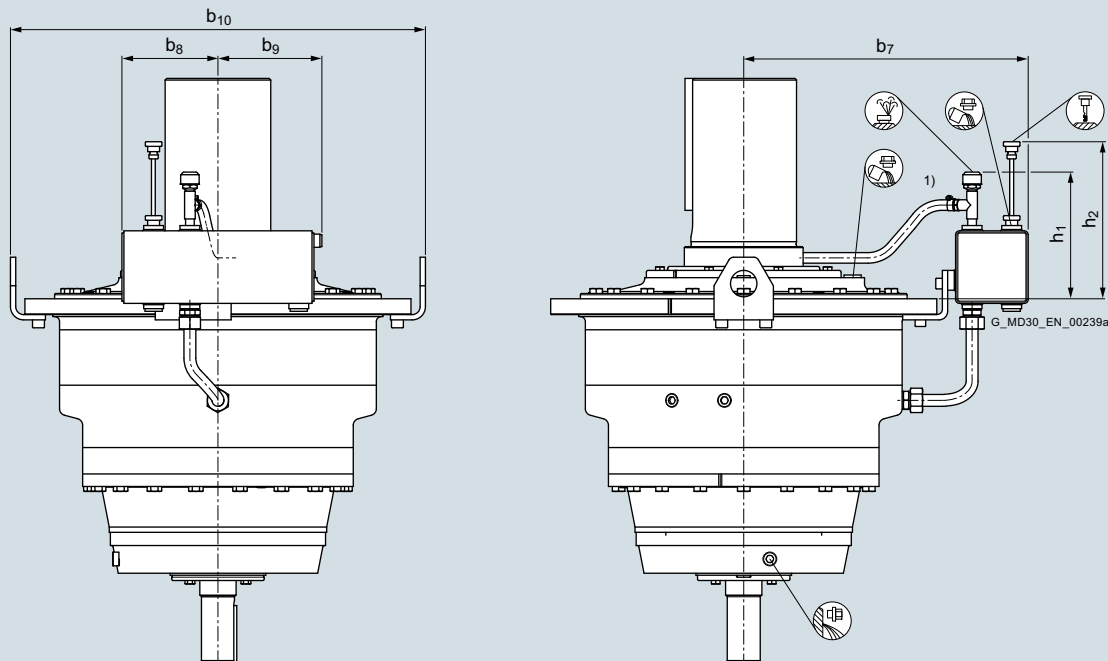
10

## Options for installation and attachment parts

### Oil expansion tank

#### O2 output shaft vertical at top (M2) with expansion tank

#### Dimensional drawings



1)The ventilation hose can be temporarily removed for installation of the gear unit.

Gear unit size	Dimensions in mm						Oil quantity in gear unit, approx.	Weight, approx. kg
	b <sub>7</sub>	b <sub>8</sub>	b <sub>9</sub>	b <sub>10</sub>	h <sub>1</sub>	h <sub>2</sub>		
30	342	150.5	153	407	194	240	9	112.5
35	370	145.5	157.5	454	194	240	11	143
37	382.5	145.5	157.5	480	192	238	13	184.5
40	394	145.5	157.5	511	197	243	14	198.5
45	423	145.5	157.5	583	197	243	20.5	279
50	448	145.5	157.5	629	192	238	23	345.5
55	521	234	246	691	181	324	34.5	519
60	543.5	234	246	739	176	319	38.5	602.5

#### Ordering information

The oil expansion tank cannot be selected by the customer, but is automatically added to the order depending on the mounting position.

When ordering the gear unit, **"-Z"** must be added to the article number.

Position of the Article No.	1	2	3	4	5	6	7	8	9	10	11	12	13	14	15	16	Order code
Article No.							2LP069	.	-	.	.	.	.	.	.	.	-Z

Oil expansion tank

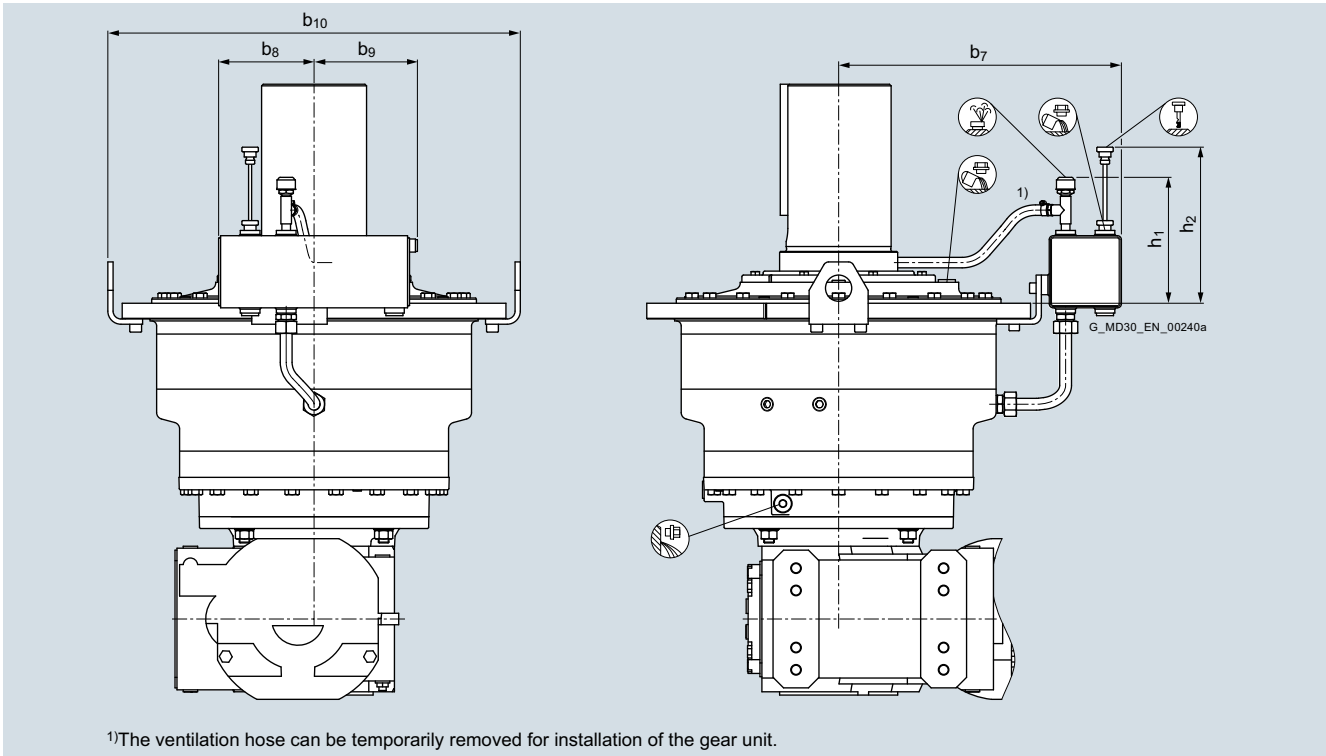
**H39**

## Options for installation and attachment parts

Oil expansion tank

O4/O5 output shaft vertical at top (M2) with expansion tank

### Dimensional drawings



Gear unit size	Dimensions in mm						Oil quantity in oil chamber planetary stages	Weight, approx. <sup>1)</sup> kg
	b <sub>7</sub>	b <sub>8</sub>	b <sub>9</sub>	b <sub>10</sub>	h <sub>1</sub>	h <sub>2</sub>		
30	342	150.5	153	407	194	240	7.5	105.5
35	370	145.5	157.5	454	194	240	8.5	135
37	382.5	145.5	157.5	480	192	238	11	177
40	394	145.5	157.5	511	197	243	12	192
45	423	145.5	157.5	583	197	243	17	277
50	448	145.5	157.5	629	192	238	19	337
55	521	234	246	691	181	324	30	511
60	543.5	234	246	739	176	319	34	589

### Ordering information

The oil expansion tank cannot be selected by the customer, but is automatically added to the order depending on the mounting position.

When ordering the gear unit, "-Z" must be added to the article number.

Position of the Article No.	1	2	3	4	5	6	7	8	9	10	11	12	13	14	15	16	Order code
Article No.								2LP069	.	-	.	.	.	.	.	.	-Z

Oil expansion tank

**H39**

<sup>1)</sup> With SIP O4 and O5 plus the weight of the SIMOGEAR gear unit/geared motor (see Catalogs MD 50.1 and MD 50.11).

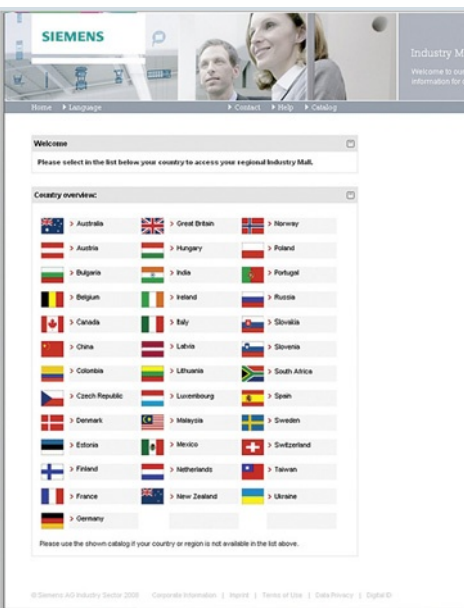
## Options for installation and attachment parts

### Notes

10



## Appendix



11/2	<b>Overview of order codes</b>
11/9	<b>Partner at Siemens</b>
11/10	<b>Online Services</b>
11/10	Information and Ordering Options on the Internet and DVD
11/11	Information and Download Center, Social Media, Mobile Media
11/12	<b>Industry Services</b>
11/12	Unleash potential – with services from Siemens
11/12	Increase your performance – with Industry Services
11/13	Industry Services – Portfolio overview
11/15	Online Support
11/17	<b>Index</b>
11/17	Subject index
11/20	<b>Conditions of sale and delivery</b>

## Appendix

### Overview of order codes

#### Overview

Order code	Description
	<b>Preservation</b>
A00	Preservation application: Wastewater treatment, sewage treatment plant
A01	Preservation application: Excavators and bucket wheel excavators
A02	Preservation application: Chemical Industry
A03	Preservation application: Metal working mills
A04	Preservation application: Conveyors
A05	Preservation application: Conveyors, belt drives, open-cast coal mines
A06	Preservation application: Cranes, general
A07	Preservation application: Cranes, harbor cranes, standard
A08	Preservation application: Cranes, harbor cranes (application-specific)
A09	Preservation application: Cooling tower drive, standard
A10	Preservation application: Sugar production
A11	Preservation application: Paper production, printing presses
A12	Preservation application: Paper machines, drying drum drives
A13	Preservation application: Cable railways
A14	Preservation application: Building materials production, general
A15	Preservation application: Building materials production, cement industry
A16	Preservation application: Building materials production, brickworks
A17	Preservation application: Transport of persons, elevators, escalators
A18	Preservation application: Mining machinery
A19	Preservation application: Woodworking machines
A20	Preservation application: General mechanical engineering
A21	Preservation application: Food processing industry, general
A22	Preservation application: Food processing industry, mixer drives
A23	Preservation application: Food processing industry, drum dryer drives
A24	Preservation application: Food processing industry, cooking appliance drives
A25	Preservation application: Food processing industry, toaster drives
A26	Preservation application: Shipbuilding and offshore machinery
A27	Preservation application: Prime movers, general
A28	Preservation application: Prime movers, water turbines
A31	Preservation application: Casting machines
A32	Preservation application: Artificial fertilizer and potash works
A33	Preservation application: Lauter tub drives, standard
A34	Preservation application: Agitator drives, standard
A35	Preservation application: Agitator drives (application-specific)
A36	Preservation application: Agitator drives (application-specific)
A37	Preservation application: Agitator drives (application-specific)
A38	Preservation application: Agitator drives, flue-gas desulfurization plants (application-specific)
A45	Preservation application: Oil pump drives
A46	Preservation application: Compressor drives
A47	Preservation application: Palm oil presses
A48	Preservation application: Preheater drives
A49	Preservation application: Centrifuge drives
A50	Preservation application: Cooling drum drives
A51	Preservation application: Calander drives
A52	Preservation application: Kneader drives

### Overview (continued)

Order code	Description
	<b>Preservation</b> (continued)
<b>A53</b>	Preservation application: Mill drives, standard
<b>A54</b>	Preservation application: Mill drives (application-specific var. 1)
<b>A55</b>	Preservation application: Mill drives (application-specific var. 2)
<b>A56</b>	Preservation application: Mill drives (application-specific var. 3)
<b>A84</b>	Preservation application: Excavators and bucket wheel excavators, slewing gear (application-specific)
<b>A85</b>	Preservation application: Agitator drives (application-specific)
<b>A88</b>	Preservation application: Paper production, printing presses with EP intermediate coat
<b>A91</b>	Preservation application: Mill drives general, top coat with textured paint
<b>A92</b>	Preservation application: Paper production, printing presses (application-specific)
<b>B00</b>	Climatic stress: Not taken into account
<b>B01</b>	Climatic stress: Moderate climate zones, Central European conditions
<b>B02</b>	Climatic stress: Marine climate, maritime coastal areas, maritime transport, subtropical, tropical
<b>B03</b>	Climatic stress: Corrosive, chemical atmosphere, aggressive environmental conditions
<b>B39</b>	Coating system: No coating with paints
<b>B40</b>	Coating system: Standard, without top coat
<b>B41</b>	Coating system: Standard, with top coat
<b>B42</b>	Coating system: Standard, without top coat
<b>B43</b>	Coating system: Standard, with top coat
<b>B44</b>	Coating system: Standard, with top coat, high resistance to chemicals
<b>B52</b>	Coating system: Application-specific, with top coat
<b>B55</b>	Coating system: Application-specific, with top coat
<b>B56</b>	Coating system: Application-specific, with top coat
<b>B57</b>	Coating system: Application-specific, with top coat
<b>B58</b>	Coating system: Application-specific, with top coat
<b>B63</b>	Coating system: Standard, with top coat: Open-cast coal mine Australia
<b>B64</b>	Coating system: Application-specific, with top coat
<b>B65</b>	Coating system: Application-specific, with top coat
<b>B66</b>	Coating system: Application-specific, with top coat
<b>B67</b>	Coating system: Top coat with textured paint
<b>B68</b>	Coating system: Special coat, description required
<b>B73</b>	Coating system: Standard, with top coat, for "ATEX IIc" conditions
<b>B74</b>	Coating system: Standard, with top coat, for "ATEX IIc" conditions
<b>B75</b>	Coating system: Standard, with top coat, high resistance to chemicals, for "ATEX IIc" conditions
<b>B76</b>	Coating system: Application-specific, with top coat
<b>B80</b>	Coating system: Application-specific, with top coat: Open-cast coal mine Australia
<b>B85</b>	Coating system: Electrostatically conductive, with top coat, high resistance to chemicals, for "ATEX IIc" conditions (fulfills corrosivity category C3 in accordance with EN ISO 12944-2)
<b>B86</b>	Coating system: Electrostatically conductive, with top coat, high resistance to chemicals, for "ATEX IIc" conditions (fulfills corrosivity category C4 in accordance with EN ISO 12944-2)
<b>B87</b>	Coating system: Electrostatically conductive, with top coat, high resistance to chemicals, for "ATEX IIc" conditions (fulfills corrosivity category C5 in accordance with EN ISO 12944-2)
<b>B91</b>	Preservation application: Chemical industry, coal processing

## Appendix

### Overview of order codes

#### Overview (continued)

Order code	Description
	<b>Preservation</b>
C00	RAL 5015 sky blue
C01	RAL 5009 azure blue
C02	RAL 5010 gentian blue
C03	RAL 1003 signal yellow
C04	RAL 1021 rape yellow
C05	RAL 1028 melon yellow
C06	RAL 6011 reseda green
C07	RAL 7031 blue gray
C08	RAL 7035 light gray
C09	RAL 7021 dark gray
C10	RAL 9005 jet black
C11	RAL 7030 stone gray
C12	RAL 7016 anthracite gray
C13	RAL 7011 steel gray
	<b>Acceptance</b>
D97	Additionally with test report to EN 10204-2.2
	<b>Installation conditions</b>
G29	Gear unit designed for low temperatures down to -40 °C
G30	Installation: Altitude up to 1000 m
G31	Installation: Altitude 1001 m to 2000 m
G32	Installation: Altitude 2001 m to 3000 m
G33	Installation: Altitude 3001 m to 4000 m
G34	Installation: Altitude 4001 m to 5000 m
G35	Installation location: Small, enclosed rooms
G36	Installation location: Large rooms, halls
G37	Installation location: Outdoors
G38	Installation at sea level
	<b>Information about oil</b>
H00	Intended for mineral oil (oil not included in scope of supply)
H01	Intended for polyglycol-based synthetic oil (PG oil, oil not included in scope of supply)
H02	Intended for poly-alpha-olefin-based synthetic oil (PAO oil, oil not included in scope of supply)
H03	Intended for poly-alpha-olefin-based synthetic oil, suitable for ambient temperatures in excess of -35 degrees (PAO oil, oil not included in scope of supply)
H04	With oil filling, synthetic PAO-based oil, mounting positions M1, M3, M5, M6, types O2 ( $n_2 \geq 20$ rpm), O4, O5
H05	With oil filling, synthetic PAO-based oil, mounting positions M1, M3, M5, M6, types O2 ( $n_2 < 20$ rpm or ATEX or Pt100)
H07	With oil filling, synthetic PAO-based oil, mounting positions M2, M4, all types
H08	With oil filling, mineral oil, mounting positions M1, M3, M5, M6, types O2 ( $n_2 \geq 20$ rpm), O4, O5
H09	With oil filling, mineral oil, mounting positions M1, M3, M5, M6, type O2 ( $n_2 < 20$ rpm or ATEX or Pt100)
H10	Oil viscosity ISO VG 460 (oil chamber planetary gear unit)
H11	Oil viscosity ISO VG 320 (oil chamber planetary gear unit)
H12	Oil viscosity ISO VG 220 (oil chamber planetary gear unit)
H15	With oil filling, mineral oil, mounting positions M2, M4, all types
H38	Dip lubrication
H39	Dip lubrication with oil expansion unit
	<b>Oil monitoring</b>
H40	Oil temperature measurement by Pt100 resistance thermometer
H44	Oil temperature measurement by Pt100 resistance thermometer in ATEX design (Categories 2+3)
H51	Oil sight glass

### Overview (continued)

Order code	Description
	<b>Information about direction of rotation</b>
K18	Low speed shaft (LSS) clockwise (when viewing shaft end)
K19	Low speed shaft (LSS) counterclockwise (when viewing shaft end)
	<b>Information about rating plate</b>
K27	Stainless-steel set of labels
	<b>Mechanical attachment parts / gear unit design</b>
M00	Supplied without shrink disk
M01	With shrink disk
M02	With protection cover for shrink disk, color RAL 1003 signal yellow
M10	With rigid torque arm (single arm) (supplied loose)
M11	With optimized bearing, prepared for mounting a torque arm (single arm)
M14	With oscillation-damping torque arm (single arm) (supplied loose)
M16	With gear housing base (assembled)
M17	With gear housing base and connectors (supplied loose)
N00	Mounting position: M1.1.1; M1.1; M1
N01	Mounting position: M1.1.2
N02	Mounting position: M1.1.3
N03	Mounting position: M1.1.4
N04	Mounting position: M1.2.1; M1.2
N05	Mounting position: M1.2.2
N06	Mounting position: M1.2.3
N07	Mounting position: M1.2.4
N08	Mounting position: M1.3.1; M1.3
N09	Mounting position: M1.3.2
N10	Mounting position: M1.3.3
N11	Mounting position: M1.3.4
N12	Mounting position: M1.4.1; M1.4
N13	Mounting position: M1.4.2
N14	Mounting position: M1.4.3
N15	Mounting position: M1.4.4
N16	Mounting position: M2.1.1; M2.1; M2
N17	Mounting position: M2.1.2
N18	Mounting position: M2.1.3
N19	Mounting position: M2.1.4
N20	Mounting position: M2.2.1; M2.2
N21	Mounting position: M2.2.2
N22	Mounting position: M2.2.3
N23	Mounting position: M2.2.4
N24	Mounting position: M2.3.1; M2.3
N25	Mounting position: M2.3.2
N26	Mounting position: M2.3.3
N27	Mounting position: M2.3.4
N28	Mounting position: M2.4.1; M2.4
N29	Mounting position: M2.4.2
N30	Mounting position: M2.4.3
N31	Mounting position: M2.4.4
N32	Mounting position: M3.1.1; M3.1; M3
N33	Mounting position: M3.1.2
N34	Mounting position: M3.1.3



## Appendix

### Overview of order codes

#### Overview (continued)

Order code	Description
	<b>Mechanical attachment parts / gear unit design</b> (continued)
N35	Mounting position: M3.1.4
N36	Mounting position: M3.2.1; M3.2
N37	Mounting position: M3.2.2
N38	Mounting position: M3.2.3
N39	Mounting position: M3.2.4
N40	Mounting position: M3.3.1; M3.3
N41	Mounting position: M3.3.2
N42	Mounting position: M3.3.3
N43	Mounting position: M3.3.4
N44	Mounting position: M3.4.1; M3.4
N45	Mounting position: M3.4.2
N46	Mounting position: M3.4.3
N47	Mounting position: M3.4.4
N48	Mounting position: M4.1.1; M4.1; M4
N49	Mounting position: M4.1.2
N50	Mounting position: M4.1.3
N51	Mounting position: M4.1.4
N52	Mounting position: M4.2.1; M4.2
N53	Mounting position: M4.2.2
N54	Mounting position: M4.2.3
N55	Mounting position: M4.2.4
N56	Mounting position: M4.3.1; M4.3
N57	Mounting position: M4.3.2
N58	Mounting position: M4.3.3
N59	Mounting position: M4.3.4
N60	Mounting position: M4.4.1; M4.4
N61	Mounting position: M4.4.2
N62	Mounting position: M4.4.3
N63	Mounting position: M4.4.4
N64	Mounting position: M5.1.1; M5.1; M5
N65	Mounting position: M5.1.2
N66	Mounting position: M5.1.3
N67	Mounting position: M5.1.4
N68	Mounting position: M5.2.1; M5.2
N69	Mounting position: M5.2.2
N70	Mounting position: M5.2.3
N71	Mounting position: M5.2.4
N72	Mounting position: M5.3.1; M5.3
N73	Mounting position: M5.3.2
N74	Mounting position: M5.3.3
N75	Mounting position: M5.3.4
N76	Mounting position: M5.4.1; M5.4
N77	Mounting position: M5.4.2
N78	Mounting position: M5.4.3
N79	Mounting position: M5.4.4

### Overview (continued)

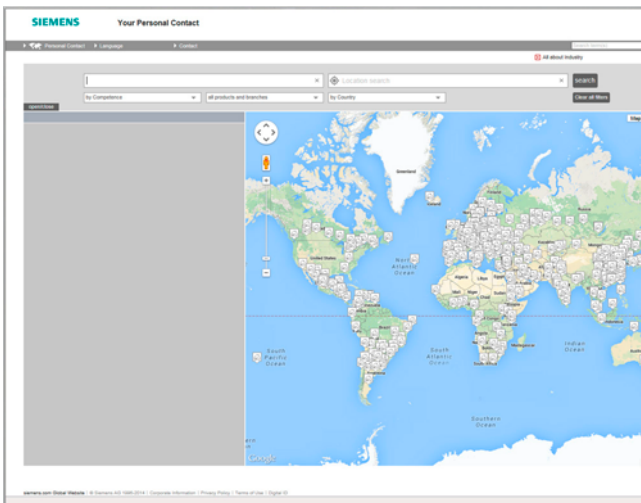
Order code	Description
	<b>Mechanical attachment parts / gear unit design</b> (continued)
<b>N80</b>	Mounting position: M6.1.1; M6.1; M6
<b>N81</b>	Mounting position: M6.1.2
<b>N82</b>	Mounting position: M6.1.3
<b>N83</b>	Mounting position: M6.1.4
<b>N84</b>	Mounting position: M6.2.1; M6.2
<b>N85</b>	Mounting position: M6.2.2
<b>N86</b>	Mounting position: M6.2.3
<b>N87</b>	Mounting position: M6.2.4
<b>N88</b>	Mounting position: M6.3.1; M6.3
<b>N89</b>	Mounting position: M6.3.2
<b>N90</b>	Mounting position: M6.3.3
<b>N91</b>	Mounting position: M6.3.4
<b>N92</b>	Mounting position: M6.4.1; M6.4
<b>N93</b>	Mounting position: M6.4.2
<b>N94</b>	Mounting position: M6.4.3
<b>N95</b>	Mounting position: M6.4.4
	<b>ATEX version gear units</b>
<b>X30</b>	Gear unit in ATEX design, suitable for above-ground applications, Zone 21/1 (category 2 (high protection), explosive atmosphere gas/mist/vapor and dust), temperature class T4, explosion subgroup IIB, minimum ignition energy >3mJ, type of protection bck
<b>X31</b>	Gear unit in ATEX design, suitable for above-ground applications, Zone 22/2 (category 3 (normal protection), explosive atmosphere gas/mist/vapor and dust), temperature class T4, explosion subgroup IIB, minimum ignition energy >3mJ, type of protection ck
<b>X32</b>	Gear unit in ATEX design, suitable for above-ground applications, Zone 21/1 (category 2 (high protection), explosive atmosphere gas/mist/vapor and dust), temperature class T4, explosion subgroup IIC, minimum ignition energy ≤ 3mJ, type of protection bck
<b>X33</b>	Gear unit in ATEX design, suitable for above-ground applications, Zone 22/2 (category 3 (normal protection), explosive atmosphere gas/mist/vapor and dust), temperature class T4, explosion subgroup IIC, minimum ignition energy ≤ 3mJ, type of protection ck
<b>X34</b>	Gear unit in ATEX design, suitable for above-ground applications, Zone 21 (category 2 (high protection), explosive atmosphere dust), minimum ignition energy >3mJ, type of protection bck
<b>X35</b>	Gear unit in ATEX design, suitable for above-ground applications, Zone 21 (category 2 (high protection), explosive atmosphere dust), minimum ignition energy ≤3mJ, type of protection bck
<b>X36</b>	Gear unit in ATEX design, suitable for above-ground applications, Zone 22 (category 3 (normal protection), explosive atmosphere dust), minimum ignition energy >3mJ, type of protection ck
<b>X37</b>	Gear unit in ATEX design, suitable for above-ground applications, Zone 22 (category 3 (normal protection), explosive atmosphere dust), minimum ignition energy ≤3mJ, type of protection ck
<b>X38</b>	Gear unit in ATEX design, suitable for above-ground applications, Zone 1 (category 2 (high protection), explosive atmosphere gas/mist/vapor), temperature class T1, explosion subgroup IIA, type of protection bck
<b>X39</b>	Gear unit in ATEX design, suitable for above-ground applications, Zone 1 (category 2 (high protection), explosive atmosphere gas/mist/vapor), temperature class T2, explosion subgroup IIA, type of protection bck
<b>X40</b>	Gear unit in ATEX design, suitable for above-ground applications, Zone 1 (category 2 (high protection), explosive atmosphere gas/mist/vapor), temperature class T3, explosion subgroup IIA, type of protection bck
<b>X41</b>	Gear unit in ATEX design, suitable for above-ground applications, Zone 1 (category 2 (high protection), explosive atmosphere gas/mist/vapor), temperature class T4, explosion subgroup IIA, type of protection bck
<b>X42</b>	Gear unit in ATEX design, suitable for above-ground applications, Zone 1 (category 2 (high protection), explosive atmosphere gas/mist/vapor), temperature class T1, explosion subgroup IIB, type of protection bck
<b>X43</b>	Gear unit in ATEX design, suitable for above-ground applications, Zone 1 (category 2 (high protection), explosive atmosphere gas/mist/vapor), temperature class T2, explosion subgroup IIB, type of protection bck
<b>X44</b>	Gear unit in ATEX design, suitable for above-ground applications, Zone 1 (category 2 (high protection), explosive atmosphere gas/mist/vapor), temperature class T3, explosion subgroup IIB, type of protection bck
<b>X45</b>	Gear unit in ATEX design, suitable for above-ground applications, Zone 1 (category 2 (high protection), explosive atmosphere gas/mist/vapor), temperature class T4, explosion subgroup IIB, type of protection bck
<b>X46</b>	Gear unit in ATEX design, suitable for above-ground applications, Zone 1 (category 2 (high protection), explosive atmosphere gas/mist/vapor), temperature class T1, explosion subgroup IIC, type of protection bck

## Appendix

### Overview of order codes

#### Overview (continued)

Order code	Description
	<b>ATEX version gear units</b> (continued)
<b>X47</b>	Gear unit in ATEX design, suitable for above-ground applications, Zone 1 (category 2 (high protection), explosive atmosphere gas/mist/vapor), temperature class T2, explosion subgroup IIC, type of protection bck
<b>X48</b>	Gear unit in ATEX design, suitable for above-ground applications, Zone 1 (category 2 (high protection), explosive atmosphere gas/mist/vapor), temperature class T3, explosion subgroup IIC, type of protection bck
<b>X49</b>	Gear unit in ATEX design, suitable for above-ground applications, Zone 1 (category 2 (high protection), explosive atmosphere gas/mist/vapor), temperature class T4, explosion subgroup IIC, type of protection bck
<b>X50</b>	Gear unit in ATEX design, suitable for above-ground applications, Zone 2 (category 3 (normal protection), explosive atmosphere gas/mist/vapor), temperature class T1, explosion subgroup IIA, type of protection ck
<b>X51</b>	Gear unit in ATEX design, suitable for above-ground applications, Zone 2 (category 3 (normal protection), explosive atmosphere gas/mist/vapor), temperature class T2, explosion subgroup IIA, type of protection ck
<b>X52</b>	Gear unit in ATEX design, suitable for above-ground applications, Zone 2 (category 3 (normal protection), explosive atmosphere gas/mist/vapor), temperature class T3, explosion subgroup IIA, type of protection ck
<b>X53</b>	Gear unit in ATEX design, suitable for above-ground applications, Zone 2 (category 3 (normal protection), explosive atmosphere gas/mist/vapor), temperature class T4, explosion subgroup IIA, type of protection ck
<b>X54</b>	Gear unit in ATEX design, suitable for above-ground applications, Zone 2 (category 3 (normal protection), explosive atmosphere gas/mist/vapor), temperature class T1, explosion subgroup IIB, type of protection ck
<b>X55</b>	Gear unit in ATEX design, suitable for above-ground applications, Zone 2 (category 3 (normal protection), explosive atmosphere gas/mist/vapor), temperature class T2, explosion subgroup IIB, type of protection ck
<b>X56</b>	Gear unit in ATEX design, suitable for above-ground applications, Zone 2 (category 3 (normal protection), explosive atmosphere gas/mist/vapor), temperature class T3, explosion subgroup IIB, type of protection ck
<b>X57</b>	Gear unit in ATEX design, suitable for above-ground applications, Zone 2 (category 3 (normal protection), explosive atmosphere gas/mist/vapor), temperature class T4, explosion subgroup IIB, type of protection ck
<b>X58</b>	Gear unit in ATEX design, suitable for above-ground applications, Zone 2 (category 3 (normal protection), explosive atmosphere gas/mist/vapor), temperature class T1, explosion subgroup IIC, type of protection ck
<b>X59</b>	Gear unit in ATEX design, suitable for above-ground applications, Zone 2 (category 3 (normal protection), explosive atmosphere gas/mist/vapor), temperature class T2, explosion subgroup IIC, type of protection ck
<b>X60</b>	Gear unit in ATEX design, suitable for above-ground applications, Zone 2 (category 3 (normal protection), explosive atmosphere gas/mist/vapor), temperature class T3, explosion subgroup IIC, type of protection ck
<b>X61</b>	Gear unit in ATEX design, suitable for above-ground applications, Zone 2 (category 3 (normal protection), explosive atmosphere gas/mist/vapor), temperature class T4, explosion subgroup IIC, type of protection ck
	<b>Order codes with required plain text</b>
<b>Y00</b>	RAL color of top coat
<b>Y01</b>	Minimum ambient temperature
<b>Y02</b>	Maximum ambient temperature
<b>Y15</b>	Motor power (kW)
<b>Y16</b>	Motor speed (rpm)
<b>Y20</b>	Input speed SIP $n_1$ (rpm)
<b>Y21</b>	Power rating of driven machine $P_2$ (kW)
<b>Y22</b>	Torque of driven machine $T_2$ (Nm)
<b>Y23</b>	Input power rating SIP $P_1$ (kW)
<b>Y66</b>	Additional order codes available
<b>Y99</b>	Additional text available for product description



At Siemens we are resolutely pursuing the same goal: long-term improvement of your competitive ability. We are committed to this goal. Thanks to our commitment, we continue to set new standards in automation and drive technology. In all industries – worldwide.

At your service locally, around the globe for consulting, sales, training, service, support, spare parts ... on the entire Industry Automation and Drive Technologies range.

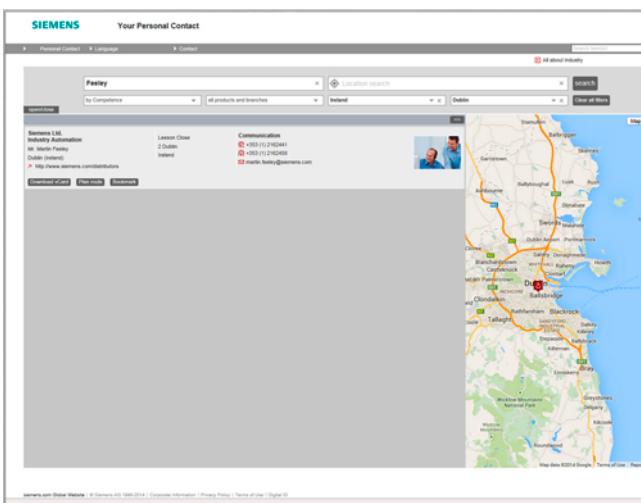
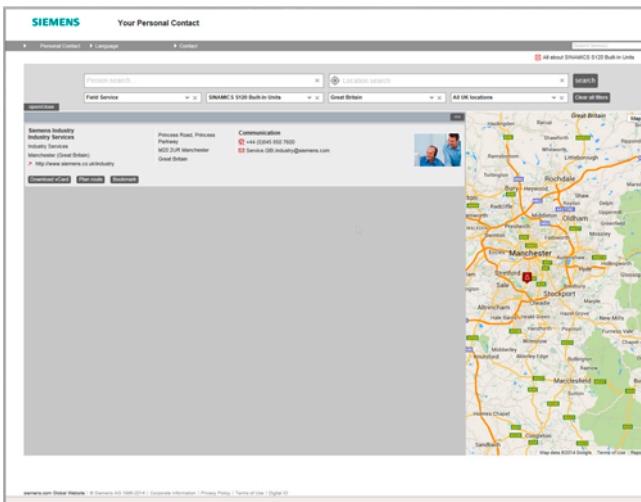
Your personal contact can be found in our Contacts Database at: [www.siemens.com/automation/partner](http://www.siemens.com/automation/partner)

You start by selecting

- the required competence,
- products and branches,
- a country,
- a city

or by a

- location search or
- person search.



## Appendix

### Online Services

#### Information and Ordering Options on the Internet and DVD

##### The Future of Manufacturing on the Internet



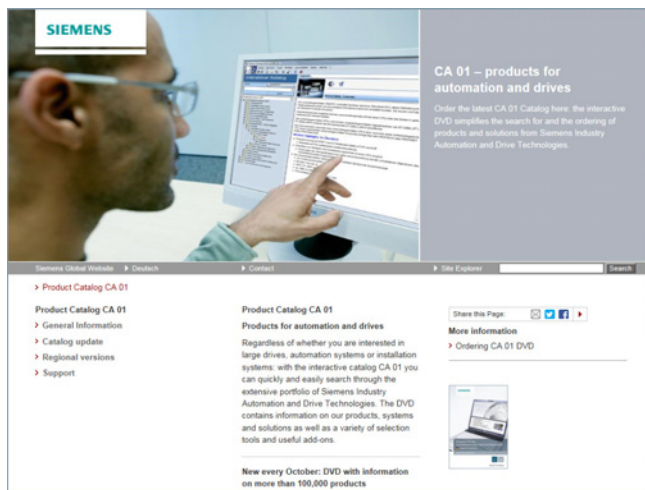
Detailed knowledge of the range of products and services available is essential when planning and engineering automation systems. It goes without saying that this information must always be as up-to-date as possible.

Industry is on the threshold of the fourth industrial revolution as digitization now follows after the automation of production. The goals are to increase productivity and efficiency, speed, and quality. In this way, companies can remain competitive on the path to the future of industry.

You will find everything you need to know about products, systems and services on the internet at:

[www.siemens.com/industry](http://www.siemens.com/industry)

##### Product Selection Using the Interactive CA 01 Automation and Drives Catalog



Detailed information together with user-friendly interactive functions:

The CA 01 interactive catalog covers more than 100,000 products, thus providing a comprehensive overview of the product range provided by Siemens.

You will find everything you need here for solving tasks in the fields of automation, switching, installation and drives. All information is provided over a user interface that is both user-friendly and intuitive.

You can order the CA 01 product catalog from your Siemens sales contact or in the Information and Download Center:

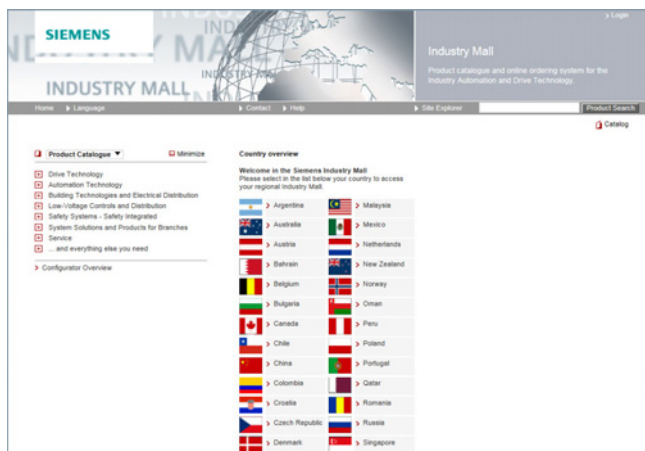
[www.siemens.com/industry/infocenter](http://www.siemens.com/industry/infocenter)

Information about the CA 01 interactive catalog can be found on the Internet at:

[www.siemens.com/automation/ca01](http://www.siemens.com/automation/ca01)

or on DVD.

##### Easy Shopping with the Industry Mall



The Industry Mall is the electronic ordering platform of Siemens AG on the Internet. Here you have online access to a huge range of products presented in an informative and attractive way.

Data transfer via EDIFACT allows the whole procedure, from selection through ordering to tracking and tracing, to be carried out online. Availability checks, customer-specific discounts and bid creation are also possible.

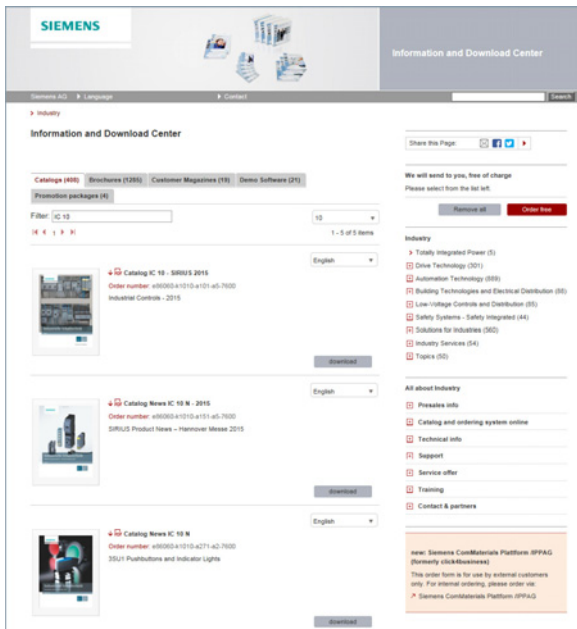
Numerous additional functions are provided for your support. For example, powerful search functions make it easy to select the required products. Configurators enable you to configure complex product and system components quickly and easily. CAx data types are also provided here.

You can find the Industry Mall on the Internet at:

[www.siemens.com/industrymall](http://www.siemens.com/industrymall)



#### Downloading Catalogs



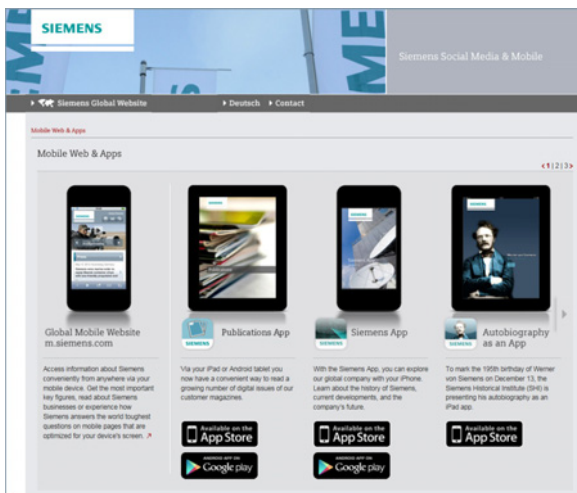
In addition to numerous other useful documents, you can also find the catalogs listed on the back inside cover of this catalog in the Information and Download Center. You can download these catalogs in PDF format without having to register.

The filter dialog above the first catalog displayed makes it possible to carry out targeted searches. If you enter "MD 3" for example, you will find both the MD 30.1 and MD 31.1 catalogs. If you enter "IC 10", both the IC 10 catalog and the associated news or add-ons are displayed.

Visit us at:

[www.siemens.com/industry/infocenter](http://www.siemens.com/industry/infocenter)

#### Social and Mobile Media



Connect with Siemens through social media: visit our social networking sites for a wealth of useful information, demos on products and services, the opportunity to provide feedback, to exchange information and ideas with customers and other Siemens employees, and much, much more. Stay in the know and follow us on the ever-expanding global network of social media.

To find out more about Siemens' current social media activities, visit us at:

[www.siemens.com/socialmedia](http://www.siemens.com/socialmedia)

Or via our product pages at:

[www.siemens.com/automation](http://www.siemens.com/automation) or [www.siemens.com/drives](http://www.siemens.com/drives)

Connect with Siemens Industry at our central access point to read all the news on the future of manufacturing, watch current videos and inform yourself about all the latest industry developments:

[www.siemens.com/future-of-manufacturing/news.html](http://www.siemens.com/future-of-manufacturing/news.html)



Discover the world of Siemens.

We are also constantly expanding our offering of cross-platform apps for smartphones and tablets. You will find the current Siemens apps at the App Store (iOS) or at Google Play (Android):

<https://itunes.apple.com/en/app/siemens/id452698392?mt=8>

<https://play.google.com/store/search?q=siemens>

The Siemens app, for example, tells you all about the history, latest developments and future plans of the company – with informative pictures, fascinating reports and the most recent press releases.

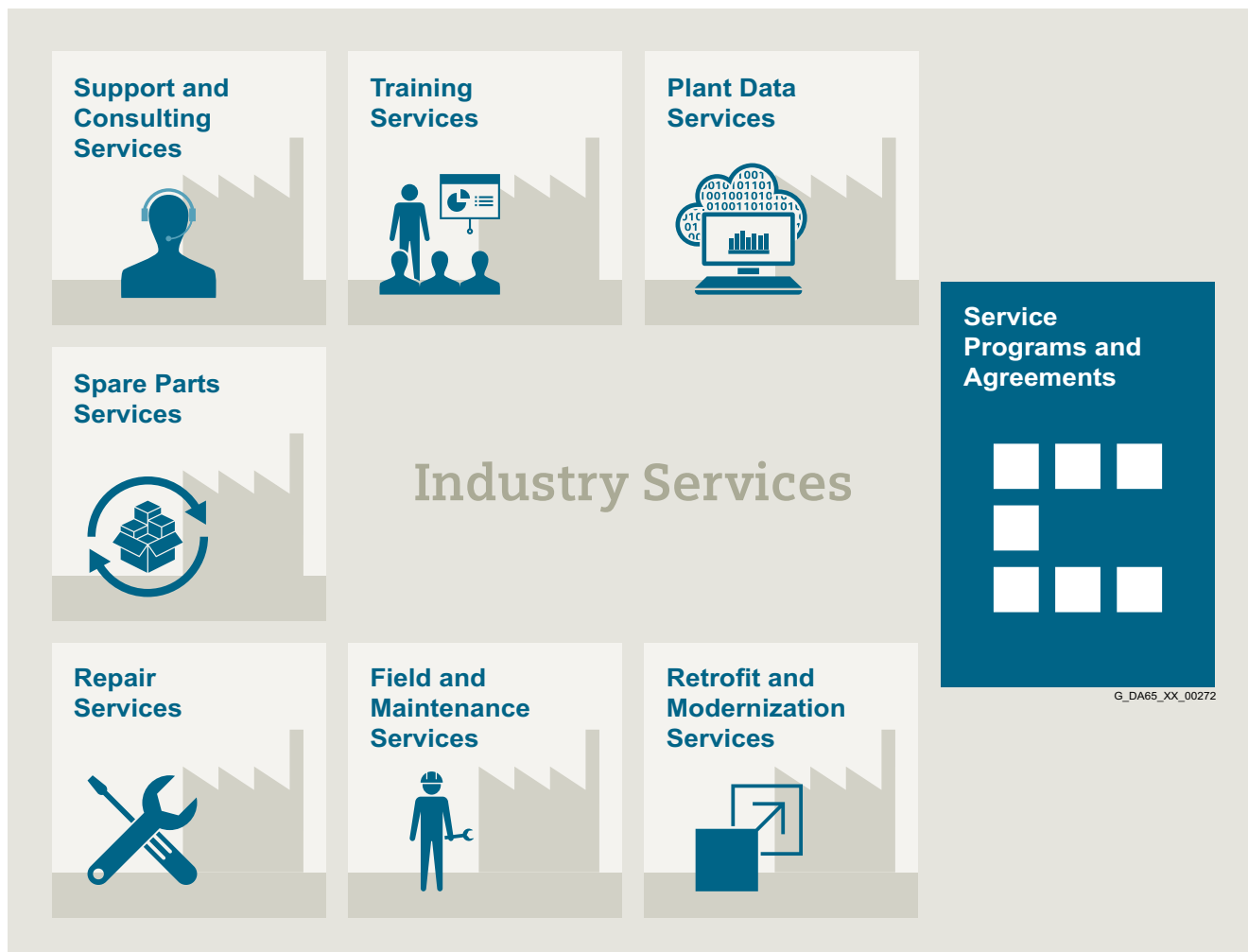


## Appendix

### Industry Services

#### Overview

**Unleash potential – with services from Siemens**



#### **Increase your performance – with Industry Services**

Optimizing the productivity of your equipment and operations can be a challenge, especially with constantly changing market conditions. Working with our service experts makes it easier. We understand your industry's unique processes and provide the services needed so that you can better achieve your business goals.

You can count on us to maximize your uptime and minimize your downtime, increasing your operations' productivity and reliability. When your operations have to be changed quickly to meet a new demand or business opportunity, our services give you the flexibility to adapt. Of course, we take care that your production is protected against cyber threats. We assist in keeping your operations as energy and resource efficient as possible and reducing your total cost of ownership. As a trendsetter, we ensure that you can capitalize on the opportunities of digitalization and by applying data analytics to enhance decision making: You can be sure that your plant reaches its full potential and retains this over the longer lifespan.

You can rely on our highly dedicated team of engineers, technicians and specialists to deliver the services you need – safely, professionally and in compliance with all regulations. We are there for you, where you need us, when you need us.

### Overview

#### Plant Data Services



Make your industrial processes transparent to gain improvements in productivity, asset availability, and energy efficiency.

Production data is generated, filtered and translated with intelligent analytics to enhance decision-making.

This is done whilst taking data security into consideration and with continuous protection against cyber attack threats.

[www.industry.siemens.com/services/global/en/portfolio/plant-data-services/Pages/index.aspx](http://www.industry.siemens.com/services/global/en/portfolio/plant-data-services/Pages/index.aspx)

#### Support and Consulting Services



**Industry Online Support** site for comprehensive information, application examples, FAQs and support requests.

**Technical and Engineering Support** for advice and answers for all inquiries about functionality, handling, and fault clearance.

**Information & Consulting Services**, e.g. SIMATIC System Audit; clarity about the state and service capability of your automation system or Lifecycle Information Services; transparency on the lifecycle of the products in your plants.

[www.industry.siemens.com/services/global/en/portfolio/support-consulting/Pages/index.aspx](http://www.industry.siemens.com/services/global/en/portfolio/support-consulting/Pages/index.aspx)

#### Training Services



From the basics and advanced to specialist skills, SITRAIN courses provide expertise right from the manufacturer – and encompass the entire spectrum of Siemens products and systems for the industry.

Worldwide, SITRAIN courses are available wherever you need a training course in more than 170 locations in over 60 countries.

[www.industry.siemens.com/services/global/en/portfolio/training/Pages/index.aspx](http://www.industry.siemens.com/services/global/en/portfolio/training/Pages/index.aspx)

#### Spare Parts Services



Are available worldwide for smooth and fast supply of spare parts – and thus optimal plant availability. Genuine spare parts are available for up to ten years. Logistic experts take care of procurement, transport, custom clearance, storage and order management. Reliable logistics processes ensure that components reach their destination as needed.

Asset optimization services help you design a strategy for parts supply where your investment and carrying costs are reduced and the risk of obsolescence is avoided.

[www.industry.siemens.com/services/global/en/portfolio/spare\\_parts/Pages/index.aspx](http://www.industry.siemens.com/services/global/en/portfolio/spare_parts/Pages/index.aspx)

## Appendix

### Industry Services

#### Industry Services – Portfolio overview

##### Overview (continued)

#### Repair Services



Are offered on-site and in regional repair centers for fast restoration of faulty devices' functionality.

Also available are extended repair services, which include additional diagnostic and repair measures, as well as emergency services.

[www.industry.siemens.com/services/global/en/portfolio/repair\\_services/Pages/index.aspx](http://www.industry.siemens.com/services/global/en/portfolio/repair_services/Pages/index.aspx)

#### Retrofit and Modernization Services




Provide a cost-effective solution for the expansion of entire plants, optimization of systems or upgrading existing products to the latest technology and software, e.g. migration services for automation systems.

Service experts support projects from planning through commissioning and, if desired over the entire extended lifespan, e.g. Retrofit for Integrated Drive Systems for an extended lifetime of your machines and plants

[www.industry.siemens.com/services/global/en/portfolio/retrofit-modernization/Pages/index.aspx](http://www.industry.siemens.com/services/global/en/portfolio/retrofit-modernization/Pages/index.aspx)

#### Field and Maintenance Services



Siemens specialists are available globally to provide expert field and maintenance services, including commissioning, functional testing, preventive maintenance and fault clearance. All services can be included in customized service agreements with defined reaction times or fixed maintenance intervals.

[www.industry.siemens.com/services/global/en/portfolio/field\\_service/Pages/index.aspx](http://www.industry.siemens.com/services/global/en/portfolio/field_service/Pages/index.aspx)

#### Service Programs and Agreements



A technical Service Program or Agreement enables you to easily bundle a wide range of services into a single annual or multi-year agreement.


You pick the services you need to match your unique requirements or fill gaps in your organization's maintenance capabilities.

Programs and agreements can be customized as KPI-based and/or performance-based contracts.

[www.industry.siemens.com/services/global/en/portfolio/service\\_programs/Pages/index.aspx](http://www.industry.siemens.com/services/global/en/portfolio/service_programs/Pages/index.aspx)

**Overview**


Online Support is a comprehensive information system for all questions relating to products, systems, and solutions that Siemens has developed for industry over time. With more than 300,000 documents, examples and tools, it offers users of automation and drive technology a way to quickly find up-to-date information. The 24-hour service enables direct, central access to detailed product information as well as numerous solution examples for programming, configuration and application.

**Online Support App**


Using the Online Support app, you can access over 300,000 documents covering all Siemens industrial products – anywhere, any time. Regardless of whether you need help implementing your project, fault-finding, expanding your system or are planning a new machine.

You have access to FAQs, manuals, certificates, characteristic curves, application examples, product notices (e.g. announcements of new products) and information on successor products in the event that a product is discontinued.

Just scan the product code printed on the product directly using the camera of your mobile device to immediately see all technical information available on this product at a glance. The graphical CAx information (3D model, circuit diagrams or EPLAN macros) is also displayed. You can forward this information to your workplace using the e-mail function.

The search function retrieves product information and articles and supports you with a personalized suggestion list. You can find your favorite pages – articles you need frequently – under “mySupport”. You also receive selected news on new functions, important articles or events in the News section.

The content, in six languages, is increasingly multimedia-based – and now also available as a mobile app. Online support’s “Technical Forum” offers users the opportunity to share information with each other. The “Support Request” option can be used to contact Siemens’ technical support experts. The latest content, software updates, and news via newsletters and Twitter ensure that industry users are always up to date.

[www.siemens.com/industry/onlinesupport](http://www.siemens.com/industry/onlinesupport)

Scan the QR code  
for information on  
our Online Support  
app.



The app is available free of charge from the Apple App Store (iOS) or from Google Play (Android).

<https://support.industry.siemens.com/cs/ww/en/sc/2067>

## Appendix

### Notes



<b>A</b>		<b>O</b>	
Ambient conditions .....	1/8	Oil level monitoring .....	9/3
Application .....	9/6	Oil temperature monitoring .....	9/3
<b>C</b>		Online services .....	11/10
Calculation example		Online Support .....	11/13
• Planetary geared motor .....	2/14	Options for installation and attachment parts .....	10/1
• Planetary gear unit without motor .....	2/18	• Gear housing base .....	10/5
Central holes DS in accordance with DIN 332-1 in shaft ends .....	7/2	• Housing torque arm (single arm), oscillation damping .....	10/4
Climatic stress/coating system .....	9/7	• Housing torque arm (single arm), rigid .....	10/3
Coating system .....	9/7	• Motor bell housing for IEC motors .....	10/6
Color selection .....	9/8	Options for operation .....	9/1
Conditions of sale and delivery/export regulations .....	11/18	• Application .....	9/6
Configuring guide		• Climatic stress/coating system .....	9/7
• Calculation examples .....	2/14	• Color selection .....	9/8
• Key to symbols .....	2/8	• Explosion protection as per ATEX .....	9/4
• Service factors .....	2/11	• Factory certificates .....	9/11
• Variable output .....	2/8	• Information about installation .....	9/10
Connection dimensions .....	7/1	• Information about lubricant .....	9/9
Cylindrical shaft ends		• Ordering information .....	9/1
• With keyway .....	7/8	• Oil level monitoring .....	9/3
• With spline in accordance with DIN 5480 .....	7/6	• Oil temperature monitoring .....	9/3
<b>D</b>		• Radial shaft seal .....	9/2
Declaration of compliance with order		• Shaft seals .....	9/2
in accordance with EN 10204-2.1 .....	9/11	• Taconite .....	9/2
Determination of gear unit type and size .....	2/2	Ordering information .....	9/1
Electric motors .....	8/1	Overview tables	
<b>E</b>		• Actual transmission ratio for coaxial planetary geared motors .....	3/3
Explosion protection as per ATEX .....	9/4	• Actual transmission ratio for coaxial planetary gear unit	
<b>F</b>		without motor .....	5/3
Factory certificates .....	9/11	• Actual transmission ratio for right-angled planetary geared motors .....	4/3
Flanged shaft .....	7/7	• Actual transmission ratio for right-angled planetary gear unit	
FLENDER SIP		without motor .....	6/3
• Coaxial planetary geared motors .....	3/1	• Nominal output torques .....	2/12
• Right-angled planetary geared motors .....	4/1	• Power ratings for coaxial planetary geared motors .....	3/3
<b>G</b>		• Power ratings for right-angled planetary geared motors .....	4/3
Gear housing base .....	10/5	• Thermal capacities .....	2/13
Gear unit without motor		<b>P</b>	
• Coaxial planetary geared motors .....	5/1	Parallel keys and parallel keyways .....	7/3
• Right-angled planetary geared motors .....	6/1	Parallel keys .....	7/8
Geared motor		Partner at Siemens .....	11/9
• Coaxial planetary geared motors .....	3/1	Planetary gear unit without motor .....	5/1, 6/1
• Right-angled planetary geared motors .....	4/1	Planetary geared motor .....	3/1, 4/1
<b>H</b>		Preservation .....	1/8
Hollow shafts .....	7/4	<b>R</b>	
Housing torque arm (single arm)		Radial shaft seal .....	9/2
• Oscillation damping .....	10/4	<b>S</b>	
• Rigid .....	10/3	Selection of fit .....	7/3
<b>I</b>		Selection of oil .....	1/7
Information		Selection of the gear units	
• Characteristic features .....	1/2	• Configuring .....	2/2
• General information .....	1/6	• Examples .....	2/14
• Summary of basic types .....	1/2	Shaft misalignment .....	1/6
Information about installation .....	9/10	Shaft seals .....	9/2
Information about lubricant .....	9/9	Spline in accordance with DIN 5480 .....	7/5 ... /76
Introduction .....	1/1	Summary of basic types .....	1/2
<b>M</b>		Symbols used in the dimensioned drawings .....	1/7
Maintenance .....	1/8	<b>T</b>	
Motor bell housing for IEC motors .....	10/6	Taconite .....	9/2
Motors .....	8/1	Technical information .....	1/1, 3/3, 4/3, 5/3, 6/3
Mounting positions .....	1/3 ... 1/5	Technical standards .....	1/6

## Appendix

### Notes



## Appendix

### Conditions of sale and delivery

#### 1. General Provisions

By using this catalog you can acquire hardware and software products described therein from Siemens AG subject to the following Terms and Conditions of Sale and Delivery (hereinafter referred to as "T&C"). Please note that the scope, the quality and the conditions for supplies and services, including software products, by any Siemens entity having a registered office outside Germany, shall be subject exclusively to the General Terms and Conditions of the respective Siemens entity. The following T&C apply exclusively for orders placed with Siemens Aktiengesellschaft, Germany.

##### 1.1 For customers with a seat or registered office in Germany

For customers with a seat or registered office in Germany, the following applies subordinate to the T&C:

- the "General Terms of Payment"<sup>1)</sup> and,
- for software products, the "General License Conditions for Software Products for Automation and Drives for Customers with a Seat or Registered Office in Germany"<sup>1)</sup> and,
- for other supplies and services, the "General Conditions for the Supply of Products and Services of the Electrical and Electronics Industry"<sup>1)</sup>.

##### 1.2 For customers with a seat or registered office outside Germany

For customers with a seat or registered office outside Germany, the following applies subordinate to the T&C:

- the "General Terms of Payment"<sup>1)</sup> and,
- for software products, the "General License Conditions for Software Products for Automation and Drives for Customers with a Seat or Registered Office outside of Germany"<sup>1)</sup> and
- for other supplies and/or services, the "General Conditions for Supplies of Siemens Industry for Customers with a Seat or Registered Office outside of Germany"<sup>1)</sup>.

#### 2. Prices

The prices are in € (Euro) ex point of delivery, exclusive of packaging.

The sales tax (value added tax) is not included in the prices. It shall be charged separately at the respective rate according to the applicable statutory legal regulations.

Prices are subject to change without prior notice. We will charge the prices valid at the time of delivery.

To compensate for variations in the price of raw materials (e.g. silver, copper, aluminum, lead, gold, dysprosium and neodym), surcharges are calculated on a daily basis using the so-called metal factor for products containing these raw materials. A surcharge for the respective raw material is calculated as a supplement to the price of a product if the basic official price of the raw material in question is exceeded.

The metal factor of a product indicates the basic official price (for those raw materials concerned) as of which the surcharges on the price of the product are applied, and with what method of calculation.

An exact explanation of the metal factor can be downloaded at:

[www.siemens.com/automation/salesmaterial-as/catalog/en/terms\\_of\\_trade\\_en.pdf](http://www.siemens.com/automation/salesmaterial-as/catalog/en/terms_of_trade_en.pdf)

To calculate the surcharge (except in the cases of dysprosium and neodym), the official price from the day prior to that on which the order was received or the release order was effected is used.

To calculate the surcharge applicable to dysprosium and neodym ("rare earths"), the corresponding three-month basic average price in the quarter prior to that in which the order was received or the release order was effected is used with a one-month buffer (details on the calculation can be found in the explanation of the metal factor).

#### 3. Additional Terms and Conditions

The dimensions are in mm. In Germany, according to the German law on units in measuring technology, data in inches apply only to devices for export.

Illustrations are not binding.

Insofar as there are no remarks on the individual pages of this catalog - especially with regard to data, dimensions and weights given - these are subject to change without prior notice.

#### 4. Export regulations

We shall not be obligated to fulfill any agreement if such fulfillment is prevented by any impediments arising out of national or international foreign trade or customs requirements or any embargoes and/or other sanctions.

Export of goods listed in this catalog may be subject to licensing requirements. We will indicate in the delivery details whether licenses are required under German, European and US export lists. Goods labeled with "AL" not equal to "N" are subject to European or German export authorization when being exported out of the EU. Goods labeled with "ECCN" not equal to "N" are subject to US re-export authorization.

The export indications can be viewed in advance in the description of the respective goods on the Industry Mall, our online catalog system. Only the export labels "AL" and "ECCN" indicated on order confirmations, delivery notes and invoices are authoritative.

Even without a label, or with label "AL:N" or "ECCN:N", authorization may be required i .a. due to the final disposition and intended use of goods.

If you transfer goods (hardware and/or software and/or technology as well as corresponding documentation, regardless of the mode of provision) delivered by us or works and services (including all kinds of technical support) performed by us to a third party worldwide, you must comply with all applicable national and international (re-)export control regulations.

If required for the purpose of conducting export control checks, you (upon request by us) shall promptly provide us with all information pertaining to the particular end customer, final disposition and intended use of goods delivered by us respectively works and services provided by us, as well as to any export control restrictions existing in this relation.

The products listed in this catalog may be subject to European/German and/or US export regulations. Any export requiring approval is therefore subject to authorization by the relevant authorities.

Errors excepted and subject to change without prior notice.

<sup>1)</sup> The text of the Terms and Conditions of Siemens AG can be downloaded at [www.siemens.com/automation/salesmaterial-as/catalog/en/terms\\_of\\_trade\\_en.pdf](http://www.siemens.com/automation/salesmaterial-as/catalog/en/terms_of_trade_en.pdf)

Further information can be obtained from our branch offices listed at [www.siemens.com/automation/partner](http://www.siemens.com/automation/partner)

<b>Interactive Catalog on DVD</b> Products for Automation and Drives	<i>Catalog</i> <b>CA 01</b>	<b>Low-Voltage Power Distribution and Electrical Installation Technology</b> SENTRON · SIVACON · ALPHA Protection, Switching, Measuring and Monitoring Devices, Switchboards and Distribution Systems Standards-Compliant Components for Photovoltaic Plants Electrical Components for the Railway Industry TÜV-certified Power Monitoring System Components for Industrial Control Panels according to UL Standards 3WT Air Circuit Breakers up to 4000 A 3VT Molded Case Circuit Breakers up to 1600 A <i>Digital: SIVACON System Cubicles, System Lighting and System Air-Conditioning</i> <i>Digital: ALPHA Distribution Systems</i> ALPHA FIX Terminal Blocks SIVACON S4 Power Distribution Boards SIVACON 8PS Busbar Trunking Systems <i>Digital: DELTA Switches and Socket Outlets</i>	<i>Catalog</i> LV 10 LV 11 LV 12 LV 14 LV 16 LV 35 LV 36 LV 50 LV 51 LV 52 LV 56 LV 70 ET D1
<b>Building Control</b> GAMMA Building Control	ET G1	<b>Motion Control</b> SINUMERIK 840 Equipment for Machine Tools SINUMERIK 808 Equipment for Machine Tools SINUMERIK 828 Equipment for Machine Tools SIMOTION, SINAMICS S120 & SIMOTICS Equipment for Production Machines <i>Digital: Drive and Control Components for Cranes</i>	NC 62 NC 81.1 NC 82 PM 21 CR 1
<b>Drive Systems</b> SINAMICS G130 Drive Converter Chassis Units SINAMICS G150 Drive Converter Cabinet Units SINAMICS GM150, SINAMICS SM150 Medium-Voltage Converters SINAMICS PERFECT HARMONY GH180 Medium-Voltage Air-Cooled Drives Germany Edition SINAMICS G180 Converters – Compact Units, Cabinet Systems, Cabinet Units Air-Cooled and Liquid-Cooled SINAMICS S120 Chassis Format Units and Cabinet Modules SINAMICS S150 Converter Cabinet Units SINAMICS DCM DC Converter, Control Module SINAMICS DCM Cabinet SINAMICS Inverters for Single-Axis Drives and SIMOTICS Motors SINAMICS G120P and SINAMICS G120P Cabinet pump, fan, compressor converters LOHER VARIO High Voltage Motors Flameproof, Type Series 1PS4, 1PS5, 1MV4 and 1MV5 Frame Size 355 to 1000, Power Range 80 to 7100 kW Three-Phase Induction Motors SIMOTICS HV, SIMOTICS TN • Series H-compact • Series H-compact PLUS High Voltage Three-phase Induction Motors SIMOTICS HV Series A-compact PLUS Three-Phase Induction Motors SIMOTICS HV, Series H-compact Synchronous Motors with Permanent-Magnet Technology, HT-direct DC Motors SIMOREG DC MASTER 6RA70 Digital Chassis Converters SIMOREG K 6RA22 Analog Chassis Converters <i>Digital: SIMOREG DC MASTER 6RM70 Digital Converter Cabinet Units</i> SIMOVERT PM Modular Converter Systems SIEMOSYN Motors MICROMASTER 420/430/440 Inverters MICROMASTER 411/COMBIMASTER 411 <u>Low-Voltage Three-Phase-Motors</u> SIMOTICS Low-Voltage Motors SIMOTICS FD Low-Voltage Motors LOHER Low-Voltage Motors MOTOX Geared Motors SIMOGEAR Geared Motors SIMOGEAR Gearboxes with adapter <u>Mechanical Driving Machines</u> FLENDER Standard Couplings FLENDER High Performance Couplings FLENDER Backlash-free Couplings FLENDER SIP Standard industrial planetary gear units	D 11 D 12 D 15.1 D 18.1 D 21.3 D 23.1 D 23.2 D 31 D 35 D 83.2 D 84.1 D 84.9 D 86.1 D 86.2 DA 12 DA 21.1 DA 21.2 DA 22 DA 45 DA 48 DA 51.2 DA 51.3 D 81.1 D 81.8 D 83.1 D 87.1 MD 50.1 MD 50.11 MD 10.1 MD 10.2 MD 10.3 MD 31.1	<b>Power Supply</b> SITOP Power supply <b>Safety Integrated</b> Safety Technology for Factory Automation <b>SIMATIC HMI / PC-based Automation</b> Human Machine Interface Systems/ PC-based Automation <b>SIMATIC Ident</b> Industrial Identification Systems <b>SIMATIC Industrial Automation Systems</b> Products for Totally Integrated Automation SIMATIC PCS 7 Process Control System System components SIMATIC PCS 7 Process Control System Technology components Add-ons for the SIMATIC PCS 7 Process Control System <b>SIMATIC NET</b> Industrial Communication <b>SIRIUS Industrial Controls</b> <i>Digital: SIRIUS Industrial Controls</i>	KT 10.1 SI 10 ST 80/ ST PC ID 10 ST 70 ST PCS 7 ST PCS 7 T ST PCS 7 AO IK PI IC 10
<b>Process Instrumentation and Analytics</b> <i>Digital: Field Instruments for Process Automation</i> <i>Digital: SIPART Controllers and Software</i> Products for Weighing Technology <i>Digital: Process Analytical Instruments</i> <i>Digital: Process Analytics, Components for Continuous Emission Monitoring</i>	FI 01 MP 31 WT 10 AP 01 AP 11	<b>Information and Download Center</b> Digital versions of the catalogs are available on the Internet at: <a href="http://www.siemens.com/industry/infocenter">www.siemens.com/industry/infocenter</a> There you'll find additional catalogs in other languages. Please note the section "Downloading catalogs" on page "Online services" in the appendix of this catalog.	

Siemens Industriegetriebe GmbH  
Thierbacher Str. 24  
09322 PENIG  
GERMANY

Subject to change without prior notice  
Article No. E86060-K5731-A111-A5-7600  
V6.MKKATA.MDT.206 / Dispo 18407  
KG 0216 4.0 AUM 366 En  
Printed in Germany  
© Siemens AG 2016

The information provided in this catalog contains merely general descriptions or characteristics of performance which in case of actual use do not always apply as described or which may change as a result of further development of the products. An obligation to provide the respective characteristics shall only exist if expressly agreed in the terms of contract. Availability and technical specifications are subject to change without notice.

All product designations may be trademarks or product names of Siemens AG or supplier companies whose use by third parties for their own purposes could violate the rights of the owners.