



OUR INNOVATION MOVES



# TableTop and MatTop Products

Issue 13 • North America



Download the most up-to-date version  
at [www.rexnord.com/documentation](http://www.rexnord.com/documentation)

# Conveniently Accessible Online Information



We realize the success of your business depends on up-to-date product information, superior technical support and customer service. Visit our website, [www.rexnord.com](http://www.rexnord.com), for additional product information, useful tools such as our distributor locator, and technical support options to help your business succeed.

## Patents

3622018, 3701413, 3706200, 3759579, 3773391, 3782527, 3802033, 3804230, 3804232, 3826352, 3854414, 3854574, 3893564, 3902590, 3964800, 3976177, 3994405, 4008798, 4008800, 4018322, 4019627, 4033451, 4096943, 4436200, 4438838, 4441605, 4464151, 4476974, 4586601, 4629063, 4643291, 4682687, 4711605, 4765454, 4805764, 4809846, 4821869, 4823939, 4840269, 4858751, 4858753, 4865183, 4880107, 4893464, 4893709, 4909380, 4958726, 5020659, 5088597, 5096050, 5096053, 5125504, 5131960, 5158505, 5176247, 5186390, 5199197, 5199551, 5215185, 5219065, 5249415, 5253749, 5330045, 5332158, 5335768, 5337886, 5402880, 5429226, 5573106, 5597062, 5634550, 5662211, 5678682, 5678683, 5759304, 5779027, 5816390, 5860511, 5896980, 5960937, 6029802, 6036001, 6079544, 6086495, 6161685, 6164435, 6164439, 6173832, 6177113, 6196375, 6247582, 6247583, 6250459, 6360881, 6367619, 6428436, 6758327, 6840371, 6932211, 6978885, 6945388, 6997309, 7097032, 7132167, 7168557, 7246700, 7293644, 7377380, 9840370, D263211, D263292, D269217, D270201, D270202, D282907, D284640, D286136, D289496, D289497, D289606, D289607, D289608, D289734, D299424, D299425, D332213, EP0286173, EP0509605, EP0700843 EP5199551, 6932211 B2 and RE38543.

## Disclaimers

Friction values are derived from internal lab tests which can show differences compared to values in the field due to the conveyor design, conveyor robustness (how well the conveyors are built), temperature, humidity, speed, contamination, length chain has been in service, conveyed product material, design of conveyed product, recycled conveyed product vs new, cleaning procedure, etc.

Actual chain color can slightly vary from chain to chain, and within the same chain series itself. These variations are normal in the manufacturing of plastic components and are only cosmetic in nature. They do not affect the integrity or performance of the product.

Dimensions are subject to change.

Certified dimensions of ordered products are furnished upon request.

The contents of this catalog may not be reproduced in whole or in part without consent of the copyright owner.

Rexnord® is continually investigating methods of improving products and introducing new technologies, and therefore reserves the right to modify data and features shown in this catalog at any time.

For updated information, please visit our web site at [www.rexnord.com](http://www.rexnord.com).



# Customer-focused Solutions. Reliable Performance. Trusted Brands.

Rexnord TableTop® Chain

Rexnord MatTop® Chain

Rexnord Materials

Rexnord FlatTop Conveyor Chain and Components are leading-edge solutions designed to continuously improve productivity for customers in every application. With more than 120 years of experience, Rexnord offers the broadest selection of high-quality chain, components, sprockets and accessories available in the world. Our team of experienced application engineers and industry experts is committed to helping you select the ideal product for your application.


Our dedication to new product development enables us to provide innovative product solutions for our customers' most demanding application requirements. Every chain, belt and component stamped with a Rexnord brand has undergone extensive research and quality testing, ensuring our customers' conveying needs will be met with the most economical, efficient and reliable means possible.

# Table of Contents

<b>Chain Photo Index</b> .....	<b>3</b>	<b>MatTop Chain</b> .....	<b>172</b>
<b>TableTop Chain</b> .....	<b>7</b>	MatTop Ordering Guidelines.....	173
TableTop Ordering Guidelines.....	8	390 Series.....	174
60 Series.....	9	1000 Series.....	176
66 Series.....	13	1001 Series.....	186
279 Series.....	18	1200 Series.....	188
770 Series.....	21	1500 Series.....	194
815 Series.....	24	1625 Series.....	206
820 Series.....	31	3100 Series.....	208
821 Series.....	35	3120HYB Series.....	218
831 Series.....	41	4700 Series.....	223
843 Series.....	45	5700 Series.....	234
845 Series.....	47	5930 Series.....	245
863 Series.....	49	5960 Series.....	251
879 Series.....	52	5990 Series.....	254
880 Series.....	56	6930 Series.....	264
881 Series.....	63	6990 Series.....	266
882 Series.....	69	6990HYB Series.....	271
883 Series.....	79	7526 Series.....	278
963 Series.....	82	7700 Series.....	281
1040 Series.....	85	7956 Series.....	300
1050 Series.....	89	7960 Series.....	308
1055 Series.....	95	8500 Series.....	316
1673 Series.....	103	Rexnord Chain Width Table (MTW vs Standard Vs Nonstandard) .....	333
1700 Series.....	106	<b>Rexnord Materials</b> .....	<b>335</b>
11701 Series.....	110	Material Index .....	336
1702 Series.....	117	<b>Product Index</b> .....	<b>382</b>
1755 Series.....	120		
1757 Series.....	122		
1765 Series.....	128		
1843 Series.....	131		
1844 Series.....	137		
1863 Series.....	138		
1864 Series.....	141		
1873 Series.....	145		
1874 Series.....	155		
2500 Series.....	162		
2550 Series.....	164		
2560 Series.....	166		
3873 Series.....	168		

# TableTop Chain by Series

## Plastic Straight Running Chains



820

821

831

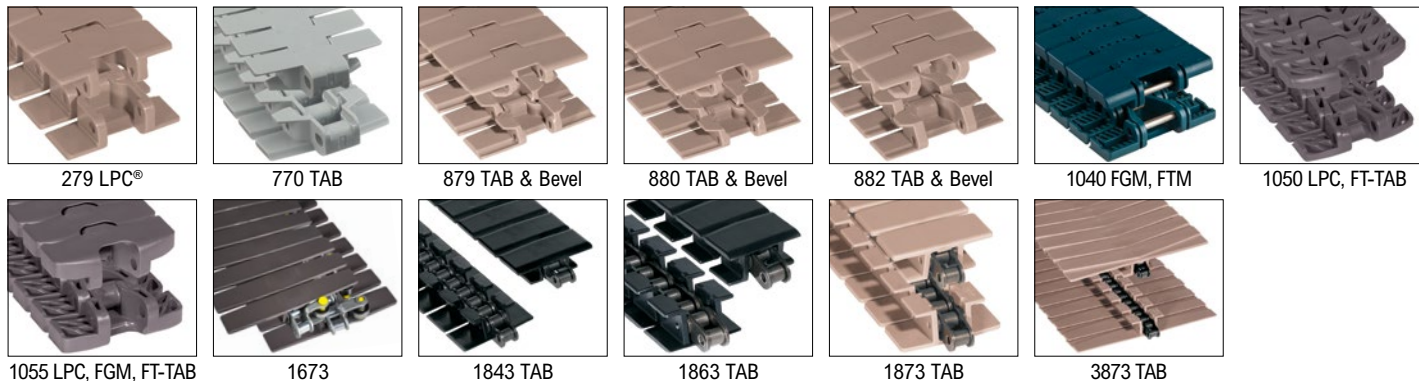
843

845

863

963

## Plastic Side-Flexing Chains



279 LPC®

770 TAB

879 TAB &amp; Bevel

880 TAB &amp; Bevel

882 TAB &amp; Bevel

1040 FGM, FTM

1050 LPC, FT-TAB

1055 LPC, FGM, FT-TAB

1673


1843 TAB

1863 TAB

1873 TAB

3873 TAB

## Metal Straight Running Chains



60


66

815

1844

1864

## Metal Side-flexing Chains




60

66

881 TAB &amp; Bevel

1874 TAB

## SideGrip™ Chains



881 TAB G

882 TAB G

1843 TAB G

1873 TAB G

1874 TAB G

## High Friction Chains



66 RubberTop®

820 RubberTop

821 SuperGrip™

880 RubberTop

882 SuperGrip

1873 SuperGrip

1873 RubberTop



# TableTop Chain by Series

## LBP Chains



821 LBP



LBP 882 TAB



LBP 883 TAB



SWH LBP



SHD LBP



HDF LBP


## Other Chains



821 LBP




815 TAB




880 TAB BO

## Radiused Edge Chains



821 R



882 TAB R

## Multiflex Chains



1700



1701 TAB & Bevel



1702



1755



1757 TAB



1765 ZeroGap™



2500 TAB



2550 TAB



2565 ZeroGap

## Other Chains



1700 AC




1701 TAB AC



HPM1757 TAB



LBP1757 TAB




1757 TAB G




# MatTop Chain by Series


## Solid Top Chains




## Perforated Top Chains




## Open Area Chains



## Raised Rib Chains




## Low Backline Pressure (LBP) Chains




# MatTop Chain by Series


## Side-flexing Chains




1255 (RB, RBT, RBP)




1255 SuperGrip



1265 (RB, RBT, RBP)




1275 (RB, RBT, RBP)




1285 (RB, RBT, RBP)




1625B-TAB




7526




7956 TAB



7956 No TAB




7956 B



7956 GT




7963 NT



7963 ST



7966 B




7966 NT



7966 ST




7963 B



7966 B

## High Friction Chains




1505 RubberTop



3125HYB RubberTop




3185 RubberTop




5705 SuperGrip




7705 RubberTop



7705 MTW SuperGrip




7705 SuperGrip




8505 RubberTop


## Vacuum Chains



4705




5935



8505

## Safety Top



3122HYB




3122HYB MTW



3129



6999



6999HYB





Rexnord TableTop Chain is engineered to satisfy a wide range of conveyor applications for virtually any industry. A large selection of straight running and side-flexing chain are designed to convey flawlessly in even the most demanding environments. Chains formed from metal or molded from thermoplastic are perfect for high-strength and high-speed applications. Narrow widths are ideal for multiple strand and variable speed conveyors. Chain with low backline pressure rollers minimize product damage. Several chain series couple traditional top plates with roller base chain for increased strength and precision.

# Rexnord TableTop Chain

Description	Format	Example 1	Example 2	Example 3	Explanation
<b>Chains</b>					
Material Prefix	...	LF	HP™	LF	Chain material from chain page
Chain Description	...	963 (SS)	882 TAB	882 TAB GRIP	Chain description from chain page
Width Description	-	7.5IN	3.25IN	3.75IN	Chain width from chain page
<b>Pusher Attachments</b>					
Height	F...IN (MM)	-	F2IN	-	Height of pusher
Pitches Between Pushers	T...P	-	T3P	-	1 = every row, 2 = every other row, etc
Side-Indent	N...IN (MM)	-	N1IN	-	Distance from edge of chain to side of pusher
<b>Gripper Attachments</b>					
Gripper Style	...	-	-	D	"D" Style, "J" Style or "FJ" Style
Gripper Material	-	-	-	NEO	EPDM or Neoprene
Gripper Color	-	-	-	BLACK	Black or White
Gripper Hardness	...	-	-	40SH	40 shore, 60 shore, etc.
<b>Sprockets</b>					
Sprocket Description	...	N63	CI821	NS882	Sprocket description
Number of Teeth	-...T	-23T	-9T	-12T	Actual number of teeth
Bore Diameter	...IN (...MM)	1-5/8IN	1IN	30MM	Bore diameter
No. of Keyways	...KW	-	1KW	1KW	Number of keyways required
No. of Setscrews	...SS	-	2SS	-	Number of setscrews required
Bore Type	...Bore	Idler	Shaft-Ready	Shaft-Ready	Bore type

When ordering, please use the guidelines outlined in the chart above to ensure accuracy.

### Chain Guideline Examples:

- LF963 SS-7.5IN** is 963 chain with LF top plates on a stainless steel base chain; width of 7.5in.
- SS1874TAB SS-3.25IN** is stainless steel 874TAB top plates on a stainless steel base chain; width of 3.25in.
- SS1864TAB S-4.5IN** is stainless steel 1864TAB top plates on a steel base chain; width of 4.5in.
- HP882TAB-3.25IN F2IN T3P N1IN** is HP882 TAB chain; width of 3.25in; 2 inch high pushers every 3rd pitch indented 1in.
- LF882TAB GRIP-3.75IN D NEO BK 40SH** is LF882TAB 3.75in wide SideGrip® chain with D style neoprene black 40 shore grippers.
- HP1060FTM-84MM** is HP1060 FTM (FlatTop Magnetflex®) chain; width of 84mm.
- HP820 RT-6IN 1SD60 T1P** is HP820 RT (RubberTop) chain 6in wide with solid dome 60 shore inserts every pitch.
- LF1873TAB SG-7.5IN 1SGD60 T2P** is LF1873TAB SG (SuperGrip) chain 7.5in wide with SuperGrip dome 60 shore inserts every 2nd pitch.

Made-to-order materials require a 50 ft minimum order quantity.

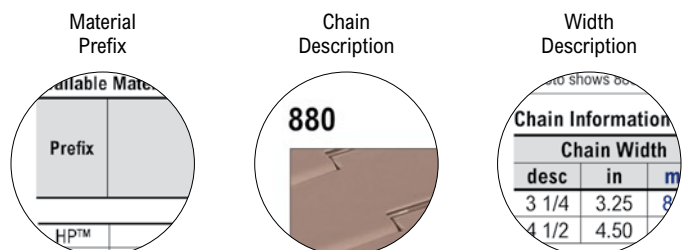
### Sprocket Guideline Examples:

- NS63-23T 1-5/8IN I** is a thermoplastic split NS63 series sprocket with 23 teeth and a 1-5/8in diameter idler bore.
- CI882-9T 1IN 1KW2SS** is a cast iron 882 sprocket with 9 teeth, a 1in round bore with 1 keyway and 2 setscrews.
- NS882-12T 30MM KW** is a thermoplastic split 882 series sprocket with 12 teeth and a 30mm round bore with a keyway.

### Split Sprocket Bore Nomenclature:

- Shaft-Ready** — Tight fit on the shaft with a keyway and setscrew.
- Plain Bore** — Same tight fit bore as a shaft-ready bore, but without keyway and setscrew.
- Idler Bore** — Round bore with a clearance fit (no keyway or setscrew). Designed to spin freely on the shaft.
- Rough Stock Bore** — Wide tolerance bore used for work in process. Not for use on any shaft. Must be further machined for actual use.
- Overbore** — Round bore with a slightly loose fit on the shaft with keyway but no setscrew. Designed to move laterally on the shaft during setup and still transmit torque through the keyway as a drive sprocket in the actual application. Not recommended for axial float in thermal applications.

*If the chain, sprocket or accessory you require is not described within these guidelines, please contact Rexnord for more information.*





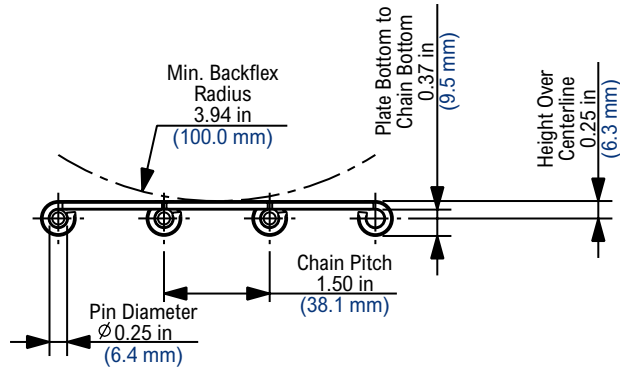
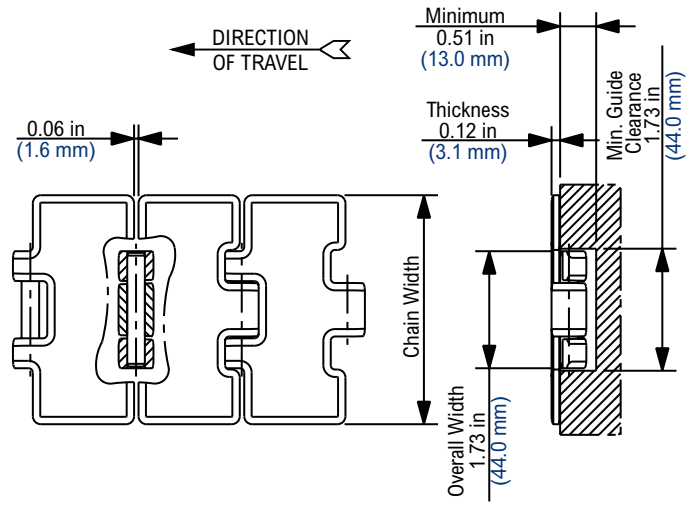
# 60 Straight



Photo shows 60S31XM TableTop Chain in 60 Series Stainless Steel material.

### Chain Information

Chain Width desc	Chain Width		Min. Side-flex Radius		Approximate Weight	
	in	mm	in	mm	lbs/ft	kg/m
3 1/4	3.25	82.6	-	-	1.84	2.74



### Available Materials

Prefix	Chain Material	Standard Pin Material	Temperature						Chain Strength		FDA Approval
			Fahrenheit			Celsius					
			min	max		min	max		lbs	N	
				dry	wet		dry	wet			
<b>Standard Materials</b>											
60	60 Series Stainless Steel	Stainless Steel	-100	800	212	-73	427	100	625	2,780	Yes

### Regulatory Information

Based on the material chemistries, industry standards, and the documentation in the Federal Registry, it is the opinion of Rexnord that the TableTop stainless steel chains can be considered GRAS for direct food contact.

Rexnord and TableTop are trademarks of Rexnord Corporation.

All rights reserved.

### Additional Notes

Stocked in 80 pitch, 10 ft (3.048 m) length strands.

Stainless steel is ferritic.

Chain strength is listed at room temperature. NR = Not Recommended.

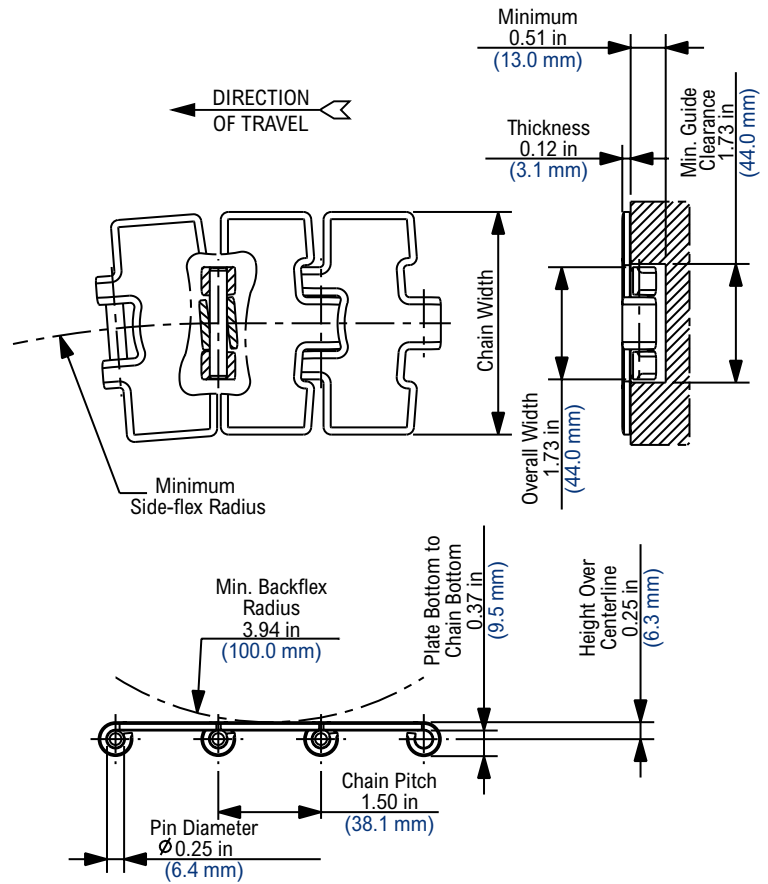
For additional material information, see material portfolio.

60S31XM is Part No. 10139394

## 60 Side-flexing



Photo shows 60M31XM TableTop Chain in 60 Series Stainless Steel material.



### Chain Information

Chain Width		Min. Side-flex Radius		Approximate Weight		
desc	in	mm	in	mm	lbs/ft	kg/m
3 1/4	3.25	82.6	19.69	500.0	1.84	2.74

### Available Materials

Prefix	Chain Material	Standard Pin Material	Temperature						Chain Strength		FDA Approval
			Fahrenheit			Celsius					
			min	max		min	max		lbs	N	
			dry	wet		dry	wet				
<b>Standard Materials</b>											
60	60 Series Stainless Steel	Stainless Steel	-100	800	212	-73	427	100	625	2,780	Yes

### Regulatory Information

Based on the material chemistries, industry standards, and the documentation in the Federal Registry, it is the opinion of Rexnord that the Rexnord TableTop stainless steel chains can be considered GRAS for direct food contact.

Rexnord and TableTop are trademarks of Rexnord Corporation.

All rights reserved.

### Additional Notes

Stocked in 80 pitch, 10 ft (3.048 m) length strands.

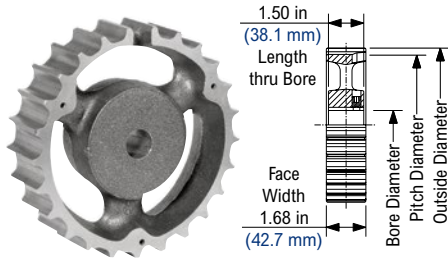
Stainless steel is ferritic.

Chain strength is listed at room temperature. NR = Not Recommended.

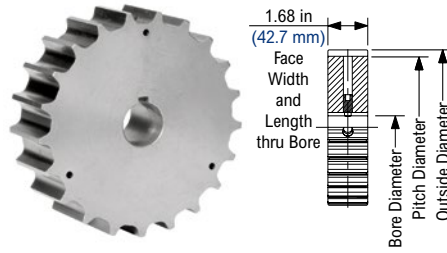
For additional material information, see material portfolio.

60M31XM is Part No. 10139438

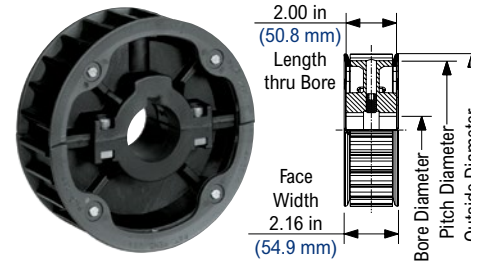
### 815 Cast Iron Arm Body Sprocket



### 815 Cast Iron Block Body Sprocket



### NS815 Thermoplastic Split Sprocket



### 815 Cast Iron Arm Body Sprocket Information

Number of Teeth	Pitch Diameter	Outside Diameter	Bore Diameter (Shaft-Ready)												Bore Diameter (Round)				Approximate Weight	
			Round				Square				in		mm							
			in	mm	min	max	in	mm	min	max	in	mm	min	max	in	mm				
actual	effect	in	mm	in	mm	min	max	min	max	min	max	min	max	min	max	min	max	lbs	kg	
19	9 1/2	4.620	117.35	4.61	117.1	1	1 1/4	20	30	-	-	-	-	1	1 1/4	20	30	3.28	1.49	
20	10	4.854	123.29	4.86	123.4	1	1 1/4	20	30	-	-	-	-	1	1 1/4	20	30	3.81	1.73	
21	10 1/2	5.089	129.26	5.12	130.0	1	1 3/4	20	45	-	-	-	-	1	1 3/4	20	45	4.63	2.10	
22	11	5.324	135.23	5.35	135.9	1	1 3/4	20	45	-	-	-	-	1	1 3/4	20	45	5.12	2.32	
23	11 1/2	5.560	141.22	5.59	142.0	1	1 3/4	20	45	-	-	-	-	1	1 3/4	20	45	5.31	2.41	
24	12	5.796	147.22	5.83	148.1	1	1 3/4	20	45	-	-	-	-	1	1 3/4	20	45	5.41	2.45	
25	12 1/2	6.032	153.21	6.07	154.2	1	1 3/4	20	45	-	-	-	-	1	1 3/4	20	45	5.57	2.53	
27	13 1/2	6.504	165.20	6.56	166.6	1	1 3/4	20	45	-	-	-	-	1	1 3/4	20	45	6.50	2.95	
29	14 1/2	6.978	177.24	7.05	179.1	1	1 3/4	20	45	-	-	-	-	1	1 3/4	20	45	6.72	3.05	
31	15 1/2	7.452	189.28	7.53	191.3	1	1 3/4	20	45	-	-	-	-	1	1 3/4	20	45	6.86	3.11	
41	20 1/2	9.826	249.58	9.93	252.2	1	2 1/2	20	65	-	-	-	-	1	2 1/2	20	65	16.23	7.36	

Shaft-ready round bore sprockets are shipped with keyway and setscrew. Metric shaft-ready round bores are shipped with metric hardware, but without setscrews.

### 815 Cast Iron Block Body Sprocket Information

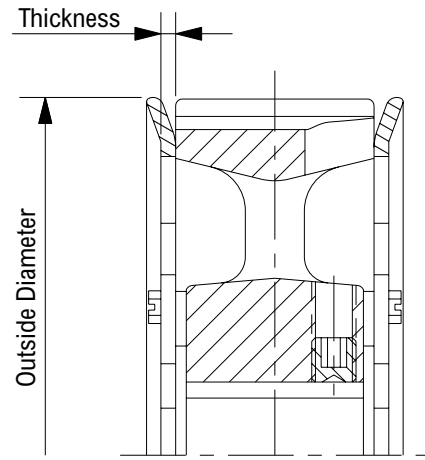
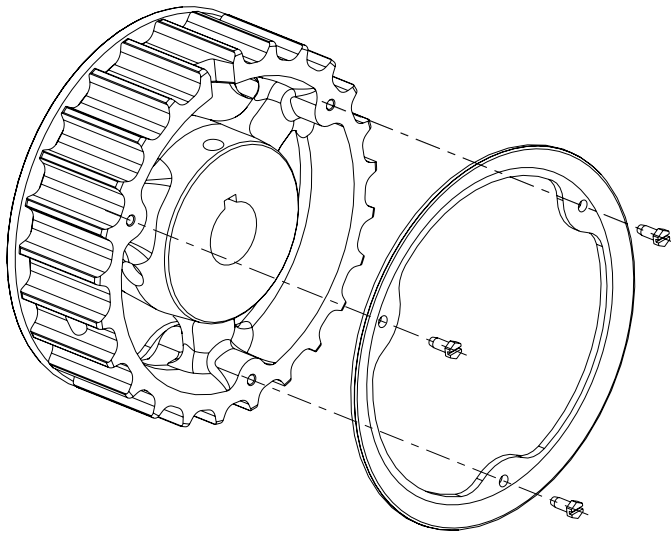
Number of Teeth	Pitch Diameter	Outside Diameter	Bore Diameter (Shaft-Ready)												Bore Diameter (Round)				Approximate Weight	
			Round				Square				in		mm							
			in	mm	min	max	in	mm	min	max	in	mm	min	max	in	mm				
actual	effect	in	mm	in	mm	min	max	min	max	min	max	min	max	min	max	min	max	lbs	kg	
13	6 1/2	3.228	81.99	3.11	79.0	1	1 1/4	20	30	-	-	-	-	1	1 1/4	20	30	2.45	1.11	
15	7 1/2	3.688	93.68	3.63	92.2	1	1 1/4	20	30	-	-	-	-	1	1 1/4	20	30	3.57	1.62	
17	8 1/2	4.152	105.46	4.12	104.6	1	1 11/16	20	40	-	-	-	-	1	1 11/16	20	40	4.83	2.19	
21	10 1/2	5.089	129.26	5.12	130.0	1	2 11/16	20	70	-	-	-	-	1	2 11/16	20	70	4.63	2.10	
25	12 1/2	6.032	153.21	6.07	154.2	1	3 7/16	20	90	-	-	-	-	1	3 7/16	20	90	5.57	2.53	

Shaft-ready round bore sprockets are shipped with keyway and setscrew. Metric shaft-ready round bores are shipped with metric hardware, but without setscrews.

### NS815 Thermoplastic Split Sprocket Information

Number of Teeth	Pitch Diameter	Outside Diameter	Bore Diameter (Shaft-Ready)												Bore Diameter (Idler)				Approximate Weight	
			Round				Square				in		mm							
			in	mm	min	max	in	mm	min	max	in	mm	min	max	in	mm				
actual	effect	in	mm	in	mm	min	max	min	max	min	max	min	max	min	max	min	max	lbs	kg	
21	10 1/2	5.089	129.26	5.12	130.0	1	1 5/8	25	40	-	-	-	-	1	1 5/8	25	40	1.01	0.46	
23	11 1/2	5.560	141.22	5.59	142.0	1	1 5/8	25	40	-	-	-	-	1	1 5/8	25	40	1.19	0.54	
25	12 1/2	6.032	153.21	6.07	154.2	1	2	25	50	-	-	-	-	1	2	25	50	1.39	0.63	
27	13 1/2	6.504	165.20	6.56	166.6	1	1 5/8	25	40	-	-	-	-	1	1 5/8	25	40	1.76	0.80	

Shaft-ready round bore sprockets are shipped with keyway and setscrews. Metric shaft-ready round bore sprockets are shipped with metric hardware but without setscrews. Idler bores are designed to spin freely on the shaft without keyway or setscrews. Supplied with guide rings attached.



**Guide Rings**

Carbon Steel	Stainless Steel	Sprocket Teeth	Outside Diameter		Thickness		Approximate Weight	
			in	mm	in	mm	lbs	kg
10182845	10182847	15-16	3.62	91.9	0.06	1.5	0.23	0.10
10182849	-	17-18	4.11	104.4	0.06	1.5	0.26	0.12
10182877	10182879	19-20	4.58	116.3	0.13	3.3	0.37	0.17
10182861	10182863	21-22	5.09	129.3	0.13	3.3	0.44	0.20
10182857	10182859	23-24	5.56	141.2	0.13	3.3	0.46	0.21
10182865	10182867	25-26	6.04	153.4	0.13	3.3	0.47	0.21
10182869	10182871	27-28	6.53	165.9	0.13	3.3	0.53	0.24
10182873	10182875	29-30	7.02	178.3	0.13	3.3	0.56	0.25
10182853	10182855	31-32	7.50	190.5	0.13	3.3	0.67	0.30
10182881	10182883	41-42	9.89	251.2	0.13	3.3	0.92	0.42

One set = two guide rings and six assembly screws (Part # 10025012).

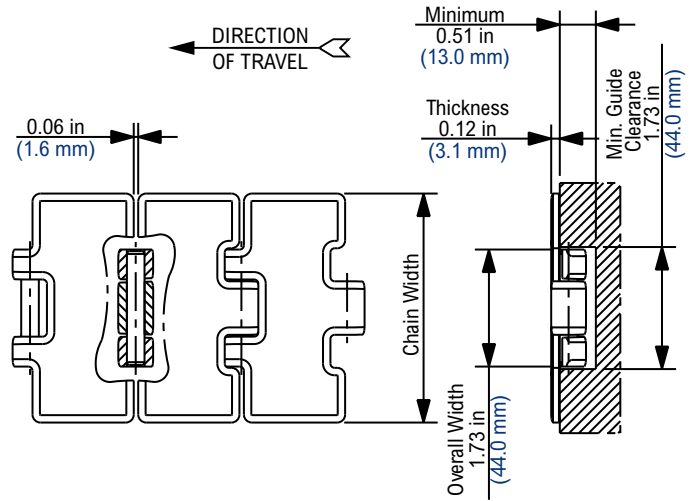
For 815 and 820 Cast Iron sprockets only.



# 66 Straight

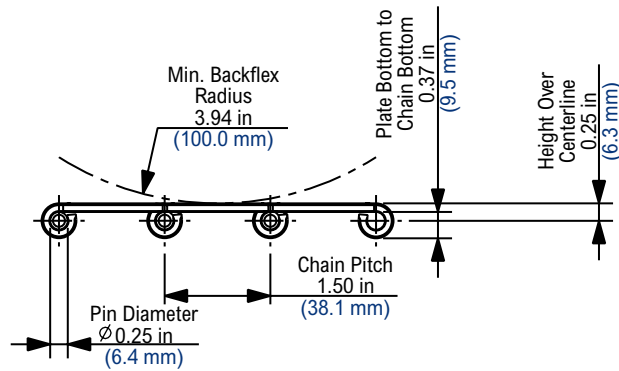


Photo shows 66S84XM TableTop Chain in 66 Series Stainless Steel material.



### Chain Information

Chain Width			Min. Side-flex Radius		Approximate Weight	
desc	in	mm	in	mm	lbs/ft	kg/m
3 1/4	3.25	82.6	-	-	1.84	2.74



### Available Materials

Prefix	Chain Material	Standard Pin Material	Temperature						Chain Strength		FDA Approval
			Fahrenheit			Celsius					
			min	max		min	max				
				dry	wet		dry	wet			
<b>Standard Materials</b>											
66	66 Series Stainless Steel	Ultra Wear Resistant SS	-100	800	212	-73	427	100	625	2,780	Yes

### Regulatory Information

Based on the material chemistries, industry standards, and the documentation in the Federal Registry, it is the opinion of Rexnord that the Rexnord TableTop stainless steel chains can be considered GRAS for direct food contact.

Rexnord and TableTop are trademarks of Rexnord Corporation.

All rights reserved.

### Additional Notes

Stocked in 80 pitch, 10 ft (3.048 m) length strands.

Stainless steel is ferritic.

Chain strength is listed at room temperature. NR = Not Recommended.

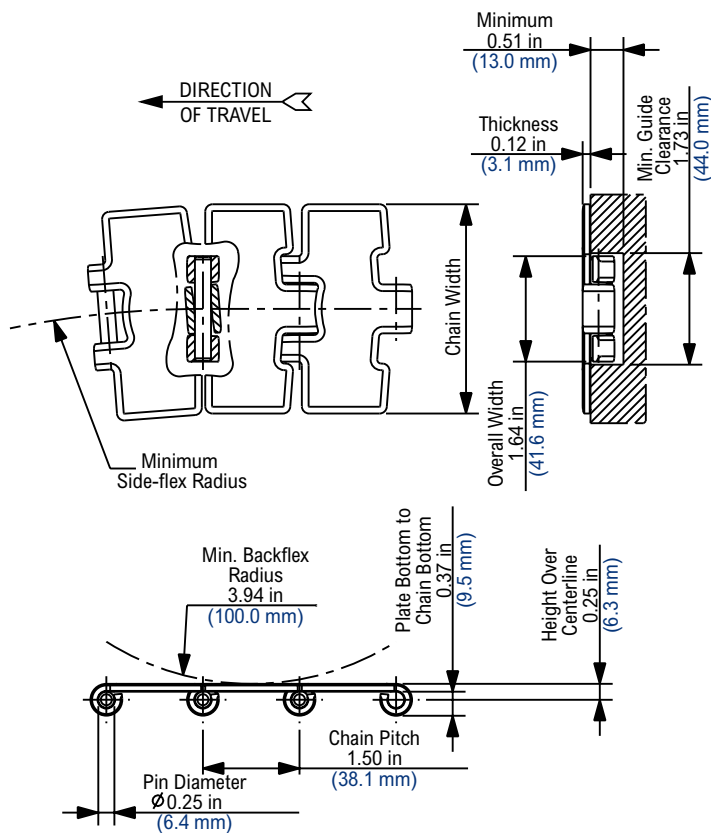
For additional material information, see material portfolio.

66S31XM XHB is Part No. 10139367

## 66 Side-flexing



Photo shows 66M31XHB TableTop Chain in 66 Series Stainless Steel material.



### Chain Information

Chain Width		Min. Side-flex Radius		Approximate Weight		
desc	in	mm	in	mm	lbs/ft	kg/m
3 1/4	3.25	82.6	19.69	500.0	1.84	2.74

### Available Materials

Prefix	Chain Material	Standard Pin Material	Temperature						Chain Strength		FDA Approval
			Fahrenheit			Celsius					
			min	max		min	max		lbs	N	
			dry	wet		dry	wet				
<b>Standard Materials</b>											
66	66 Series Stainless Steel	Ultra Wear Resistant SS	-100	800	212	-73	427	100	625	2,780	Yes

### Regulatory Information

Based on the material chemistries, industry standards, and the documentation in the Federal Registry, it is the opinion of Rexnord that the Rexnord TableTop stainless steel chains can be considered GRAS for direct food contact.

Rexnord, RubberTop and TableTop are trademarks of Rexnord Corporation.

All rights reserved.

U.S. Patents: 7097032, 7243783

### Additional Notes

Stocked in 80 pitch, 10 ft (3.048 m) length strands.

Stainless steel is ferritic.

Chain strength is listed at room temperature. NR = Not Recommended.

For additional material information, see material portfolio.

66M31XM XHB is Part No. 10139430

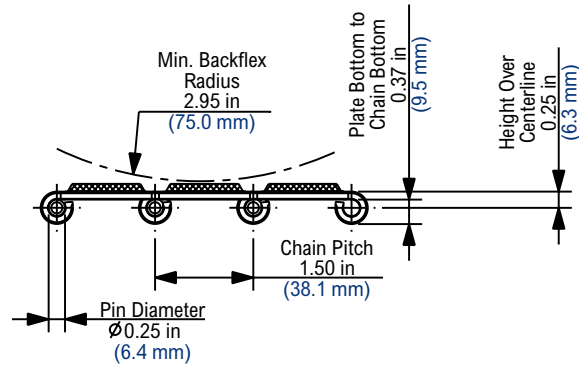
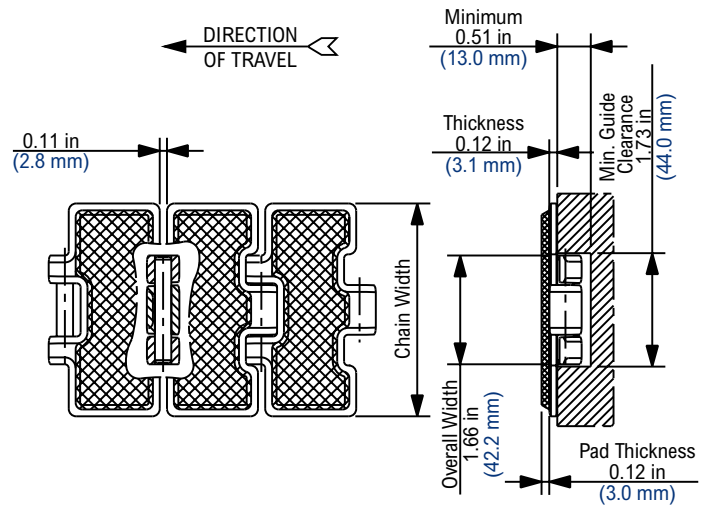
## 66 RubberTop



Photo shows 66S31R TableTop Chain in 66 Series Stainless Steel material.

### Chain Information

Chain Width desc	Chain Width		Min. Side-flex Radius		Approximate Weight	
	in	mm	in	mm	lbs/ft	kg/m
33 1/4	3.25	82.6	-	-	1.88	2.80



### Available Materials

Prefix	Chain Material	Standard Pin Material	Temperature						Chain Strength		FDA Approval
			Fahrenheit			Celsius			lbs	N	
			min	max		min	max				
			dry	wet	NR	dry	wet				
<b>Standard Materials</b>											
66	66 Series Stainless Steel with Rubber Top	Ultra Wear Resistant SS	5	176	NR	-15	80	NR	625	2,780	No

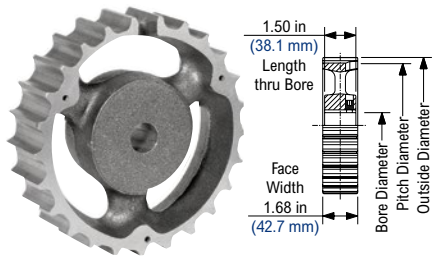
### Regulatory Information

Rexnord, RubberTop and TableTop are trademarks of Rexnord Corporation.  
 All rights reserved.  
 U.S. Patents: 7097032, 7243783

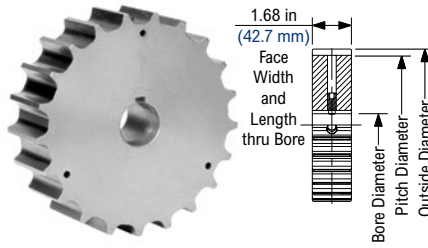
### Additional Notes

Stocked in 80 pitch, 10 ft (3.048 m) length strands.  
 Stainless steel is ferritic.  
 Chain strength is listed at room temperature. NR = Not Recommended.  
 For additional material information, see material portfolio.  
 66S31XM XHB is Part No. 10139365

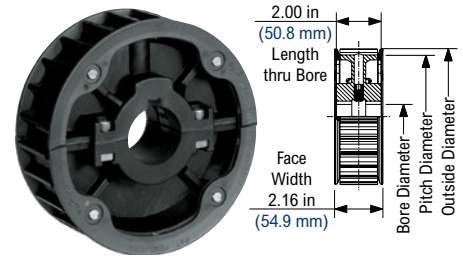
### 815 Semi-Steel Arm Body Sprocket



### 815 Semi-Steel Block Body Sprocket



### NS815 Thermoplastic Split Sprocket



### 815 Semi-Steel Arm Body Sprocket Information

Number of Teeth	Pitch Diameter	Outside Diameter	Bore Diameter (Shaft-Ready)										Bore Diameter (Round)				Approximate Weight		
			Round				Square						in		mm				
			in		mm		in		mm		in		mm		min	max			
actual	effect	in	mm	in	mm	min	max	min	max	min	max	min	max	min	max	min	max	lbs	kg
19	9 1/2	4.620	117.35	4.61	117.1	1	1 1/4	20	30	-	-	-	-	1	1 1/4	20	30	3.28	1.49
20	10	4.854	123.29	4.86	123.4	1	1 1/4	20	30	-	-	-	-	1	1 1/4	20	30	3.81	1.73
21	10 1/2	5.089	129.26	5.12	130.0	1	1 3/4	20	45	-	-	-	-	1	1 3/4	20	45	4.63	2.10
22	11	5.324	135.23	5.35	135.9	1	1 3/4	20	45	-	-	-	-	1	1 3/4	20	45	5.12	2.32
23	11 1/2	5.560	141.22	5.59	142.0	1	1 3/4	20	45	-	-	-	-	1	1 3/4	20	45	5.31	2.41
24	12	5.796	147.22	5.83	148.1	1	1 3/4	20	45	-	-	-	-	1	1 3/4	20	45	5.41	2.45
25	12 1/2	6.032	153.21	6.07	154.2	1	1 3/4	20	45	-	-	-	-	1	1 3/4	20	45	5.57	2.53
27	13 1/2	6.504	165.20	6.56	166.6	1	1 3/4	20	45	-	-	-	-	1	1 3/4	20	45	6.50	2.95
29	14 1/2	6.978	177.24	7.05	179.1	1	1 3/4	20	45	-	-	-	-	1	1 3/4	20	45	6.72	3.05
31	15 1/2	7.452	189.28	7.53	191.3	1	1 3/4	20	45	-	-	-	-	1	1 3/4	20	45	6.86	3.11
41	20 1/2	9.826	249.58	9.93	252.2	1	2 1/2	20	65	-	-	-	-	1	2 1/2	20	65	16.23	7.36

Shaft-ready round bore sprockets are shipped with keyway and setscrew. Metric shaft-ready round bores are shipped with metric hardware, but without setscrews.

### 815 Semi-Steel Block Body Sprocket Information

Number of Teeth	Pitch Diameter	Outside Diameter	Bore Diameter (Shaft-Ready)										Bore Diameter (Round)				Approximate Weight		
			Round				Square						in		mm				
			in		mm		in		mm		in		mm		min	max			
actual	effect	in	mm	in	mm	min	max	min	max	min	max	min	max	min	max	min	max	lbs	kg
13	6 1/2	3.228	81.99	3.11	79.0	1	1 1/4	20	30	-	-	-	-	1	1 1/4	20	30	2.45	1.11
15	7 1/2	3.688	93.68	3.63	92.2	1	1 1/4	20	30	-	-	-	-	1	1 1/4	20	30	3.57	1.62
17	8 1/2	4.152	105.46	4.12	104.6	1	1 11/16	20	40	-	-	-	-	1	1 11/16	20	40	4.83	2.19
21	10 1/2	5.089	129.26	5.12	130.0	1	2 11/16	20	70	-	-	-	-	1	2 11/16	20	70	4.63	2.10
25	12 1/2	6.032	153.21	6.07	154.2	1	3 7/16	20	90	-	-	-	-	1	3 7/16	20	90	5.57	2.53

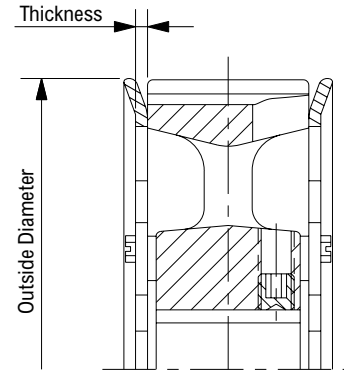
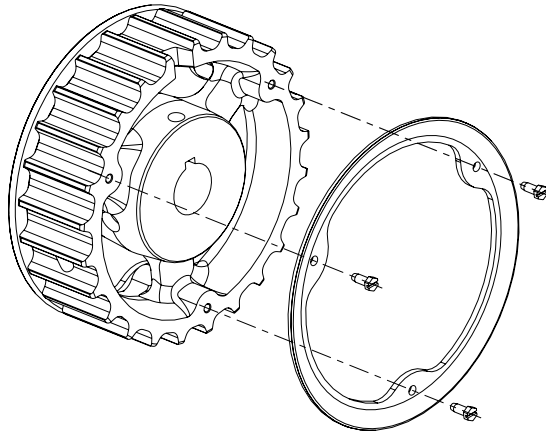
Shaft-ready round bore sprockets are shipped with keyway and setscrew. Metric shaft-ready round bores are shipped with metric hardware, but without setscrews.

### NS815 Thermoplastic Split Sprocket Information

Number of Teeth	Pitch Diameter	Outside Diameter	Bore Diameter (Shaft-Ready)										Bore Diameter (Idler)				Approximate Weight		
			Round				Square						in		mm				
			in		mm		in		mm		in		mm		min	max			
actual	effect	in	mm	in	mm	min	max	min	max	min	max	min	max	min	max	min	max	lbs	kg
21	10 1/2	5.089	129.26	5.12	130.0	1	1 5/8	25	40	-	-	-	-	1	1 5/8	25	40	1.01	0.46
23	11 1/2	5.560	141.22	5.59	142.0	1	1 5/8	25	40	-	-	-	-	1	1 5/8	25	40	1.19	0.54
25	12 1/2	6.032	153.21	6.07	154.2	1	2	25	50	-	-	-	-	1	2	25	50	1.39	0.63
27	13 1/2	6.504	165.20	6.56	166.6	1	1 5/8	25	40	-	-	-	-	1	1 5/8	25	40	1.76	0.80

Shaft-ready round bore sprockets are shipped with keyway and setscrews. Metric shaft-ready round bore sprockets are shipped with metric hardware but without setscrews. Idler bores are designed to spin freely on the shaft without keyway or setscrews. Supplied with guide rings attached.





**Guide Rings**

Carbon Steel	Stainless Steel	Sprocket Teeth	Outside Diameter		Thickness		Approximate Weight	
			in	mm	in	mm	lbs	kg
10182845	10182847	15-16	3.62	91.9	0.06	1.5	0.23	0.10
10182849	-	17-18	4.11	104.4	0.06	1.5	0.26	0.12
10182877	10182879	19-20	4.58	116.3	0.13	3.3	0.37	0.17
10182861	10182863	21-22	5.09	129.3	0.13	3.3	0.44	0.20
10182857	10182859	23-24	5.56	141.2	0.13	3.3	0.46	0.21
10182865	10182867	25-26	6.04	153.4	0.13	3.3	0.47	0.21
10182869	10182871	27-28	6.53	165.9	0.13	3.3	0.53	0.24
10182873	10182875	29-30	7.02	178.3	0.13	3.3	0.56	0.25
10182853	10182855	31-32	7.50	190.5	0.13	3.3	0.67	0.30
10182881	10182883	41-42	9.89	251.2	0.13	3.3	0.92	0.42

One set = two guide rings and six assembly screws (Part # 10025012).

For 815 and 820 semi-steel sprockets only.

## 279 LPC


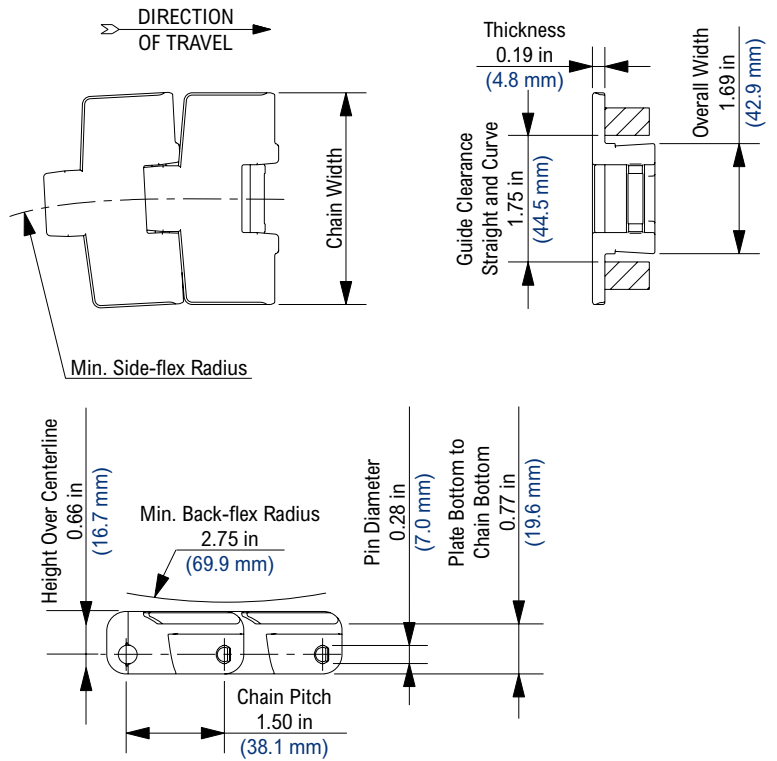


Photo shows 279 LPC TableTop Chain with Low Pin Centerline molded in Low Friction (LF) material.



### Chain Information

desc	Chain Width		Min. Side-flex Radius		Approximate Weight	
	in	mm	in	mm	lbs/ft	kg/m
3 1/4	3.25	82.6	18.00	457.2	0.78	1.16
4 1/2	4.50	114.3	18.00	457.2	0.88	1.31
7 1/2	7.50	190.5	18.00	457.2	1.20	1.79

### Available Materials

Prefix	Chain Material	Standard Pin Material	Temperature						Chain Strength		FDA Approval
			Fahrenheit			Celsius					
			min	max		min	max		lbs	N	
			dry	wet		dry	wet				
<b>Standard Materials</b>											
HP	High Performance	Stainless Steel	-40	180	150	-40	82	66	425	1,890	Yes
LF	Low Friction	Stainless Steel	-40	180	150	-40	82	66	425	1,890	Yes
<b>Non-Standard Materials</b>											
WX	Green Abrasion Resistant Polyamide	Stainless Steel	-40	220	NR	-40	104	NR	425	1,890	No
DKA	Abrasion Resistant Composite	Stainless Steel	0	180	150	-18	82	66	425	1,890	Yes
PSX®	Platinum Series X®	Stainless Steel	-40	180	150	-40	82	66	425	1,890	Yes

### Regulatory Information

The Food and Drug Administration (FDA) accepts certain materials for direct food contact. FDA approved material is compliant to FDA 21 CFR § 177.

Rexnord, TableTop, Platinum Series X, HP, LPC, 279 LPC and PSX are trademarks of Rexnord Corporation.

All rights reserved.

U.S. Patents: 4436200, 5176247

### Additional Notes

Non-Standard products are non-returnable. Minimum order quantity and additional setup charges may also apply.

Stocked in 80 pitch, 10 ft (3.048 m) length strands.

Thermoplastic pins are available on a made-to-order basis.

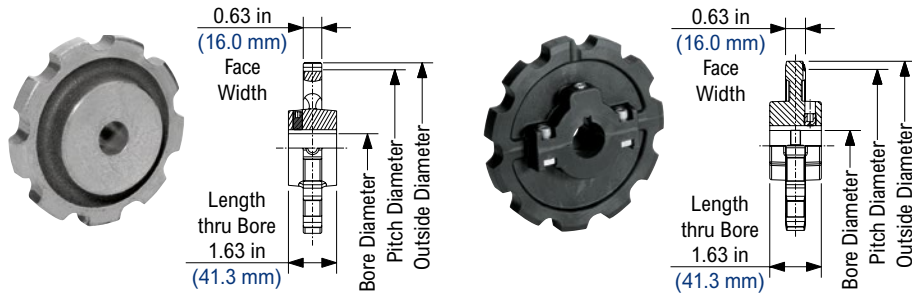
High performance (HPTM) material is offered for the 7-1/2 in (190.5 mm) width only.

Must be used with LPC corner tracks for side-flexing applications. Rexnord curves are recommended for use with these chains because they have the proper profile to maintain chain hold-down.

Low Pin Centerline (LPC) chain is retained in the corners without the use of bevels, TABs or magnets, and can be lifted vertically out of the corners for cleaning and/or maintenance.

Chain strength is listed at room temperature. NR = Not Recommended.

For additional material information, see material portfolio



880 Cast Iron Sprocket Information

Number of Teeth		Pitch Diameter		Outside Diameter		Bore Diameter (Shaft-Ready)								Bore Diameter (Round)				Approximate Weight	
						Round				Square				in		mm			
						in		mm		in		mm		in		mm			
actual	effect	min	max	min	max	min	max	min	max	min	max	min	max	min	max	min	max	lbs	kg
9	9	4.386	111.40	4.33	110.0	3/4	1 3/8	20	35	-	-	-	-	3/4	2 1/4	20	55	2.87	1.30
10	10	4.854	123.29	4.82	122.4	3/4	1 1/4	20	30	-	-	-	-	3/4	1 3/4	20	40	3.09	1.40
11	11	5.324	135.23	5.31	134.9	3/4	1 3/8	20	35	-	-	-	-	3/4	2 1/4	20	55	3.31	1.50
12	12	5.796	147.22	5.80	147.3	3/4	1 3/8	20	35	-	-	-	-	3/4	2 1/4	20	55	3.53	1.60
15	15	7.215	183.26	7.26	184.4	3/4	1 3/8	20	35	-	-	-	-	3/4	2 1/4	20	55	4.19	1.90

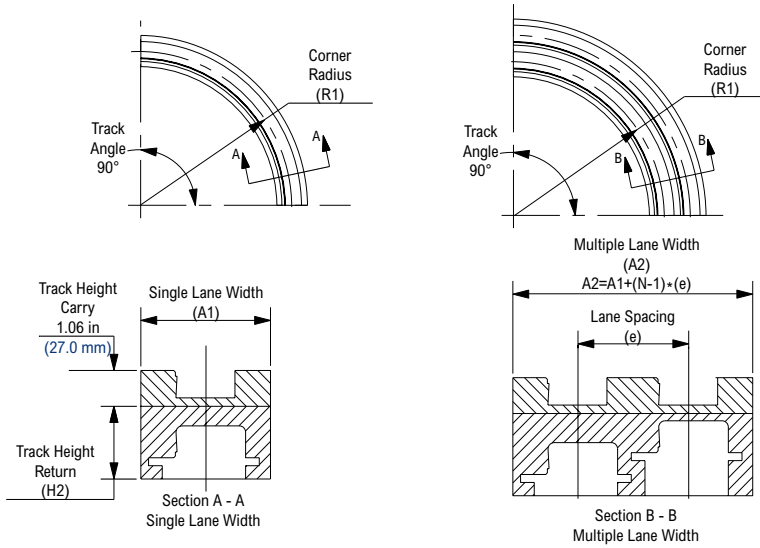
Shaft-ready round bore sprockets are shipped with keyway and setscrew.

NS880 Thermoplastic Split Sprocket Information

Number of Teeth		Pitch Diameter		Outside Diameter		Bore Diameter (Shaft-Ready)								Bore Diameter (Round)				Approximate Weight	
						Round				Square				in		mm			
						in		mm		in		mm		in		mm			
actual	effect	min	max	min	max	min	max	min	max	min	max	min	max	min	max	min	max	lbs	kg
11	11	5.324	135.23	5.30	134.6	1	1 5/8	25	40	-	-	-	-	1	1 3/4	25	45	0.66	0.30
12	12	5.796	147.22	5.80	147.3	1	1 3/4	25	45	-	-	-	-	1	1 3/4	25	45	0.82	0.37

Imperial shaft-ready round bore sprockets are shipped with keyway and setscrew. Metric shaft-ready round bore sprockets are shipped with keyway and no setscrew. Idler bores are designed to spin freely on the shaft.





**279 LPC Corner Tracks**

Corner track kit supplied as one carry and one return.

All Nylatron® corner track kits consist of one Nylatron® carry and one UHMWPE return.

All LPC corner track kits are available on a made-to-order basis.

All 279 LPC UHMWPE corner tracks are black. All Nylatron® corner tracks are gray/black.

For 279 LPC chains only.

Corner Track Kit Number	Carry Part Number	Return Part Number	Chain Width		Corner Radius		Single Lane Width (A1)		Multiple Lane Width (A2)		Lane Spacing (e)		Track Height Return (H2)		Number of Lanes (N)	Approximate Corner Track Kit Weight	
			in	mm	in	mm	in	mm	in	mm	in	mm	in	mm		lbs	kg
<b>UHMWPE (black)</b>																	
KLU413457-1	114-1674-6	114-1673-6	3 1/4	82.6	18.0	457	3.94	100.1	-	-	-	-	2.25	57.2	1	7.40	3.36
KLU413457-2	114-1674-73	114-1673-31					-	-	7.24	183.9	3.30	83.8	2.44	62.0	2	13.70	6.21
KLU413457-3	114-1674-74	114-1673-32					10.54	267.7	3	20.80					9.43		
KLU413457-4	114-1674-75	114-1673-33					13.85	351.8	4	28.20					12.79		
KLU413610-1	114-1674-7	114-1673-7	3 1/4	82.6	24.0	610	3.94	100.1	-	-	-	-	2.25	57.2	1	9.90	4.49
KLU413610-2	114-1674-51	114-1673-34					-	-	7.24	183.9	3.30	83.8	2.44	62.0	2	17.90	8.12
KLU413610-3	114-1674-52	114-1673-35					10.54	267.7	3	26.70					12.11		
KLU413610-4	114-1674-53	114-1673-36					13.85	351.8	4	35.90					16.28		
KLU418457-1	114-1674-68	114-1854-14	4 1/2	114.3	18.0	457	5.31	134.9	-	-	-	-	2.25	57.2	1	11.20	5.08
KLU418457-2	114-1674-76	114-1854-18					-	-	9.87	250.7	4.55	115.6	2.44	62.0	2	22.20	10.07
KLU418457-3	114-1674-77	114-1854-19					14.42	366.3	3	34.30					15.56		
KLU418457-4	114-1674-78	114-1854-20					18.97	481.8	4	47.30					21.45		
KLU418610-1	114-1674-65	114-1854-15	4 1/2	114.3	24.0	610	5.31	134.9	-	-	-	-	2.25	57.2	1	15.00	6.80
KLU418610-2	114-1674-57	114-1854-21					-	-	9.87	250.7	4.55	115.6	2.44	62.0	2	28.28	12.83
KLU418610-3	114-1674-58	114-1854-22					14.42	366.3	3	43.87					19.90		
KLU418610-4	114-1674-59	114-1854-23					18.97	481.8	4	59.74					27.10		
KLU430457-1	114-1674-69	114-3056-4	7 1/2	190.5	18.0	457	8.43	214.1	-	-	-	-	2.25	57.2	1	19.70	8.94
KLU430457-2	114-1674-79	114-4477-1					-	-	15.98	405.9	7.55	191.8	2.44	62.0	2	43.20	19.60
KLU430610-1	114-1674-48	114-3056-1			24.0	610	8.43	214.1	-	-	-	-	2.25	57.2	1	26.20	11.88
KLU430610-2	114-1674-60	114-4477-2					-	-	15.98	405.9	7.55	191.8	2.44	62.0	2	55.30	25.08
KLU430762-1	114-1674-49	114-3056-2	7 1/2	190.5	30.0	762	8.43	214.1	-	-	-	-	2.25	57.2	1	32.80	14.88
KLU430762-2	114-1674-80	114-4477-3					-	-	15.98	405.9	7.55	191.8	2.44	62.0	2	67.50	30.62
<b>Nylatron® (gray/black)</b>																	
KLN413457-1	114-1674-61	114-1673-6	3 1/4	82.6	18.0	457	3.94	100.1	-	-	-	-	2.25	57.2	1	8.00	3.63
KLN413457-2	114-1674-81	114-1673-31					-	-	7.24	183.9	3.30	83.8	2.44	62.0	2	14.90	6.76
KLN413457-3	114-1674-82	114-1673-32					10.54	267.7	3	22.60					10.25		
KLN413457-4	114-1674-83	114-1673-33					13.85	351.8	4	30.70					13.93		
KLN413610-1	114-1674-26	114-1673-7	3 1/4	82.6	24.0	610	3.94	100.1	-	-	-	-	2.25	57.2	1	10.70	4.85
KLN413610-2	114-1674-84	114-1673-34					-	-	7.24	183.9	3.30	83.8	2.44	62.0	2	19.50	8.85
KLN413610-3	114-1674-85	114-1673-35					10.54	267.7	3	29.10					13.20		
KLN413610-4	114-1674-86	114-1673-36					13.85	351.8	4	39.10					17.74		
KLN418457-1	114-1674-70	114-1854-14	4 1/2	114.3	18.0	457	5.31	134.9	-	-	-	-	2.25	57.2	1	12.20	5.53
KLN418457-2	114-1674-90	114-1854-18					-	-	9.87	250.7	4.55	115.6	2.44	62.0	2	24.10	10.93
KLN418457-3	114-1674-91	114-1854-19					14.42	366.3	3	37.40					16.96		
KLN418457-4	114-1674-92	114-1854-20					18.97	481.8	4	51.80					23.50		
KLN418610-1	114-1674-63	114-1854-15	4 1/2	114.3	24.0	610	5.31	134.9	-	-	-	-	2.25	57.2	1	16.20	7.35
KLN418610-2	114-1674-93	114-1854-21					-	-	9.87	250.7	4.55	115.6	2.44	62.0	2	31.30	14.20
KLN418610-3	114-1674-94	114-1854-22					14.42	366.3	3	47.70					21.64		
KLN418610-4	114-1674-95	114-1854-23					18.97	481.8	4	65.20					29.57		
KLN430457-1	114-1674-71	114-3056-4	7 1/2	190.5	18.0	457	8.43	214.1	-	-	-	-	2.25	57.2	1	21.30	9.66
KLN430457-2	114-1674-96	114-4477-1					-	-	15.98	405.9	7.55	191.8	2.44	62.0	2	47.00	21.32
KLN430610-1	114-1674-64	114-3056-1			24.0	610	8.43	214.1	-	-	-	-	2.25	57.2	1	28.40	12.88
KLN430610-2	114-1674-97	114-4477-2					-	-	15.98	405.9	7.55	191.8	2.44	62.0	2	60.10	27.26
KLN430762-1	114-1674-72	114-3056-2	7 1/2	190.5	30.0	762	8.43	214.1	-	-	-	-	2.25	57.2	1	35.60	16.15
KLN430762-2	114-1674-98	114-4477-3					-	-	15.98	405.9	7.55	191.8	2.44	62.0	2	73.30	33.25

\*Nylatron® is a registered trademark of Quadrant Engineering Plastics Products.

# 770 TAB


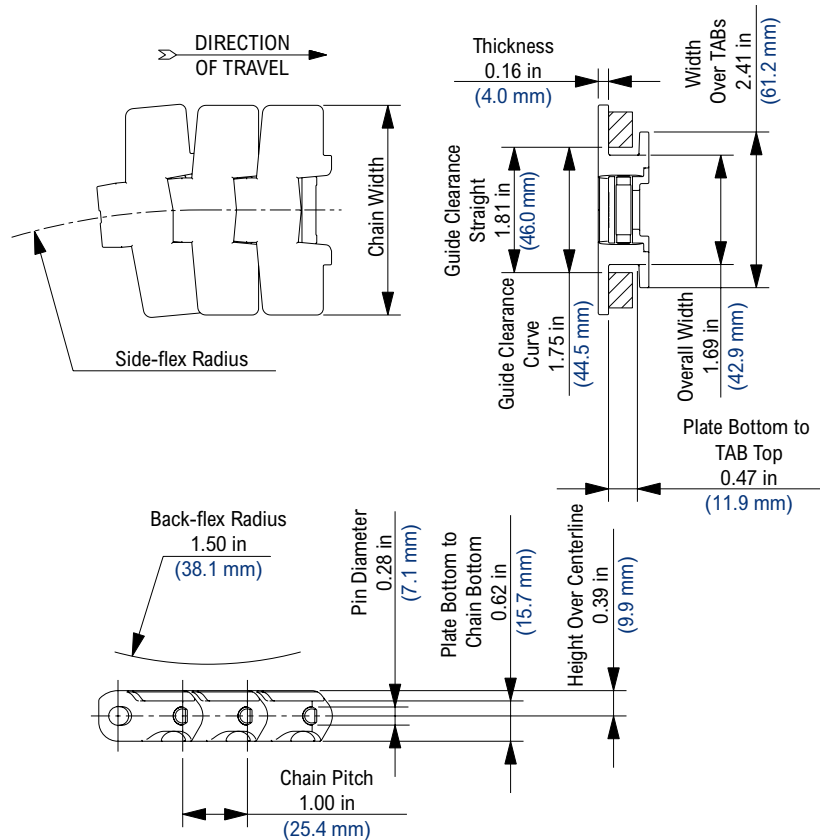


Photo shows 770 TAB TableTop Chain molded in Platinum Series® (PS®) material.

## Chain Information

Chain Width desc	Chain Width		Min. Side-flex Radius		Approximate Weight	
	in	mm	in	mm	lbs/ft	kg/m
3 1/4	3.25	82.6	11.00	279.4	0.84	1.25



## Available Materials

Prefix	Chain Material	Standard Pin Material	Temperature						Chain Strength		FDA Approval
			Fahrenheit			Celsius					
			min	max		min	max		lbs	N	
<b>Standard Materials</b>											
PS	Platinum Series	Stainless Steel	-40	180	150	-40	82	66	425	1,890	Yes
<b>Non-Standard Materials</b>											
HP	High Performance	Stainless Steel	-40	180	150	-40	82	66	425	1,890	Yes
LF	Low Friction	Stainless Steel	-40	180	150	-40	82	66	425	1,890	Yes
AS	Anti-Static	Stainless Steel	0	180	NR	-18	82	NR	255	1,134	No
HCAS	High Capacity Anti-Static	Stainless Steel	0	180	150	-18	82	66	390	1,734	No

## Regulatory Information

The Food and Drug Administration (FDA) accepts certain materials for direct food contact. FDA approved material is compliant to FDA 21 CFR § 177.

Rexnord, TableTop, Platinum Series, HP and PS are trademarks of Rexnord Corporation.

All rights reserved.

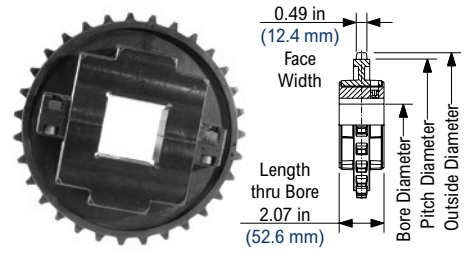
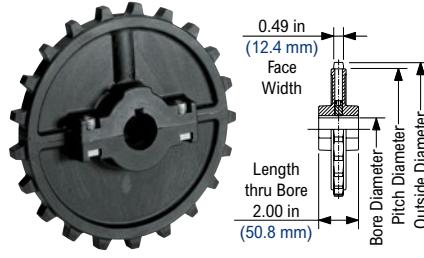
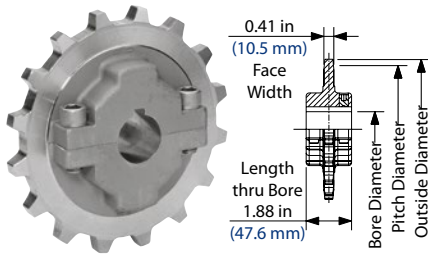
## Additional Notes

Non-Standard products are non-returnable. Minimum order quantity and additional setup charges may also apply.

Stocked in 120 pitch, 10 ft (3.048 m) length strands.

Chain strength is listed at room temperature. NR = Not Recommended.

For additional material information, see material portfolio.



**SSS7700 Stainless Steel Split Sprocket Information**

Number of Teeth	Pitch Diameter	Outside Diameter	Bore Diameter (Shaft-Ready)										Bore Diameter (Round)				Approximate Weight		
			Round				Square						in		mm				
			in	mm	min	max	in	mm	min	max	in	mm	min	max	in	mm			
actual	effect	in	mm	in	mm	min	max	min	max	min	max	min	max	min	max	min	max	lbs	kg
16	16	5.126	130.20	5.14	130.6	1	2	25	50	1	1	25	25	1	2	25	50	3.50	1.59
18	18	5.759	146.28	5.78	146.8	1	2	25	50	1	1	25	25	1	2	25	50	5.00	2.27
21	21	6.710	170.43	6.72	170.7	1	2 1/2	25	60	1	3 1/2*	25	90*	1	3 1/2	25	60	6.00	2.72

Shaft-ready round bore sprockets are shipped with keyway and no setscrew.

\* The 3-1/2 in and 90 mm bores for the 21 tooth square bore sprocket and all round bore sprockets above 1-1/2 in (40 mm) are supplied as machined bores. All other bores are supplied with split bore adapters.

**NS7700 Thermoplastic Split Sprocket Information**

Number of Teeth	Pitch Diameter	Outside Diameter	Bore Diameter (Shaft-Ready)										Bore Diameter (Round)				Approximate Weight		
			Round				Square						in		mm				
			in	mm	min	max	in	mm	min	max	in	mm	min	max	in	mm			
actual	effect	in	mm	in	mm	min	max	min	max	min	max	min	max	min	max	min	max	lbs	kg
16	16	5.126	130.20	5.14	130.6	1	1 5/8	25	40	-	-	-	-	1	1 5/8	25	40	0.73	0.33
18	18	5.759	146.28	5.78	146.8	1	1 5/8	25	40	-	-	-	-	1	1 5/8	25	40	0.84	0.38
21	21	6.710	170.43	6.72	170.7	1	1 5/8	25	40	3 1/2	3 1/2	90	90	1	1 5/8	25	40	0.97	0.44
31	31	9.885	251.08	9.93	252.2	2	4 1/2	50	120	2	4 1/2	50	120	2	4 1/2	50	120	3.72	1.69

Imperial shaft-ready round bore sprockets are shipped with keyway and setscrew. Metric shaft-ready round bore sprockets are shipped with keyway and no setscrew. Idler bores are designed to spin freely on the shaft.

\* The 3-1/2 in and 90 mm square bore are supplied with bore adapters. 1-1/2 in and 40 mm round bore are supplied with bore adapters.

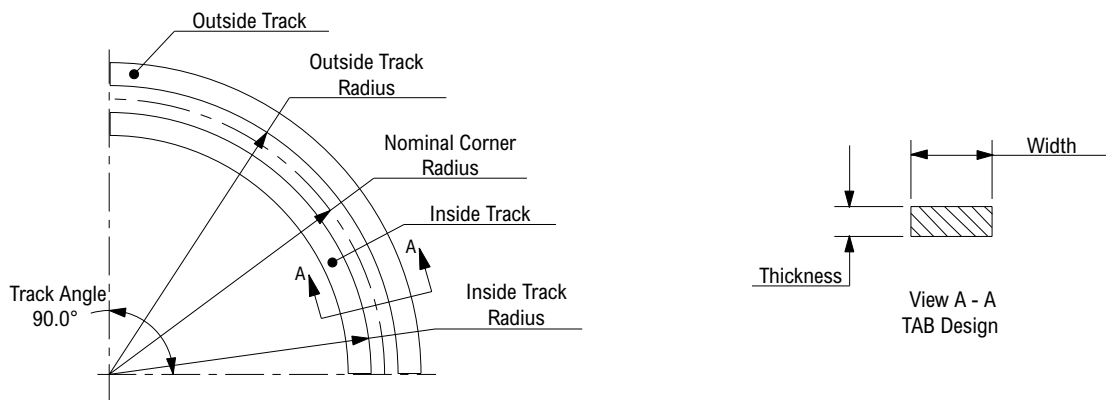
**NS7700 Thermoplastic Split Sprocket with Adapter Information**

Number of Teeth	Pitch Diameter	Outside Diameter	Bore Diameter (Shaft-Ready)										Bore Diameter (Idler)				Approximate Weight		
			Round				Square						in		mm				
			in	mm	min	max	in	mm	min	max	in	mm	min	max	in	mm			
actual	effect	in	mm	in	mm	min	max	min	max	min	max	min	max	min	max	min	max	lbs	kg
21	21	6.710	170.43	6.72	170.7	1 11/16	2 1/2	25	65	1	3	25	75	1 11/16	3	25	75	0.97	0.44
31	31	9.885	251.08	9.93	252.2	1	1 15/16	25	45	1	1 1/2	25	40	1	1 15/16	25	40	3.72	1.69

Imperial shaft-ready round bore sprockets are shipped with keyway and setscrew. Metric shaft-ready round bore sprockets are shipped with keyway and no setscrew. Idler bores are designed to spin freely on the shaft.

\* The 3-1/2 in and 90 mm square bore are supplied with bore adapters. 1-1/2 in and 40 mm round bore are supplied with bore adapters.



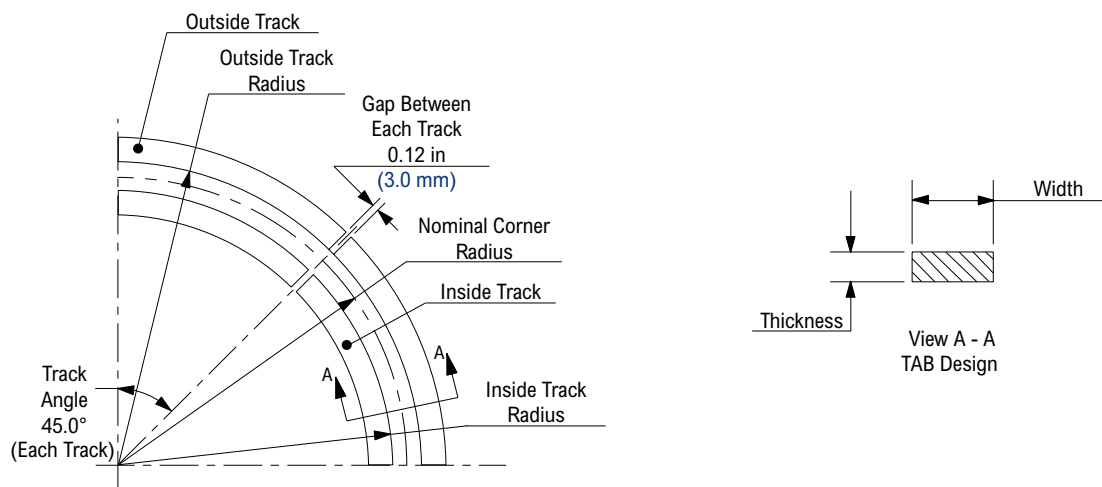


**Corner Track (Two Piece)**

Corner Track Kit Number	Part Number	Accommodates Top Plate Width		Nominal Corner Radius		Inside Track Radius		Outside Track Radius		Thickness		Width		Material	Color	Approximate Corner Track Kit Weight	
		in	mm	in	mm	in	mm	in	mm	in	mm	in	mm			lbs	kg
<b>TAB Design</b>																	
N18R3	10178062	3 1/4	82.6	18	457	17.1	434	18.9	480	0.375	9.5	1.5	38.1	Nylatron <sup>‡</sup>	Black	1.28	0.58
U18R3	10178904	3 1/4	82.6	18	457	17.1	434	18.9	480	0.375	9.5	1.5	38.1	UHMWPE	White	1.28	0.58
ULF18R3	10400636	3 1/4	82.6	18	457	17.1	434	18.9	480	0.375	9.5	1.5	38.1	ULF™	Brown/Red	1.06	0.48
N24R3	10178064	All	All	24	610	23.1	587	24.9	632	0.375	9.5	1.5	38.1	Nylatron <sup>‡</sup>	Black	1.71	0.78
U24R3	10178909	All	All	24	610	23.1	587	24.9	632	0.375	9.5	1.5	38.1	UHMWPE	White	1.71	0.78
ULF24R3	10400637	All	All	24	610	23.1	587	24.9	632	0.375	9.5	1.5	38.1	ULF	Brown/Red	1.41	0.64

Corner track kit supplied as one 90° inside and one 90° outside track, which can be used as either carry or return.

<sup>‡</sup>Nylatron® is a registered trademark of Quadrant Engineering Plastics Products.



**Corner Track (Four Piece)**

Corner Track Kit Number	Part Number	Accommodates Top Plate Width		Nominal Corner Radius		Inside Track Radius		Outside Track Radius		Thickness		Width		Material	Color	Approximate Corner Track Kit Weight	
		in	mm	in	mm	in	mm	in	mm	in	mm	in	mm			lbs	kg
<b>TAB Design</b>																	
N30R3	10178067	All	All	30.0	762	29.2	742	30.8	782	0.375	9.5	1.50	38.1	Nylatron <sup>‡</sup>	Black	2.13	0.97
U30R3	10178911	All	All	30.0	762	29.2	742	30.8	782	0.375	9.5	1.50	38.1	UHMWPE	White	2.13	0.97
ULF30R3	10400638	All	All	30.0	762	29.2	742	30.8	782	0.375	9.5	1.50	38.1	ULF	Brown/Red	1.76	0.80

Corner track kit supplied as two 45° inside and two 45° outside track, which can be used as either carry or return.

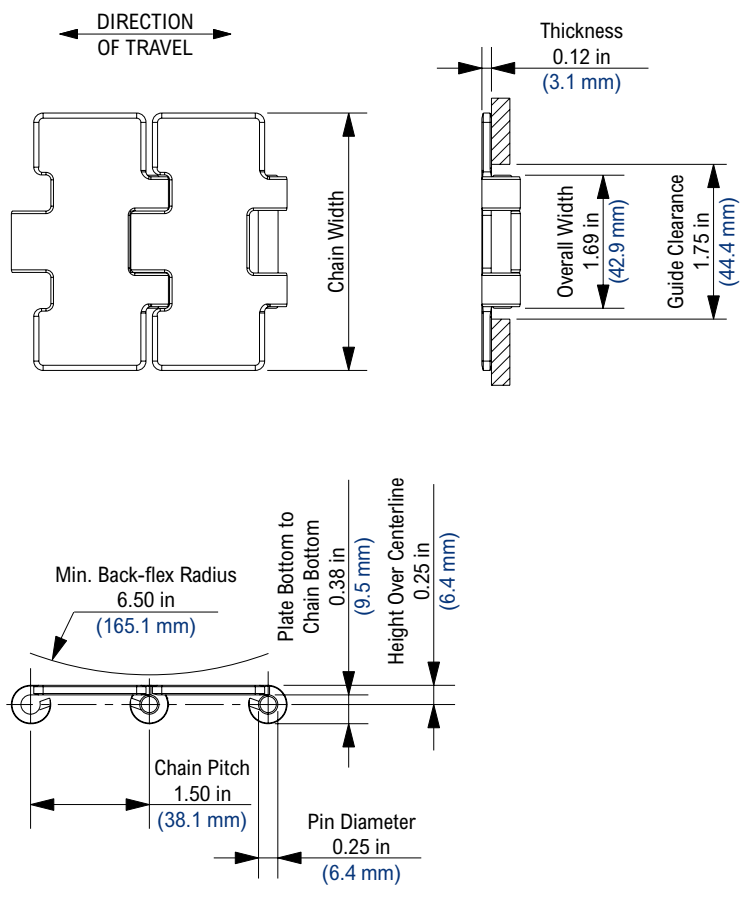
All 770TAB corner tracks are available on a made to order basis.

<sup>‡</sup>Nylatron® is a registered trademark of Quadrant Engineering Plastics Products.

# 815



Photo shows 815 TableTop Chain in Stainless Steel (SS) material.



### Chain Information

Chain Width	Chain Width		Min. Side-flex Radius		Approximate Weight	
	desc	in	mm	in	mm	lbs/ft
2 1/4	2.25	57.2	-	-	1.43	2.13
2 5/8	2.63	66.7	-	-	1.60	2.38
3 1/4	3.25	82.6	-	-	1.84	2.74
4	4.00	101.6	-	-	2.14	3.19
4 1/2	4.50	114.3	-	-	2.34	3.49
6	6.00	152.4	-	-	2.94	4.38
7 1/2	7.50	190.5	-	-	3.54	5.27

### Available Materials

Prefix	Chain Material	Standard Pin Material	Temperature						Chain Strength		FDA Approval
			Fahrenheit			Celsius					
			min	max		min	max		lbs	N	
<b>Standard Materials</b>											
S	Carbon Steel	Carbon Steel	-40	350	NR	-40	177	NR	625	2,780	No
SS	Stainless Steel	Stainless Steel	-100	800	212	-73	427	100	625	2,780	Yes
<b>Non-Standard Materials</b>											
SSB	Stainless Steel Low Magnetic	Stainless Steel	-100	800	212	-73	427	100	625	2,780	Yes

### Regulatory Information

Based on the material chemistries, industry standards, and the documentation in the Federal Registry, it is the opinion of Rexnord that the Rexnord TableTop stainless steel chains can be considered GRAS for direct food contact. Rexnord and TableTop are trademarks of Rexnord Corporation. All rights reserved.

### Additional Notes

Non-Standard products are non-returnable. Minimum order quantity and additional setup charges may also apply. Stocked in 80 pitch, 10 ft (3.048 m) length strands. Stainless steel is austenitic. Chain strength is listed at room temperature. NR = Not Recommended. For additional material information, see material portfolio.

# 815 TAB


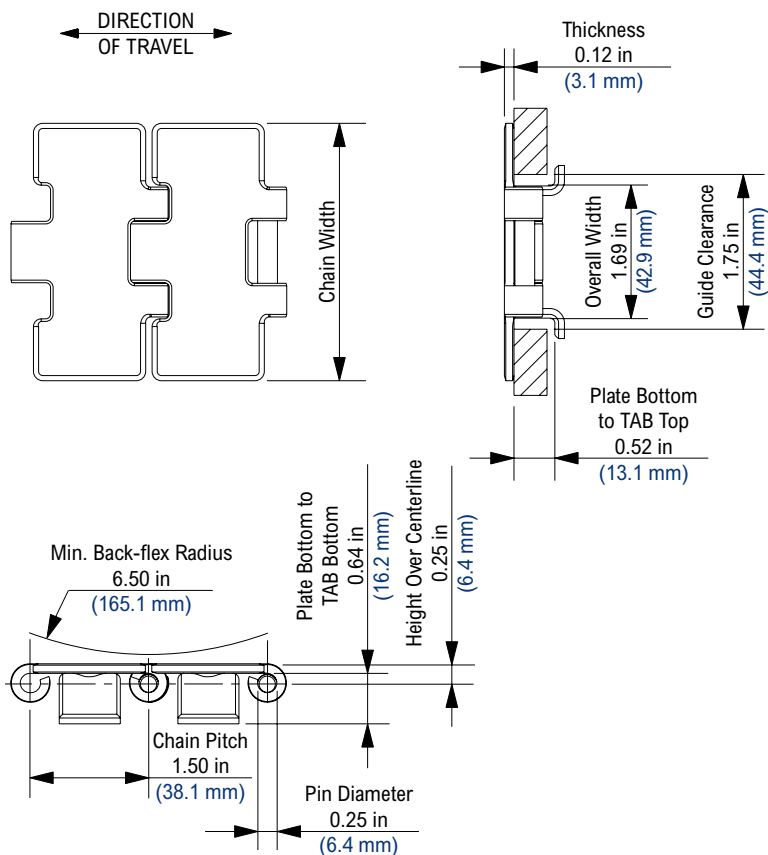


Photo shows 815 TAB TableTop Chain in Carbon Steel (S) material.



## Chain Information

desc	Chain Width		Min. Side-flex Radius		Approximate Weight	
	in	mm	in	mm	lbs/ft	kg/m
3 1/4	3.25	82.6	-	-	2.12	3.16
4 1/2	4.50	114.3	-	-	2.62	3.90
7 1/2	7.50	190.5	-	-	3.82	5.69

## Available Materials

Prefix	Chain Material	Standard Pin Material	Temperature						Chain Strength		FDA Approval
			Fahrenheit			Celsius					
			min	max		min	max		lbs	N	
<b>Non-Standard Materials</b>											
S	Carbon Steel	Carbon Steel	-40	350	NR	-40	177	NR	625	2,780	No
SS	Stainless Steel	Stainless Steel	-100	800	212	-73	427	100	625	2,780	Yes

## Regulatory Information

Based on the material chemistries, industry standards, and the documentation in the Federal Registry, it is the opinion of Rexnord that the Rexnord TableTop stainless steel chains can be considered GRAS for direct food contact.

Rexnord and TableTop are trademarks of Rexnord Corporation.

All rights reserved.

## Additional Notes

Non-Standard products are non-returnable. Minimum order quantity and additional setup charges may also apply.

Stocked in 80 pitch, 10 ft (3.048 m) length strands.

Stainless steel is austenitic.

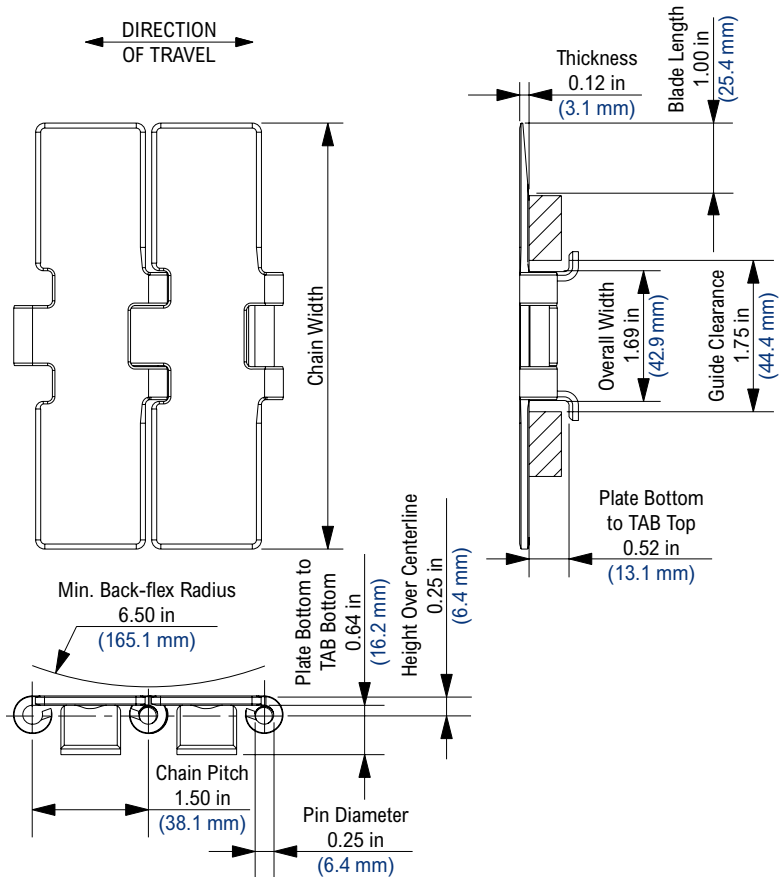

Rexnord 815 TAB TableTop Chain utilizes 881 series sprockets only.

Chain strength is listed at room temperature. NR = Not Recommended.

For additional material information, see material portfolio.



## 815 TAB Transfer



### Chain Information

Chain Width	Chain Width		Min. Side-flex Radius		Approximate Weight	
	desc	in	mm	in	mm	lbs/ft
7 1/2	7.50	190.5	-	-	3.75	5.59

### Available Materials

Prefix	Chain Material	Standard Pin Material	Temperature						Chain Strength		FDA Approval
			Fahrenheit			Celsius			lbs	N	
			min	max		min	max				
			dry	wet		dry	wet				
<b>Non-Standard Materials</b>											
SS	Stainless Steel	Stainless Steel	-100	800	212	-73	427	100	625	2,780	Yes

### Regulatory Information

Based on the material chemistries, industry standards, and the documentation in the Federal Registry, it is the opinion of Rexnord that the Rexnord TableTop stainless steel chains can be considered GRAS for direct food contact.

Rexnord and TableTop are trademarks of Rexnord Corporation.

All rights reserved.

### Additional Notes

Non-Standard products are non-returnable. Minimum order quantity and additional setup charges may also apply.

Stocked in 80 pitch, 10 ft (3.048 m) length strands.

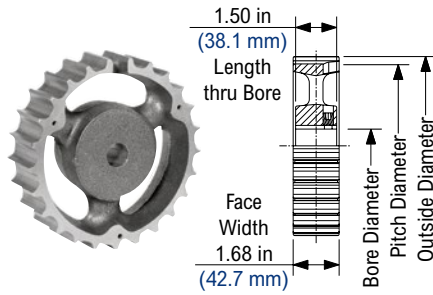
Stainless steel is austenitic.

Rexnord 815 TAB TableTop Chain with Transfer Top Plate utilizes 881 series sprockets only.

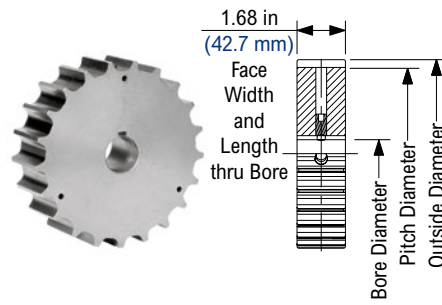
Chain strength is listed at room temperature. NR = Not Recommended

For additional material information, see material portfolio.

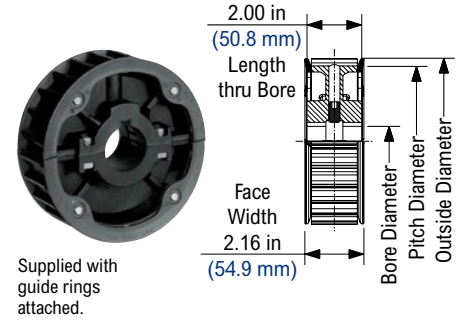
### 815 Cast Iron Arm Body Sprocket



### 815 Cast Iron Block Body Sprocket



### NS815 Thermoplastic Split Sprocket



### 815 Cast Iron Arm Body Sprocket Information

Number of Teeth	Pitch Diameter	Outside Diameter	Bore Diameter (Shaft-Ready)												Bore Diameter (Round)				Approximate Weight	
			Round						Square						in		mm			
			in		mm		in		mm		in		mm		in		mm			
actual	effect	in	mm	in	mm	min	max	min	max	min	max	min	max	min	max	min	max	lbs	kg	
19	9 1/2	4.620	117.35	4.61	117.1	1	1 1/4	20	30	-	-	-	-	1	1 1/4	20	30	3.28	1.49	
20	10	4.854	123.29	4.86	123.4	1	1 1/4	20	30	-	-	-	-	1	1 1/4	20	30	3.81	1.73	
21	10 1/2	5.089	129.26	5.12	130.0	1	1 3/4	20	45	-	-	-	-	1	1 3/4	20	45	4.63	2.10	
22	11	5.324	135.23	5.35	135.9	1	1 3/4	20	45	-	-	-	-	1	1 3/4	20	45	5.12	2.32	
23	11 1/2	5.560	141.22	5.59	142.0	1	1 3/4	20	45	-	-	-	-	1	1 3/4	20	45	5.31	2.41	
24	12	5.796	147.22	5.83	148.1	1	1 3/4	20	45	-	-	-	-	1	1 3/4	20	45	5.41	2.45	
25	12 1/2	6.032	153.21	6.07	154.2	1	1 3/4	20	45	-	-	-	-	1	1 3/4	20	45	5.57	2.53	
27	13 1/2	6.504	165.20	6.56	166.6	1	1 3/4	20	45	-	-	-	-	1	1 3/4	20	45	6.50	2.95	
29	14 1/2	6.978	177.24	7.05	179.1	1	1 3/4	20	45	-	-	-	-	1	1 3/4	20	45	6.72	3.05	
31	15 1/2	7.452	189.28	7.53	191.3	1	1 3/4	20	45	-	-	-	-	1	1 3/4	20	45	6.86	3.11	
41	20 1/2	9.826	249.58	9.93	252.2	1	2 1/2	20	65	-	-	-	-	1	2 1/2	20	65	16.23	7.36	

Shaft-ready round bore sprockets are shipped with keyway and setscrew. Metric shaft-ready round bores are shipped with metric hardware, but without setscrews.

### 815 Cast Iron Block Body Sprocket Information

Number of Teeth	Pitch Diameter	Outside Diameter	Bore Diameter (Shaft-Ready)												Bore Diameter (Round)				Approximate Weight	
			Round						Square						in		mm			
			in		mm		in		mm		in		mm		in		mm			
actual	effect	in	mm	in	mm	min	max	min	max	min	max	min	max	min	max	min	max	lbs	kg	
13	6 1/2	3.228	81.99	3.11	79.0	1	1 1/4	20	30	-	-	-	-	1	1 1/4	20	30	2.45	1.11	
15	7 1/2	3.688	93.68	3.63	92.2	1	1 1/4	20	30	-	-	-	-	1	1 1/4	20	30	3.57	1.62	
17	8 1/2	4.152	105.46	4.12	104.6	1	1 11/16	20	40	-	-	-	-	1	1 11/16	20	40	4.83	2.19	
21	10 1/2	5.089	129.26	5.12	130.0	1	2 11/16	20	70	-	-	-	-	1	2 11/16	20	70	4.63	2.10	
25	12 1/2	6.032	153.21	6.07	154.2	1	3 7/16	20	90	-	-	-	-	1	3 7/16	20	90	5.57	2.53	

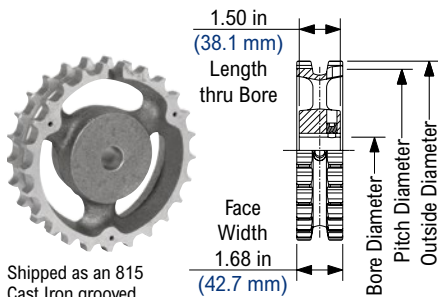
Shaft-ready round bore sprockets are shipped with keyway and setscrew. Metric shaft-ready round bores are shipped with metric hardware, but without setscrews.

### NS815 Thermoplastic Split Sprocket Information

Number of Teeth	Pitch Diameter	Outside Diameter	Bore Diameter (Shaft-Ready)												Bore Diameter (Idler)				Approximate Weight	
			Round						Square						in		mm			
			in		mm		in		mm		in		mm		in		mm			
actual	effect	in	mm	in	mm	min	max	min	max	min	max	min	max	min	max	min	max	lbs	kg	
21	10 1/2	5.089	129.26	5.12	130.0	1	1 5/8	25	40	-	-	-	-	1	1 5/8	25	40	1.01	0.46	
23	11 1/2	5.560	141.22	5.59	142.0	1	1 5/8	25	40	-	-	-	-	1	1 5/8	25	40	1.19	0.54	
25	12 1/2	6.032	153.21	6.07	154.2	1	2	25	50	-	-	-	-	1	2	25	50	1.39	0.63	
27	13 1/2	6.504	165.20	6.56	166.6	1	1 5/8	25	40	-	-	-	-	1	1 5/8	25	40	1.76	0.80	

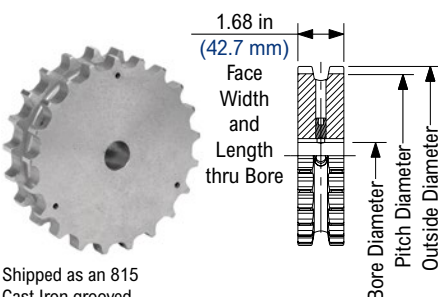
Shaft-ready round bore sprockets are shipped with keyway and setscrew. Metric shaft-ready round bore sprockets are shipped with metric hardware but without setscrews. Idler bores are designed to spin freely on the shaft without keyway or setscrews.

### 820 Cast Iron Arm Body Sprocket



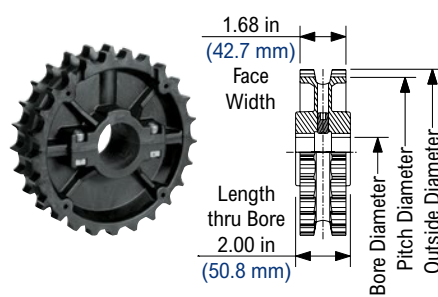
Shipped as an 815 Cast Iron grooved arm body sprocket.

### 820 Cast Iron Block Body Sprocket



Shipped as an 815 Cast Iron grooved block body sprocket.

### NS820 Thermoplastic Split Sprocket



### 820 Cast Iron Arm Body Sprocket Information

Number of Teeth	Pitch Diameter	Outside Diameter	Bore Diameter (Shaft-Ready)										Bore Diameter (Round)				Approximate Weight		
			Round				Square						in		mm				
			in		mm		in		mm		in		mm		min	max			
actual	effect	in	mm	in	mm	min	max	min	max	min	max	min	max	min	max	min	max	lbs	kg
19	9 1/2	4.620	117.35	4.61	117.1	1	1 1/4	20	30	-	-	-	-	1	1 1/4	20	30	3.28	1.49
20	10	4.854	123.29	4.86	123.4	1	1 1/4	20	30	-	-	-	-	1	1 1/4	20	30	3.81	1.73
21	10 1/2	5.089	129.26	5.12	130.0	1	1 3/4	20	45	-	-	-	-	1	1 3/4	20	45	4.63	2.10
22	11	5.324	135.23	5.35	135.9	1	1 3/4	20	45	-	-	-	-	1	1 3/4	20	45	5.12	2.32
23	11 1/2	5.560	141.22	5.59	142.0	1	1 3/4	20	45	-	-	-	-	1	1 3/4	20	45	5.31	2.41
24	12	5.796	147.22	5.83	148.1	1	1 3/4	20	45	-	-	-	-	1	1 3/4	20	45	5.41	2.45
25	12 1/2	6.032	153.21	6.07	154.2	1	1 3/4	20	45	-	-	-	-	1	1 3/4	20	45	5.57	2.53
27	13 1/2	6.504	165.20	6.56	166.6	1	1 3/4	20	45	-	-	-	-	1	1 3/4	20	45	6.50	2.95
29	14 1/2	6.978	177.24	7.05	179.1	1	1 3/4	20	45	-	-	-	-	1	1 3/4	20	45	6.72	3.05
31	15 1/2	7.452	189.28	7.53	191.3	1	1 3/4	20	45	-	-	-	-	1	1 3/4	20	45	6.86	3.11
41	20 1/2	9.826	249.58	9.93	252.2	1	2 1/2	20	65	-	-	-	-	1	2 1/2	20	65	16.23	7.36

Shaft-ready round bore sprockets are shipped with keyway and setscrew.

### 820 Cast Iron Block Body Sprocket Information

Number of Teeth	Pitch Diameter	Outside Diameter	Bore Diameter (Shaft-Ready)										Bore Diameter (Round)				Approximate Weight		
			Round				Square						in		mm				
			in		mm		in		mm		in		mm		min	max			
actual	effect	in	mm	in	mm	min	max	min	max	min	max	min	max	min	max	min	max	lbs	kg
13	6 1/2	3.228	81.99	3.11	79.0	1	1 1/4	20	30	-	-	-	-	1	1 1/4	20	30	2.45	1.11
15	7 1/2	3.688	93.68	3.63	92.2	1	1 1/4	20	30	-	-	-	-	1	1 1/4	20	30	3.57	1.62
17	8 1/2	4.152	105.46	4.12	104.6	1	1 11/16	20	40	-	-	-	-	1	1 11/16	20	40	4.83	2.19
21	10 1/2	5.089	129.26	5.12	130.0	1	2 11/16	20	70	-	-	-	-	1	2 11/16	20	70	4.63	2.10
25	12 1/2	6.032	153.21	6.07	154.2	1	3 7/16	20	90	-	-	-	-	1	3 7/16	20	90	5.57	2.53

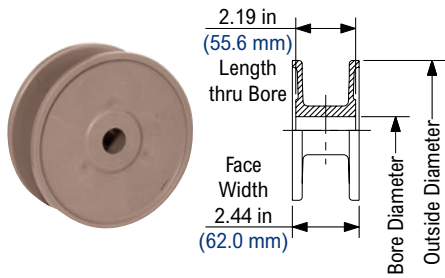
Shaft-ready round bore sprockets are shipped with keyway and setscrew.

### NS820 Thermoplastic Split Sprocket Information

Number of Teeth	Pitch Diameter	Outside Diameter	Bore Diameter (Shaft-Ready)										Bore Diameter (Idler)				Approximate Weight		
			Round				Square						in		mm				
			in		mm		in		mm		in		mm		min	max			
actual	effect	in	mm	in	mm	min	max	min	max	min	max	min	max	min	max	min	max	lbs	kg
21	10 1/2	5.089	129.26	5.12	130.0	1	1 5/8	25	40	-	-	-	-	1	1 5/8	25	40	1.01	0.46
23	11 1/2	5.560	141.22	5.59	142.0	1	1 5/8	25	40	-	-	-	-	1	1 5/8	25	40	1.19	0.54
25	12 1/2	6.032	153.21	6.07	154.2	1	2	25	50	-	-	-	-	1	2	25	50	1.39	0.63
27	13 1/2	6.504	165.20	6.56	166.6	1	1 5/8	25	40	-	-	-	-	1	1 5/8	25	40	1.76	0.80

Imperial shaft-ready round bore sprockets are shipped with keyway and setscrew. Metric shaft-ready round bore sprockets are shipped with keyway and no setscrew. Idler bores are designed to spin freely on the shaft.

## 815/820 Idler Wheel



### 815/820 Idler Wheel Imperial Information

Equivalent Tooth Size	Outside Diameter		Imperial Bore Diameter (Idler)					Approximate Weight	
	in	mm	in					lbs	kg
21	5.11	129.8	7/8	1	1 3/16	1 1/4	1 1/2	0.49	0.22
23	5.60	142.2	7/8	1	1 3/16	1 1/4	1 1/2	0.59	0.27
25	6.09	154.7	7/8	1	1 3/16	1 1/4	1 1/2	0.66	0.30
27	6.56	166.6	-	-	-	1 1/4	-	0.70	0.32

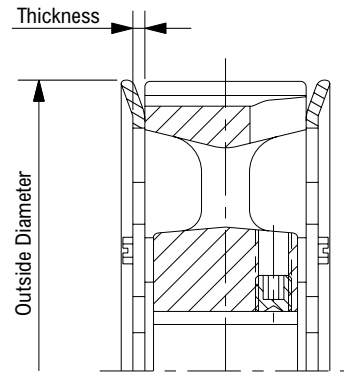
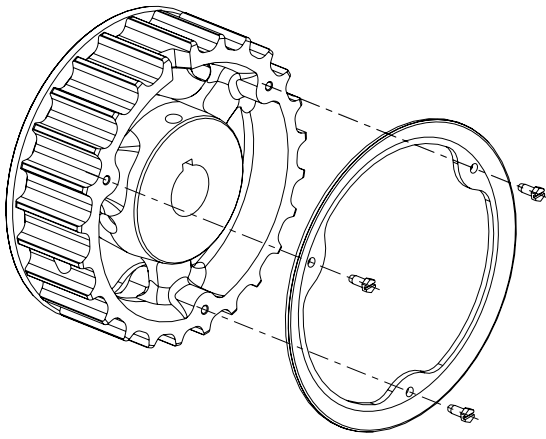
Idler wheels are designed to spin freely on the shaft. 27 tooth idler wheel is available on a made-to-order basis and is subject to minimum order requirements.

### 815/820 Idler Wheel Metric Information

Equivalent Tooth Size	Outside Diameter		Metric Bore Diameter (Idler)				Approximate Weight	
	in	mm	mm				lbs	kg
21	5.11	129.8	25	30	35	40	0.49	0.22
23	5.60	142.2	25	30	35	40	0.59	0.27
25	6.09	154.7	25	30	35	40	0.66	0.30
27	6.56	166.6	-	-	1 1/4	-	0.70	0.32

Idler wheels are designed to spin freely on the shaft.





### Guide Rings

Part Number		Sprocket Teeth	Outside Diameter		Thickness		Approximate Weight	
Carbon Steel	Stainless Steel		in	mm	in	mm	lbs	kg
10182845	10182847	15-16	3.62	91.9	0.06	1.5	0.23	0.10
10182849	—	17-18	4.11	104.4	0.06	1.5	0.26	0.12
10182877	10182879	19-20	4.58	116.3	0.13	3.3	0.37	0.17
10182861	10182863	21-22	5.09	129.3	0.13	3.3	0.44	0.20
10182857	10182859	23-24	5.56	141.2	0.13	3.3	0.46	0.21
10182865	10182867	25-26	6.04	153.4	0.13	3.3	0.47	0.21
10182869	10182871	27-28	6.53	165.9	0.13	3.3	0.53	0.24
10182873	10182875	29-30	7.02	178.3	0.13	3.3	0.56	0.25
10182853	10182855	31-32	7.50	190.5	0.13	3.3	0.67	0.30
10182881	10182883	41-42	9.89	251.2	0.13	3.3	0.92	0.42

One set = two guide rings and six assembly screws (Part #10025012).

For 815 and 820 Cast Iron sprockets only.


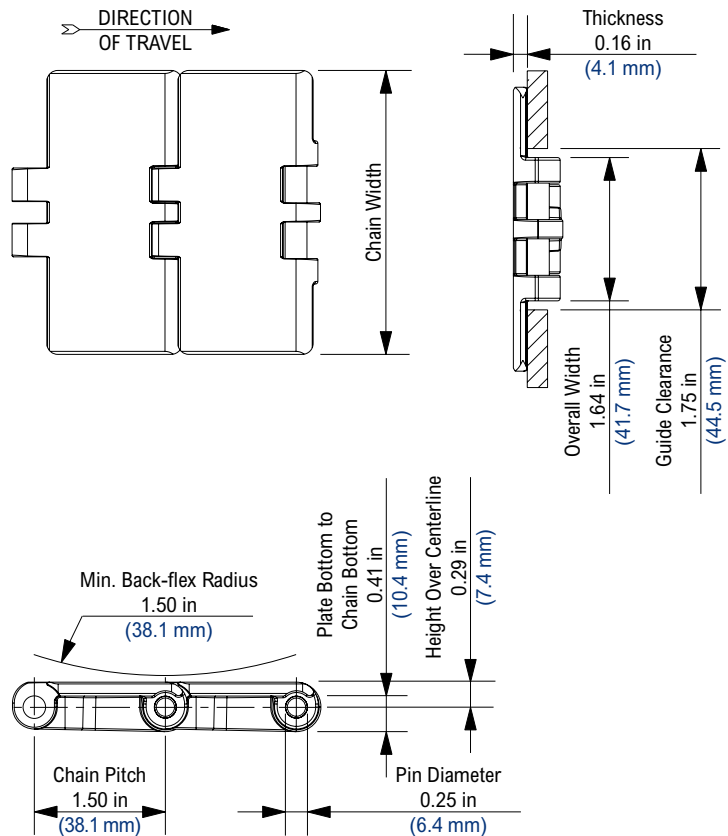


Photo shows 820 TableTop Chain molded in Low Friction (LF) material.



**Chain Information**

desc	Chain Width		Min. Side-flex Radius		Approximate Weight	
	in	mm	in	mm	lbs/ft	kg/m
3 1/4	3.25	82.6	-	-	0.56	0.83
4	4.00	101.6	-	-	0.64	0.95
4 1/2	4.50	114.3	-	-	0.69	1.03
6	6.00	152.4	-	-	0.84	1.25
7 1/2	7.50	190.5	-	-	0.99	1.48

**Available Materials**

Prefix	Chain Material	Standard Pin Material	Temperature						Chain Strength		FDA Approval
			Fahrenheit			Celsius			lbs	N	
			min	max dry	max wet	min	max dry	max wet			
<b>Standard Materials</b>											
Dry-PT™	Dry PET Low Friction	Stainless Steel	-40	180	150	-40	82	66	365	1,624	Yes
HP	High Performance	Stainless Steel	-40	180	150	-40	82	66	365	1,624	Yes
LF	Low Friction	Stainless Steel	-40	180	150	-40	82	66	365	1,624	Yes
P	Chemical Resistant	Stainless Steel	0	180	140	-18	82	60	292	1,299	Yes
PSX	Platinum Series X	Stainless Steel	-40	180	150	-40	82	66	365	1,624	Yes
<b>Non-Standard Materials</b>											
AS	Anti-Static	Stainless Steel	0	180	NR	-18	82	NR	219	974	No
BWR	Black Wear Resistant	Stainless Steel	-40	180	NR	-40	82	NR	438	1,948	No
CR	Extreme Chemical Resistant	Stainless Steel	40	240	212	4	116	100	292	1,299	Yes
DKA	Abrasion Resistant Composite	Stainless Steel	0	180	150	-18	82	66	365	1,624	Yes
DUV	Plain Acetal Ultraviolet Resistant	Stainless Steel	0	180	150	-18	82	66	365	1,624	No
FR	Flame Retardant	Stainless Steel	0	180	140	-18	82	60	219	974	No
HS	Heat Stabilized	Stainless Steel	-40	220	212	-40	104	100	365	1,624	No
MR	Melt Resistant	Stainless Steel	-80	220	NR	-62	104	NR	365	1,624	No
PS	Platinum Series	Stainless Steel	-40	180	150	-40	82	66	365	1,624	Yes
WHP	White High Performance	Stainless Steel	-40	180	150	-40	82	66	365	1,624	Yes
WX	Green Abrasion Resistant Polyamide	Stainless Steel	-40	220	NR	-40	104	NR	365	1,624	No

**Regulatory Information**

The Food and Drug Administration (FDA) accepts certain materials for direct food contact. FDA approved material is compliant to FDA 21 CFR § 177.

Rexnord, TableTop, Dry-PT, Platinum Series, Platinum Series X, HP, PS and PSX are trademarks of Rexnord Corporation.

All rights reserved.

**Additional Notes**

Non-Standard products are non-returnable. Minimum order quantity and additional setup charges may also apply.

Stocked in 80 pitch, 10 ft (3.048 m) length strands.

Thermoplastic pins are available on a made-to-order basis.

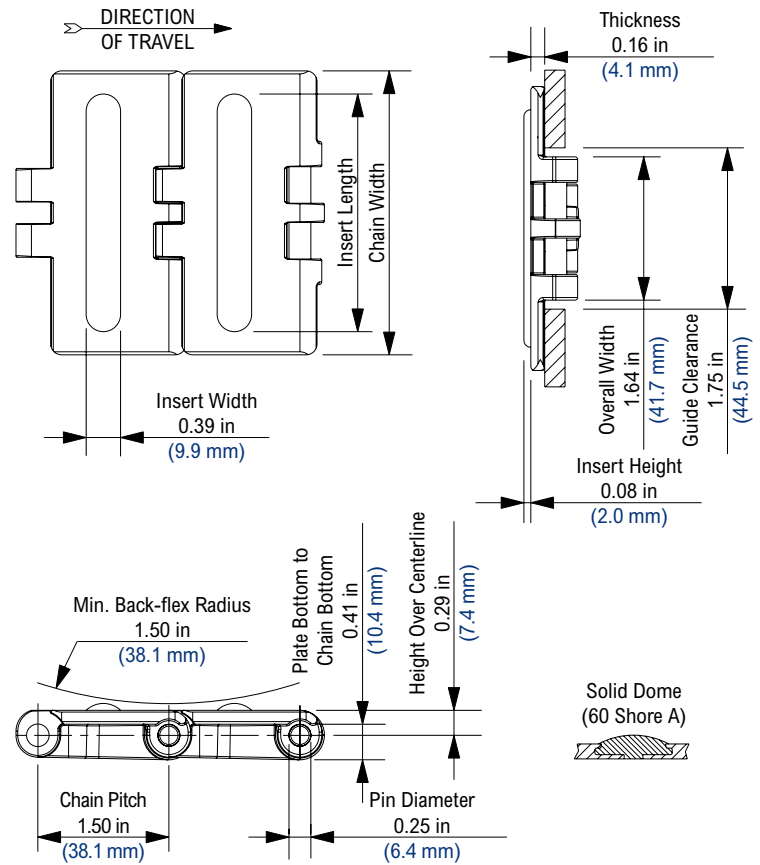
Chain strength is listed at room temperature. NR = Not Recommended.

For additional material information, see material portfolio.

## 820 RubberTop



Photo shows 820 RubberTop TableTop Chain molded in High Performance (HP) material with High Friction Inserts.



### Chain Information

desc	Chain Width		Min. Side-flex Radius		Approximate Weight	
	in	mm	in	mm	lbs/ft	kg/m
3 1/4	3.25	82.6	2.56	65.0	0.56	0.83
4 1/2	4.50	114.3	3.83	97.3	0.69	1.03
6	6.00	152.4	5.32	135.1	0.84	1.25

### Available Materials

Prefix	Chain Material	Standard Pin Material	Temperature						Chain Strength		FDA Approval
			Fahrenheit			Celsius					
			min	max		min	max		lbs	N	
			dry	wet		dry	wet				
<b>Standard Materials</b>											
HP	High Performance	Stainless Steel	-40	180	150	-40	82	66	365	1,624	Yes

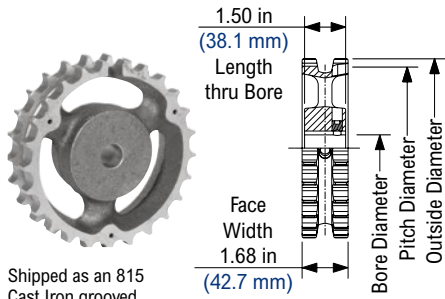
### Regulatory Information

The Food and Drug Administration (FDA) accepts certain materials for direct food contact. FDA approved material is compliant to FDA 21 CFR § 177. Rexnord, TableTop and HP are trademarks of Rexnord Corporation. All rights reserved.

### Additional Notes

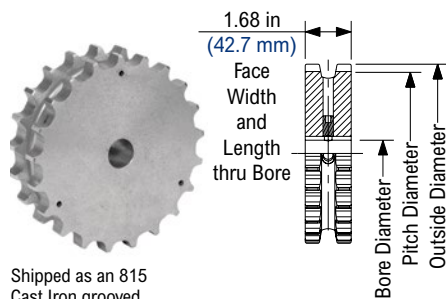
Stocked in 80 pitch, 10 ft (3.048 m) length strands. Thermoplastic pins are available on a made-to-order basis. Inserts may be spaced every pitch, every second pitch, etc. Chain strength is listed at room temperature. NR = Not Recommended. For additional material information, see material portfolio.

### 820 Cast Iron Arm Body Sprocket



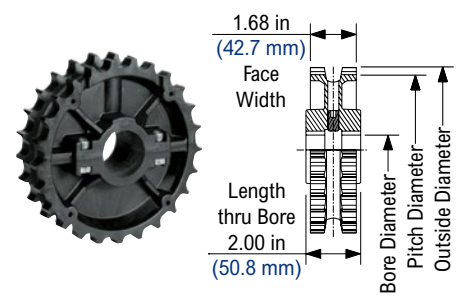
Shipped as an 815 Cast Iron grooved arm body sprocket

### 820 Cast Iron Block Body Sprocket



Shipped as an 815 Cast Iron grooved block body sprocket

### NS820 Thermoplastic Split Sprocket



### 820 Cast Iron Arm Body Sprocket Information

Number of Teeth		Pitch Diameter		Outside Diameter		Bore Diameter (Shaft-Ready)								Bore Diameter (Round)				Approximate Weight	
						Round				Square				in		mm			
						in	mm	min	max	min	max	min	max	min	max	min	max		
actual	effect	in	mm	in	mm	min	max	min	max	min	max	min	max	min	max	min	max	lbs	kg
19	9 1/2	4.620	117.35	4.61	117.1	1	1 1/4	20	30	-	-	-	-	1	1 1/4	20	30	3.28	1.49
20	10	4.854	123.29	4.86	123.4	1	1 1/4	20	30	-	-	-	-	1	1 1/4	20	30	3.81	1.73
21	10 1/2	5.089	129.26	5.12	130.0	1	1 3/4	20	45	-	-	-	-	1	1 3/4	20	45	4.63	2.10
22	11	5.324	135.23	5.35	135.9	1	1 3/4	20	45	-	-	-	-	1	1 3/4	20	45	5.12	2.32
23	11 1/2	5.560	141.22	5.59	142.0	1	1 3/4	20	45	-	-	-	-	1	1 3/4	20	45	5.31	2.41
24	12	5.796	147.22	5.83	148.1	1	1 3/4	20	45	-	-	-	-	1	1 3/4	20	45	5.41	2.45
25	12 1/2	6.032	153.21	6.07	154.2	1	1 3/4	20	45	-	-	-	-	1	1 3/4	20	45	5.57	2.53
27	13 1/2	6.504	165.20	6.56	166.6	1	1 3/4	20	45	-	-	-	-	1	1 3/4	20	45	6.50	2.95
29	14 1/2	6.978	177.24	7.05	179.1	1	1 3/4	20	45	-	-	-	-	1	1 3/4	20	45	6.72	3.05
31	15 1/2	7.452	189.28	7.53	191.3	1	1 3/4	20	45	-	-	-	-	1	1 3/4	20	45	6.86	3.11
41	20 1/2	9.826	249.58	9.93	252.2	1	2 1/2	20	65	-	-	-	-	1	2 1/2	20	65	16.23	7.36

Shaft-ready round bore sprockets are shipped with keyway and setscrew.

### 820 Cast Iron Block Body Sprocket Information

Number of Teeth		Pitch Diameter		Outside Diameter		Bore Diameter (Shaft-Ready)								Bore Diameter (Round)				Approximate Weight	
						Round				Square				in		mm			
						in	mm	min	max	min	max	min	max	min	max	min	max		
actual	effect	in	mm	in	mm	min	max	min	max	min	max	min	max	min	max	min	max	lbs	kg
13	6 1/2	3.228	81.99	3.11	79.0	1	1 1/4	20	30	-	-	-	-	1	1 1/4	20	30	2.45	1.11
15	7 1/2	3.688	93.68	3.63	92.2	1	1 1/4	20	30	-	-	-	-	1	1 1/4	20	30	3.57	1.62
17	8 1/2	4.152	105.46	4.12	104.6	1	1 11/16	20	40	-	-	-	-	1	1 11/16	20	40	4.83	2.19
21	10 1/2	5.089	129.26	5.12	130.0	1	2 11/16	20	70	-	-	-	-	1	2 11/16	20	70	4.63	2.10
25	12 1/2	6.032	153.21	6.07	154.2	1	3 7/16	20	90	-	-	-	-	1	3 7/16	20	90	5.57	2.53

Shaft-ready round bore sprockets are shipped with keyway and setscrew.

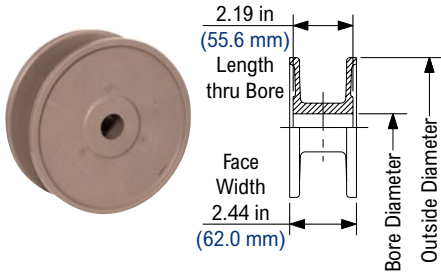
### NS820 Thermoplastic Split Sprocket Information

Number of Teeth		Pitch Diameter		Outside Diameter		Bore Diameter (Shaft-Ready)								Bore Diameter (Idler)				Approximate Weight	
						Round				Square				in		mm			
						in	mm	min	max	min	max	min	max	min	max	min	max		
actual	effect	in	mm	in	mm	min	max	min	max	min	max	min	max	min	max	min	max	lbs	kg
21	10 1/2	5.089	129.26	5.12	130.0	1	1 5/8	25	40	-	-	-	-	1	1 5/8	25	40	1.01	0.46
23	11 1/2	5.560	141.22	5.59	142.0	1	1 5/8	25	40	-	-	-	-	1	1 5/8	25	40	1.19	0.54
25	12 1/2	6.032	153.21	6.07	154.2	1	2	25	50	-	-	-	-	1	2	25	50	1.39	0.63
27	13 1/2	6.504	165.20	6.56	166.6	1	1 5/8	25	40	-	-	-	-	1	1 5/8	25	40	1.76	0.80

Imperial shaft-ready round bore sprockets are shipped with keyway and setscrew. Metric shaft-ready round bore sprockets are shipped with keyway and no setscrew. Idler bores are designed to spin freely on the shaft.



## 815/820 Idler Wheel



### 815/820 Idler Wheel Imperial Information

Equivalent Tooth Size	Outside Diameter		Imperial Bore Diameter (Idler)					Approximate Weight	
	in	mm	in					lbs	kg
21	5.11	129.8	7/8	1	1 3/16	1 1/4	1 1/2	0.49	0.22
23	5.60	142.2	7/8	1	1 3/16	1 1/4	1 1/2	0.59	0.27
25	6.09	154.7	7/8	1	1 3/16	1 1/4	1 1/2	0.66	0.30
27	6.56	166.6	-	-	-	1 1/4	-	0.70	0.32

Idler wheels are designed to spin freely on the shaft. 27 tooth idler wheel is available on a made-to-order basis and is subject to minimum order requirements.

### 815/820 Idler Wheel Metric Information

Equivalent Tooth Size	Outside Diameter		Metric Bore Diameter (Idler)				Approximate Weight	
	in	mm	mm				lbs	kg
21	5.11	129.8	25	30	35	40	0.49	0.22
23	5.60	142.2	25	30	35	40	0.59	0.27
25	6.09	154.7	25	30	35	40	0.66	0.30

Idler wheels are designed to spin freely on the shaft.


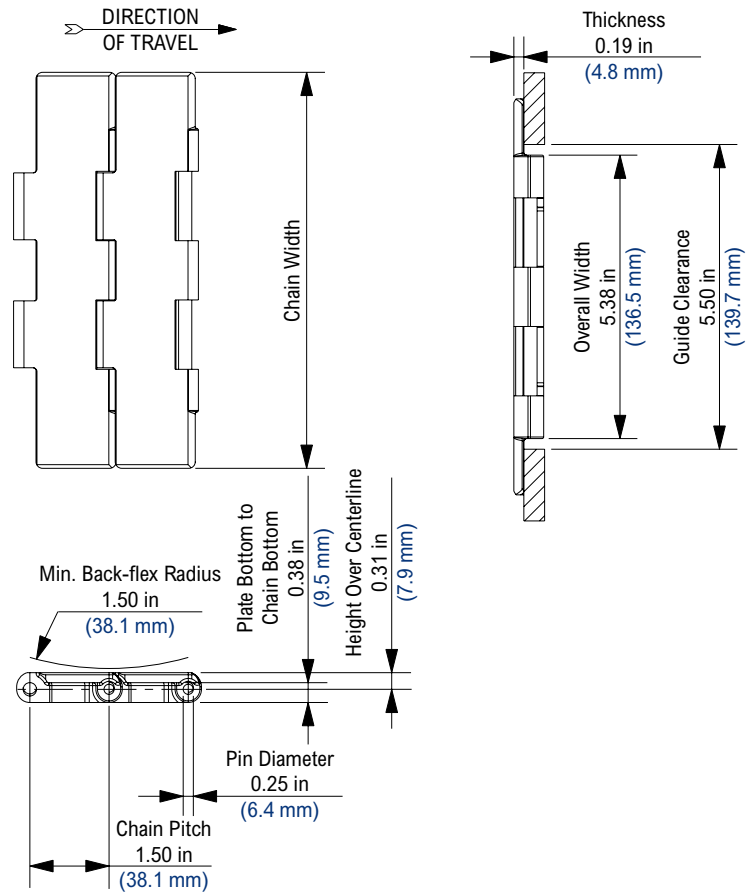


Photo shows 821 TableTop Chain molded in Low Friction (LF) material.



**Chain Information**

Chain Width desc	Chain Width		Min. Side-flex Radius		Approximate Weight	
	in	mm	in	mm	lbs/ft	kg/m
7 1/2	7.50	190.5	-	-	1.70	2.53
10	10.00	254.0	-	-	2.00	2.98
12	12.00	304.8	-	-	2.20	3.28

**Available Materials**

Prefix	Chain Material	Standard Pin Material	Temperature						Chain Strength		FDA Approval
			Fahrenheit			Celsius			lbs	N	
			min	max		min	max				
			dry	wet		dry	wet				
<b>Standard Materials</b>											
HP	High Performance	Stainless Steel	-40	180	150	-40	82	66	625	2,780	Yes
LF	Low Friction	Stainless Steel	-40	180	150	-40	82	66	625	2,780	Yes
PSX	Platinum Series X	Stainless Steel	-40	180	150	-40	82	66	625	2,780	Yes
<b>Non-Standard Materials</b>											
AS	Anti-Static	Stainless Steel	0	180	NR	-18	82	NR	375	1,668	No
BWR	Black Wear Resistant	Stainless Steel	-40	180	NR	-40	82	NR	750	3,336	No
DKA	Abrasion Resistant Composite	Stainless Steel	0	180	150	-18	82	66	625	2,780	Yes
WHP	White High Performance	Stainless Steel	-40	180	150	-40	82	66	625	2,780	Yes
WX	Green Abrasion Resistant Polyamide	Stainless Steel	-40	220	NR	-40	104	NR	625	2,780	No

**Regulatory Information**

The Food and Drug Administration (FDA) accepts certain materials for direct food contact. FDA approved material is compliant to FDA 21 CFR § 177. Rexnord, TableTop, Platinum Series X, HP and PSX are trademarks of Rexnord Corporation. All rights reserved.

**Additional Notes**

Non-Standard products are non-returnable. Minimum order quantity and additional setup charges may also apply. Stocked in 80 pitch, 10 ft (3.048 m) length strands. Thermoplastic pins are available on a made-to-order basis. Chain strength is listed at room temperature. NR = Not Recommended. For additional material information, see material portfolio.

## 821 SuperGrip


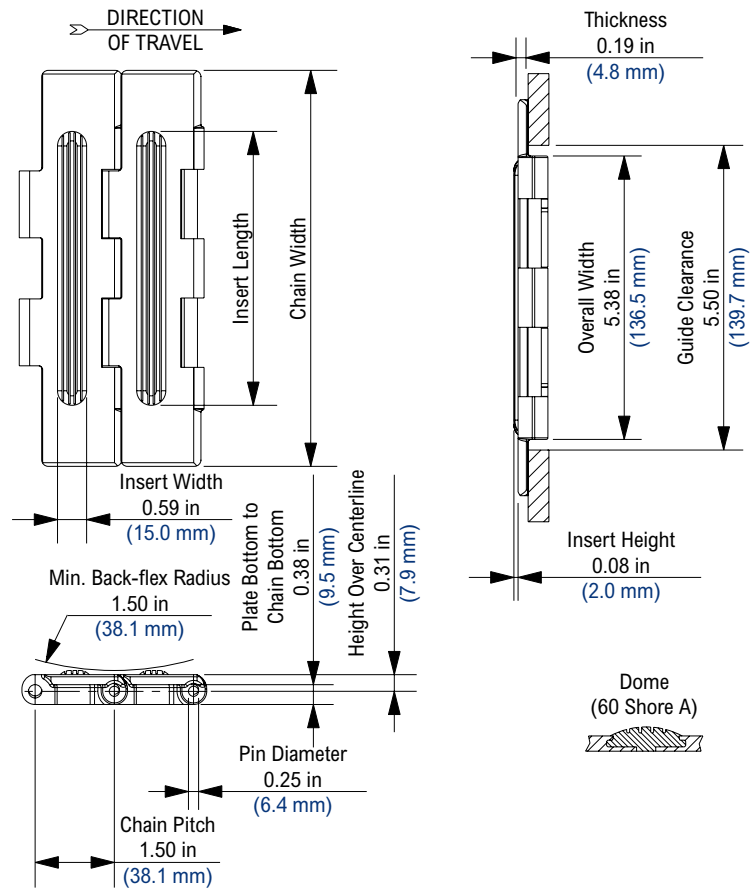


Photo shows 821 SuperGrip TableTop Chain molded in High Performance (HP) material with High Friction Inserts.



### Chain Information

Chain Width		Min. Side-flex Radius		Approximate Weight		
desc	in	mm	in	mm	lbs/ft	kg/m
7 1/2	7.50	190.5	5.20	132.1	1.70	2.53
10	10.00	254.0	7.68	195.1	2.00	2.98
12	12.00	304.8	9.65	245.1	2.20	3.28

### Available Materials

Prefix	Chain Material	Standard Pin Material	Temperature						Chain Strength		FDA Approval
			Fahrenheit			Celsius					
			min	max		min	max		lbs	N	
			dry	wet		dry	wet				
<b>Standard Materials</b>											
HP	High Performance	Stainless Steel	-40	180	150	-40	82	66	625	2,780	Yes

### Regulatory Information

The Food and Drug Administration (FDA) accepts certain materials for direct food contact. FDA approved material is compliant to FDA 21 CFR § 177.

Rexnord, TableTop and HP are trademarks of Rexnord Corporation.

All rights reserved.

### Additional Notes

Non-Standard products are non-returnable. Minimum order quantity and additional setup charges may also apply.

Stocked in 80 pitch, 10 ft (3.048 m) length strands.

Thermoplastic pins are available on a made-to-order basis.

Inserts may be spaced every pitch, every second pitch, etc.

Chain strength is listed at room temperature. NR = Not Recommended.

For additional material information, see material portfolio.


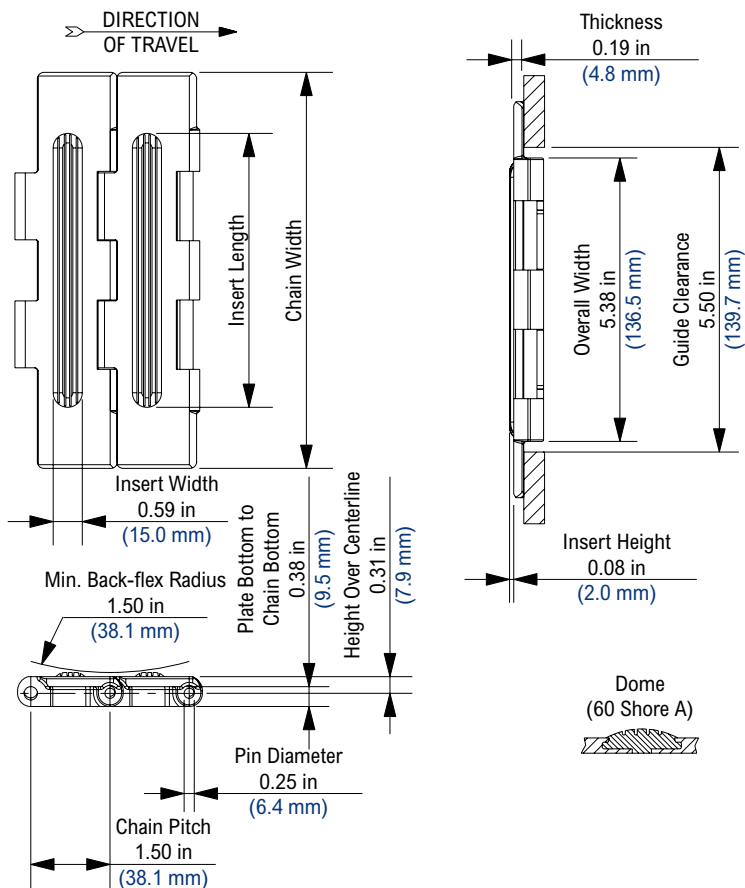


Photo shows 821 R TableTop Chain with Radius-Edge molded in High Performance (HP) material.

**Chain Information**

Chain Width desc	Chain Width		Min. Side-flex Radius		Approximate Weight	
	in	mm	in	mm	lbs/ft	kg/m
7 1/2	7.50	190.5	-	-	1.70	2.53



**Available Materials**

Prefix	Chain Material	Standard Pin Material	Temperature						Chain Strength		FDA Approval
			Fahrenheit			Celsius					
			min	max		min	max		lbs	N	
			dry	wet		dry	wet				
<b>Standard Materials</b>											
HP	High Performance	Stainless Steel	-40	180	150	-40	82	66	625	2,780	Yes
<b>Non-Standard Materials</b>											
LF	Low Friction	Stainless Steel	-40	180	150	-40	82	66	625	2,780	Yes

**Regulatory Information**

The Food and Drug Administration (FDA) accepts certain materials for direct food contact. FDA approved material is compliant to FDA 21 CFR § 177.

Rexnord, TableTop and HP are trademarks of Rexnord Corporation.

All rights reserved.

**Additional Notes**

Non-Standard products are non-returnable. Minimum order quantity and additional setup charges may also apply.

Stocked in 80 pitch, 10 ft (3.048 m) length strands.

Thermoplastic pins are available on a made-to-order basis.

Chain strength is listed at room temperature. NR = Not Recommended.

For additional material information, see material portfolio.



## 821 LBP


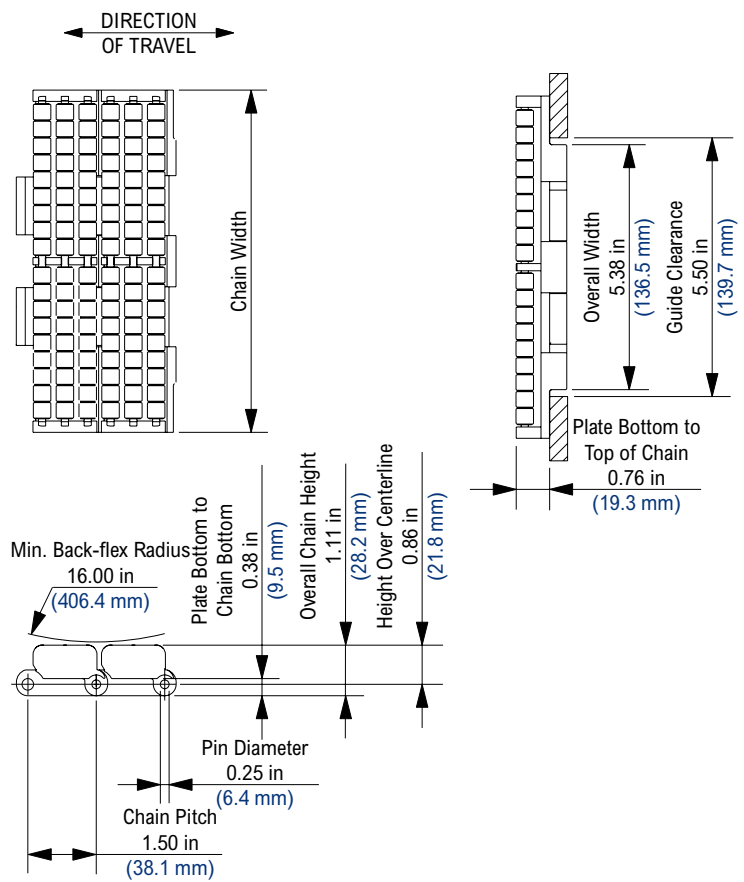


Photo shows 821 LBP TableTop Chain with Low Backline Pressure Rollers molded in Low Friction (LF) material.



### Chain Information

Chain Width	Chain Width		Min. Side-flex Radius		Approximate Weight	
	desc	in	mm	in	mm	lbs/ft
7 1/2	7.50	190.5	-	-	4.10	6.11
10	10.00	254.0	-	-	5.12	7.63
12	12.00	304.8	-	-	6.12	9.12

### Available Materials

Prefix	Chain Material	Standard Pin Material	Temperature						Chain Strength		FDA Approval
			Fahrenheit			Celsius					
			min	max		min	max		lbs	N	
			dry	wet		dry	wet				
<b>Standard Materials</b>											
HP	High Performance	Stainless Steel	-40	180	150	-40	82	66	625	2,780	Yes
LF	Low Friction	Stainless Steel	-40	180	150	-40	82	66	625	2,780	Yes
<b>Non-Standard Materials</b>											
CR	Extreme Chemical Resistant	Stainless Steel	40	240	212	4	116	100	500	2,224	Yes
P	Chemical Resistant	Stainless Steel	0	180	140	-18	82	60	500	2,224	Yes

### Regulatory Information

The Food and Drug Administration (FDA) accepts certain materials for direct food contact. FDA approved material is compliant to FDA 21 CFR § 177.

Rexnord, TableTop, Platinum Series, HP and PS are trademarks of Rexnord Corporation.

All rights reserved.

U.S. Patents: 4909380, 5096050, 533045, 4436200

### Additional Notes

Non-Standard products are non-returnable. Minimum order quantity and additional setup charges may also apply.

Stocked in 80 pitch, 10 ft (3.048 m) length strands.

Low friction (LF) material is stocked in 7-1/2 in (190.5 mm) width only.

Chemical resistant (P) and extreme chemical resistant (CR) materials are available for the 7-1/2 in (190.5 mm) only.

Typical coefficient of friction between chain and product = 0.07.

Chain strength is listed at room temperature. NR = Not Recommended.

For additional material information, see material portfolio.

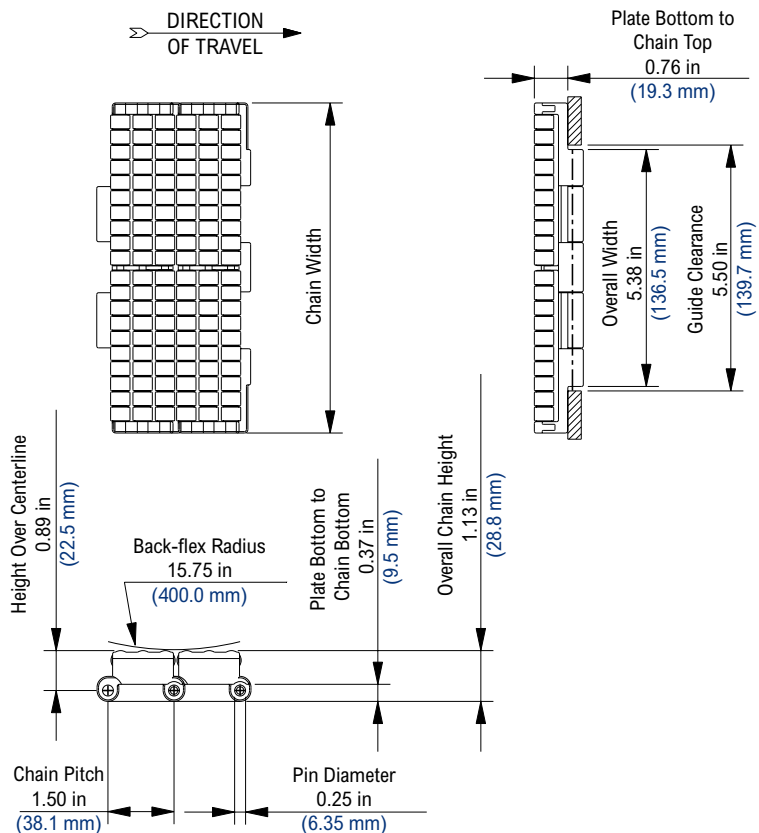
# SWH LBP



Photo shows Rexnord SWH LBP TableTop Chain molded in Internally Lubricated Polyacetal (XLA) material.

## Chain Information

desc	Chain Width		Min. Side-flex Radius		Approximate Weight	
	in	mm	in	mm	lbs/ft	kg/m
7 1/2	7.50	190.5	-	-	3.56	5.30
10	10.00	254.0	-	-	4.44	6.62
12	12.00	304.8	-	-	5.28	7.87



## Available Materials

Prefix	Chain Material	Standard Pin Material	Temperature						Chain Strength		FDA Approval
			Fahrenheit			Celsius			lbs	N	
			min	max		min	max				
			dry	wet		dry	wet				
<b>Standard Materials</b>											
XLA	Internally Lubricated Polyacetal	Stainless Steel	-40	180	150	-40	82	66	600	2,669	Yes

## Regulatory Information

The Food and Drug Administration (FDA) accepts certain materials for direct food contact. FDA approved material is compliant to FDA 21 CFR § 177.

Rexnord and TableTop are trademarks of Rexnord Corporation.

All rights reserved.

## Additional Notes

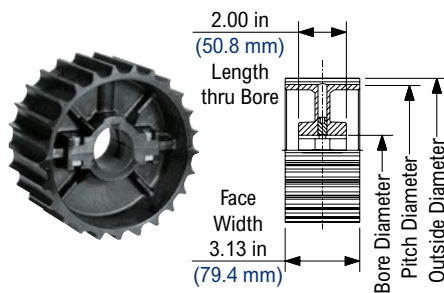
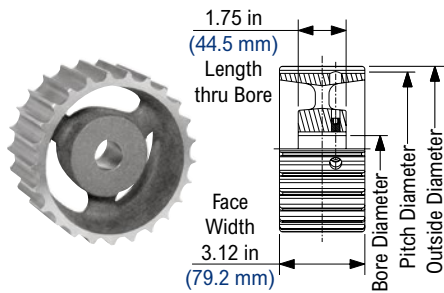
Stocked in 40 pitch, 5 ft (1.524 m) length strands.

Chain strength is listed at room temperature. NR = Not Recommended.

For additional material information, see material portfolio.

821 Cast Iron Sprocket

NS821 Thermoplastic Split Sprocket



821 Cast Iron Sprocket Information

Number of Teeth		Pitch Diameter		Outside Diameter		Bore Diameter (Shaft-Ready)								Bore Diameter (Round)				Approximate Weight	
						Round				Square				in		mm			
						in	mm	min	max	min	max	min	max	min	max	min	max		
actual	effect	in	mm	in	mm	min	max	min	max	min	max	min	max	min	max	min	max	lbs	kg
21	10 1/2	5.089	129.26	5.12	130.0	1	1 1/2	30	40	-	-	-	-	1	1 3/4	25	45	6.70	3.04
23	11 1/2	5.560	141.22	5.59	142.0	1	1 1/2	30	40	-	-	-	-	1	1 3/4	25	45	7.00	3.18
25	12 1/2	6.032	153.21	6.07	154.2	1	1 5/8	30	40	-	-	-	-	1	1 3/4	25	45	7.30	3.31
27	13 1/2	6.504	165.20	6.56	166.6	1	1 1/2	25	40	-	-	-	-	1	1 3/4	25	45	7.60	3.45

Shaft-ready round bore sprockets are shipped with keyway and setscrew.

NS821 Thermoplastic Split Sprocket Information

Number of Teeth		Pitch Diameter		Outside Diameter		Bore Diameter (Shaft-Ready)								Bore Diameter (Round)				Approximate Weight	
						Round				Square				in		mm			
						in	mm	min	max	min	max	min	max	min	max	min	max		
actual	effect	in	mm	in	mm	min	max	min	max	min	max	min	max	min	max	min	max	lbs	kg
21	10 1/2	5.089	129.26	5.12	130.0	1	1 1/2	25	40	-	-	-	-	1	1 5/8	25	40	2.27	1.03
25	12 1/2	6.032	153.21	6.07	154.2	1	1 1/2	25	40	-	-	-	-	1	1 5/8	25	40	3.22	1.46

Imperial shaft-ready round bore sprockets are shipped with keyway and setscrew. Metric shaft-ready round bore sprockets are shipped with keyway and no setscrew. Idler bores are designed to spin freely on the shaft.


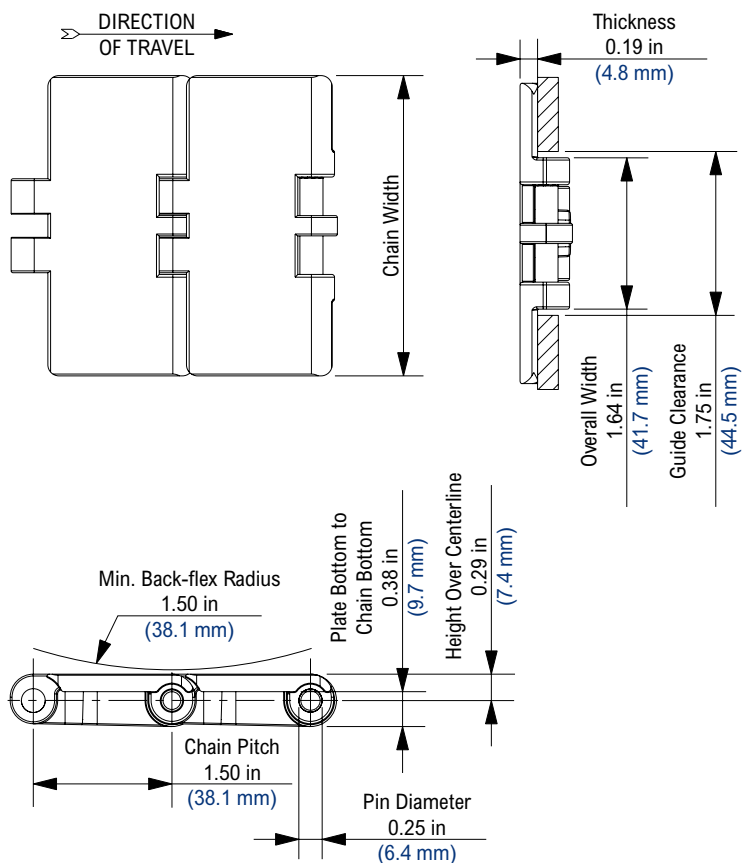


Photo shows 831 TableTop Chain molded in Low Friction (LF) material.

#### Chain Information

Chain Width desc	Chain Width		Min. Side-flex Radius		Approximate Weight	
	in	mm	in	mm	lbs/ft	kg/m
3 1/4	3.25	82.6	-	-	0.61	0.91
4 1/2	4.50	114.3	-	-	0.75	1.12
7 1/2	7.50	190.5	-	-	1.08	1.61



#### Available Materials

Prefix	Chain Material	Standard Pin Material	Temperature						Chain Strength		FDA Approval
			Fahrenheit			Celsius			lbs	N	
			min	max		min	max				
<b>Standard Materials</b>											
Dry-PT	Dry PET Low Friction	Stainless Steel	-40	180	150	-40	82	66	365	1,624	Yes
HP	High Performance	Stainless Steel	-40	180	150	-40	82	66	365	1,624	Yes
LF	Low Friction	Stainless Steel	-40	180	150	-40	82	66	365	1,624	Yes
PSX	Platinum Series X	Stainless Steel	-40	180	150	-40	82	66	365	1,624	Yes
<b>Non-Standard Materials</b>											
AS	Anti-Static	Stainless Steel	0	180	NR	-18	82	NR	219	974	No
BWR	Black Wear Resistant	Stainless Steel	-40	180	NR	-40	82	NR	438	1,948	No
P	Chemical Resistant	Stainless Steel	0	180	140	-18	82	60	292	1,299	Yes
PS	Platinum Series	Stainless Steel	-40	180	150	-40	82	66	365	1,624	Yes
WX	Green Abrasion Resistant Polyamide	Stainless Steel	-40	220	NR	-40	104	NR	365	1,624	No
HS	Heat Stabilized	Stainless Steel	-40	220	212	-40	104	100	365	1,624	No

#### Regulatory Information

The Food and Drug Administration (FDA) accepts certain materials for direct food contact. FDA approved material is compliant to FDA 21 CFR § 177.

Rexnord, Dry-PT, Platinum Series, Platinum Series X, HP, PS and PSX are trademarks of Rexnord Corporation.

All rights reserved.

#### Additional Notes

Non-Standard products are non-returnable. Minimum order quantity and additional setup charges may also apply.

Stocked in 80 pitch, 10 ft (3.048 m) length strands.

Thermoplastic pins are available on a made-to-order basis.

Chain strength is listed at room temperature. NR = Not Recommended.

For additional material information, see material portfolio.



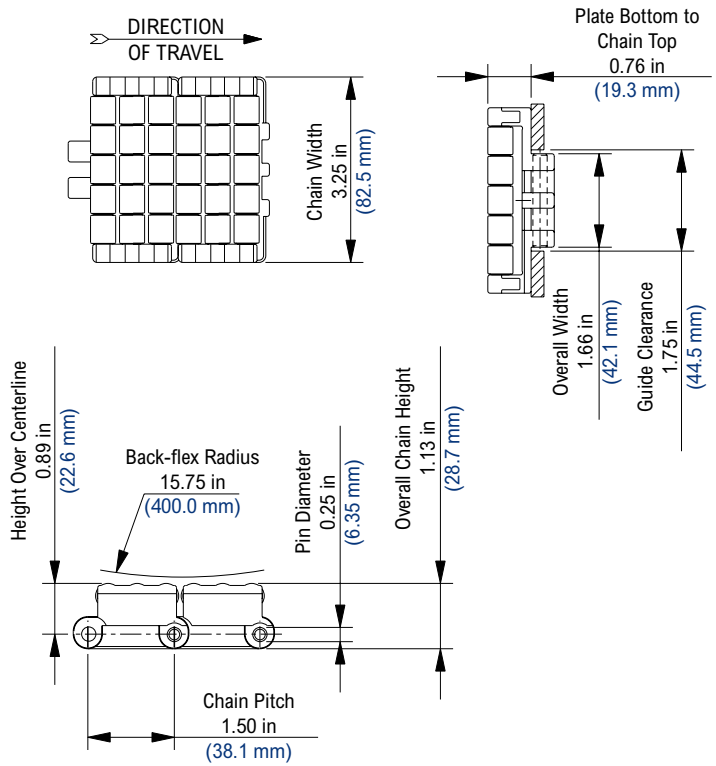
# SHD LBP



Photo shows SHD LBP TableTop Chain molded in Internally Lubricated Polyacetal (XLA) material.

### Chain Information

Chain Width		Min. Side-flex Radius		Approximate Weight		
desc	in	mm	in	mm	lbs/ft	kg/m
3 1/4	3.25	82.6	-	-	1.48	2.21



### Available Materials

Prefix	Chain Material	Standard Pin Material	Temperature						Chain Strength		FDA Approval
			Fahrenheit			Celsius					
			min	max		min	max		lbs	N	
			dry	wet		dry	wet				
<b>Standard Materials</b>											
XLA	Internally Lubricated Polyacetal	Stainless Steel	-40	180	150	-40	82	66	365	1,624	Yes

### Regulatory Information

The Food and Drug Administration (FDA) accepts certain materials for direct food contact. FDA approved material is compliant to FDA 21 CFR § 177.

Rexnord and TableTop are trademarks of Rexnord Corporation.

All rights reserved.

### Additional Notes

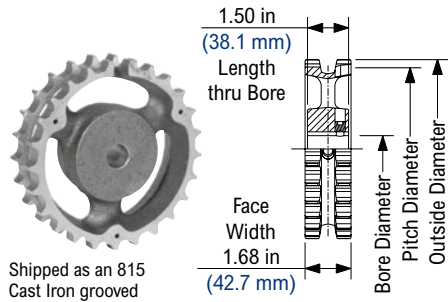
Stocked in 40 pitch, 5 ft (1.524 m) length strands.

Thermoplastic pins are available on a made-to-order basis.

Chain strength is listed at room temperature. NR = Not Recommended.

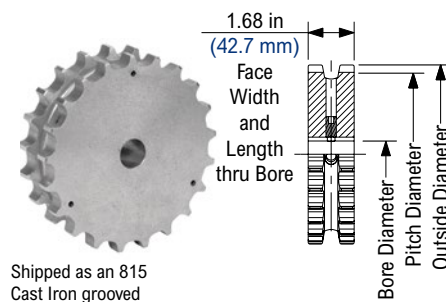
For additional material information, see material portfolio.

### 820 Cast Iron Arm Body Sprocket



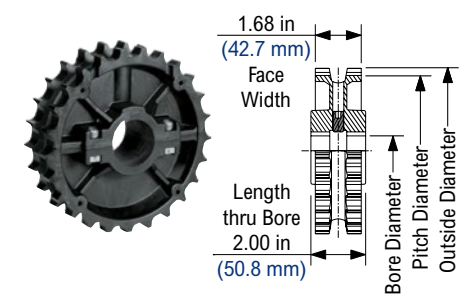
Shipped as an 815 Cast Iron grooved arm body sprocket

### 820 Cast Iron Block Body Sprocket



Shipped as an 815 Cast Iron grooved block body sprocket

### NS820 Thermoplastic Split Sprocket



### 820 Cast Iron Arm Body Sprocket Information

Number of Teeth		Pitch Diameter		Outside Diameter		Bore Diameter (Shaft-Ready)								Bore Diameter (Round)				Approximate Weight	
						Round				Square				in		mm			
						in	mm	min	max	min	max	min	max	min	max	min	max		
actual	effect	in	mm	in	mm	min	max	min	max	min	max	min	max	min	max	min	max	lbs	kg
19	9 1/2	4.622	117.40	4.61	117.1	1	1 1/4	20	30	-	-	-	-	1	1 1/4	20	30	3.28	1.49
20	10	4.854	123.29	4.86	123.4	1	1 1/4	20	30	-	-	-	-	1	1 1/4	20	30	3.81	1.73
21	10 1/2	5.089	129.26	5.12	130.0	1	1 3/4	20	45	-	-	-	-	1	1 3/4	20	45	4.63	2.10
22	11	5.324	135.23	5.35	135.9	1	1 3/4	20	45	-	-	-	-	1	1 3/4	20	45	5.12	2.32
23	11 1/2	5.560	141.22	5.59	142.0	1	1 3/4	20	45	-	-	-	-	1	1 3/4	20	45	5.31	2.41
24	12	5.796	147.22	5.83	148.1	1	1 3/4	20	45	-	-	-	-	1	1 3/4	20	45	5.41	2.45
25	12 1/2	6.032	153.21	6.07	154.2	1	1 3/4	20	45	-	-	-	-	1	1 3/4	20	45	5.57	2.53
27	13 1/2	6.504	165.20	6.56	166.6	1	1 3/4	20	45	-	-	-	-	1	1 3/4	20	45	6.50	2.95
29	14 1/2	6.978	177.24	7.05	179.1	1	1 3/4	20	45	-	-	-	-	1	1 3/4	20	45	6.72	3.05
31	15 1/2	7.452	189.28	7.53	191.3	1	1 3/4	20	45	-	-	-	-	1	1 3/4	20	45	6.86	3.11
41	20 1/2	9.826	249.58	9.93	252.2	1	2 1/2	20	65	-	-	-	-	1	2 1/2	20	65	16.23	7.36

Shaft-ready round bore sprockets are shipped with keyway and setscrew.

### 820 Cast Iron Block Body Sprocket Information

Number of Teeth		Pitch Diameter		Outside Diameter		Bore Diameter (Shaft-Ready)								Bore Diameter (Round)				Approximate Weight	
						Round				Square				in		mm			
						in	mm	min	max	min	max	min	max	min	max	min	max		
actual	effect	in	mm	in	mm	min	max	min	max	min	max	min	max	min	max	min	max	lbs	kg
13	6 1/2	3.228	81.99	3.11	79.0	1	1 1/4	20	30	-	-	-	-	1	1 1/4	20	30	2.45	1.11
15	7 1/2	3.688	93.68	3.63	92.2	1	1 1/4	20	30	-	-	-	-	1	1 1/4	20	30	3.57	1.62
17	8 1/2	4.152	105.46	4.12	104.6	1	1 11/16	20	40	-	-	-	-	1	1 11/16	20	40	4.83	2.19
21	10 1/2	5.089	129.26	5.12	130.0	1	2 11/16	20	70	-	-	-	-	1	2 11/16	20	70	4.63	2.10
25	12 1/2	6.032	153.21	6.07	154.2	1	3 7/16	20	90	-	-	-	-	1	3 7/16	20	90	5.57	2.53

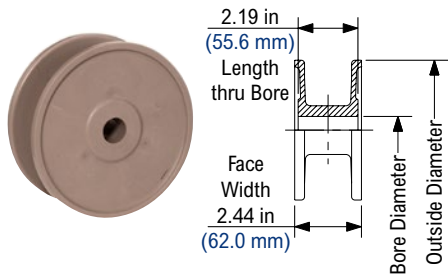
Shaft-ready round bore sprockets are shipped with keyway and setscrew.

### NS820 Thermoplastic Split Sprocket Information

Number of Teeth		Pitch Diameter		Outside Diameter		Bore Diameter (Shaft-Ready)								Bore Diameter (Idler)				Approximate Weight	
						Round				Square				in		mm			
						in	mm	min	max	min	max	min	max	min	max	min	max		
actual	effect	in	mm	in	mm	min	max	min	max	min	max	min	max	min	max	min	max	lbs	kg
21	10 1/2	5.089	129.26	5.12	130.0	1	1 5/8	25	40	-	-	-	-	1	1 5/8	25	40	1.01	0.46
23	11 1/2	5.560	141.22	5.59	142.0	1	1 5/8	25	40	-	-	-	-	1	1 5/8	25	40	1.19	0.54
25	12 1/2	6.032	153.21	6.07	154.2	1	2	25	50	-	-	-	-	1	2	25	50	1.39	0.63
27	13 1/2	6.504	165.20	6.56	166.6	1	1 5/8	25	40	-	-	-	-	1	1 5/8	25	40	1.76	0.80

Imperial shaft-ready round bore sprockets are shipped with keyway and setscrew. Metric shaft-ready round bore sprockets are shipped with keyway and no setscrew. Idler bores are designed to spin freely on the shaft.

## 815/820 Idler Wheel



### 815/820 Idler Wheel Imperial Information

Equivalent Tooth Size	Outside Diameter		Imperial Bore Diameter (Idler)					Approximate Weight	
	in	mm	in					lbs	kg
21	5.11	129.8	7/8	1	1 3/16	1 1/4	1 1/2	0.49	0.22
23	5.60	142.2	7/8	1	1 3/16	1 1/4	1 1/2	0.59	0.27
25	6.09	154.7	7/8	1	1 3/16	1 1/4	1 1/2	0.66	0.30
27	6.56	166.6	-	-	-	1 1/4	-	0.70	0.32

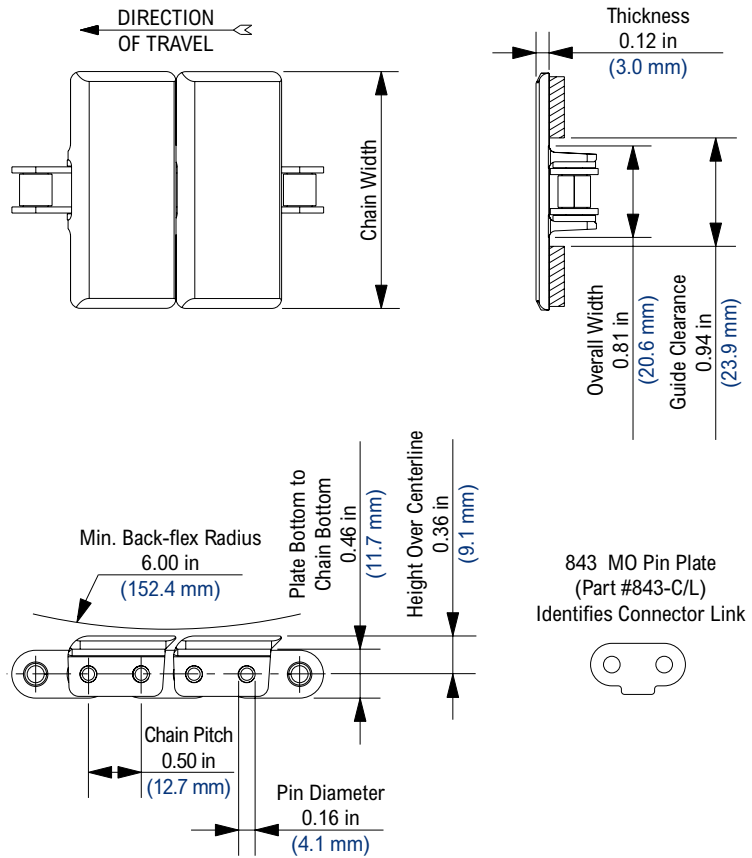

Idler wheels are designed to spin freely on the shaft. 27 tooth idler wheel is available on a made-to-order basis and is subject to minimum order requirements.

### 815/820 Idler Wheel Metric Information

Equivalent Tooth Size	Outside Diameter		Metric Bore Diameter (Idler)				Approximate Weight	
	in	mm	mm				lbs	kg
21	5.11	129.8	25	30	35	40	0.49	0.22
23	5.60	142.2	25	30	35	40	0.59	0.27
25	6.09	154.7	25	30	35	40	0.66	0.30

Idler wheels are designed to spin freely on the shaft.

# 843 (S)



## Chain Information

Chain Width desc	Chain Width		Min. Side-flex Radius		Approximate Weight	
	in	mm	in	mm	lbs/ft	kg/m
1 3/8	1.38	34.9	-	-	0.56	0.83
1 7/16	1.44	36.5	-	-	0.56	0.83
2	2.00	50.8	-	-	0.60	0.89
3 1/4	3.25	82.6	-	-	0.69	1.03

## Available Materials

Prefix	Top Plate Material	Base Chain Material	Temperature						Chain Strength		FDA Approval
			Fahrenheit			Celsius					
			min	max		min	max		lbs	N	
<b>Standard Materials</b>											
LF	Low Friction	Carbon Steel	-40	180	NR	-40	82	NR	800	3,559	No
<b>Non-Standard Materials</b>											
AS	Anti-Static	Carbon Steel	0	180	NR	-18	82	NR	800	3,559	No
BWR	Black Wear Resistant	Carbon Steel	-40	180	NR	-40	82	NR	800	3,559	No
DUV	Plain Acetal Ultraviolet Resistant	Stainless Steel	0	180	150	-18	82	66	800	3,559	No
HP	High Performance	Stainless Steel	-40	180	150	-40	82	66	800	3,559	Yes
MR	Melt Resistant	Carbon Steel	-80	220	NR	-62	104	NR	800	3,559	No

## Regulatory Information

The Food and Drug Administration (FDA) accepts certain materials for direct food contact. FDA approved material is compliant to FDA 21 CFR § 177.

Rexnord, TableTop and HP are trademarks of Rexnord Corporation.

All rights reserved.

## Additional Notes

Non-Standard products are non-returnable. Minimum order quantity and additional setup charges may also apply.

Stocked in 240 pitch, 10 ft (3.048 m) length strands.

Uses 843 carbon steel (S) base chain (Part #843S-BC).

Chain runs on ANSI No. 40 sprockets.

Chain strength is listed at room temperature. NR = Not Recommended.

For additional material information, see material portfolio.

# 843 (SS)


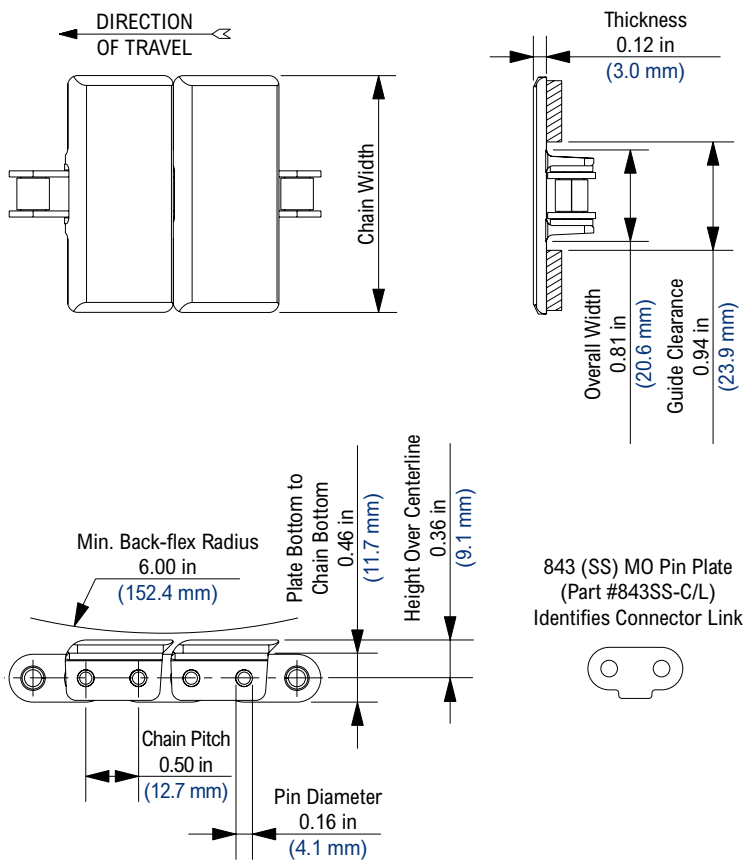
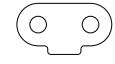


Photo shows 843 TableTop Chain with top plates molded in Low Friction (LF) material on Stainless Steel (SS) base chain.



843 (SS) MO Pin Plate (Part #843SS-C/L) Identifies Connector Link



### Chain Information

Chain Width desc	Chain Width		Min. Side-flex Radius		Approximate Weight	
	in	mm	in	mm	lbs/ft	kg/m
1 3/8	1.38	34.9	-	-	0.56	0.83
1 7/16	1.44	36.5	-	-	0.56	0.83
2	2.00	50.8	-	-	0.60	0.89
3 1/4	3.25	82.6	-	-	0.69	1.03

### Available Materials

Prefix	Top Plate Material	Base Chain Material	Temperature						Chain Strength		FDA Approval
			Fahrenheit			Celsius					
			min	max		min	max		lbs	N	
			dry	wet		dry	wet				
<b>Standard Materials</b>											
LF	Low Friction	Stainless Steel	-40	180	150	-40	82	66	520	2,313	Yes
<b>Non-Standard Materials</b>											
AS	Anti-Static	Stainless Steel	0	180	NR	-18	82	NR	520	2,313	No
DUV	Plain Acetal Ultraviolet Resistant	Stainless Steel	0	180	150	-18	82	66	520	2,313	No
BWR	Black Wear Resistant	Stainless Steel	-40	180	NR	-40	82	NR	520	2,313	No
HP	High Performance	Stainless Steel	-40	180	150	-40	82	66	520	2,313	Yes
MR	Melt Resistant	Stainless Steel	-80	220	NR	-62	104	NR	520	2,313	No

### Regulatory Information

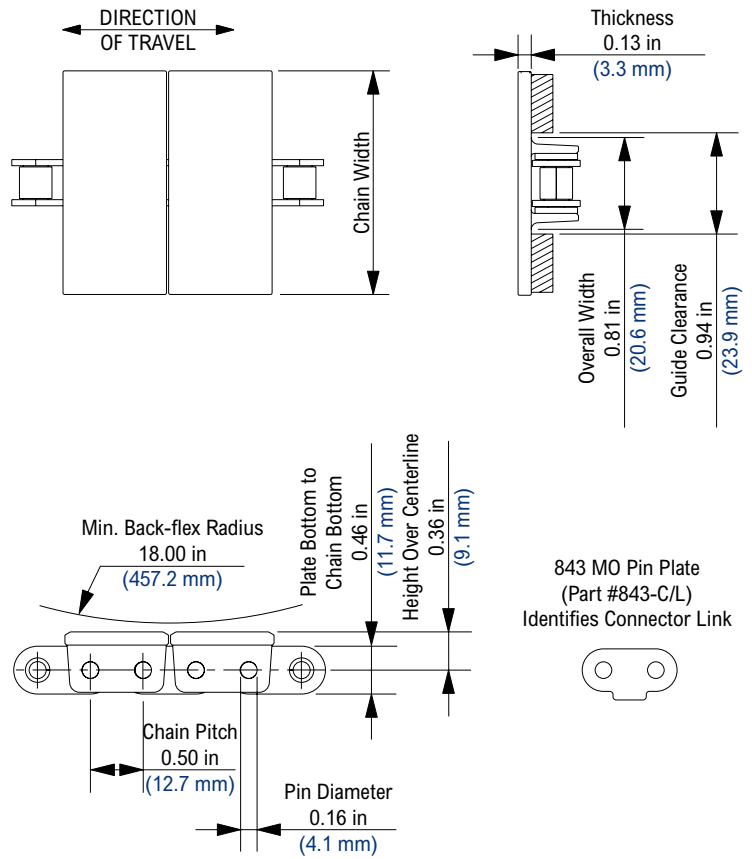

The Food and Drug Administration (FDA) accepts certain materials for direct food contact. FDA approved material is compliant to FDA 21 CFR § 177. Rexnord, TableTop and HP are trademarks of Rexnord Corporation. All rights reserved.

### Additional Notes

Non-Standard products are non-returnable. Minimum order quantity and additional setup charges may also apply. Stocked in 240 pitch, 10 ft (3.048 m) length strands. Uses 843 stainless steel (SS) base chain (Part #843SS-BC). Chain runs on ANSI No. 40 sprockets. Chain strength is listed at room temperature. NR = Not Recommended. For additional material information, see material portfolio.



# 845 (S)



## Chain Information

Chain Width	Chain Width		Min. Side-flex Radius		Approximate Weight	
	desc	in	mm	in	mm	lbs/ft
1 1/8	1.13	28.6	-	-	0.57	0.85
1 3/8	1.38	34.9	-	-	0.60	0.89
2	2.00	50.8	-	-	0.66	0.98

## Available Materials

Prefix	Top Plate Material	Base Chain Material	Temperature						Chain Strength		FDA Approval
			Fahrenheit			Celsius					
			min	max		min	max				
				dry	wet		dry	wet			
<b>Standard Materials</b>											
LF	Low Friction	Carbon Steel	-40	180	NR	-40	82	NR	800	3,559	No

## Regulatory Information

The Food and Drug Administration (FDA) accepts certain materials for direct food contact. FDA approved material is compliant to FDA 21 CFR § 177.

Rexnord and TableTop are trademarks of Rexnord Corporation.

All rights reserved.

## Additional Notes

Non-Standard products are non-returnable. Minimum order quantity and additional setup charges may also apply.

Stocked in 240 pitch, 10 ft (3.048 m) length strands.

Uses 843 carbon steel (S) base chain (Part #843S-BC).

Chain runs on ANSI No. 40 sprockets.

Chain strength is listed at room temperature. NR = Not Recommended.

For additional material information, see material portfolio.

# 845 (SS)


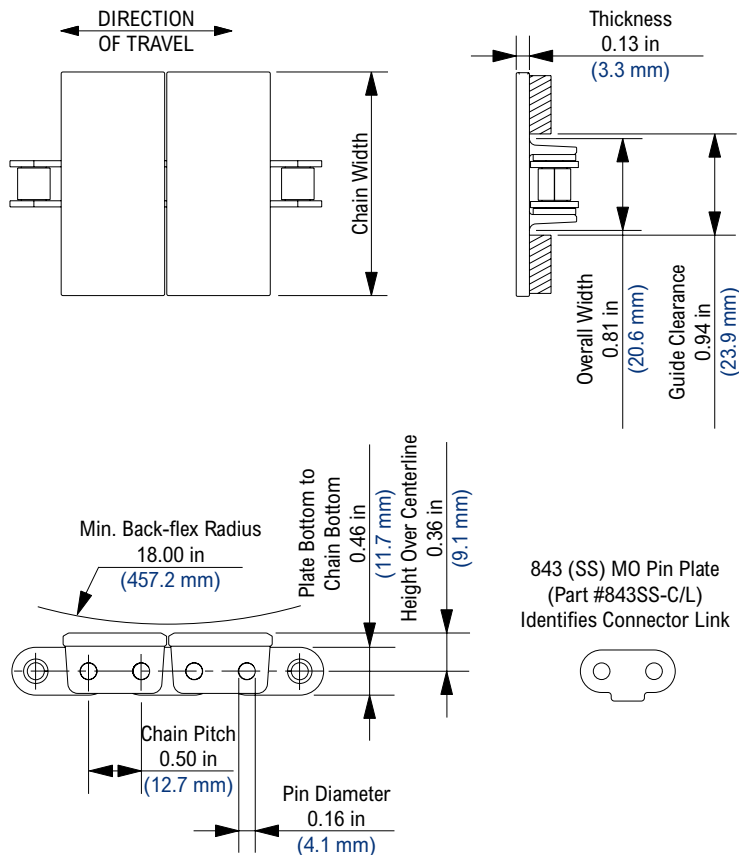


Photo shows 845 TableTop Chain with top plates molded in Low Friction (LF) material on Stainless Steel (SS) base chain.



### Chain Information

Chain Width			Min. Side-flex Radius		Approximate Weight	
desc	in	mm	in	mm	lbs/ft	kg/m
1 1/8	1.13	28.6	-	-	0.57	0.85
1 3/8	1.38	34.9	-	-	0.60	0.89
2	2.00	50.8	-	-	0.66	0.98

### Available Materials

Prefix	Top Plate Material	Base Chain Material	Temperature						Chain Strength		FDA Approval
			Fahrenheit			Celsius					
			min	max		min	max		lbs	N	
				dry	wet		dry	wet			
<b>Standard Materials</b>											
LF	Low Friction	Stainless Steel	-40	180	150	-40	82	66	520	2,313	Yes

### Regulatory Information

The Food and Drug Administration (FDA) accepts certain materials for direct food contact. FDA approved material is compliant to FDA 21 CFR § 177.

Rexnord and TableTop are trademarks of Rexnord Corporation.

All rights reserved.

### Additional Notes

Non-Standard products are non-returnable. Minimum order quantity and additional setup charges may also apply.

Stocked in 240 pitch, 10 ft (3.048 m) length strands.

Uses 843 stainless steel (SS) base chain (Part #843SS-BC).

Chain runs on ANSI No. 40 sprockets.

Chain breaker available.

Chain strength is listed at room temperature.

NR = Not Recommended.

For additional material information, see material portfolio.



Part #SK12776

# 863 TAB (S)


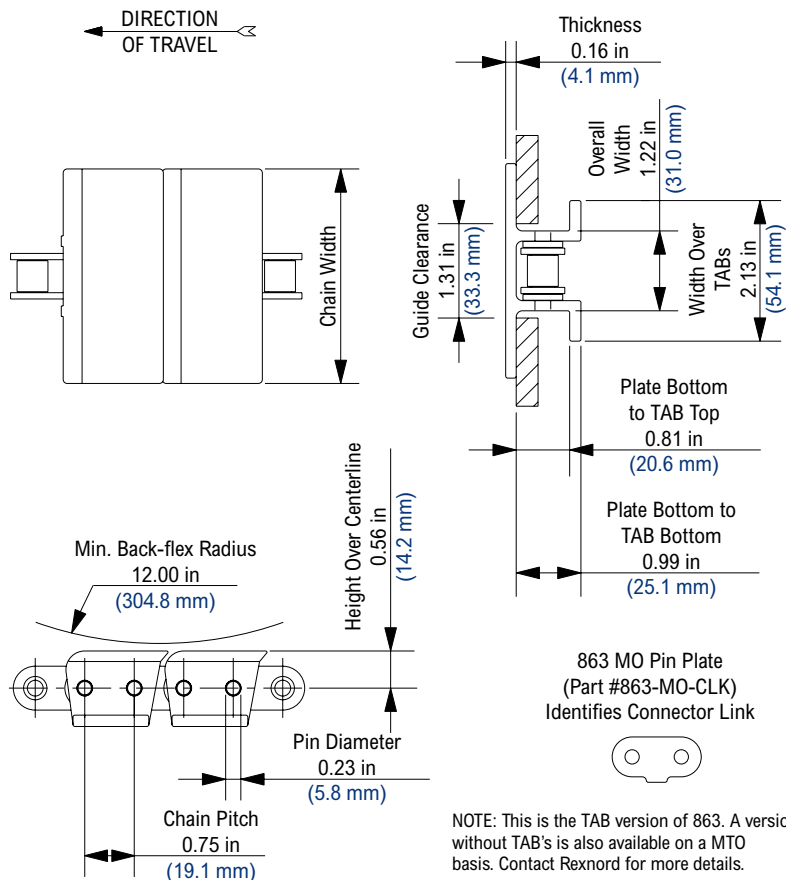


Photo shows 863 TAB TableTop Chain with top plates molded in Low Friction (LF) material on Carbon Steel (S) base chain.

### Chain Information

Chain Width	Min. Side-flex Radius		Approximate Weight				
	desc	in	mm	in	mm	lbs/ft	kg/m
3 1/4	3.25	82.6	-	-	-	1.41	2.10
4 1/2	4.50	114.3	-	-	-	1.50	2.24



### Available Materials

Prefix	Top Plate Material	Base Chain Material	Temperature						Chain Strength		FDA Approval
			Fahrenheit			Celsius			lbs	N	
			min	max		min	max				
			dry	wet	NR	min	dry	wet			
<b>Standard Materials</b>											
LF	Low Friction	Carbon Steel	-40	180	NR	-40	82	NR	1,400	6,228	Yes
<b>Non-Standard Materials</b>											
BWR	Black Wear Resistant	Carbon Steel	-40	180	NR	-40	82	NR	1,400	6,228	No
HP	High Performance	Carbon Steel	-40	180	NR	-40	82	NR	1,400	6,228	No
WX	Green Abrasion Resistant Polyamide	Carbon Steel	-40	220	NR	-40	104	NR	1,400	6,228	No

### Regulatory Information

Rexnord, TableTop and HP are trademarks of Rexnord Corporation. All rights reserved.

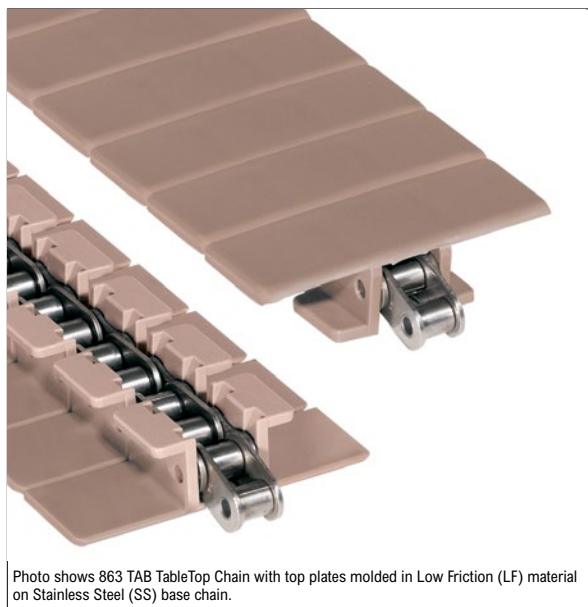
### Additional Notes

- Non-Standard products are non-returnable. Minimum order quantity and additional setup charges may also apply.
- Stocked in 160 pitch, 10 ft (3.048 m) length strands.
- Uses 863 carbon steel (S) base chain (Part #863-BC).
- Chain runs on ANSI No. 60 sprockets.
- Chain breakers available.
- Chain strength is listed at room temperature.
- NR = Not Recommended.
- For additional material information, see material portfolio.



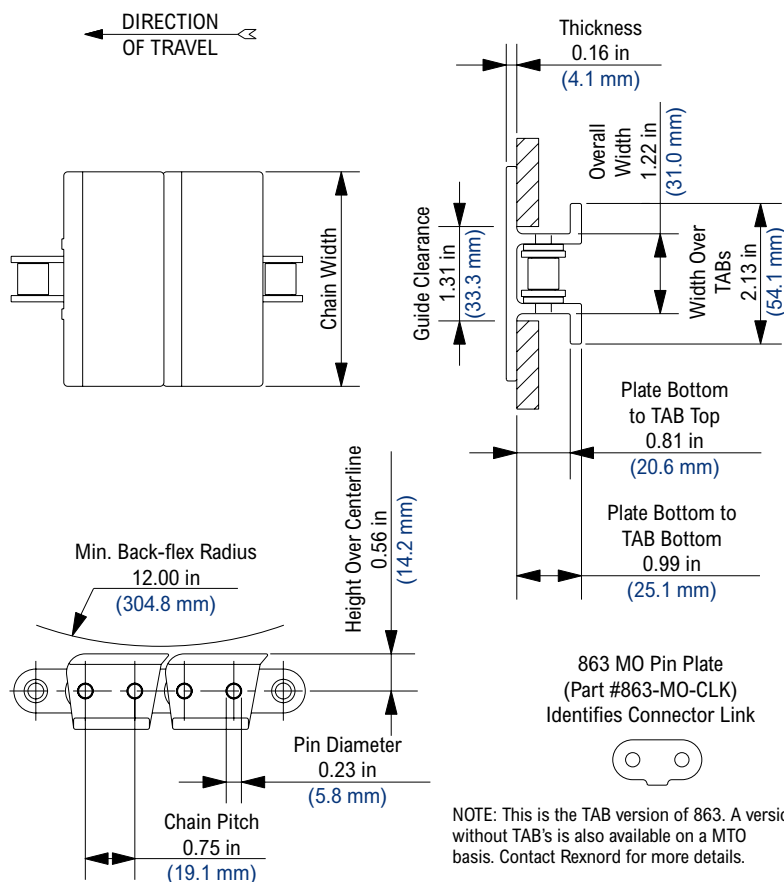
Part #SK12776

## 863 TAB (SS)



### Chain Information

Chain Width desc	Chain Width		Min. Side-flex Radius		Approximate Weight	
	in	mm	in	mm	lbs/ft	kg/m
3 1/4	3.25	82.6	-	-	1.41	2.10
4 1/2	4.50	114.3	-	-	1.50	2.24



### Available Materials

Prefix	Top Plate Material	Base Chain Material	Temperature						Chain Strength		FDA Approval
			Fahrenheit			Celsius					
			min	max		min	max		lbs	N	
				dry	wet		dry	wet			
<b>Standard Materials</b>											
LF	Low Friction	Stainless Steel	-40	180	150	-40	82	66	900	4,003	Yes
<b>Non-Standard Materials</b>											
HP	High Performance	Stainless Steel	-40	180	150	-40	82	66	900	4,003	Yes

### Regulatory Information

The Food and Drug Administration (FDA) accepts certain materials for direct food contact. FDA approved material is compliant to FDA 21 CFR § 177.

Rexnord, TableTop and HP are trademarks of Rexnord Corporation.

All rights reserved.

### Additional Notes

Non-Standard products are non-returnable. Minimum order quantity and additional setup charges may also apply.

Stocked in 160 pitch, 10 ft (3.048 m) length strands.

Uses 863 stainless steel (SS) base chain (Part #863SS-BC).

Chain runs on ANSI No. 60 sprockets.

Chain breakers available.

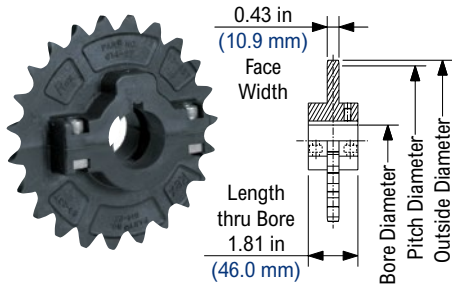
Chain strength is listed at room temperature.

NR = Not Recommended.

For additional material information, see material portfolio.



## NS63 Thermoplastic Split Sprocket



### NS63 Thermoplastic Split Sprocket Information

Number of Teeth		Pitch Diameter		Outside Diameter		Bore Diameter (Shaft-Ready)								Bore Diameter (Round)				Approximate Weight	
						Round				Square				in		mm			
						min	max	min	max	min	max	min	max	min	max	min	max		
actual	effect	in	mm	in	mm	in	mm	in	mm	in	mm	in	mm	in	mm	in	mm	lbs	kg
23	11 1/2	5.508	139.90	5.91	150.1	1	1 5/8	30	40	-	-	-	-	1	1 5/8	30	40	0.75	0.34

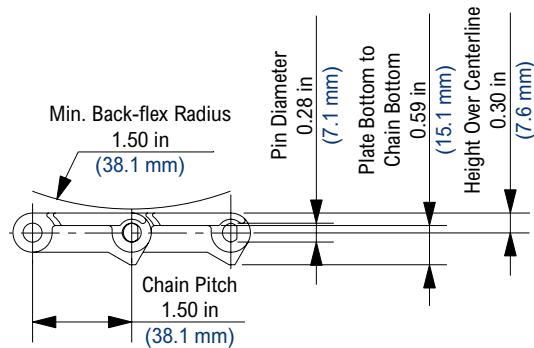
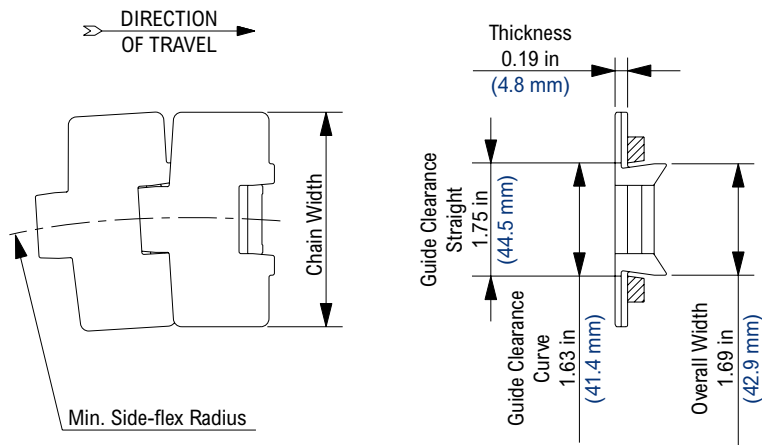
Shaft-ready round bore sprockets are shipped with keyway and setscrew. Metric shaft-ready round bore sprockets are shipped with metric hardware but without set screws. Idler bores are designed to spin freely on the shaft without keyway or setscrews.



# 879 B



Photo shows 879 B TableTop Chain molded in Low Friction (LF) material.



### Chain Information

Chain Width desc	Chain Width		Min. Side-flex Radius		Approximate Weight	
	in	mm	in	mm	lbs/ft	kg/m
3 1/4	3.25	82.6	18.00	457.2	0.60	0.89
4 1/2	4.50	114.3	24.00	609.6	0.70	1.04

### Available Materials

Prefix	Chain Material	Standard Pin Material	Temperature						Chain Strength		FDA Approval
			Fahrenheit			Celsius					
			min	max		min	max		lbs	N	
			dry	wet		dry	wet				
<b>Standard Materials</b>											
HP	High Performance	Stainless Steel	-40	180	150	-40	82	66	425	1,890	Yes
LF	Low Friction	Stainless Steel	-40	180	150	-40	82	66	425	1,890	Yes
<b>Non-Standard Materials</b>											
MR	Melt Resistant	Stainless Steel	-80	220	NR	-62	104	NR	425	1,890	No

### Regulatory Information

The Food and Drug Administration (FDA) accepts certain materials for direct food contact. FDA approved material is compliant to FDA 21 CFR § 177.

Rexnord, TableTop and HP are trademarks of Rexnord Corporation.

All rights reserved.

### Additional Notes

Non-Standard products are non-returnable. Minimum order quantity and additional setup charges may also apply.

Stocked in 80 pitch, 10 ft (3.048 m) length strands.

Thermoplastic pins are available on a made-to-order basis.

Chain strength is listed at room temperature. NR = Not Recommended.

For additional material information, see material portfolio.

# 879 TAB


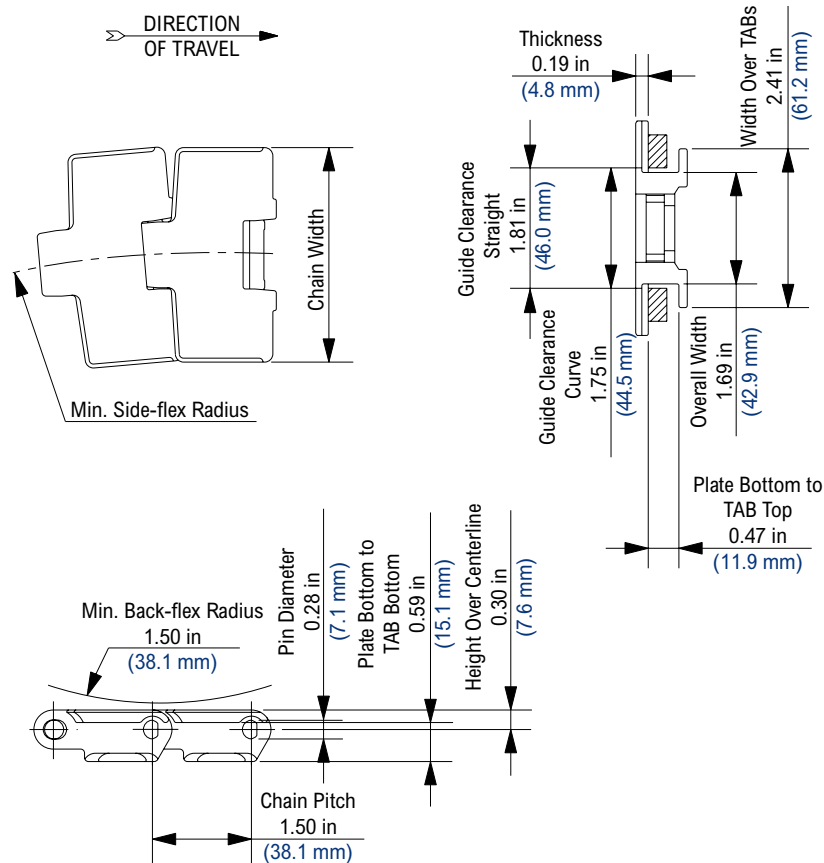


Photo shows 879 TAB TableTop Chain molded in Low Friction (LF) material.



## Chain Information

Chain Width desc	Chain Width		Min. Side-flex Radius		Approximate Weight	
	in	mm	in	mm	lbs/ft	kg/m
3 1/4	3.25	82.6	18.00	457.2	0.70	1.04
4 1/2	4.50	114.3	24.00	609.6	0.76	1.13

## Available Materials

Prefix	Chain Material	Standard Pin Material	Temperature						Chain Strength		FDA Approval
			Fahrenheit			Celsius					
			min	max		min	max		lbs	N	
<b>Standard Materials</b>											
Dry-PT	Dry PET Low Friction	Stainless Steel	-40	180	150	-40	82	66	425	1,890	Yes
HP	High Performance	Stainless Steel	-40	180	150	-40	82	66	425	1,890	Yes
LF	Low Friction	Stainless Steel	-40	180	150	-40	82	66	425	1,890	Yes
PS	Platinum Series	Stainless Steel	-40	180	150	-40	82	66	425	1,890	Yes
PSX	Platinum Series X	Stainless Steel	-40	180	150	-40	82	66	425	1,890	Yes
<b>Non-Standard Materials</b>											
AS	Anti-Static	Stainless Steel	0	180	NR	-18	82	NR	255	1,134	No
BWR	Black Wear Resistant	Stainless Steel	-40	180	NR	-40	82	NR	510	2,269	No
MR	Melt Resistant	Stainless Steel	-80	220	NR	-62	104	NR	425	1,890	No
P	Chemical Resistant	Stainless Steel	0	180	140	-18	82	60	340	1,512	Yes

## Regulatory Information

The Food and Drug Administration (FDA) accepts certain materials for direct food contact. FDA approved material is compliant to FDA 21 CFR § 177.

Rexnord, TableTop, Dry-PT, HP, Platinum Series, Platinum Series X, PS and PSX are trademarks of Rexnord Corporation.

All rights reserved.

## Additional Notes

Non-Standard products are non-returnable. Minimum order quantity and additional setup charges may also apply.

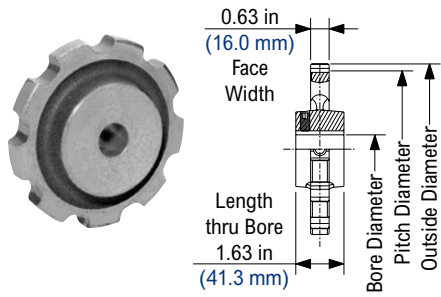
Stocked in 80 pitch, 10 ft (3.048 m) length strands.

Thermoplastic pins are available on a made-to-order basis.

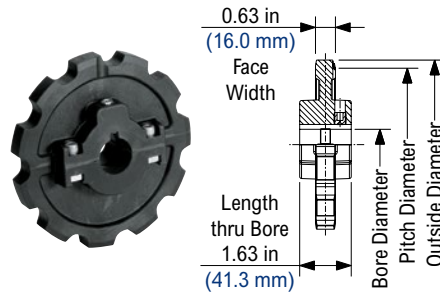
Chain strength is listed at room temperature. NR = Not Recommended.

For additional material information, see material portfolio.

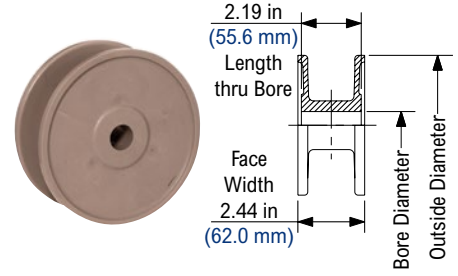
### 880 Cast Iron Sprocket



### NS880 Thermoplastic Split Sprocket



### 815/820 Idler Wheel



### 880 Cast Iron Sprocket Information

Number of Teeth		Pitch Diameter		Outside Diameter		Bore Diameter (Shaft-Ready)								Bore Diameter (Round)				Approximate Weight	
						Round				Square				in		mm			
						in	mm	min	max	min	max	min	max	min	max	min	max		
actual	effect	in	mm	in	mm	min	max	min	max	min	max	min	max	min	max	min	max	lbs	kg
9	9	4.386	111.40	4.33	110.0	3/4	1 3/8	20	35	-	-	-	-	3/4	2 1/4	20	55	2.87	1.30
10	10	4.854	123.29	4.82	122.4	3/4	1 1/4	20	30	-	-	-	-	3/4	1 3/4	20	40	3.09	1.40
11	11	5.324	135.23	5.31	134.9	3/4	1 3/8	20	35	-	-	-	-	3/4	2 1/4	20	55	3.31	1.50
12	12	5.796	147.22	5.80	147.3	3/4	1 3/8	20	35	-	-	-	-	3/4	2 1/4	20	55	3.53	1.60
15	15	7.215	183.26	7.26	184.4	3/4	1 3/8	20	35	-	-	-	-	3/4	2 1/4	20	55	4.19	1.90

Shaft-ready round bore sprockets are shipped with keyway and setscrew.

### NS880 Thermoplastic Split Sprocket Information

Number of Teeth		Pitch Diameter		Outside Diameter		Bore Diameter (Shaft-Ready)								Bore Diameter (Round)				Approximate Weight	
						Round				Square				in		mm			
						in	mm	min	max	min	max	min	max	min	max	min	max		
actual	effect	in	mm	in	mm	min	max	min	max	min	max	min	max	min	max	min	max	lbs	kg
11	11	5.324	135.23	5.30	134.6	1	1 5/8	25	40	-	-	-	-	1	1 3/4	25	45	0.66	0.30
12	12	5.796	147.22	5.80	147.3	1	1 3/4	25	45	-	-	-	-	1	1 3/4	25	45	0.82	0.37

Imperial shaft-ready round bore sprockets are shipped with keyway and setscrew. Metric shaft-ready round bore sprockets are shipped with keyway and no setscrew. Idler bores are designed to spin freely on the shaft.

### 815/820 Idler Wheel Imperial Information

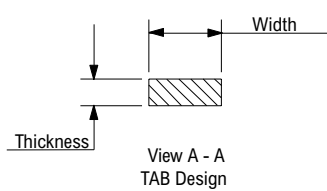
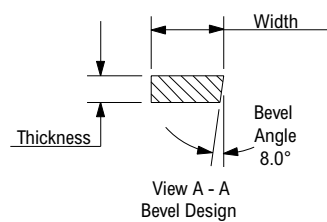
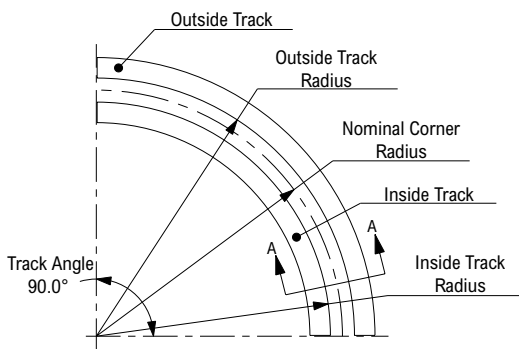
Equivalent Tooth Size	Outside Diameter		Imperial Bore Diameter (Idler)					Approximate Weight	
	in	mm	in		in			lbs	kg
21	5.11	129.8	7/8	1	1 3/16	1 1/4	1 1/2	0.49	0.22
23	5.60	142.2	7/8	1	1 3/16	1 1/4	1 1/2	0.59	0.27
25	6.09	154.7	7/8	1	1 3/16	1 1/4	1 1/2	0.66	0.30
27	6.56	166.6	-	-	-	1 1/4	-	0.70	0.32

Idler wheels are designed to spin freely on the shaft. 27 tooth idler wheel is available on a made-to-order basis and is subject to minimum order requirements.

### 815/820 Idler Wheel Metric Information

Equivalent Tooth Size	Outside Diameter		Metric Bore Diameter (Idler)				Approximate Weight	
	in	mm	mm				lbs	kg
21	5.11	129.8	25	30	35	40	0.49	0.22
23	5.60	142.2	25	30	35	40	0.59	0.27
25	6.09	154.7	25	30	35	40	0.66	0.30
27	6.56	166.6	-	-	1 1/4	-	0.70	0.32

Idler wheels are designed to spin freely on the shaft.

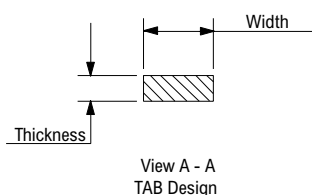
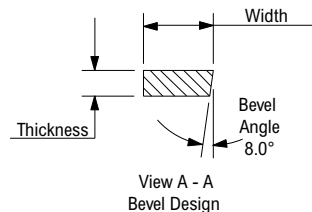
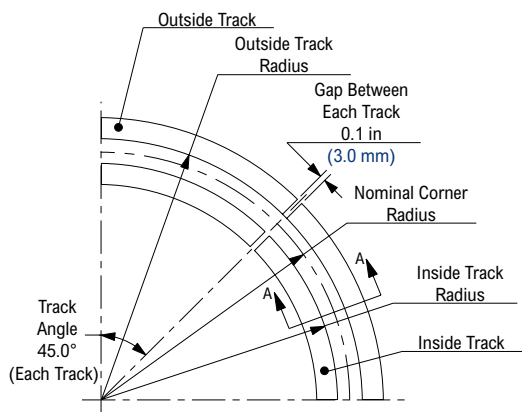


**Corner Track (Two Piece)**

Corner Track Kit Number	Part Number	Accommodates Top Plate Width		Nominal Corner Radius		Inside Track Radius		Outside Track Radius		Thickness		Width		Material	Color	Approximate Corner Track Kit Weight	
		in	mm	in	mm	in	mm	in	mm	in	mm	in	mm			lbs	kg
<b>Bevel Design</b>																	
N18B3	10178061	3 1/4	82.55	18.0	457	17.2	437	18.8	478	0.375	9.5	1.00	25.4	Nylatron <sup>‡</sup>	Black	0.85	0.39
U18B3	10178903	3 1/4	82.55	18.0	457	17.2	437	18.8	478	0.375	9.5	1.00	25.4	UHMWPE	White	0.85	0.39
ULF18B3	10404289	3 1/4	82.55	18.0	457	17.2	437	18.8	478	0.375	9.5	1.00	25.4	ULF	Brown/Red	1.01	0.45
N24B3	10178063	All	All	24.0	610	23.2	589	24.8	630	0.375	9.5	1.00	25.4	Nylatron <sup>‡</sup>	Black	1.14	0.52
U24B3	10178908	All	All	24.0	610	23.2	589	24.8	630	0.375	9.5	1.00	25.4	UHMWPE	White	1.14	0.52
ULF24B3	10404292	All	All	24.0	610	23.2	589	24.8	630	0.375	9.5	1.00	25.4	ULF	Brown/Red	1.34	0.60
<b>TAB Design</b>																	
N18R3	10178062	3 1/4	82.55	18.0	457	17.1	434	18.9	480	0.375	9.5	1.50	38.1	Nylatron <sup>‡</sup>	Black	1.28	0.58
U18R3	10178904	3 1/4	82.55	18.0	457	17.1	434	18.9	480	0.375	9.5	1.50	38.1	UHMWPE	White	1.28	0.58
ULF18R3	10400636	3 1/4	82.55	18.0	457	17.1	434	18.9	480	0.375	9.5	1.50	38.1	ULF	Brown/Red	1.06	0.48
N24R3	10178064	All	All	24.0	610	23.1	587	24.9	632	0.375	9.5	1.50	38.1	Nylatron <sup>‡</sup>	Black	1.71	0.78
U24R3	10178909	All	All	24.0	610	23.1	587	24.9	632	0.375	9.5	1.50	38.1	UHMWPE	White	1.71	0.78
ULF24R3	10400637	All	All	24.0	610	23.1	587	24.9	632	0.375	9.5	1.50	38.1	ULF	Brown/Red	1.41	0.64

Corner track kit supplied as one 90° inside and one 90° outside track, which can be used as either carry or return.

<sup>‡</sup>Nylatron® is a registered trademark of Quadrant Engineering Plastics Products.



**Corner Track (Four Piece)**

Corner Track Kit Number	Part Number	Accommodates Top Plate Width		Nominal Corner Radius		Inside Track Radius		Outside Track Radius		Thickness		Width		Material	Color	Approximate Corner Track Kit Weight	
		in	mm	in	mm	in	mm	in	mm	in	mm	in	mm			lbs	kg
<b>Bevel Design</b>																	
N30B3	10178066	All	All	30.0	762	29.2	742	30.8	782	0.375	9.5	1.50	38.1	Nylatron <sup>‡</sup>	Black	2.13	0.97
U30B3		All	All	30.0	762	29.2	742	30.8	782	0.375	9.5	1.50	38.1	UHMWPE	White	2.13	0.97
ULF30B3	10404295	All	All	30.0	762	29.2	742	30.8	782	0.375	9.5	1.50	38.1	ULF	Brown/Red	1.68	0.76
<b>TAB Design</b>																	
N30R3	10178067	All	All	30.0	762	29.2	742	30.8	782	0.375	9.5	1.50	38.1	Nylatron <sup>‡</sup>	Black	2.13	0.97
U30R3	10178911	All	All	30.0	762	29.2	742	30.8	782	0.375	9.5	1.50	38.1	UHMWPE	White	2.13	0.97
ULF30R3	10400638	All	All	30.0	762	29.2	742	30.8	782	0.375	9.5	1.50	38.1	ULF	Brown/Red	1.76	0.80

Corner track kit supplied as two 45° inside and two 45° outside track, which can be used as either carry or return.

<sup>‡</sup>Nylatron® is a registered trademark of Quadrant Engineering Plastics Products.

# 880 B


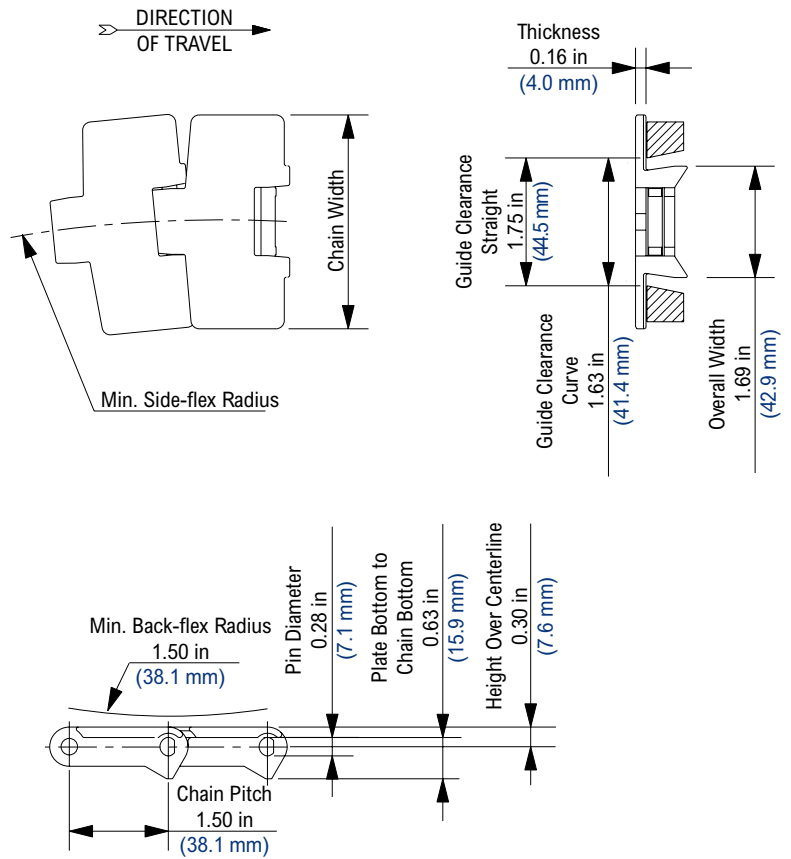


Photo shows 880 B TableTop Chain molded in Low Friction (LF) material.



### Chain Information

desc	Chain Width		Min. Side-flex Radius		Approximate Weight	
	in	mm	in	mm	lbs/ft	kg/m
3 1/4	3.25	82.6	18.00	457.2	0.60	0.89
4 1/2	4.50	114.3	24.00	609.6	0.70	1.04

### Available Materials

Prefix	Chain Material	Standard Pin Material	Temperature						Chain Strength		FDA Approval
			Fahrenheit			Celsius					
			min	max		min	max		lbs	N	
			dry	wet		dry	wet				
<b>Standard Materials</b>											
HP	High Performance	Stainless Steel	-40	180	150	-40	82	66	425	1,890	Yes
LF	Low Friction	Stainless Steel	-40	180	150	-40	82	66	425	1,890	Yes
<b>Non-Standard Materials</b>											
AS	Anti-Static	Stainless Steel	0	180	NR	-18	82	NR	255	1,134	No
CR	Extreme Chemical Resistant	Stainless Steel	40	240	212	4	116	100	340	1,512	Yes
MR	Melt Resistant	Stainless Steel	-80	220	NR	-62	104	NR	425	1,890	No
P	Chemical Resistant	Stainless Steel	0	180	140	-18	82	60	340	1,512	Yes

### Regulatory Information

Based on the material chemistries, industry standards, and the documentation in the Federal Registry, it is the opinion of Rexnord that the MCC TableTop stainless steel chains can be considered GRAS for direct food contact.

Rexnord, HP and TableTop are trademarks of Rexnord Corporation.

All rights reserved.

### Additional Notes

Non-Standard products are non-returnable. Minimum order quantity and additional setup charges may also apply.

Stocked in 80 pitch, 10 ft (3.048 m) length strands.

Thermoplastic pins are available on a made-to-order basis.

Chain strength is listed at room temperature. NR = Not Recommended.

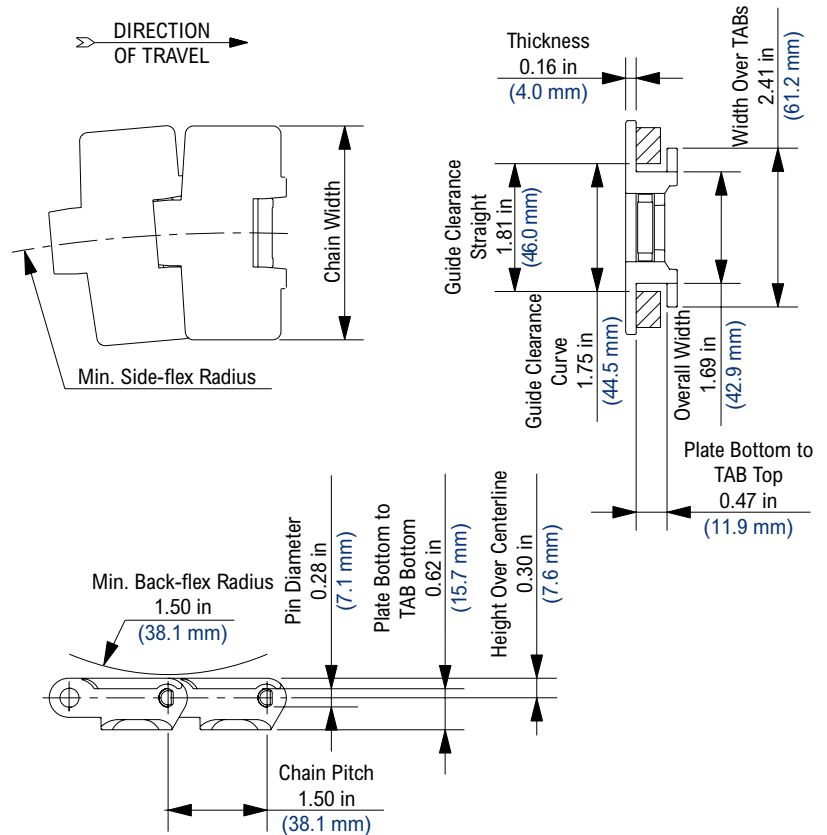
For additional material information, see material portfolio.



# 880 TAB



Photo shows 880 TAB TableTop Chain molded in Low Friction (LF) material.



### Chain Information

desc	Chain Width		Min. Side-flex Radius		Approximate Weight	
	in	mm	in	mm	lbs/ft	kg/m
3 1/4	3.25	82.6	18.00	457.2	0.63	0.94
4 1/2	4.50	114.3	24.00	609.6	0.73	1.09

### Available Materials

Prefix	Chain Material	Standard Pin Material	Temperature						Chain Strength		FDA Approval
			Fahrenheit			Celsius			lbs	N	
			min	max		min	max				
<b>Standard Materials</b>											
AS	Anti-Static	Stainless Steel	0	180	NR	-18	82	NR	255	1,134	No
Dry-PT	Dry PET Low Friction	Stainless Steel	-40	180	150	-40	82	66	425	1,890	Yes
HP	High Performance	Stainless Steel	-40	180	150	-40	82	66	425	1,890	Yes
LF	Low Friction	Stainless Steel	-40	180	150	-40	82	66	425	1,890	Yes
PSX	Platinum Series X	Stainless Steel	-40	180	150	-40	82	66	425	1,890	Yes
<b>Non-Standard Materials</b>											
BWR	Black Wear Resistant	Stainless Steel	-40	180	NR	-40	82	NR	510	2,269	No
CR	Extreme Chemical Resistant	Stainless Steel	40	240	212	4	116	100	340	1,512	Yes
DKA	Abrasion Resistant Composite	Stainless Steel	0	v180	150	-18	82	66	425	1,890	Yes
FR	Flame Retardant	Stainless Steel	0	180	140	-18	82	60	255	1,134	No
HS	Heat Stabilized	Stainless Steel	-40	220	212	-40	104	100	425	1,890	No
MR	Melt Resistant	Stainless Steel	-80	220	NR	-62	104	NR	425	1,890	No
P	Chemical Resistant	Stainless Steel	0	180	140	-18	82	60	340	1,512	Yes
PS	Platinum Series	Stainless Steel	-40	180	150	-40	82	66	425	1,890	Yes
WX	Green Abrasion Resistant Polyamide	Stainless Steel	-40	220	NR	-40	104	NR	425	1,890	No

### Regulatory Information

The Food and Drug Administration (FDA) accepts certain materials for direct food contact. FDA approved material is compliant to FDA 21 CFR § 177.

Rexnord, TableTop, Dry-PT, Platinum Series, Platinum Series X, PS, PSX and HP are trademarks of Rexnord Corporation.

All rights reserved.

### Additional Notes

Non-Standard products are non-returnable. Minimum order quantity and additional setup charges may also apply.

Stocked in 80 pitch, 10 ft (3.048 m) length strands.

Thermoplastic pins are available on a made-to-order basis.

Chain strength is listed at room temperature. NR = Not Recommended.

For additional material information, see material portfolio.

# 880 TAB RubberTop


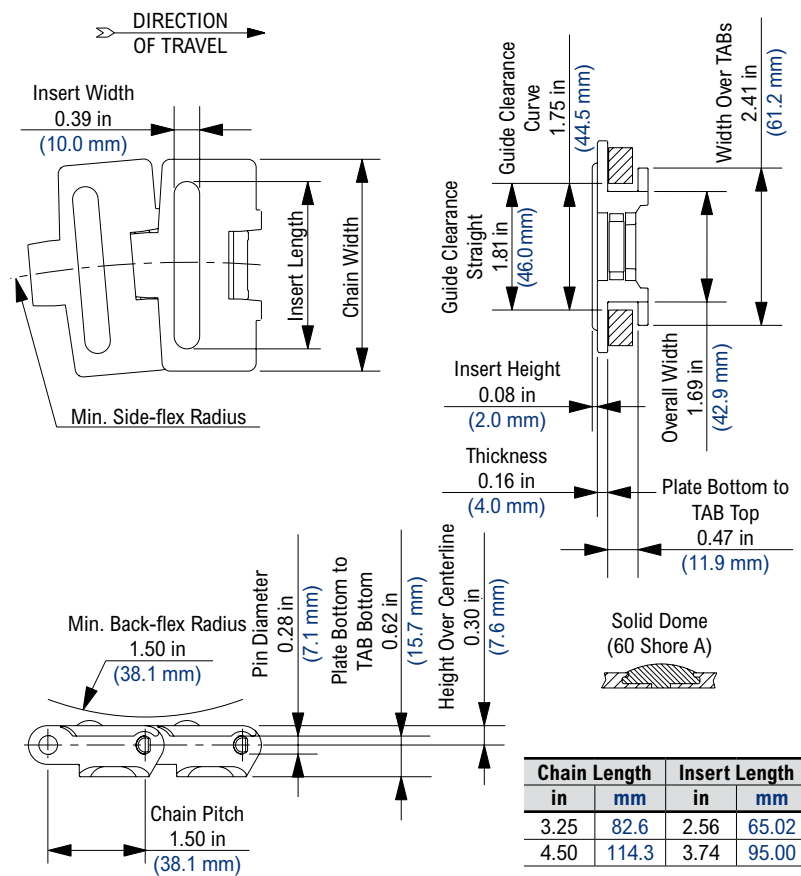


Photo shows 880 TAB RubberTop TableTop Chain molded in High Performance (HP) material with High Friction Inserts.



### Chain Information

Chain Width	Chain Width		Min. Side-flex Radius		Approximate Weight	
	desc	in	mm	in	mm	lbs/ft
3 1/4	3.25	82.6	18.00	457.2	0.63	0.94
4 1/2	4.50	114.3	24.00	609.6	0.73	1.09

Chain Length		Insert Length	
in	mm	in	mm
3.25	82.6	2.56	65.02
4.50	114.3	3.74	95.00

### Available Materials

Prefix	Chain Material	Standard Pin Material	Temperature						Chain Strength		FDA Approval
			Fahrenheit			Celsius					
			min	max		min	max		lbs	N	
			dry	wet		dry	wet				
<b>Non-Standard Materials</b>											
HP	High Performance	Stainless Steel	-40	180	150	-40	82	66	425	1,890	Yes
LF	Low Friction	Stainless Steel	-40	180	150	-40	82	66	425	1,890	Yes

### Regulatory Information

The Food and Drug Administration (FDA) accepts certain materials for direct food contact. FDA approved material is compliant to FDA 21 CFR § 177.

Rexnord, TableTop and HP are trademarks of Rexnord Corporation.

All rights reserved.

### Additional Notes

Non-Standard products are non-returnable. Minimum order quantity and additional setup charges may also apply.

Stocked in 80 pitch, 10 ft (3.048 m) length strands.

Thermoplastic pins are available on a made-to-order basis.

Inserts may be spaced every pitch, every second pitch, etc.

Chain strength is listed at room temperature. NR = Not Recommended.

For additional material information, see material portfolio.

# 880 TAB BO


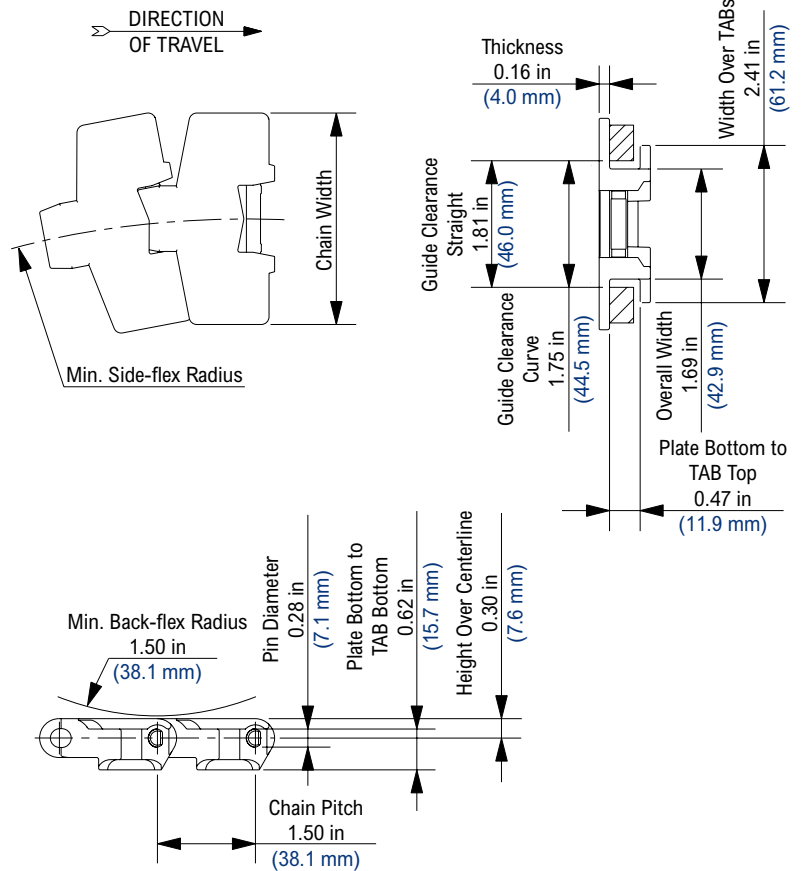


Photo shows 880 TAB BO TableTop Chain molded in Low Friction (LF) material.



## Chain Information

Chain Width desc	Chain Width		Min. Side-flex Radius		Approximate Weight	
	in	mm	in	mm	lbs/ft	kg/m
3 1/4	3.25	82.6	7.87	199.9	0.64	0.95
4 1/2	4.50	114.3	7.87	199.9	0.74	1.10

## Available Materials

Prefix	Chain Material	Standard Pin Material	Temperature						Chain Strength		FDA Approval
			Fahrenheit			Celsius			lbs	N	
			min	max		min	max				
<b>Standard Materials</b>											
HP	High Performance	Stainless Steel	-40	180	150	-40	82	66	425	1,890	Yes
LF	Low Friction	Stainless Steel	-40	180	150	-40	82	66	425	1,890	Yes
<b>Non-Standard Materials</b>											
AS	Anti-Static	Stainless Steel	0	180	NR	-18	82	NR	255	1,134	No
P	Chemical Resistant	Stainless Steel	0	180	140	-18	82	60	340	1,512	Yes
PS	Platinum Series	Stainless Steel	-40	180	150	-40	82	66	425	1,890	Yes

## Regulatory Information

The Food and Drug Administration (FDA) accepts certain materials for direct food contact. FDA approved material is compliant to FDA 21 CFR § 177.

Rexnord, TableTop, Platinum Series, PS and HP are trademarks of Rexnord Corporation.

All rights reserved.

## Additional Notes

Non-Standard products are non-returnable. Minimum order quantity and additional setup charges may also apply.

Stocked in 80 pitch, 10 ft (3.048 m) length strands.

Thermoplastic pins are available on a made-to-order basis.

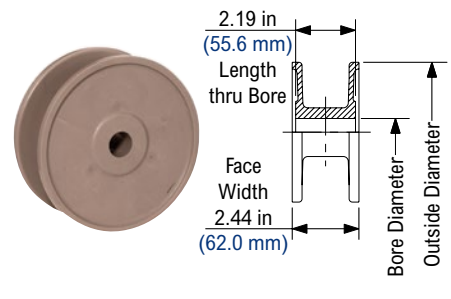
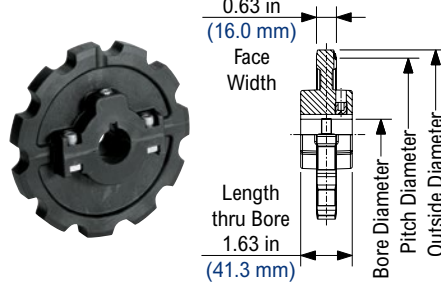
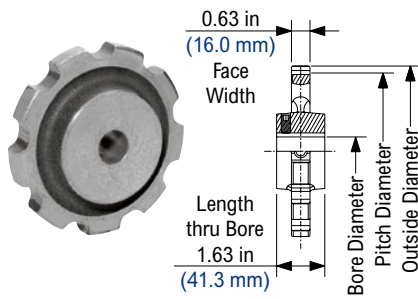
Chain strength is listed at room temperature. NR = Not Recommended.

For additional material information, see material portfolio.

880 Cast Iron Sprocket

NS880 Thermoplastic Split Sprocket

815/820 Idler Wheel



880 Cast Iron Sprocket Information

Number of Teeth	Pitch Diameter	Outside Diameter	Bore Diameter (Shaft-Ready)										Bore Diameter (Round)				Approximate Weight		
			Round				Square						in		mm				
			in	mm	in	mm	min	max	min	max	min	max	min	max	min	max			lbs
9	9	4.386	111.40	4.33	110.0	3/4	1 3/8	20	35	-	-	-	-	3/4	2 1/4	20	55	2.87	1.30
10	10	4.854	123.29	4.82	122.4	3/4	1 1/4	20	30	-	-	-	-	3/4	1 3/4	20	40	3.09	1.40
11	11	5.324	135.23	5.31	134.9	3/4	1 3/8	20	35	-	-	-	-	3/4	2 1/4	20	55	3.31	1.50
12	12	5.796	147.22	5.80	147.3	3/4	1 3/8	20	35	-	-	-	-	3/4	2 1/4	20	55	3.53	1.60
15	15	7.215	183.26	7.26	184.4	3/4	1 3/8	20	35	-	-	-	-	3/4	2 1/4	20	55	4.19	1.90

Shaft-ready round bore sprockets are shipped with keyway and setscrew.

NS880 Thermoplastic Split Sprocket Information

Number of Teeth	Pitch Diameter	Outside Diameter	Bore Diameter (Shaft-Ready)										Bore Diameter (Round)				Approximate Weight		
			Round				Square						in		mm				
			in	mm	in	mm	min	max	min	max	min	max	min	max	min	max			lbs
11	11	5.324	135.23	5.30	134.6	1	1 5/8	25	40	-	-	-	-	1	1 3/4	25	45	0.66	0.30
12	12	5.796	147.22	5.80	147.3	1	1 3/4	25	45	-	-	-	-	1	1 3/4	25	45	0.82	0.37

Imperial shaft-ready round bore sprockets are shipped with keyway and setscrew. Metric shaft-ready round bore sprockets are shipped with keyway and no setscrew. Idler bores are designed to spin freely on the shaft.

815/820 Idler Wheel Imperial Information

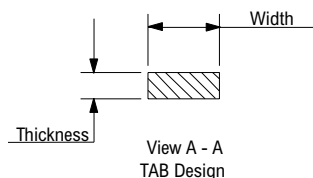
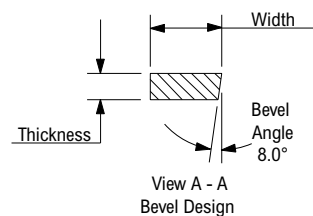
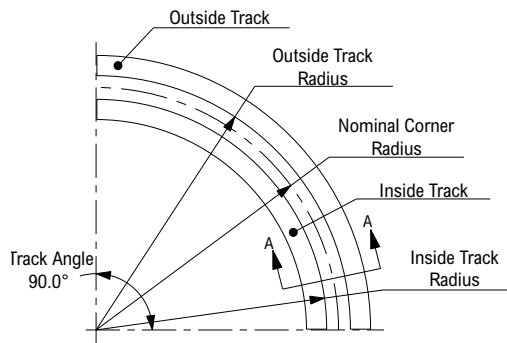
Equivalent Tooth Size	Outside Diameter		Imperial Bore Diameter (Idler)					Approximate Weight	
	in	mm			in			lbs	kg
21	5.11	129.8	7/8	1	1 3/16	1 1/4	1 1/2	0.49	0.22
23	5.60	142.2	7/8	1	1 3/16	1 1/4	1 1/2	0.59	0.27
25	6.09	154.7	7/8	1	1 3/16	1 1/4	1 1/2	0.66	0.30
27	6.56	166.6	-	-	-	1 1/4	-	0.70	0.32

Idler wheels are designed to spin freely on the shaft. 27 tooth idler wheel is available on a made-to-order basis and is subject to minimum order requirements.

815/820 Idler Wheel Metric Information

Equivalent Tooth Size	Outside Diameter		Metric Bore Diameter (Idler)				Approximate Weight	
	in	mm	mm				lbs	kg
21	5.11	129.8	25	30	35	40	0.49	0.22
23	5.60	142.2	25	30	35	40	0.59	0.27
25	6.09	154.7	25	30	35	40	0.66	0.30

Idler wheels are designed to spin freely on the shaft.

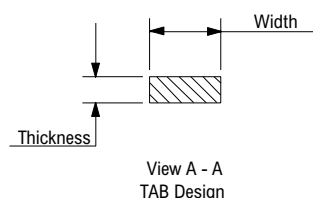
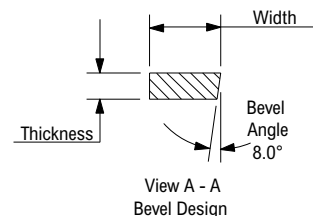
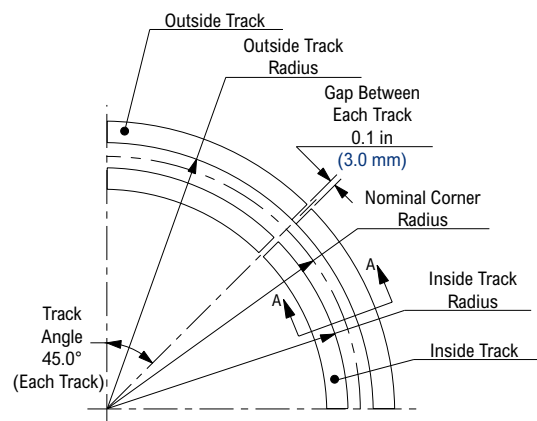


**Corner Track (Two Piece)**

Corner Track Kit Number	Part Number	Accommodates Top Plate Width		Nominal Corner Radius		Inside Track Radius		Outside Track Radius		Thickness		Width		Material	Color	Approximate Corner Track Kit Weight	
		in	mm	in	mm	in	mm	in	mm	in	mm	in	mm			lbs	kg
<b>Bevel Design</b>																	
N18B3	10178061	3 1/4	82.55	18.0	457	17.2	437	18.8	478	0.375	10.5	1.00	25.4	Nylatron <sup>‡</sup>	Black	0.85	0.39
U18B3	10178903	3 1/4	82.55	18.0	457	17.2	437	18.8	478	0.375	10.5	1.00	25.4	UHMWPE	White	0.85	0.39
ULF18B3	10404289	3 1/4	82.55	18.0	457	17.2	437	18.8	478	0.375	10.5	1.00	25.4	ULF	Brown/Red	1.01	0.45
N24B3	10178063	All	All	24.0	610	23.2	589	24.8	630	0.375	10.5	1.00	25.4	Nylatron <sup>‡</sup>	Black	1.14	0.52
U24B3	10178908	All	All	24.0	610	23.2	589	24.8	630	0.375	10.5	1.00	25.4	UHMWPE	White	1.14	0.52
ULF24B3	10404292	All	All	24.0	610	23.2	589	24.8	630	0.375	10.5	1.00	25.4	ULF	Brown/Red	1.34	0.60
<b>TAB Design</b>																	
N18R3	10178062	3 1/4	82.55	18.0	457	17.1	434	18.9	480	0.375	10.5	1.50	38.1	Nylatron <sup>‡</sup>	Black	1.28	0.58
U18R3	10178904	3 1/4	82.55	18.0	457	17.1	434	18.9	480	0.375	10.5	1.50	38.1	UHMWPE	White	1.28	0.58
ULF18R3	10400636	3 1/4	82.55	18.0	457	17.1	434	18.9	480	0.375	10.5	1.50	38.1	ULF	Brown/Red	1.06	0.48
N24R3	10178064	All	All	24.0	610	23.1	587	24.9	632	0.375	10.5	1.50	38.1	Nylatron <sup>‡</sup>	Black	1.71	0.78
U24R3	10178909	All	All	24.0	610	23.1	587	24.9	632	0.375	10.5	1.50	38.1	UHMWPE	White	1.71	0.78
ULF24R3	10400637	All	All	24.0	610	23.1	587	24.9	632	0.375	10.5	1.50	38.1	ULF	Brown/Red	1.41	0.64

Corner track kit supplied as one 90° inside and one 90° outside track, which can be used as either carry or return.

<sup>‡</sup>Nylatron® is a registered trademark of Quadrant Engineering Plastics Products.



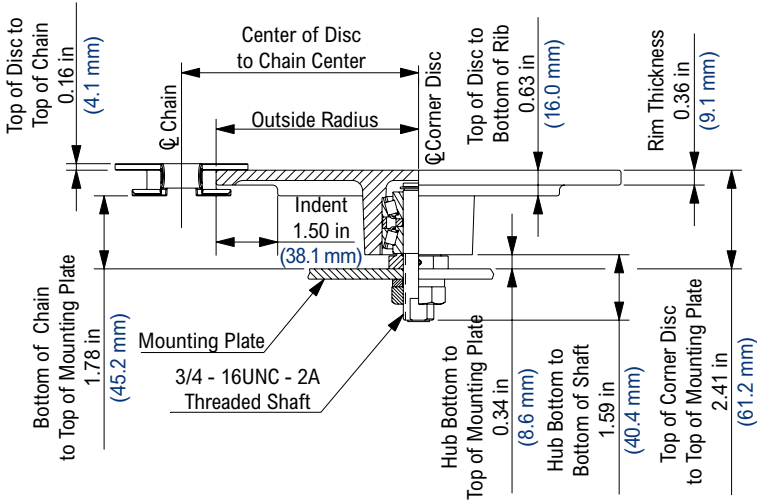
**Corner Track (Four Piece)**

Corner Track Kit Number	Part Number	Accommodates Top Plate Width		Nominal Corner Radius		Inside Track Radius		Outside Track Radius		Thickness		Width		Material	Color	Approximate Corner Track Kit Weight	
		in	mm	in	mm	in	mm	in	mm	in	mm	in	mm			lbs	kg
<b>Bevel Design</b>																	
N30B3	10178066	All	All	30.0	762	29.2	742	30.8	782	0.375	10.5	1.50	38.1	Nylatron <sup>‡</sup>	Black	2.13	0.97
U30B3		All	All	30.0	762	29.2	742	30.8	782	0.375	10.5	1.50	38.1	UHMWPE	White	2.13	0.97
ULF30B3	10404295	All	All	30.0	762	29.2	742	30.8	782	0.375	10.5	1.50	38.1	ULF	Brown/Red	1.68	0.76
<b>TAB Design</b>																	
N30R3	10178067	All	All	30.0	762	29.2	742	30.8	782	0.375	10.5	1.50	38.1	Nylatron <sup>‡</sup>	Black	2.13	0.97
U30R3	10178911	All	All	30.0	762	29.2	742	30.8	782	0.375	10.5	1.50	38.1	UHMWPE	White	2.13	0.97
ULF30R3	10400638	All	All	30.0	762	29.2	742	30.8	782	0.375	10.5	1.50	38.1	ULF	Brown/Red	1.76	0.80

Corner track kit supplied as two 45° inside and two 45° outside track, which can be used as either carry or return.

<sup>‡</sup>Nylatron® is a registered trademark of Quadrant Engineering Plastics Products.





**Corner Disc (Flat Top)**

Corner Disc Number	Outside Diameter		Outside Radius		Approximate Weight	
	in	mm	in	mm	lbs	kg
10131447	9.75	247.7	8.89	225.8	7.00	3.18

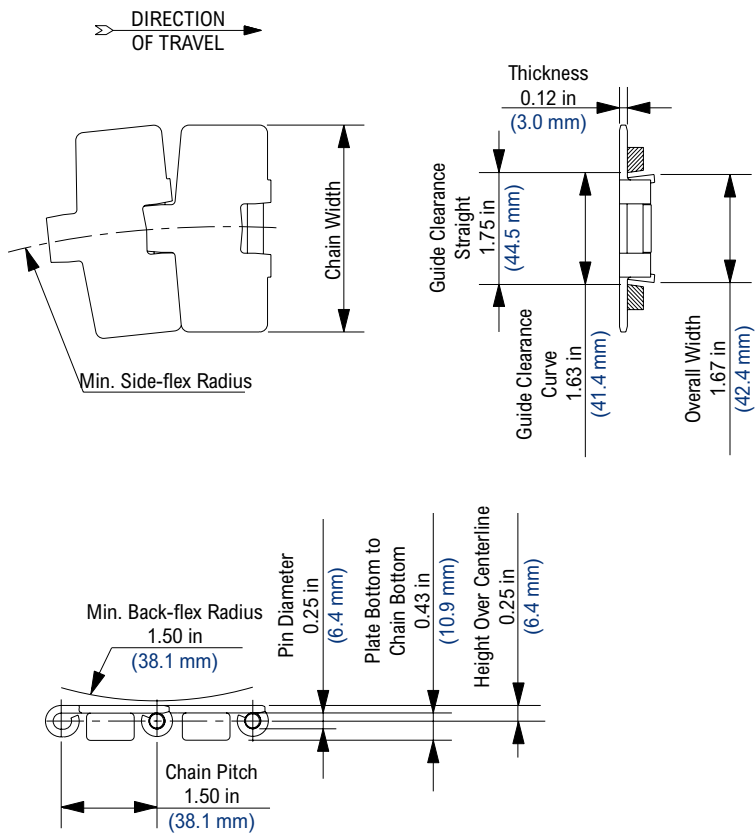
Corner Disc Material: Aluminum.

For 880 TAB BO chain only.

# 881 B



Photo shows 881 B TableTop Chain made from Carbon Steel (S) material.



## Chain Information

desc	Chain Width		Min. Side-flex Radius		Approximate Weight	
	in	mm	in	mm	lbs/ft	kg/m
3 1/4	3.25	82.6	18.00	457.2	2.00	2.98
4 1/2	4.50	114.3	24.00	609.6	2.50	3.73
7 1/2	7.50	190.5	24.00	609.6	3.70	5.51

## Available Materials

Prefix	Chain Material	Standard Pin Material	Temperature						Chain Strength		FDA Approval
			Fahrenheit			Celsius					
			min	max		min	max		lbs	N	
			dry	wet		dry	wet				
<b>Standard Materials</b>											
S	Carbon Steel	Carbon Steel	-40	350	NR	-40	177	NR	625	2,780	No
SS	Stainless Steel	Stainless Steel	-100	800	212	-73	427	100	625	2,780	Yes

## Regulatory Information

Based on the material chemistries, industry standards, and the documentation in the Federal Registry, it is the opinion of Rexnord that the Rexnord TableTop stainless steel chains can be considered GRAS for direct food contact.

Rexnord and TableTop are trademarks of Rexnord Corporation.

All rights reserved.

## Additional Notes

Stocked in 80 pitch, 10 ft (3.048 m) length strands.

Stainless steel is austenitic.

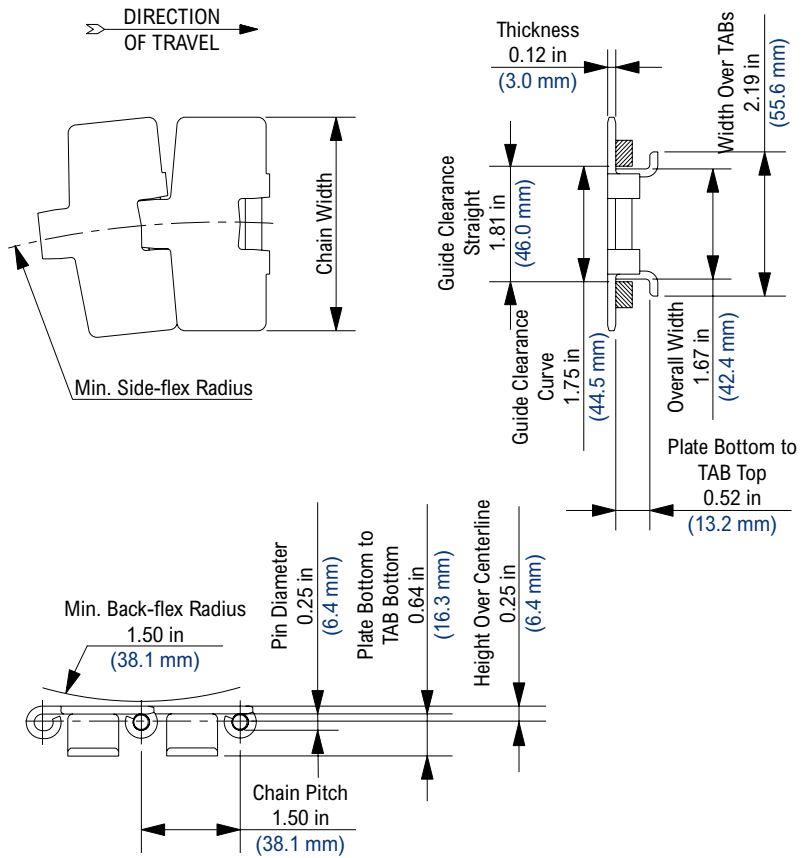
Chain strength is listed at room temperature. NR = Not Recommended.

For additional material information, see material portfolio.

# 881 TAB



Photo shows 881 TAB TableTop Chain made from Stainless Steel (SS) material.



### Chain Information

Chain Width desc	Chain Width		Min. Side-flex Radius		Approximate Weight	
	in	mm	in	mm	lbs/ft	kg/m
3 1/4	3.25	82.6	18.00	457.2	2.00	2.98
4 1/2	4.50	114.3	24.00	609.6	2.50	3.73
7 1/2	7.50	190.5	24.00	609.6	3.70	5.51

### Available Materials

Prefix	Chain Material	Standard Pin Material	Temperature						Chain Strength		FDA Approval
			Fahrenheit			Celsius					
			min	max		min	max				
				dry	wet		dry	wet			
<b>Standard Materials</b>											
S	Carbon Steel	Carbon Steel	-40	350	NR	-40	177	NR	625	2,780	No
SS	Stainless Steel	Stainless Steel	-100	800	212	-73	427	100	625	2,780	Yes

### Regulatory Information

Based on the material chemistries, industry standards, and the documentation in the Federal Registry, it is the opinion of Rexnord that the Rexnord TableTop stainless steel chains can be considered GRAS for direct food contact.

Rexnord and TableTop are trademarks of Rexnord Corporation.

All rights reserved.

### Additional Notes

Stocked in 80 pitch, 10 ft (3.048 m) length strands.

Stainless steel is austenitic.

Chain strength is listed at room temperature. NR = Not Recommended.

For additional material information, see material portfolio.

# 881 TAB G


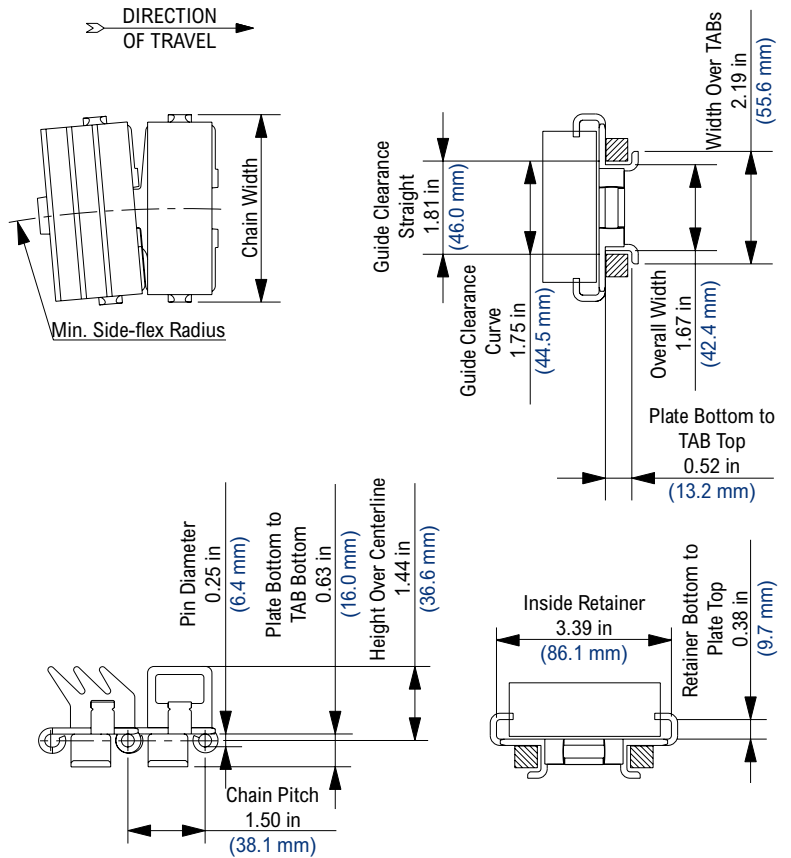


Photo shows 881 TAB G TableTop Chain with Gripper Retainers in Stainless Steel (SS) material.

### Chain Information

Chain Width			Min. Side-flex Radius		Approximate Weight	
desc	in	mm	in	mm	lbs/ft	kg/m
3 5/8	3.63	92.1	18.00	457.2	3.75	5.59



### Available Materials

Prefix	Chain Material	Standard Pin Material	Temperature						Chain Strength		FDA Approval
			Fahrenheit			Celsius					
			min	max		min	max		lbs	N	
				dry	wet		dry	wet			
<b>Standard Materials</b>											
SS	Stainless Steel	Stainless Steel	-100	800	212	-73	427	100	625	2,780	Yes

### Regulatory Information

Based on the material chemistries, industry standards, and the documentation in the Federal Registry, it is the opinion of Rexnord that the Rexnord TableTop stainless steel chains can be considered GRAS for direct food contact.

Rexnord and TableTop are trademarks of Rexnord Corporation.

All rights reserved.

### Additional Notes

Stocked in 80 pitch, 10 ft (3.048 m) length strands.

Stainless steel is austenitic.

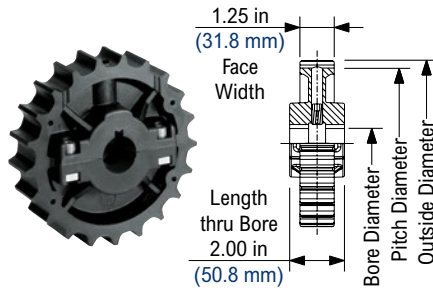
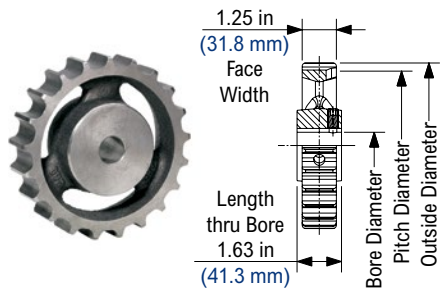
Can be assembled with "J" or "D" style gripper attachments.

Chain strength is listed at room temperature. NR = Not Recommended.

For additional material information, see material portfolio.

### 881 Cast Iron Sprocket

### NS881 Thermoplastic Split Sprocket



#### 881 Cast Iron Sprocket Information

Number of Teeth		Pitch Diameter		Outside Diameter		Bore Diameter (Shaft-Ready)								Bore Diameter (Round)				Approximate Weight	
						Round				Square				in		mm			
						in		mm		in		mm		in		mm			
actual	effect	in	mm	in	mm	min	max	min	max	min	max	min	max	min	max	min	max	lbs	kg
21	10 1/2	5.089	129.26	5.12	130.0	1	1 3/4	20	45	-	-	-	-	1	1 3/4	25	45	4.20	1.91
23	11 1/2	5.560	141.22	5.59	142.0	1	1 3/4	20	45	-	-	-	-	1	1 3/4	25	45	4.60	2.09
25	12 1/2	6.032	153.21	6.07	154.2	1	1 3/4	20	45	-	-	-	-	1	1 3/4	20	45	5.00	2.27
27	13 1/2	6.504	165.20	6.56	166.6	1	1 3/4	20	45	-	-	-	-	1	1 3/4	20	45	6.50	2.95

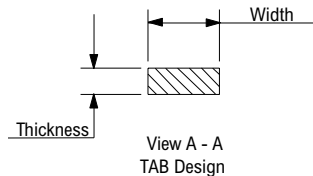
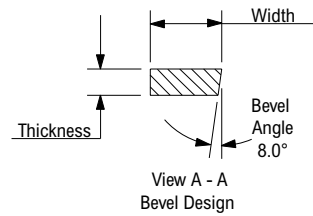
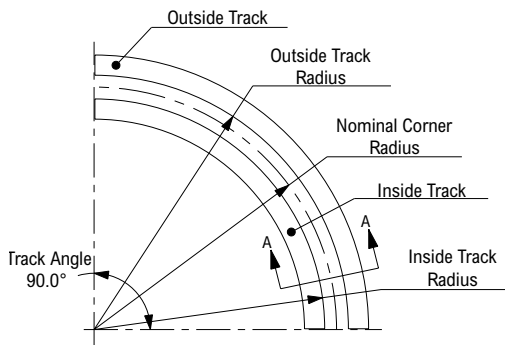
Shaft-ready round bore sprockets are shipped with keyway and setscrew.

#### NS881 Thermoplastic Split Sprocket Information

Number of Teeth		Pitch Diameter		Outside Diameter		Bore Diameter (Shaft-Ready)								Bore Diameter (Round)				Approximate Weight	
						Round				Square				in		mm			
						in		mm		in		mm		in		mm			
actual	effect	in	mm	in	mm	min	max	min	max	min	max	min	max	min	max	min	max	lbs	kg
21	10 1/2	5.089	129.26	5.12	130.0	1	1 5/8	25	40	-	-	-	-	1	1 5/8	25	40	0.86	0.39
23	11 1/2	5.560	141.22	5.59	142.0	1	1 5/8	25	40	-	-	-	-	1	1 5/8	25	40	0.97	0.44
25	12 1/2	6.032	153.21	6.07	154.2	1	2	25	50	-	-	-	-	1	2	25	50	1.15	0.52
27	13 1/2	6.504	165.20	6.56	166.6	1	1 5/8	25	40	-	-	-	-	1	1 5/8	25	40	1.32	0.60

Imperial shaft-ready round bore sprockets are shipped with keyway and setscrew. Metric shaft-ready round bore sprockets are shipped with keyway and no setscrew. Idler bores are designed to spin freely on the shaft.



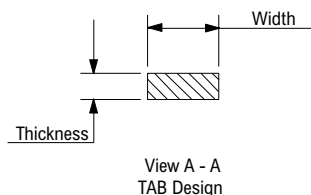
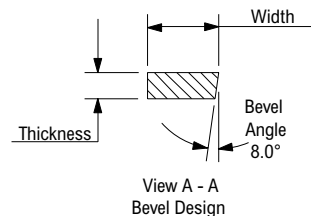
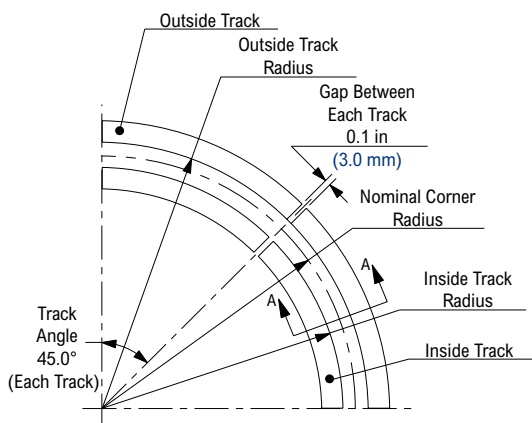


**Corner Track (Two Piece)**

Corner Track Kit Number	Part Number	Accommodates Top Plate Width		Nominal Corner Radius		Inside Track Radius		Outside Track Radius		Thickness		Width		Material	Color	Approximate Corner Track Kit Weight	
		in	mm	in	mm	in	mm	in	mm	in	mm	in	mm			lbs	kg
<b>Bevel Design</b>																	
N18B3	10178061	3 1/4	82.55	18.0	457	17.2	437	18.8	478	0.375	10.5	1.00	25.4	Nylatron <sup>‡</sup>	Black	0.85	0.39
U18B3	10178903	3 1/4	82.55	18.0	457	17.2	437	18.8	478	0.375	10.5	1.00	25.4	UHMWPE	White	0.85	0.39
ULF18B3	10404289	3 1/4	82.55	18.0	457	17.2	437	18.8	478	0.375	10.5	1.00	25.4	ULF	Brown/Red	1.01	0.45
N24B3	10178063	All	All	24.0	610	23.2	589	24.8	630	0.375	10.5	1.00	25.4	Nylatron <sup>‡</sup>	Black	1.14	0.52
U24B3	10178908	All	All	24.0	610	23.2	589	24.8	630	0.375	10.5	1.00	25.4	UHMWPE	White	1.14	0.52
ULF24B3	10404292	All	All	24.0	610	23.2	589	24.8	630	0.375	10.5	1.00	25.4	ULF	Brown/Red	1.34	0.60
<b>TAB Design</b>																	
N18R3	10178062	3 1/4	82.55	18.0	457	17.1	434	18.9	480	0.375	10.5	1.50	38.1	Nylatron <sup>‡</sup>	Black	1.28	0.58
U18R3	10178904	3 1/4	82.55	18.0	457	17.1	434	18.9	480	0.375	10.5	1.50	38.1	UHMWPE	White	1.28	0.58
ULF18R3	10400636	3 1/4	82.55	18.0	457	17.1	434	18.9	480	0.375	10.5	1.50	38.1	ULF	Brown/Red	1.06	0.48
N24R3	10178064	All	All	24.0	610	23.1	587	24.9	632	0.375	10.5	1.50	38.1	Nylatron <sup>‡</sup>	Black	1.71	0.78
U24R3	10178909	All	All	24.0	610	23.1	587	24.9	632	0.375	10.5	1.50	38.1	UHMWPE	White	1.71	0.78
ULF24R3	10400637	All	All	24.0	610	23.1	587	24.9	632	0.375	10.5	1.50	38.1	ULF	Brown/Red	1.41	0.64

Corner track kit supplied as one 90° inside and one 90° outside track, which can be used as either carry or return.

<sup>‡</sup>Nylatron® is a registered trademark of Quadrant Engineering Plastics Products.

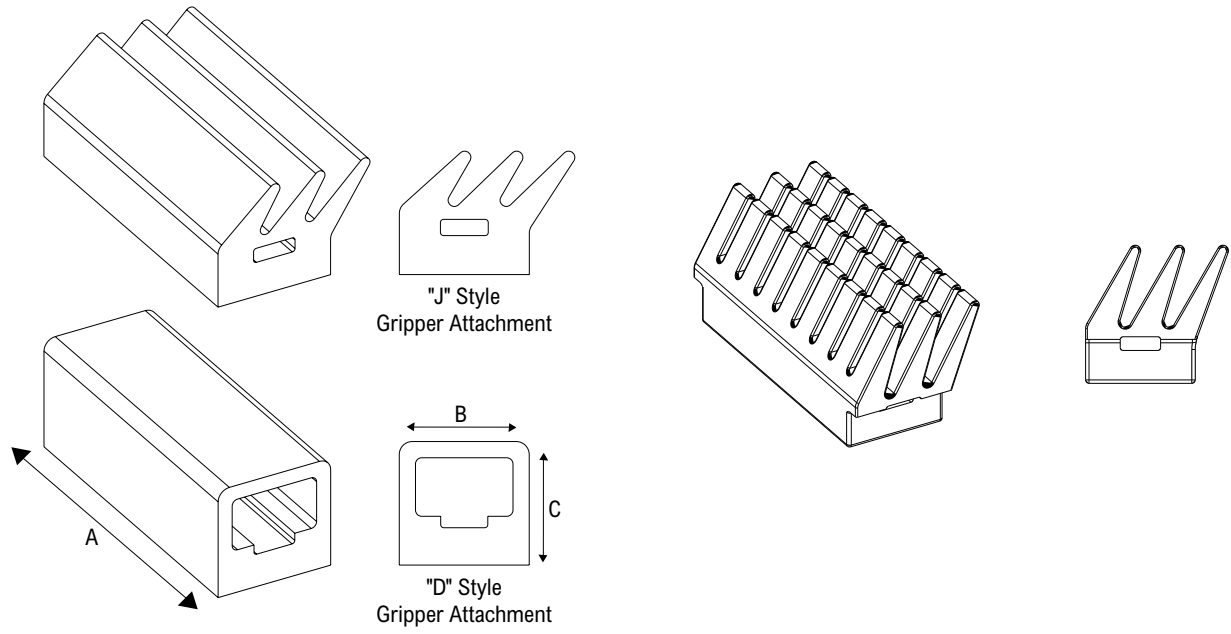


**Corner Track (Four Piece)**

Corner Track Kit Number	Part Number	Accommodates Top Plate Width		Nominal Corner Radius		Inside Track Radius		Outside Track Radius		Thickness		Width		Material	Color	Approximate Corner Track Kit Weight	
		in	mm	in	mm	in	mm	in	mm	in	mm	in	mm			lbs	kg
<b>Bevel Design</b>																	
N30B3	10178066	All	All	30.0	762	29.2	742	30.8	782	0.375	10.5	1.50	38.1	Nylatron <sup>‡</sup>	Black	2.13	0.97
U30B3		All	All	30.0	762	29.2	742	30.8	782	0.375	10.5	1.50	38.1	UHMWPE	White	2.13	0.97
ULF30B3	10404295	All	All	30.0	762	29.2	742	30.8	782	0.375	10.5	1.50	38.1	ULF	Brown/Red	1.68	0.76
<b>TAB Design</b>																	
N30R3	10178067	All	All	30.0	762	29.2	742	30.8	782	0.375	10.5	1.50	38.1	Nylatron <sup>‡</sup>	Black	2.13	0.97
U30R3	10178911	All	All	30.0	762	29.2	742	30.8	782	0.375	10.5	1.50	38.1	UHMWPE	White	2.13	0.97
ULF30R3	10400638	All	All	30.0	762	29.2	742	30.8	782	0.375	10.5	1.50	38.1	ULF	Brown/Red	1.76	0.80

Corner track kit supplied as two 45° inside and two 45° outside track, which can be used as either carry or return.

<sup>‡</sup>Nylatron® is a registered trademark of Quadrant Engineering Plastics Products.



**Gripper Attachments**

Part Number	Style	Material	Color	Hardness (Shore A)	"A" Dimension		"B" Dimension		"C" Dimension	
					in	mm	in	mm	in	mm
<b>Standard Grippers</b>										
10075338	D	Neoprene	Black	40	3.35	85.1	1.25	31.8	1.19	30.2
10075339	D	Neoprene	White	40	3.35	85.1	1.25	31.8	1.19	30.2
10075340	D	Neoprene	Black	60	3.35	85.1	1.25	31.8	1.19	30.2
10075341	D	EPDM	White	50	3.35	85.1	1.25	31.8	1.19	30.2
10075343	D	EPDM	Black	50	3.35	85.1	1.25	31.8	1.19	30.2
10075608	J	Neoprene	Black	40	3.35	85.1	1.25	31.8	1.19	30.2
10075609	J	Neoprene	White	50	3.35	85.1	1.25	31.8	1.19	30.2
10075610	J	EPDM	White	80	3.35	85.1	1.25	31.8	1.19	30.2
10075611	J	EPDM	White	50	3.35	85.1	1.25	31.8	1.19	30.2
10074926	FJ	Neoprene	Black	40	3.68	93.5	1.69	42.9	1.58	40.1

**Regulatory Information**

U.S. Patent: 9840370

# 882 B


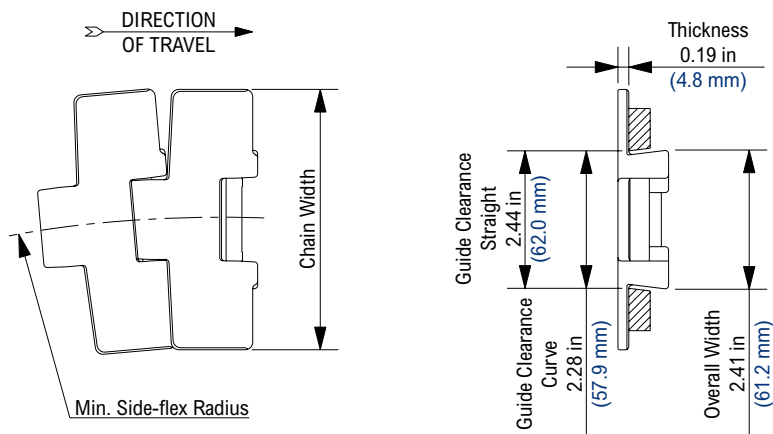
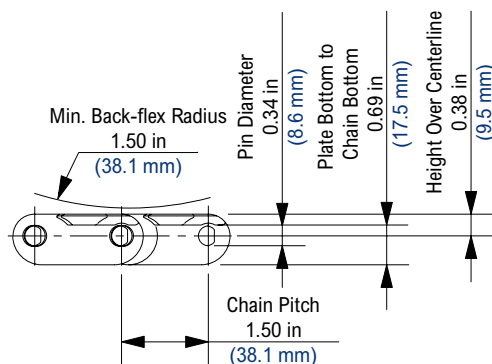


Photo shows 882 B TableTop Chain molded in Low Friction (LF) material.



### Chain Information

Chain Width desc	Chain Width		Min. Side-flex Radius		Approximate Weight	
	in	mm	in	mm	lbs/ft	kg/m
4 1/2	4.50	114.3	24.00	609.6	1.30	1.94
7 1/2	7.50	190.5	24.00	609.6	1.60	2.38
10	10.00	254.0	24.00	609.6	1.90	2.83



### Available Materials

Prefix	Chain Material	Standard Pin Material	Temperature						Chain Strength		FDA Approval
			Fahrenheit			Celsius					
			min	max		min	max		lbs	N	
<b>Standard Materials</b>											
HP	High Performance	Stainless Steel	-40	180	150	-40	82	66	625	2,780	Yes
LF	Low Friction	Stainless Steel	-40	180	150	-40	82	66	625	2,780	Yes
<b>Non-Standard Materials</b>											
WX	Green Abrasion Resistant Polyamide	Stainless Steel	-40	220	NR	-40	104	NR	625	2,780	No

### Regulatory Information

The Food and Drug Administration (FDA) accepts certain materials for direct food contact. FDA approved material is compliant to FDA 21 CFR § 177.

Rexnord, TableTop, and HP are trademarks of Rexnord Corporation.

All rights reserved.

### Additional Notes

Non-Standard products are non-returnable. Minimum order quantity and additional setup charges may also apply.

Stocked in 80 pitch, 10 ft (3.048 m) length strands.

Thermoplastic pins are available on a made-to-order basis.

Chain strength is listed at room temperature. NR = Not Recommended.

For additional material information, see material portfolio.

# 882 TAB


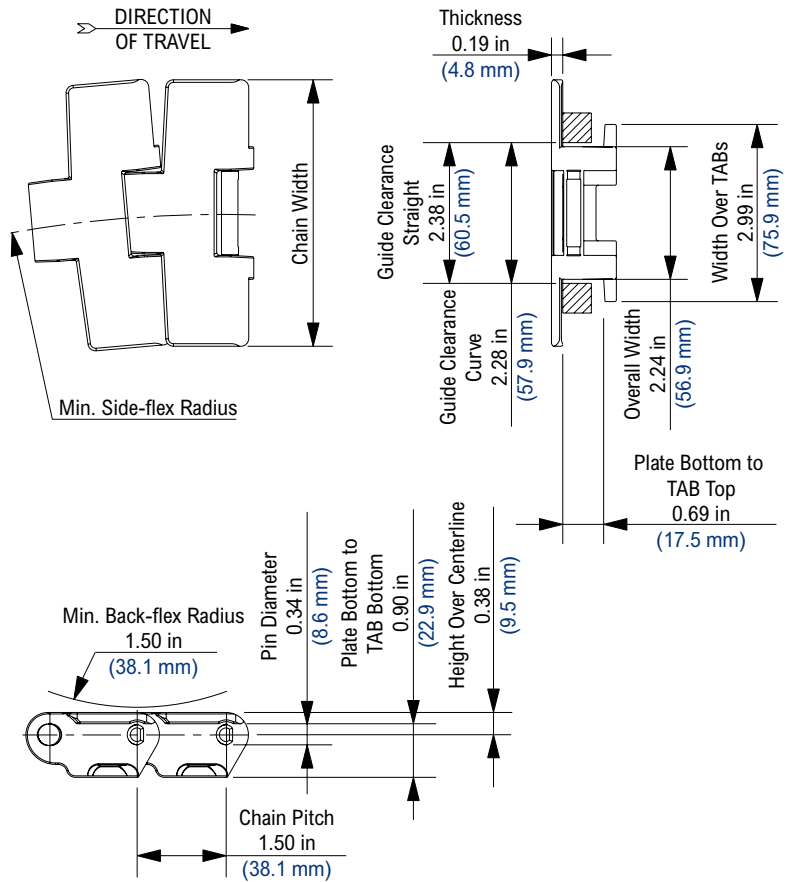


Photo shows 882 TAB TableTop Chain molded in Low Friction (LF) material.



### Chain Information

desc	Chain Width		Min. Side-flex Radius		Approximate Weight	
	in	mm	in	mm	lbs/ft	kg/m
3 1/4	3.25	82.6	24.00	609.6	1.25	1.86
4 1/2	4.50	114.3	24.00	609.6	1.33	1.98
6	6.00	152.4	24.00	609.6	1.48	2.20
7 1/2	7.50	190.5	24.00	609.6	1.63	2.43
10	10.00	254.0	24.00	609.6	1.90	2.83
12	12.00	304.8	24.00	609.6	2.13	3.17

### Available Materials

Prefix	Chain Material	Standard Pin Material	Temperature						Chain Strength		FDA Approval
			Fahrenheit			Celsius					
			min	max		min	max		lbs	N	
			dry	wet		dry	wet				
<b>Standard Materials</b>											
DKA	Abrasion Resistant Composite	Stainless Steel	0	180	150	-18	82	66	625	2,780	Yes
Dry-PT	Dry PET Low Friction	Stainless Steel	-40	180	150	-40	82	66	625	2,780	Yes
HP	High Performance	Stainless Steel	-40	180	150	-40	82	66	625	2,780	Yes
LF	Low Friction	Stainless Steel	-40	180	150	-40	82	66	625	2,780	Yes
PSX	Platinum Series X	Stainless Steel	-40	180	150	-40	82	66	625	2,780	Yes
<b>Non-Standard Materials</b>											
AS	Anti-Static	Stainless Steel	0	180	NR	-18	82	NR	375	1,668	No
BSM	Black Cut Resistant	Stainless Steel	-40	180	150	-40	82	66	625	2,780	No
BWR	Black Wear Resistant	Stainless Steel	-40	180	NR	-40	82	NR	750	3,336	No
CR	Extreme Chemical Resistant	Stainless Steel	40	240	212	4	116	100	500	2,224	Yes
D	Plain Acetal	Stainless Steel	-40	180	150	-40	82	66	625	2,780	Yes
DUV	Plain Acetal Ultraviolet Resistant	Stainless Steel	0	180	150	-18	82	66	625	2,780	No
HS	Heat Stabilized	Stainless Steel	-40	220	212	-40	104	100	625	2,780	No
P	Chemical Resistant	Stainless Steel	0	180	140	-18	82	60	500	2,224	Yes
PS	Platinum Series	Stainless Steel	-40	180	150	-40	82	66	625	2,780	Yes
WHP	White High Performance	Stainless Steel	-40	180	150	-40	82	66	625	2,780	Yes
WX	Green Abrasion Resistant Polyamide	Stainless Steel	-40	220	NR	-40	104	NR	625	2,780	No

### Regulatory Information

The Food and Drug Administration (FDA) accepts certain materials for direct food contact. FDA approved material is compliant to FDA 21 CFR § 177.

Rexnord, TableTop, Dry-PT, Platinum Series, Platinum Series X, HP, PS and PSX are trademarks of Rexnord Corporation.

All rights reserved.

### Additional Notes

Non-Standard products are non-returnable. Minimum order quantity and additional setup charges may also apply.

Stocked in 80 pitch, 10 ft (3.048 m) length strands.

Thermoplastic pins are available on a made-to-order basis.

Chain strength is listed at room temperature. NR = Not Recommended.

For additional material information, see material portfolio.

# 882 TAB SuperGrip


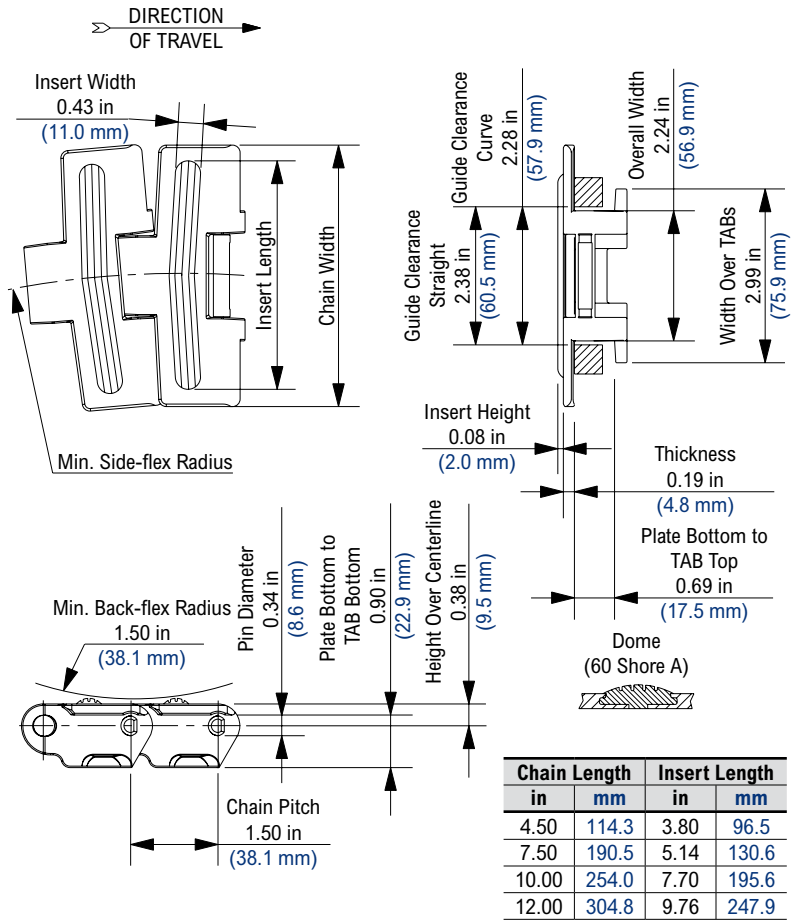


Photo shows 882 TAB SuperGrip TableTop Chain molded in High Performance (HP) material with High Friction Inserts.



## Chain Information

desc	Chain Width		Min. Side-flex Radius		Approximate Weight	
	in	mm	in	mm	lbs/ft	kg/m
4 1/2	4.50	114.3	24.00	609.6	1.35	2.01
7 1/2	7.50	190.5	24.00	609.6	1.64	2.44
10	10.00	254.0	24.00	609.6	1.94	2.89
12	12.00	304.8	24.00	609.6	2.30	3.43

## Available Materials

Prefix	Chain Material	Standard Pin Material	Temperature						Chain Strength		FDA Approval
			Fahrenheit			Celsius					
			min	max		min	max		lbs	N	
			dry	wet		dry	wet				
<b>Standard Materials</b>											
HP	High Performance	Stainless Steel	-40	180	150	-40	82	66	625	2,780	Yes

## Regulatory Information

The Food and Drug Administration (FDA) accepts certain materials for direct food contact. FDA approved material is compliant to FDA 21 CFR § 177. Rexnord, TableTop and HP are trademarks of Rexnord Corporation. All rights reserved.

## Additional Notes

Stocked in 80 pitch, 10 ft (3.048 m) length strands. Thermoplastic pins are available on a made-to-order basis. Inserts may be spaced at every pitch, every second pitch, etc. Chain strength is listed at room temperature. NR = Not Recommended. For additional material information, see material portfolio.



# 882 TAB R


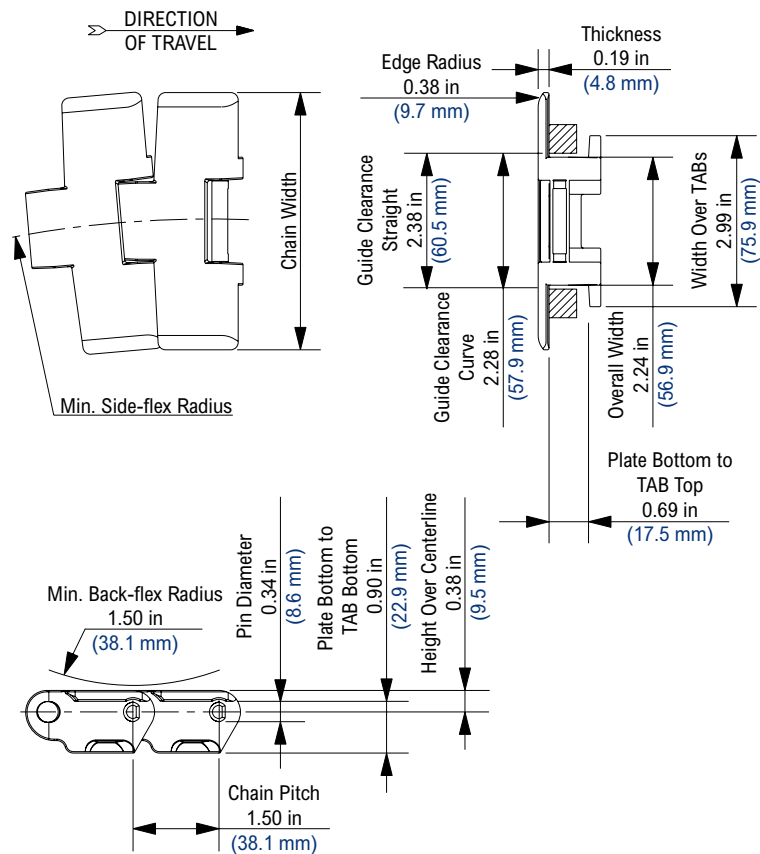


Photo shows 882 TAB R TableTop Chain with Radius-Edge molded in High Performance (HP) material.



### Chain Information

desc	Chain Width		Min. Side-flex Radius		Approximate Weight	
	in	mm	in	mm	lbs/ft	kg/m
3 1/4	3.25	82.6	24.00	609.6	1.25	1.86
4 1/2	4.50	114.3	24.00	609.6	1.33	1.98
7 1/2	7.50	190.5	24.00	609.6	1.63	2.43
10	10.00	254.0	24.00	609.6	1.90	2.83
12	12.00	304.8	24.00	609.6	2.13	3.17

### Available Materials

Prefix	Chain Material	Standard Pin Material	Temperature						Chain Strength		FDA Approval
			Fahrenheit			Celsius					
			min	max		min	max		lbs	N	
			dry	wet		dry	wet				
<b>Standard Materials</b>											
HP	High Performance	Stainless Steel	-40	180	150	-40	82	66	625	2,780	Yes
<b>Non-Standard Materials</b>											
LF	Low Friction	Stainless Steel	-40	180	150	-40	82	66	625	2,780	Yes

### Regulatory Information

The Food and Drug Administration (FDA) accepts certain materials for direct food contact. FDA approved material is compliant to FDA 21 CFR § 177.

Rexnord, TableTop and HP are trademarks of Rexnord Corporation.

All rights reserved.

### Additional Notes

Non-Standard products are non-returnable. Minimum order quantity and additional setup charges may also apply.

Stocked in 80 pitch, 10 ft (3.048 m) length strands.

Thermoplastic pins are available on a made-to-order basis.

Chain strength is listed at room temperature. NR = Not Recommended.

For additional material information, see material portfolio

# 882 TAB LBP


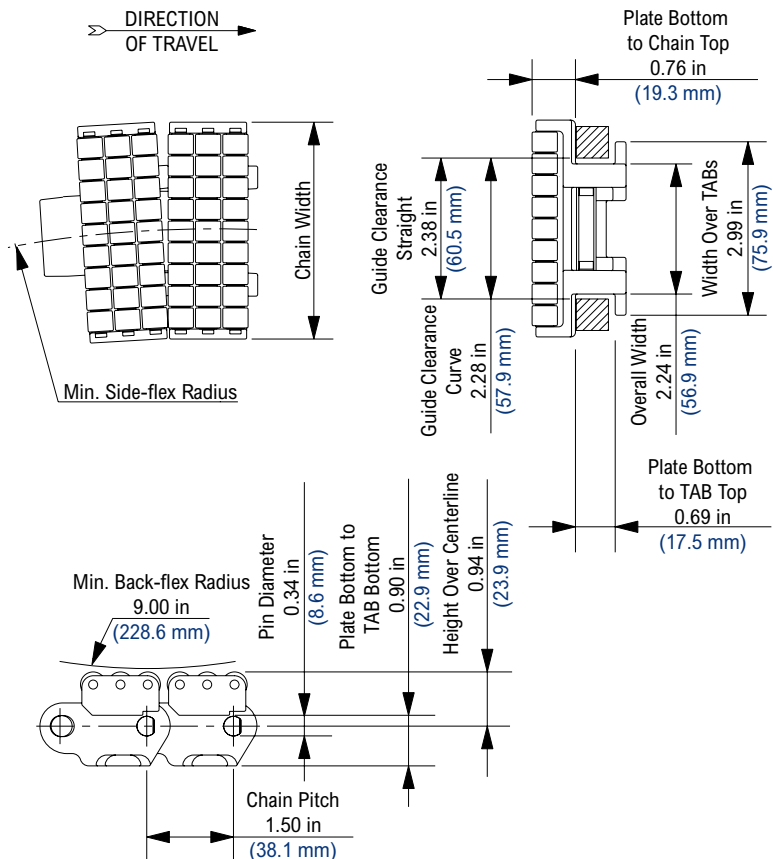


Photo shows 882 TAB LBP TableTop Chain molded in High Performance (HP) material.

## Chain Information

Chain Width			Min. Side-flex Radius		Approximate Weight	
desc	in	mm	in	mm	lbs/ft	kg/m
3 3/4	3.75	95.3	24.00	609.6	2.50	3.73
7 1/2	7.50	190.5	24.00	609.6	3.80	5.66



## Available Materials

Prefix	Chain Material	Standard Pin Material	Temperature						Chain Strength		FDA Approval
			Fahrenheit			Celsius			lbs	N	
			min	max		min	max				
<b>Standard Materials</b>											
HP	High Performance	Stainless Steel	-40	180	150	-40	82	66	625	2,780	Yes
LF	Low Friction	Stainless Steel	-40	180	150	-40	82	66	625	2,780	Yes

## Regulatory Information

The Food and Drug Administration (FDA) accepts certain materials for direct food contact. FDA approved material is compliant to FDA 21 CFR § 177.

Rexnord, TableTop and HP are trademarks of Rexnord Corporation.

All rights reserved.

U.S. Patents: 4629063, 4809846, D332213, 5219065, 4436200

## Additional Notes

Non-Standard products are non-returnable. Minimum order quantity and additional setup charges may also apply.

Stocked in 80 pitch, 10 ft (3.048 m) length strands.

LBP882TK750 is only available in HP material.

Typical coefficient of friction between chain and product = 0.07.

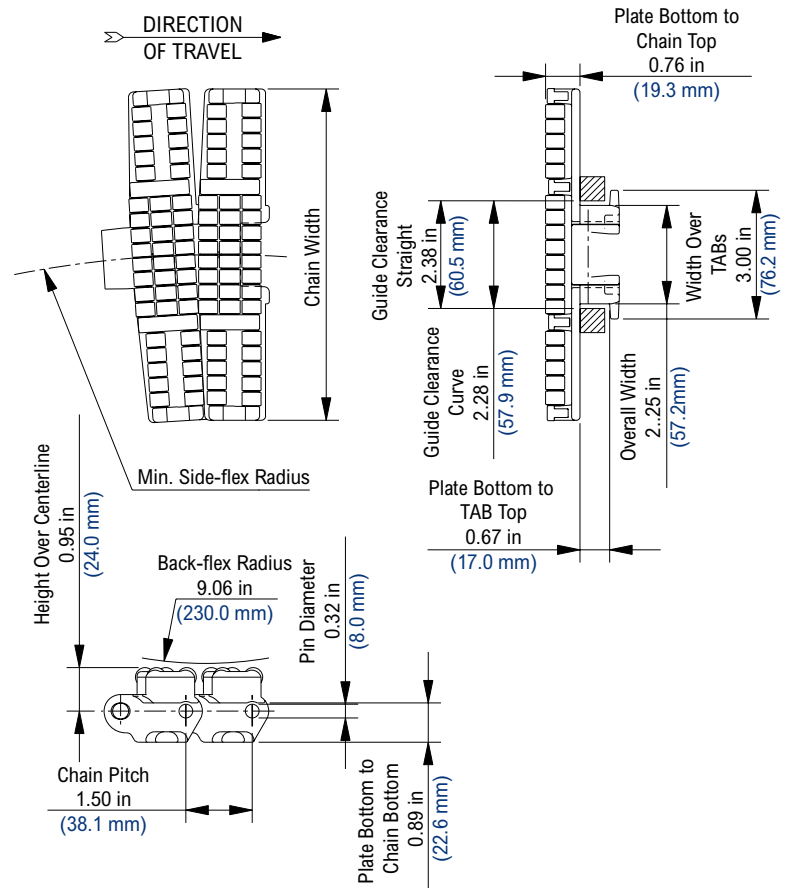
Chain strength is listed at room temperature. NR = Not Recommended.

For additional material information, see material portfolio.

## HDF LBP



Photo shows Rexnord HDF750LBP TableTop Chain molded in Internally Lubricated Polyacetal (XLA) material.



### Chain Information

Chain Width	Chain Width		Min. Side-flex Radius		Approximate Weight	
	desc	in	mm	in	mm	lbs/ft
3 3/4	3.75	95.3	26.25	666.8	2.25	3.35
7 1/2	7.50	190.5	24.00	609.6	3.03	4.51
10	10.00	254.0	24.00	609.6	3.84	5.72
12	12.00	304.8	26.77	680.0	4.29	6.39

### Available Materials

Prefix	Chain Material	Standard Pin Material	Temperature						Chain Strength		FDA Approval
			Fahrenheit			Celsius					
			min	max		min	max		lbs	N	
			dry	wet		dry	wet				
<b>Standard Materials</b>											
XLA	Internally Lubricated Polyacetal	Stainless Steel	-40	180	150	-40	82	66	625	2,780	Yes

### Regulatory Information

The Food and Drug Administration (FDA) accepts certain materials for direct food contact. FDA approved material is compliant to FDA 21 CFR § 177. Rexnord and TableTop are trademarks of Rexnord Corporation. All rights reserved.

### Additional Notes

Stocked in 40 pitch, 5 ft (1.524 m) length strands. Typical coefficient of friction between chain and product = 0.07. Chain strength is listed at room temperature. NR = Not Recommended. For additional material information, see material portfolio.

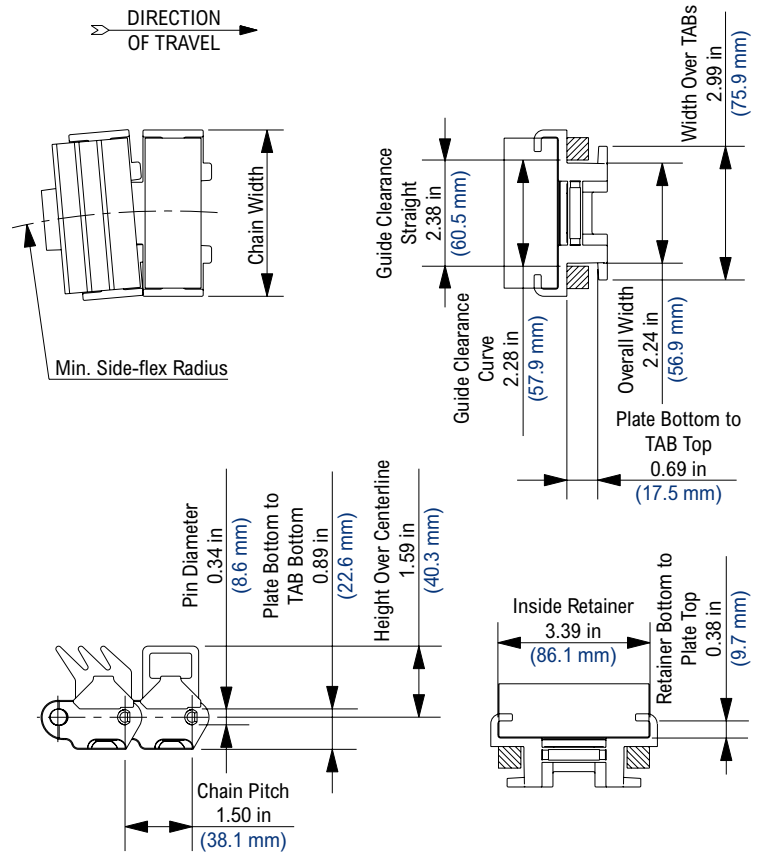
# 882 TAB G



Photo shows 882 TAB G TableTop Chain molded in Low Friction (LF) material.

## Chain Information

Chain Width			Min. Side-flex Radius		Approximate Weight	
desc	in	mm	in	mm	lbs/ft	kg/m
3 3/4	3.75	95.3	24.00	609.6	1.30	1.94



## Available Materials

Prefix	Chain Material	Standard Pin Material	Temperature						Chain Strength		FDA Approval
			Fahrenheit			Celsius			lbs	N	
			min	max		min	max				
	dry	wet		dry	wet		dry	wet			
<b>Standard Materials</b>											
LF	Low Friction	Stainless Steel	-40	180	150	-40	82	66	625	2,780	Yes
<b>Non-Standard Materials</b>											
HP	High Performance	Stainless Steel	-40	180	150	-40	82	66	625	2,780	Yes

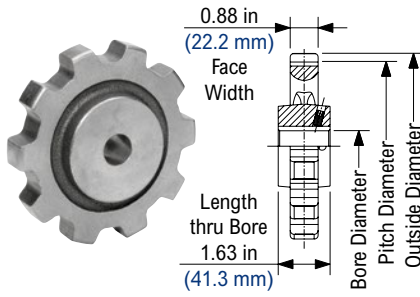
## Regulatory Information

The Food and Drug Administration (FDA) accepts certain materials for direct food contact. FDA approved material is compliant to FDA 21 CFR § 177. Rexnord, TableTop, and HP are trademarks of Rexnord Corporation. All rights reserved. U.S. Patents: 4629063, 4809846, D332213, 5219065, 4436200

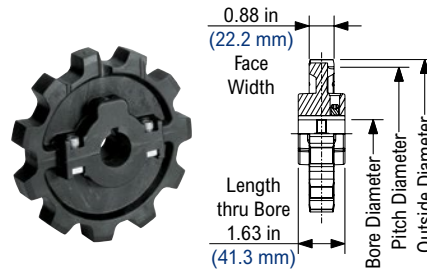
## Additional Notes

Non-Standard products are non-returnable. Minimum order quantity and additional setup charges may also apply. Stocked in 80 pitch, 10 ft (3.048 m) length strands. Can be assembled with "J" or "D" style gripper attachments; see accessories section for more information. Chain strength is listed at room temperature. NR = Not Recommended. For additional material information, see material portfolio.

882 Cast Iron Sprocket



NS882 Thermoplastic Split Sprocket



882 Cast Iron Sprocket Information

Number of Teeth		Pitch Diameter		Outside Diameter		Bore Diameter (Shaft-Ready)								Bore Diameter (Round)				Approximate Weight	
						Round				Square				in		mm			
						in	mm	min	max	min	max	min	max	min	max	min	max		
actual	effect	in	mm	in	mm	min	max	min	max	min	max	min	max	min	max	min	max	lbs	kg
9	9	4.386	111.40	4.43	112.5	3/4	1 3/8	20	35	-	-	-	-	3/4	2 1/4	20	55	3.75	1.70
10	10	4.854	123.29	4.92	125.0	3/4	1 3/8	20	35	-	-	-	-	3/4	2 1/4	20	55	4.19	1.90
11	11	5.325	135.26	5.41	137.4	3/4	1 1/2	20	40	-	-	-	-	3/4	2 1/4	20	55	4.41	2.00
12	12	5.796	147.22	5.90	149.9	3/4	1 3/8	20	35	-	-	-	-	3/4	2 1/4	20	55	4.63	2.10
15	15	7.215	183.26	7.36	186.9	3/4	1 3/4	20	45	-	-	-	-	3/4	2 3/4	20	65	6.24	2.83

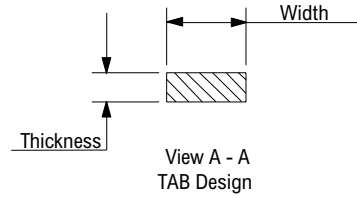
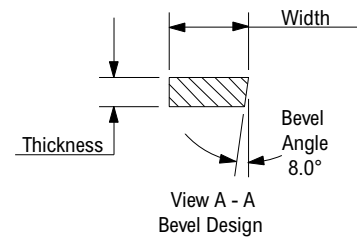
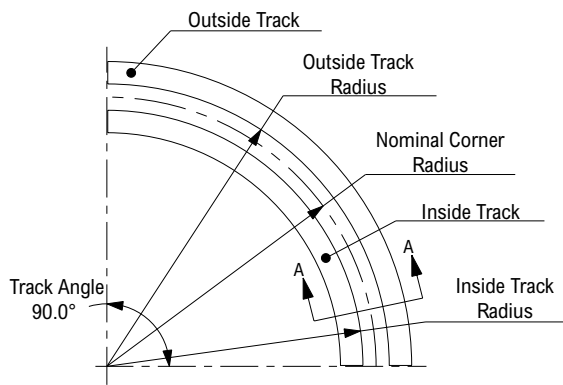
Shaft-ready round bore sprockets are shipped with keyway and setscrew.

NS882 Thermoplastic Split Sprocket Information

Number of Teeth		Pitch Diameter		Outside Diameter		Bore Diameter (Shaft-Ready)								Bore Diameter (Round)				Approximate Weight	
						Round				Square				in		mm			
						in	mm	min	max	min	max	min	max	min	max	min	max		
actual	effect	in	mm	in	mm	min	max	min	max	min	max	min	max	min	max	min	max	lbs	kg
11	11	5.325	135.26	5.41	137.4	1	1 3/4	25	45	-	-	-	-	1	1 3/4	25	45	0.66	0.30
12	12	5.796	147.22	5.90	149.9	1	1 3/4	25	45	-	-	-	-	1	1 3/4	25	45	0.82	0.37

Imperial shaft-ready round bore sprockets are shipped with keyway and setscrew. Metric shaft-ready round bore sprockets are shipped with keyway and no setscrew. Idler bores are designed to spin freely on the shaft.



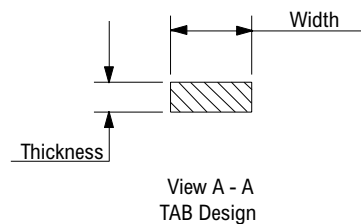
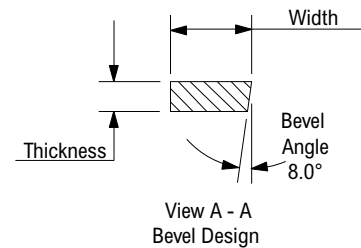
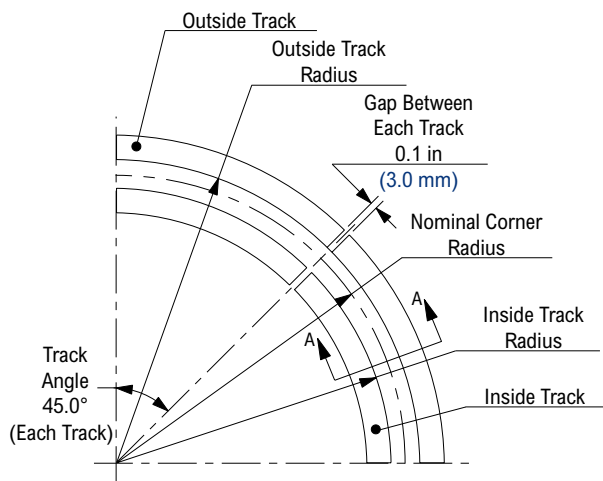


**Corner Track (Two Piece)**

Corner Track Kit Number	Part Number	Accommodates Top Plate Width		Nominal Corner Radius		Inside Track Radius		Outside Track Radius		Thickness		Width		Material	Color	Approximate Corner Track Kit Weight	
		in	mm	in	mm	in	mm	in	mm	in	mm	in	mm			lbs	kg
<b>Bevel Design</b>																	
N24B5	10283647	All	All	24.0	610	22.9	582	25.1	638	0.60	15.2	1.50	38.1	Nylatron <sup>‡</sup>	Black	2.89	1.31
ULF24B5	10400639	All	All	24.0	610	22.9	582	25.1	638	0.60	15.2	1.50	38.1	ULF	Brown/Red	2.33	1.06
<b>TAB Design</b>																	
N24R5	10178065	All	All	24.0	610	22.9	582	25.1	638	0.60	15.2	1.50	38.1	Nylatron <sup>‡</sup>	Black	2.89	1.31
ULF24R5	10400681	All	All	24.0	610	22.9	582	25.1	638	0.60	15.2	1.50	38.1	ULF	Brown/Red	2.40	1.09

Corner track kit supplied as one 90° inside and one 90° outside track, which can be used as either carry or return.

<sup>‡</sup>Nylatron® is a registered trademark of Quadrant Engineering Plastics Products.

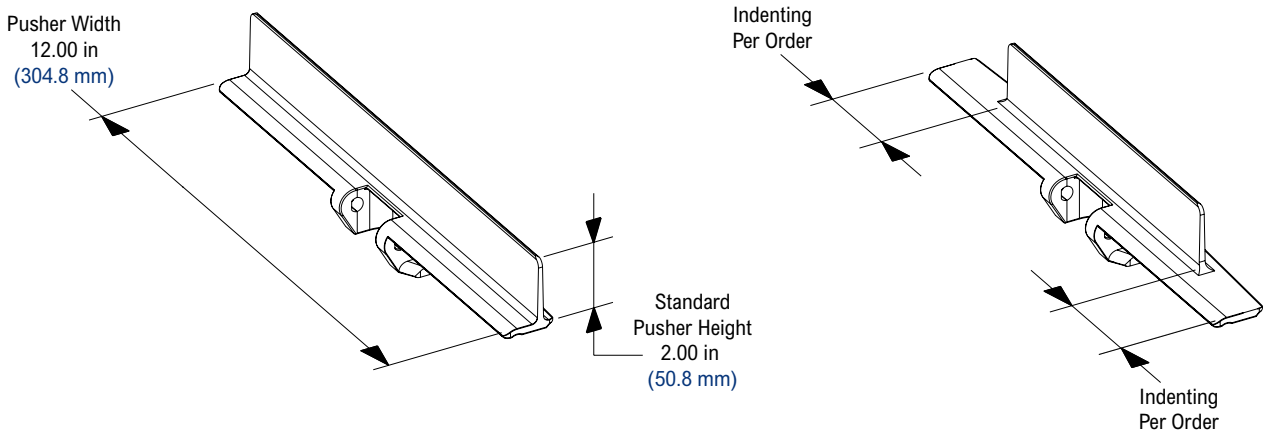


**Corner Track (Four Piece)**

Corner Track Kit Number	Part Number	Accommodates Top Plate Width		Nominal Corner Radius		Inside Track Radius		Outside Track Radius		Thickness		Width		Material	Color	Approximate Corner Track Kit Weight	
		in	mm	in	mm	in	mm	in	mm	in	mm	in	mm			lbs	kg
<b>Bevel Design</b>																	
N30B5		All	All	30.0	762	28.9	734	31.1	790	0.60	15.2	1.50	38.1	Nylatron <sup>‡</sup>	Black	3.61	1.64
ULF30B5	10400640	All	All	30.0	762	28.9	734	31.1	790	0.60	15.2	1.50	38.1	ULF	Brown/Red	2.90	1.32
<b>TAB Design</b>																	
N30R5	10178068	All	All	30.0	762	28.9	734	31.1	790	0.60	15.2	1.50	38.1	Nylatron <sup>‡</sup>	Black	3.61	1.64
ULF30R5	10400682	All	All	30.0	762	28.9	734	31.1	790	0.60	15.2	1.50	38.1	ULF	Brown/Red	2.99	1.36

Corner track kit supplied as two 45° inside and two 45° outside track, which can be used as either carry or return.

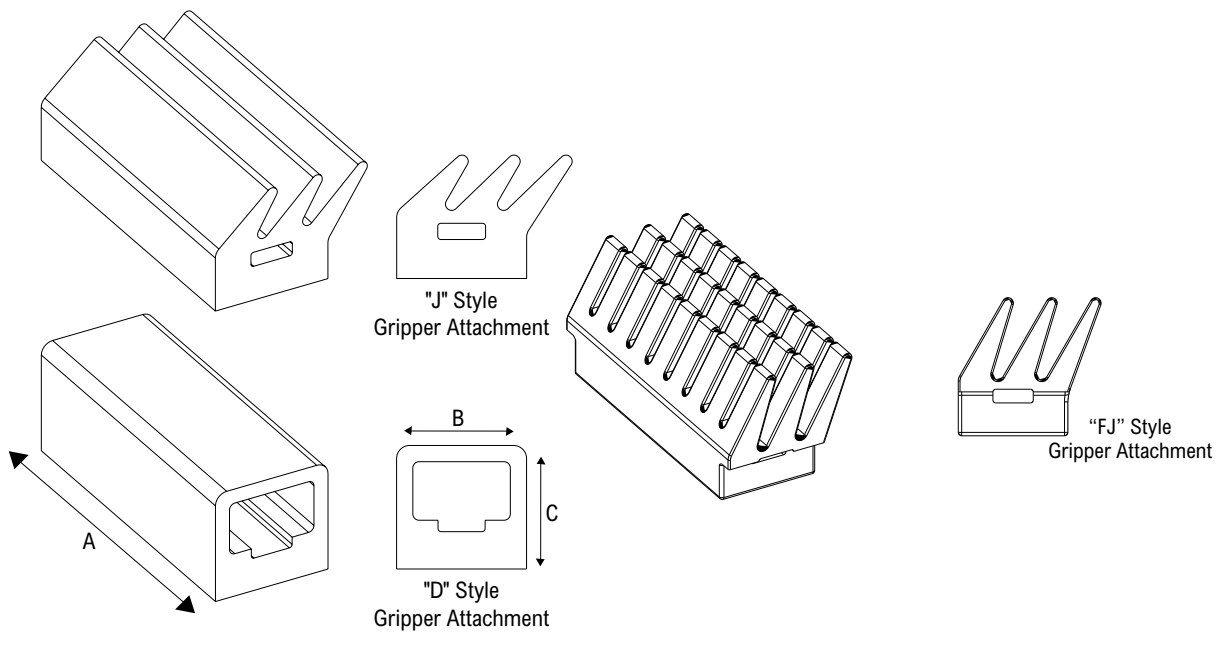
<sup>‡</sup>Nylatron® is a registered trademark of Quadrant Engineering Plastics Products.



**Pusher Attachment (F-Style)**

All pusher attachments are molded 12 in (304.8 mm) wide and can be cut down to a minimum height of 1/4 in (6.35 mm). Pusher attachment width can be cut to match chain width. The F2 designation represents an F-style pusher attachment at a height of 2 in (50.8 mm). For 882 TAB chain only.

Please indicate if pusher attachments are required every pitch, every second pitch, etc. when ordering. Also, indicate if indents are required in the center, on one or both sides of the chain. For example, "I would like F2 pusher attachments every 8th pitch indented 3/4 in on both sides of the chain."



**Gripper Attachments**

Part Number	Style	Material	Color	Hardness (Shore A)	"A" Dimension		"B" Dimension		"C" Dimension	
					in	mm	in	mm	in	mm
<b>Standard Grippers</b>										
10075338	D	Neoprene	Black	40	3.35	85.1	1.25	31.8	1.19	30.2
10075339	D	Neoprene	White	40	3.35	85.1	1.25	31.8	1.19	30.2
10075340	D	Neoprene	Black	60	3.35	85.1	1.25	31.8	1.19	30.2
10075341	D	EPDM	White	50	3.35	85.1	1.25	31.8	1.19	30.2
10075343	D	EPDM	Black	50	3.35	85.1	1.25	31.8	1.19	30.2
10075608	J	Neoprene	Black	40	3.35	85.1	1.25	31.8	1.19	30.2
10075609	J	Neoprene	White	50	3.35	85.1	1.25	31.8	1.19	30.2
10075611	J	EPDM	White	50	3.35	85.1	1.25	31.8	1.19	30.2
10074926	FJ	Neoprene	Black	40	3.68	93.5	1.69	42.9	1.58	40.1

**Regulatory Information**

U.S. Patent: 9840370

# 883 TAB LBP


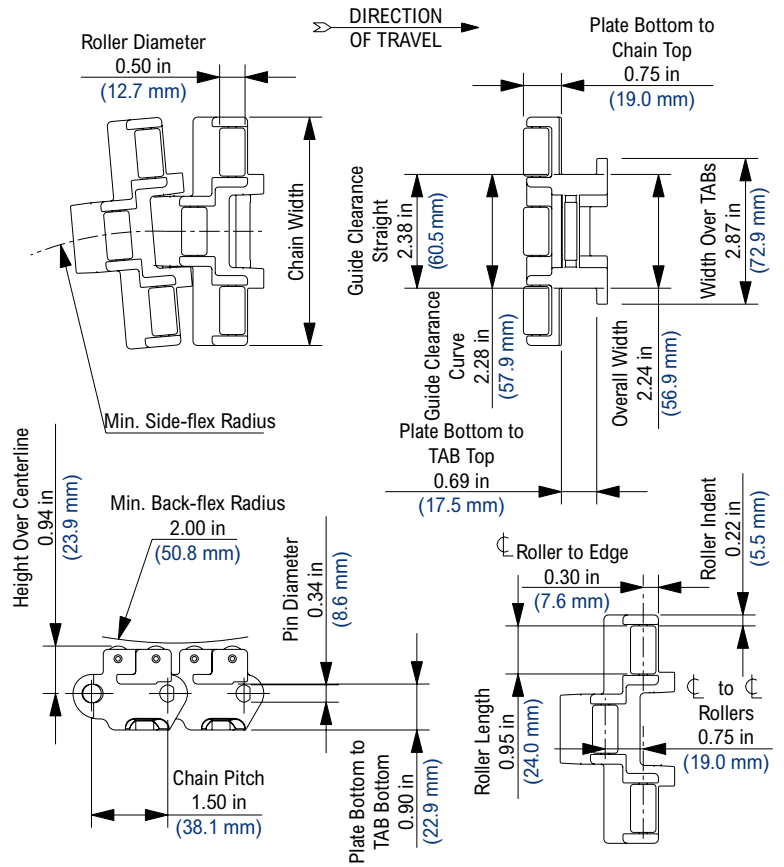


Photo shows 883 TAB LBP TableTop Chain with Low Backline Pressure Rollers molded in Low Friction (LF) material.

### Chain Information

Chain Width	Chain Width		Min. Side-flex Radius		Approximate Weight	
	desc	in	mm	in	mm	lbs/ft
4 1/2	4.50	114.3	24.00	609.6	1.70	2.53
7 1/2	7.50	190.5	24.00	609.6	2.30	3.43



### Available Materials

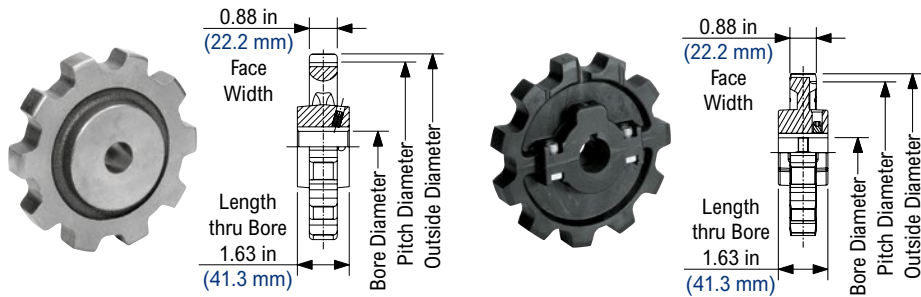
Prefix	Chain Material	Standard Pin Material	Temperature						Chain Strength		FDA Approval
			Fahrenheit			Celsius			lbs	N	
			min	max		min	max				
				dry	wet		dry	wet			
<b>Standard Materials</b>											
LF	Low Friction	Stainless Steel	-40	180	150	-40	82	66	625	2,780	Yes
HP	High Performance	Stainless Steel	-40	180	150	-40	82	66	625	2,780	Yes

### Regulatory Information

The Food and Drug Administration (FDA) accepts certain materials for direct food contact. FDA approved material is compliant to FDA 21 CFR § 177. Rexnord, TableTop and HP are trademarks of Rexnord Corporation. All rights reserved. U.S. Patents: D289497, D289606, 4436200

### Additional Notes

Stocked in 80 pitch, 10 ft (3.048 m) length strands. Typical coefficient of friction between chain and product = 0.07. Chain strength is listed at room temperature. NR = Not Recommended. For additional material information, see material portfolio.



882 Cast Iron Sprocket Information

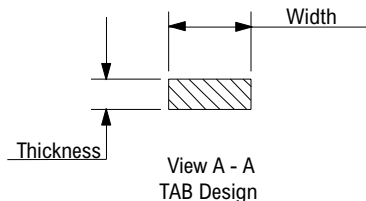
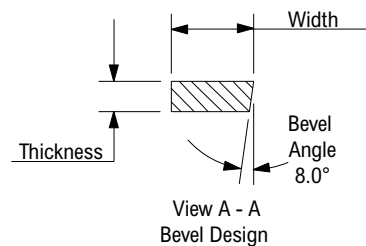
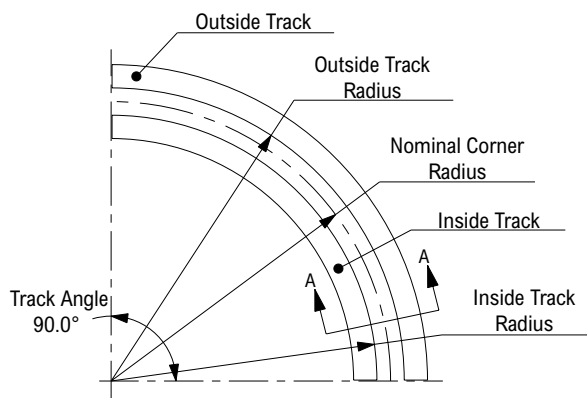
Number of Teeth		Pitch Diameter		Outside Diameter		Bore Diameter (Shaft-Ready)								Bore Diameter (Round)				Approximate Weight	
						Round				Square				in		mm			
						in	mm	min	max	min	max	min	max	min	max	min	max		
actual	effect	in	mm	in	mm	min	max	min	max	min	max	min	max	min	max	min	max	lbs	kg
9	9	4.386	111.40	4.43	112.5	3/4	1 3/8	20	35	-	-	-	-	3/4	2 1/4	20	55	3.75	1.70
10	10	4.854	123.29	4.92	125.0	3/4	1 3/8	20	35	-	-	-	-	3/4	2 1/4	20	55	4.19	1.90
11	11	5.325	135.26	5.41	137.4	3/4	1 1/2	20	40	-	-	-	-	3/4	2 1/4	20	55	4.41	2.00
12	12	5.796	147.22	5.90	149.9	3/4	1 3/8	20	35	-	-	-	-	3/4	2 1/4	20	55	4.63	2.10
15	15	7.215	183.26	7.36	186.9	3/4	1 3/4	20	45	-	-	-	-	3/4	2 3/4	20	65	6.24	2.83

Shaft-ready round bore sprockets are shipped with keyway and setscrew.

NS882 Thermoplastic Split Sprocket Information

Number of Teeth		Pitch Diameter		Outside Diameter		Bore Diameter (Shaft-Ready)								Bore Diameter (Round)				Approximate Weight	
						Round				Square				in		mm			
						in	mm	min	max	min	max	min	max	min	max	min	max		
actual	effect	in	mm	in	mm	min	max	min	max	min	max	min	max	min	max	min	max	lbs	kg
11	11	5.325	135.26	5.41	137.4	1	1 3/4	25	45	-	-	-	-	1	1 3/4	25	45	0.66	0.30
12	12	5.796	147.22	5.90	149.9	1	1 3/4	25	45	-	-	-	-	1	1 3/4	25	45	0.82	0.37

Imperial shaft-ready round bore sprockets are shipped with keyway and setscrew. Metric shaft-ready round bore sprockets are shipped with keyway and no setscrew. Idler bores are designed to spin freely on the shaft.

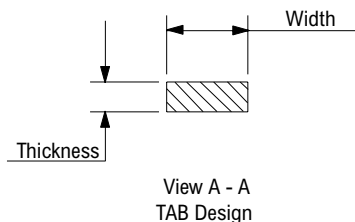
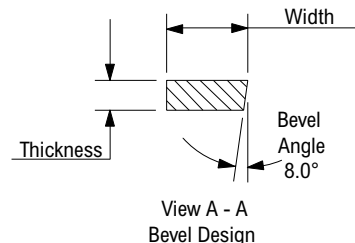
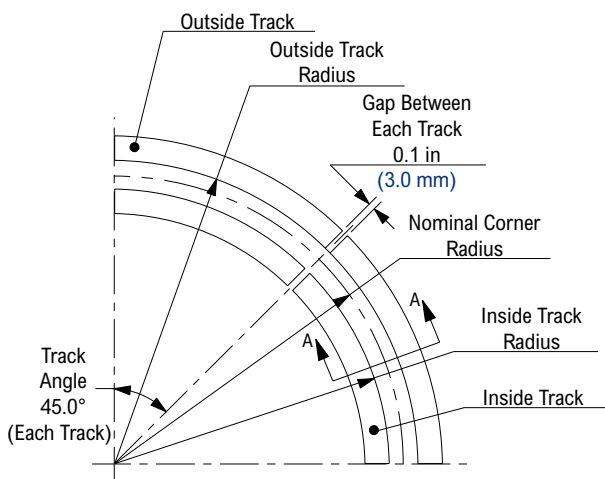


**Corner Track (Two Piece)**

Corner Track Kit Number	Part Number	Accommodates Top Plate Width		Nominal Corner Radius		Inside Track Radius		Outside Track Radius		Thickness		Width		Material	Color	Approximate Corner Track Kit Weight	
		in	mm	in	mm	in	mm	in	mm	in	mm	in	mm			lbs	kg
<b>TAB Design</b>																	
N24R5	10178065	All	All	24.0	610	22.9	582	25.1	638	0.60	15.2	1.50	38.1	Nylatron <sup>‡</sup>	Black	2.89	1.31
ULF24R5	10400681	All	All	24.0	610	22.9	582	25.1	638	0.60	15.2	1.50	38.1	ULF	Brown/Red	2.40	1.09

Corner track kit supplied as one 90° inside and one 90° outside track, which can be used as either carry or return.

<sup>‡</sup>Nylatron® is a registered trademark of Quadrant Engineering Plastics Products.



**Corner Track (Four Piece)**

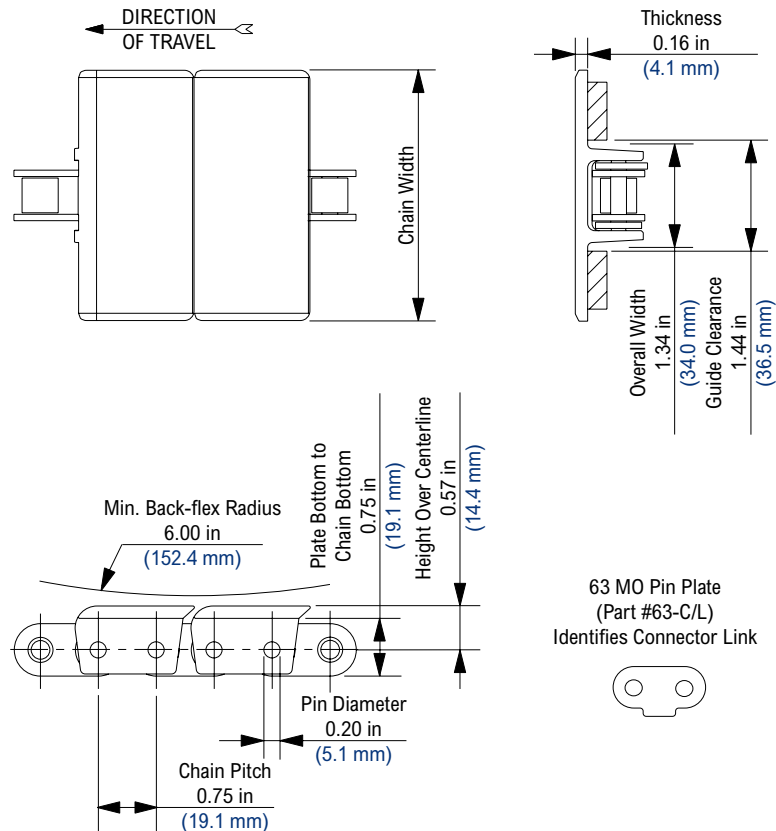

Corner Track Kit Number	Part Number	Accommodates Top Plate Width		Nominal Corner Radius		Inside Track Radius		Outside Track Radius		Thickness		Width		Material	Color	Approximate Corner Track Kit Weight	
		in	mm	in	mm	in	mm	in	mm	in	mm	in	mm			lbs	kg
<b>TAB Design</b>																	
N30R5	10178068	All	All	30.0	762	28.9	734	31.1	790	0.60	15.2	1.50	38.1	Nylatron <sup>‡</sup>	Black	3.61	1.64
ULF30R5	10400682	All	All	30.0	762	28.9	734	31.1	790	0.60	15.2	1.50	38.1	ULF	Brown/Red	2.99	1.36

Corner track kit supplied as two 45° inside and two 45° outside track, which can be used as either carry or return.

<sup>‡</sup>Nylatron® is a registered trademark of Quadrant Engineering Plastics Products.



## 963 (S)



### Chain Information

Chain Width desc	Chain Width		Min. Side-flex Radius		Approximate Weight	
	in	mm	in	mm	lbs/ft	kg/m
3 1/4	3.25	82.6	-	-	1.41	2.10
4 1/2	4.50	114.3	-	-	1.50	2.24
6	6.00	152.4	-	-	1.70	2.53
7 1/2	7.50	190.5	-	-	1.80	2.68

### Available Materials

Prefix	Top Plate Material	Base Chain Material	Temperature						Chain Strength		FDA Approval
			Fahrenheit			Celsius					
			min	max		min	max		lbs	N	
			dry	wet	NR	dry	wet				
<b>Standard Materials</b>											
LF	Low Friction	Carbon Steel	-40	180	NR	-40	82	NR	1,000	4,448	No
<b>Non-Standard Materials</b>											
BWR	Black Wear Resistant	Carbon Steel	-40	180	NR	-40	82	NR	1,000	4,448	No
HP	High Performance	Carbon Steel	-40	180	NR	-40	82	NR	1,000	4,448	No
P	Chemical Resistant	Carbon Steel	0	180	NR	-18	82	NR	1,000	4,448	No

### Regulatory Information

The Food and Drug Administration (FDA) accepts certain materials for direct food contact. FDA approved material is compliant to FDA 21 CFR § 177.

Rexnord, TableTop and HP are trademarks of Rexnord Corporation.

All rights reserved.

### Additional Notes

Non-Standard products are non-returnable. Minimum order quantity and additional setup charges may also apply.

Stocked in 160 pitch, 10 ft (3.048 m) length strands.

Uses 63 carbon steel (S) base chain (Part #63-BC).

Chain runs on ANSI No. 60 sprockets.

Chain breakers available.

Chain strength is listed at room temperature.


NR = Not Recommended.

For additional material information, see material portfolio.



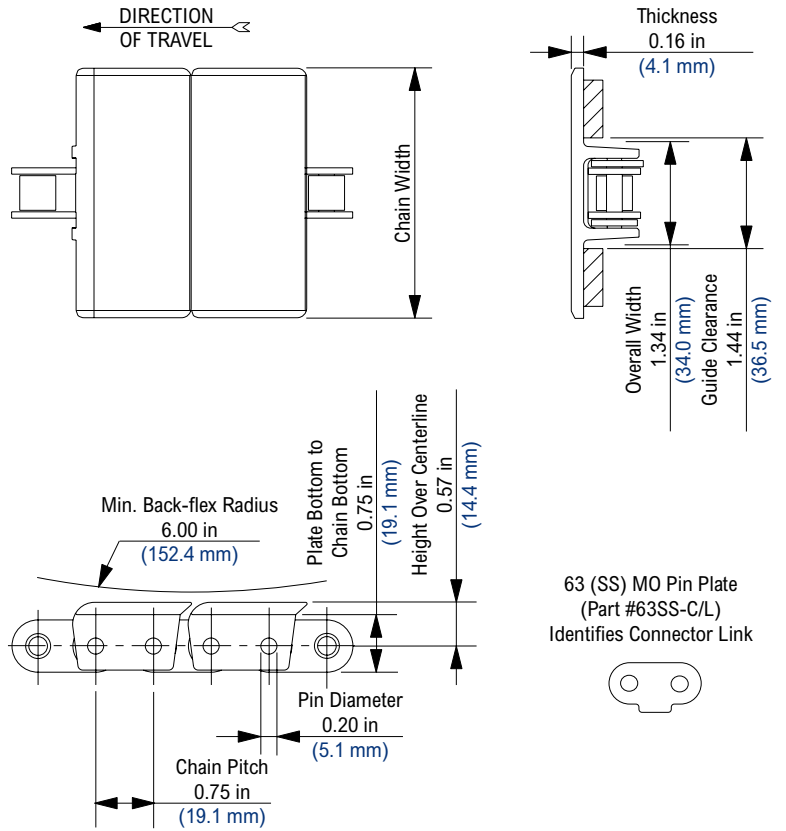
Part #SK12776

# 963 (SS)



### Chain Information

Chain Width desc	Chain Width		Min. Side-flex Radius		Approximate Weight	
	in	mm	in	mm	lbs/ft	kg/m
3 1/4	3.25	82.6	-	-	1.41	2.10
4 1/2	4.50	114.3	-	-	1.50	2.24
6	6.00	152.4	-	-	1.70	2.53
7 1/2	7.50	190.5	-	-	1.80	2.68



### Available Materials

Prefix	Top Plate Material	Base Chain Material	Temperature						Chain Strength		FDA Approval
			Fahrenheit			Celsius			lbs	N	
			min	max		min	max				
<b>Standard Materials</b>											
LF	Low Friction	Stainless Steel	-40	180	150	-40	82	66	750	3,336	Yes
<b>Non-Standard Materials</b>											
BWR	Black Wear Resistant	Stainless Steel	-40	180	NR	-40	82	NR	750	3,336	No
HP	High Performance	Stainless Steel	-40	180	150	-40	82	66	750	3,336	Yes
P	Chemical Resistant	Stainless Steel	0	180	140	-18	82	60	750	3,336	Yes

### Regulatory Information

The Food and Drug Administration (FDA) accepts certain materials for direct food contact. FDA approved material is compliant to FDA 21 CFR § 177. Rexnord, TableTop and HP are trademarks of Rexnord Corporation. All rights reserved.

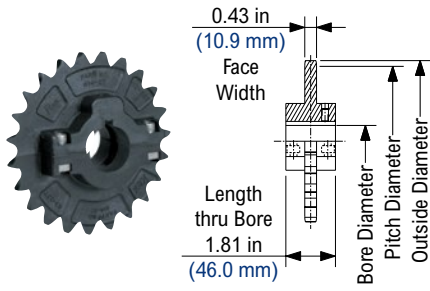
### Additional Notes

Non-Standard products are non-returnable. Minimum order quantity and additional setup charges may also apply. Stocked in 160 pitch, 10 ft (3.048 m) length strands. Uses 63 stainless steel (SS) base chain (Part #63SS-BC). Chain runs on ANSI No. 60 sprockets. Chain breakers available. Chain strength is listed at room temperature. NR = Not Recommended. For additional material information, see material portfolio.



Part #SK12776

## NS63 Thermoplastic Split Sprocket



### NS63 Thermoplastic Split Sprocket information

Number of Teeth		Pitch Diameter		Outside Diameter		Bore Diameter (Shaft-Ready)								Bore Diameter (Round)				Approximate Weight		
						Round				Square				in		mm				
						min	max	min	max	min	max	min	max	min	max	min	max			min
actual	effect	in	mm	in	mm														lbs	kg
23	11 1/2	5.508	139.90	5.91	150.1	1	1 5/8	30	40	-	-	-	-	1	1 5/8	30	40	0.75	0.34	

Shaft-ready round bore sprockets are shipped with keyway and setscrews. Metric shaft-ready round bore sprockets are shipped with metric hardware but without setscrews. Idler bores are designed to spin freely on the shaft without keyway or setscrews.

# 1040 FTM


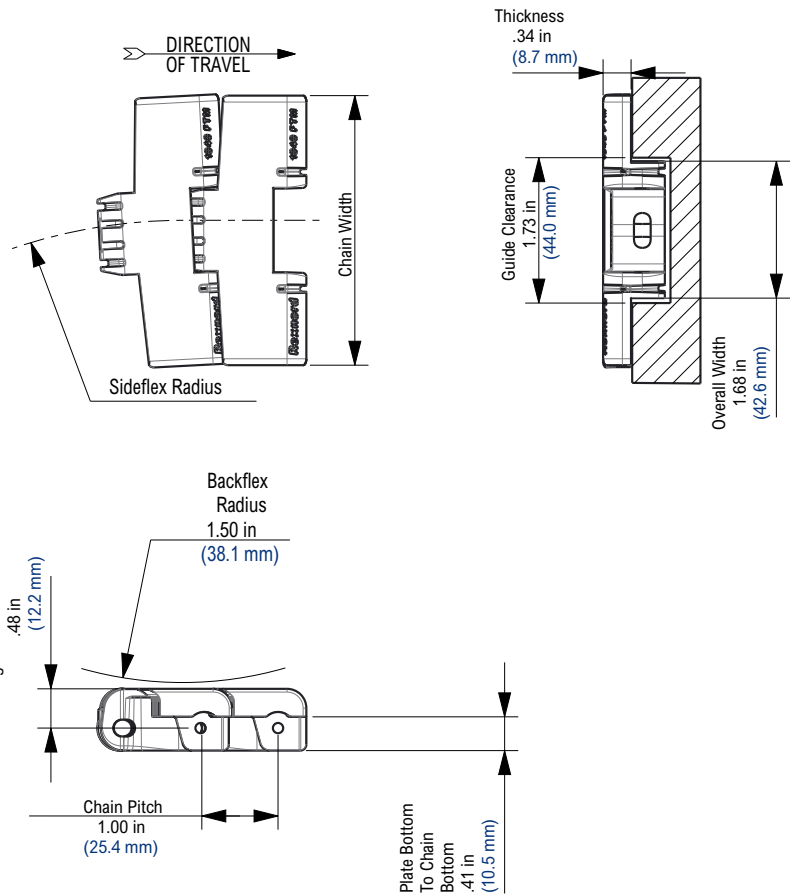


Photo shows 1040 FTM TableTop Chain with Magnetflex Retention molded in XLG material.



### Chain Information

Chain Width		Min. Side-flex Radius		Approximate Weight		
desc	in	mm	in	mm	lbs/ft	kg/m
3.3IN	3.3	83.8	19.7	500	0.67	1.00

### Available Materials

Prefix	Chain Material	Standard Pin Material	Temperature						Chain Strength		FDA Approval
			Fahrenheit			Celsius					
			min	max		min	max		lbs	N	
			dry	wet	min	dry	wet				
<b>Standard Materials</b>											
XLG	Low Friction Green	Stainless Steel	-40	+180	+150	-40	+82	+66	337	1,500	Yes
HP	High Performance	Stainless Steel	-40	+180	+150	-40	+82	+66	337	1,500	Yes

### Regulatory Information

The Food and Drug Administration (FDA) accepts certain materials for direct food contact. FDA approved material is compliant to FDA 21 CFR § 177. Rexnord, TableTop, HP and Magnetflex are trademarks of Rexnord Corporation. All rights reserved.

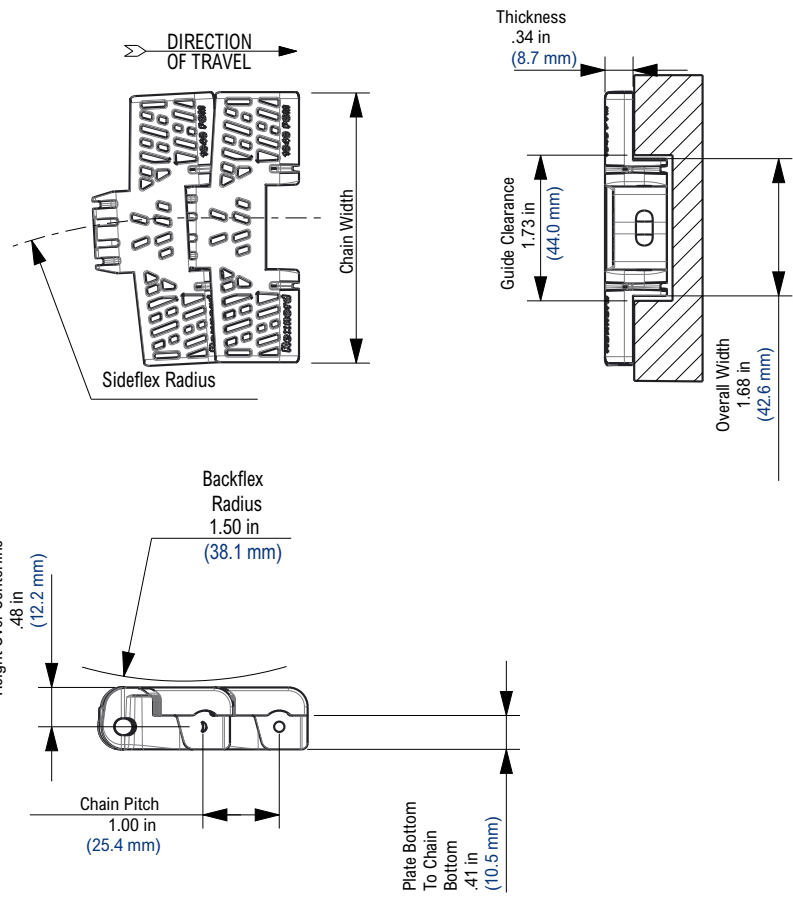
### Additional Notes

Non-Standard products are non-returnable. Minimum order quantity and additional setup charges may also apply. Must be used with Magnetflex corner tracks for side-flexing applications. Chain strength is listed at room temperature. NR = Not Recommended. For additional material information, see material portfolio.

# 1040 FGM



Photo shows 1040 FGM TableTop Chain with Magneflex Retention molded in XLG material.



### Chain Information

Chain Width desc	Chain Width		Min. Side-flex Radius		Approximate Weight	
	in	mm	in	mm	lbs/ft	kg/m
3.3IN	3.3	83.8	19.7	500	0.64	0.95

### Available Materials

Prefix	Chain Material	Standard Pin Material	Temperature						Chain Strength		FDA Approval
			Fahrenheit			Celsius					
			min	max		min	max				
				dry	wet		dry	wet	lbs	N	
<b>Standard Materials</b>											
XLG	Low Friction Green	Stainless Steel	-40	+180	+150	-40	+82	+66	337	1,500	Yes
HP	High Performance	Stainless Steel	-40	+180	+150	-40	+82	+66	337	1,500	Yes

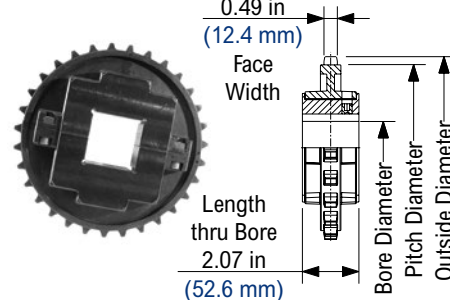
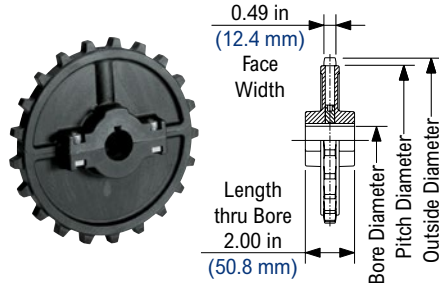
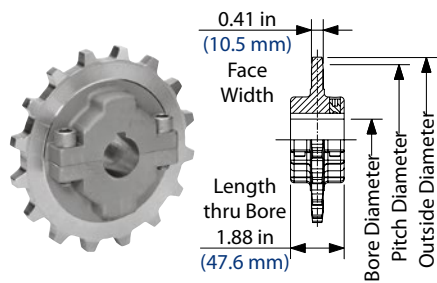
### Regulatory Information

The Food and Drug Administration (FDA) accepts certain materials for direct food contact. FDA approved material is compliant to FDA 21 CFR § 177. Rexnord, TableTop, HP and Magneflex are trademarks of Rexnord Corporation. All rights reserved.

### Additional Notes

Non-Standard products are non-returnable. Minimum order quantity and additional setup charges may also apply. Must be used with Magneflex corner tracks for side-flexing applications. Open area = 35%. Chain strength is listed at room temperature. NR = Not Recommended. For additional material information, see material portfolio.





**SSS7700 Stainless Steel Split Sprocket Information**

Number of Teeth		Pitch Diameter		Outside Diameter		Bore Diameter (Shaft-Ready)								Bore Diameter (Round)				Approximate Weight			
						Round				Square				in		mm					
						in	mm	min	max	min	max	min	max	min	max	min	max			min	max
actual	effect	in	mm	in	mm	min	max	min	max	min	max	min	max	min	max	min	max	min	max	lbs	kg
16	16	5.126	130.20	5.14	130.6	1	2	25	50	1	1	25	25	1	2	25	50	3.50	1.59		
18	18	5.759	146.28	5.78	146.8	1	2	25	50	1	1	25	25	1	2	25	50	5.00	2.27		
21	21	6.710	170.43	6.72	170.7	1	2 1/2	25	60	1	3 1/2*	25	90*	1	3 1/2	25	60	6.00	2.72		

Shaft-ready round bore sprockets are shipped with keyway and no setscrew.

\* The 3-1/2 in and 90 mm bores for the 21 tooth square bore sprocket and all round bore sprockets above 1-1/2 in (40 mm) are supplied as machined bores. All other bores are supplied with split bore adapters.

**NS7700 Thermoplastic Split Sprocket Information**

Number of Teeth		Pitch Diameter		Outside Diameter		Bore Diameter (Shaft-Ready)								Bore Diameter (Round)				Approximate Weight			
						Round				Square				in		mm					
						in	mm	min	max	min	max	min	max	min	max	min	max			min	max
actual	effect	in	mm	in	mm	min	max	min	max	min	max	min	max	min	max	min	max	min	max	lbs	kg
16	16	5.126	130.20	5.14	130.6	1	1 5/8	25	40	-	-	-	-	1	1 5/8	25	40	0.73	0.33		
18	18	5.759	146.28	5.78	146.8	1	1 5/8	25	40	-	-	-	-	1	1 5/8	25	40	0.84	0.38		
21	21	6.710	170.43	6.72	170.7	1	1 5/8	25	40	3 1/2	3 1/2	90	90	1	1 5/8	25	40	0.97	0.44		
31	31	9.885	251.08	9.93	252.2	2	4 1/2	50	120	2	4 1/2	50	120	2	4 1/2	50	120	3.72	1.69		

Imperial shaft-ready round bore sprockets are shipped with keyway and setscrew. Metric shaft-ready round bore sprockets are shipped with keyway and no setscrew. Idler bores are designed to spin freely on the shaft.

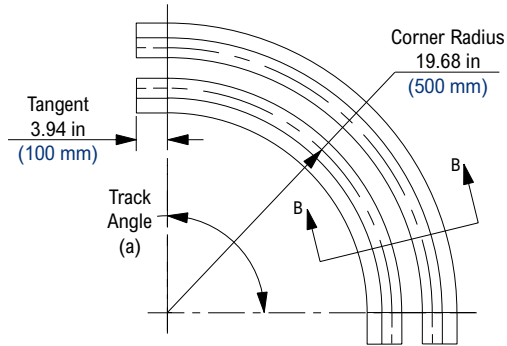
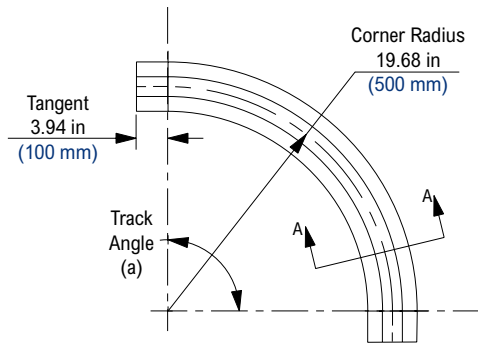
\* The 3-1/2 in and 90 mm square bore are supplied with bore adapters. 1-1/2 in and 40 mm round bore are supplied with bore adapters.

**NS7700 Thermoplastic Split Sprocket with Adapter Information**

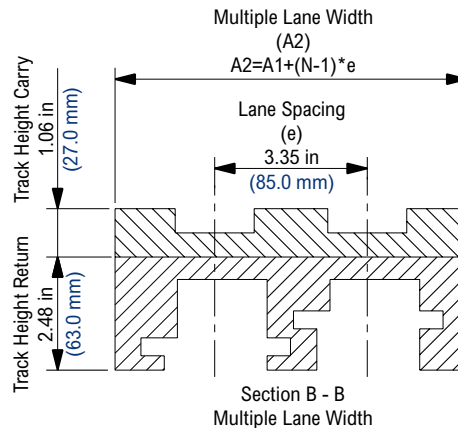
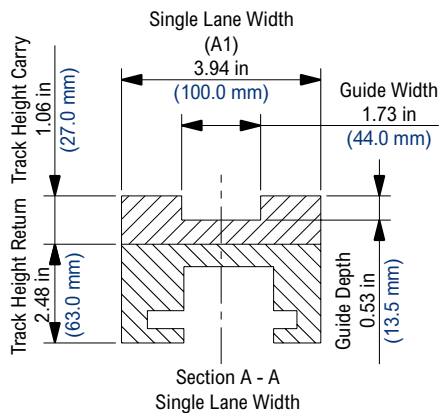
Number of Teeth		Pitch Diameter		Outside Diameter		Bore Diameter (Shaft-Ready)								Bore Diameter (Idler)				Approximate Weight			
						Round				Square				in		mm					
						in	mm	min	max	min	max	min	max	min	max	min	max			min	max
actual	effect	in	mm	in	mm	min	max	min	max	min	max	min	max	min	max	min	max	min	max	lbs	kg
21	21	6.710	170.43	6.72	170.7	1 11/16	2 1/2	25	65	1	3	25	75	1 11/16	3	25	75	0.97	0.44		
31	31	9.885	251.08	9.93	252.2	1	1 15/16	25	45	1	1 1/2	25	40	1	1 15/16	25	40	3.72	1.69		

Imperial shaft-ready round bore sprockets are shipped with keyway and setscrew. Metric shaft-ready round bore sprockets are shipped with keyway and no setscrew. Idler bores are designed to spin freely on the shaft.

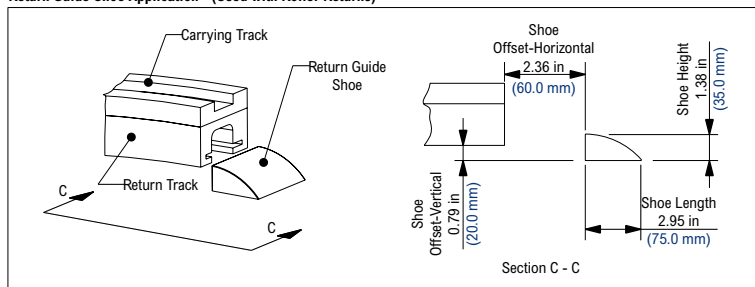
\* The 3-1/2 in and 90 mm square bore are supplied with bore adapters. 1-1/2 in and 40 mm round bore are supplied with bore adapters.



Multiple Lane Width (A2)  
 $A2 = A1 + (N-1) \cdot (e)$



**Return Guide Shoe Application - (Used with Roller Returns)**



Also available with non marking tubular corner return. Contact Application Engineering for additional information (262.376.4800)

**1040 K84mm Magnetflex Corner Tracks**

Corner Track Number	Multiple Lane Width (A2)		Track Angle (a)	Number of Lanes (N)	Corner Track Number	Multiple Lane Width (A2)		Track Angle (a)	Number of Lanes (N)	Corner Track Number	Multiple Lane Width (A2)		Track Angle (a)	Number of Lanes (N)	Approximate Weight	
	in	mm				in	mm				in	mm			lbs	kg
604.14.16	-	-	15 °	1	604.14.46	-	-	45 °	1	604.14.76	-	-	75 °	1	17.10	7.76
604.14.17	7.28	185.0		2	604.14.47	7.28	185.0		2	604.14.77	7.28	185.0		2	34.30	15.56
604.14.18	10.63	270.0		3	604.14.48	10.63	270.0		3	604.14.78	10.63	270.0		3	50.20	22.77
604.14.19	13.98	355.0		4	604.14.49	13.98	355.0		4	604.14.79	13.98	355.0		4	66.00	29.94
604.14.20	17.32	440.0		5	604.14.50	17.32	440.0		5	604.14.80	17.32	440.0		5	81.80	37.10
604.14.21	20.67	525.0		6	604.14.51	20.67	525.0		6	604.14.81	20.67	525.0		6	97.60	44.27
604.14.31	-	-	30 °	1	604.14.61	-	-	60 °	1	604.14.01	-	-	90 °	1	20.10	9.12
604.14.32	7.28	185.0		2	604.14.62	7.28	185.0		2	604.14.02	7.28	185.0		2	40.70	18.46
604.14.33	10.63	270.0		3	604.14.63	10.63	270.0		3	604.14.03	10.63	270.0		3	59.50	26.99
604.14.34	13.98	355.0		4	604.14.64	13.98	355.0		4	604.14.04	13.98	355.0		4	78.20	35.47
604.14.35	17.32	440.0		5	604.14.65	17.32	440.0		5	604.14.05	17.32	440.0		5	96.90	43.95
604.14.36	20.67	525.0		6	604.14.66	20.67	525.0		6	604.14.06	20.67	525.0		6	115.60	52.44

Corner track kit supplied as one carry, one return, and one guide shoe.

For 1040 FGM and 1040 FTM 84MM (3.31 in) chains only.

All Magnetflex corner tracks are UHMWPE (black) material and are available on a made-to-order basis.

U.S. Patents: 4805764, EP5199551, EP0286173, EP0509605

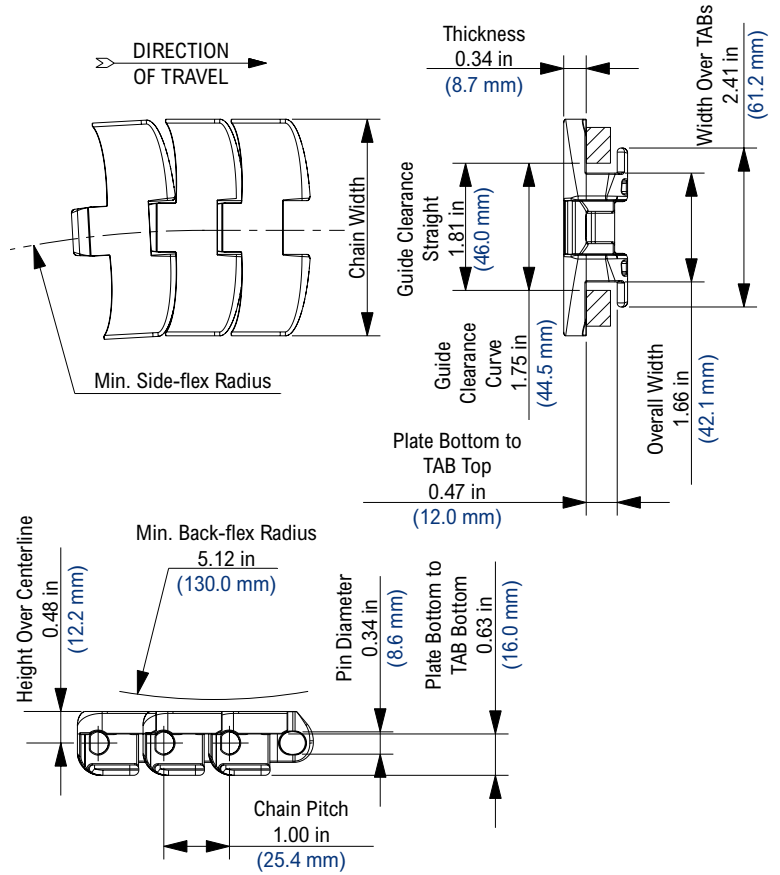
# 1050 FT TAB



Photo shows 1050 FT TAB TableTop Chain molded in High Performance (HP) material.

### Chain Information

Chain Width	Chain Width		Min. Side-flex Radius		Approximate Weight	
	desc	in	mm	in	mm	lbs/ft
84MM	3.31	84.0	19.69	500.1	1.25	1.86



### Available Materials

Prefix	Chain Material	Standard Pin Material	Temperature						Chain Strength		FDA Approval
			Fahrenheit			Celsius			lbs	N	
			min	max		min	max				
			dry	wet		dry	wet				
<b>Standard Materials</b>											
HP	High Performance	Stainless Steel	-40	180	150	-40	82	66	425	1,890	Yes
<b>Non-Standard Materials</b>											
PS	Platinum Series	Stainless Steel	-40	180	150	-40	82	66	425	1,890	Yes

### Regulatory Information

The Food and Drug Administration (FDA) accepts certain materials for direct food contact. FDA approved material is compliant to FDA 21 CFR § 177. Rexnord, TableTop, Platinum Series, HP, PS and Magnetflex are trademarks of Rexnord Corporation. All rights reserved. U.S. Patents: 5678682, EP0700843

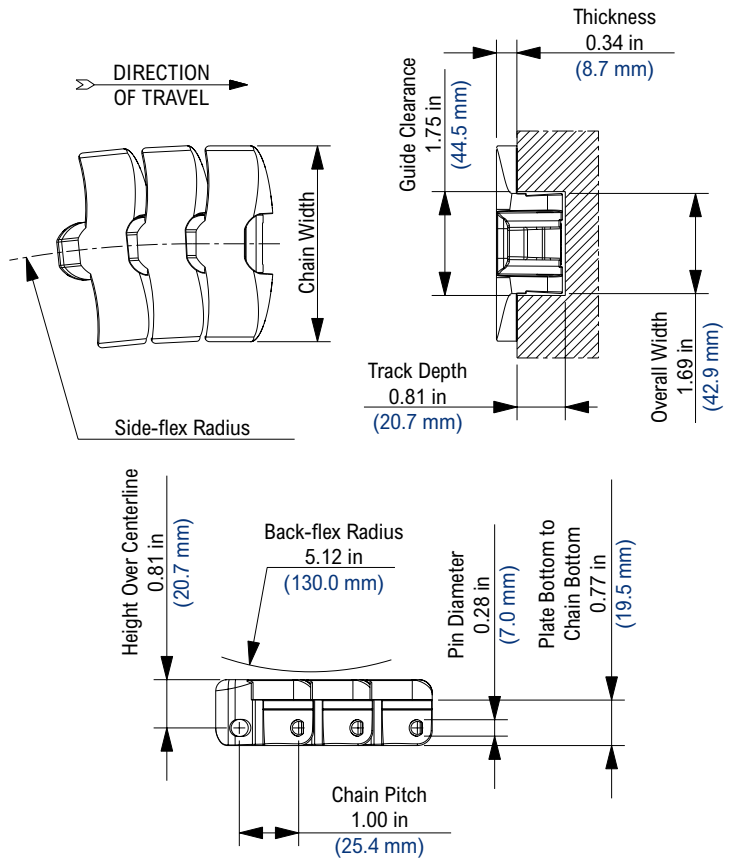
### Additional Notes

Non-Standard products are non-returnable. Minimum order quantity and additional setup charges may also apply. Stocked in 120 pitch, 10 ft (3.048 m) length strands. Must be used with TAB corner tracks for side-flexing applications. Chain strength is listed at room temperature. NR = Not Recommended. For additional material information, see material portfolio.

# 1050 FTLPC



Photo shows 1050 FTLPC TableTop Chain with Low Pin Centerline molded in High Performance (HP) material.



### Chain Information

Chain Width	Chain Width		Min. Side-flex Radius		Approximate Weight	
	in	mm	in	mm	lbs/ft	kg/m
3 1/4	3.25	82.6	18.00	457.2	1.25	1.86
84MM	3.31	84.0	19.69	500.1	1.25	1.86
4 1/2	4.50	114.3	24.00	609.6	1.41	2.10
7 1/2	7.50	190.5	24.00	609.6	1.84	2.74

### Available Materials

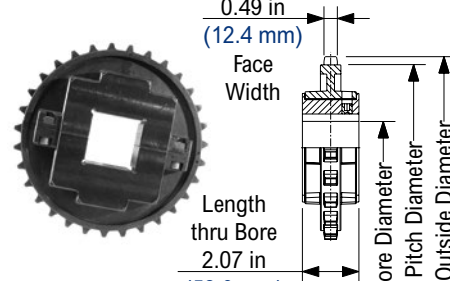
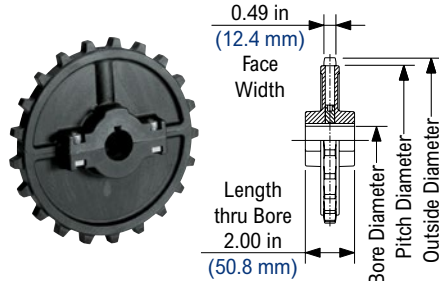
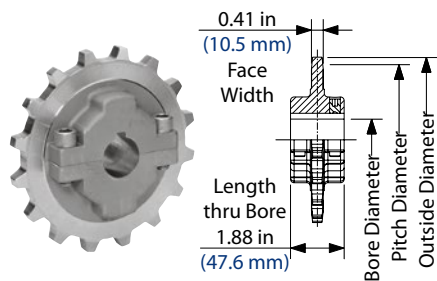
Prefix	Chain Material	Standard Pin Material	Temperature						Chain Strength		FDA Approval
			Fahrenheit			Celsius					
			min	max		min	max		lbs	N	
			dry	wet		dry	wet				
<b>Standard Materials</b>											
Dry-PT	Dry PET Low Friction	Stainless Steel	-40	180	150	-40	82	66	425	1,890	Yes
HP	High Performance	Stainless Steel	-40	180	150	-40	82	66	425	1,890	Yes
<b>Non-Standard Materials</b>											
P	Chemical Resistant	Stainless Steel	0	180	140	-18	82	60	340	1,512	Yes
PS	Platinum Series	Stainless Steel	-40	180	150	-40	82	66	425	1,890	Yes

### Regulatory Information

The Food and Drug Administration (FDA) accepts certain materials for direct food contact. FDA approved material is compliant to FDA 21 CFR § 177. Rexnord, TableTop, Dry-PT, Platinum Series, HP, PS and Magnetflex are trademarks of Rexnord Corporation. All rights reserved. U.S. Patents: 5678682, EP0700843, 5176247

### Additional Notes

Non-Standard products are non-returnable. Minimum order quantity and additional setup charges may also apply. Stocked in 120 pitch, 10 ft (3.048 m) length strands. Must be used with LPC corner tracks for side-flexing applications. Rexnord curves are recommended for use with these chains because they have the proper profile to maintain chain hold-down. Low Pin Centerline (LPC) chain is retained in the corners without the use of bevels, TAB's or magnets, and can be lifted vertically out of the corners for cleaning and/or maintenance. Chain strength is listed at room temperature. NR = Not Recommended. For additional material information, see material portfolio.



**SSS7700 Stainless Steel Split Sprocket Information**

Number of Teeth		Pitch Diameter		Outside Diameter		Bore Diameter (Shaft-Ready)								Bore Diameter (Round)				Approximate Weight			
						Round				Square				in		mm					
						in	mm	min	max	min	max	min	max	min	max	min	max			min	max
actual	effect	in	mm	in	mm	min	max	min	max	min	max	min	max	min	max	min	max	min	max	lbs	kg
16	16	5.126	130.20	5.14	130.6	1	2	25	50	1	1	25	25	1	2	25	50	3.50	1.59		
18	18	5.759	146.28	5.78	146.8	1	2	25	50	1	1	25	25	1	2	25	50	5.00	2.27		
21	21	6.710	170.43	6.72	170.7	1	2 1/2	25	60	1	3 1/2*	25	90*	1	3 1/2	25	60	6.00	2.72		

Shaft-ready round bore sprockets are shipped with keyway and no setscrew.

\* The 3-1/2 in and 90 mm bores for the 21 tooth square bore sprocket and all round bore sprockets above 1-1/2 in (40 mm) are supplied as machined bores. All other bores are supplied with split bore adapters.

Photo shows part number 614-63-1, an NS7700 thermoplastic split sprocket with 21 teeth and 1 inch shaft-ready bore.

**NS7700 Thermoplastic Split Sprocket Information**

Number of Teeth		Pitch Diameter		Outside Diameter		Bore Diameter (Shaft-Ready)								Bore Diameter (Round)				Approximate Weight			
						Round				Square				in		mm					
						in	mm	min	max	min	max	min	max	min	max	min	max			min	max
actual	effect	in	mm	in	mm	min	max	min	max	min	max	min	max	min	max	min	max	min	max	lbs	kg
16	16	5.126	130.20	5.14	130.6	1	1 5/8	25	40	-	-	-	-	1	1 5/8	25	40	0.73	0.33		
18	18	5.759	146.28	5.78	146.8	1	1 5/8	25	40	-	-	-	-	1	1 5/8	25	40	0.84	0.38		
21	21	6.710	170.43	6.72	170.7	1	1 5/8	25	40	3 1/2	3 1/2	90	90	1	1 5/8	25	40	0.97	0.44		
31	31	9.885	251.08	9.93	252.2	2	4 1/2	50	120	2	4 1/2	50	120	2	4 1/2	50	120	3.72	1.69		

Imperial shaft-ready round bore sprockets are shipped with keyway and setscrew. Metric shaft-ready round bore sprockets are shipped with keyway and no setscrew. Idler bores are designed to spin freely on the shaft.

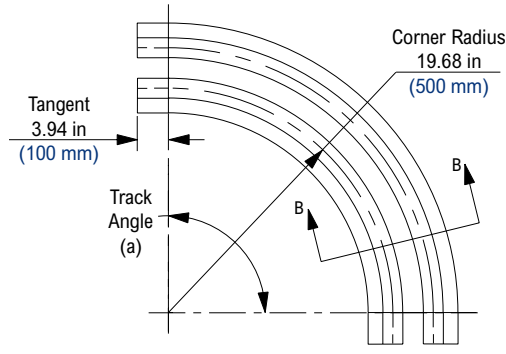
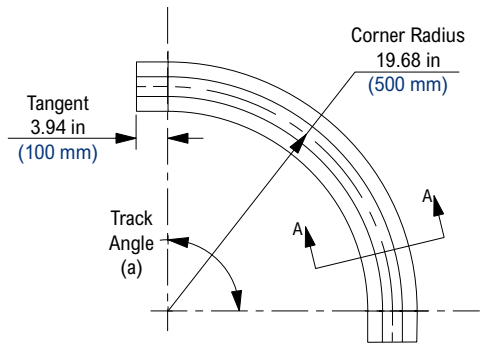
\* The 3-1/2 in and 90 mm square bore are supplied with bore adapters. 1-1/2 in and 40 mm round bore are supplied with bore adapters.

**NS7700 Thermoplastic Split Sprocket with Adapter Information**

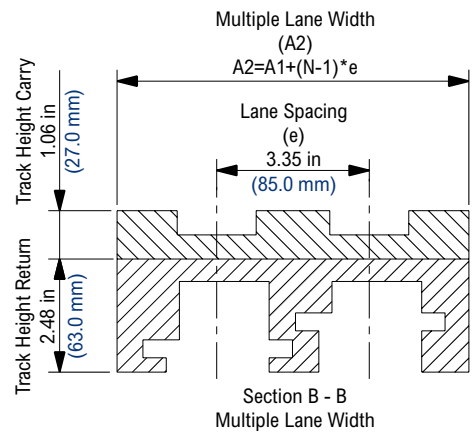
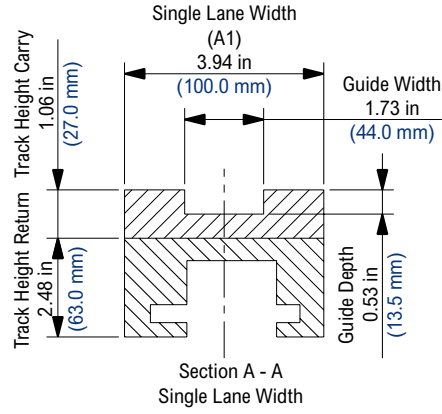
Number of Teeth		Pitch Diameter		Outside Diameter		Bore Diameter (Shaft-Ready)								Bore Diameter (Idler)				Approximate Weight			
						Round				Square				in		mm					
						in	mm	min	max	min	max	min	max	min	max	min	max			min	max
actual	effect	in	mm	in	mm	min	max	min	max	min	max	min	max	min	max	min	max	min	max	lbs	kg
21	21	6.710	170.43	6.72	170.7	1 11/16	2 1/2	25	65	1	3	25	75	1 11/16	3	25	75	0.97	0.44		
31	31	9.885	251.08	9.93	252.2	1	1 15/16	25	45	1	1 1/2	25	40	1	1 15/16	25	40	3.72	1.69		

Imperial shaft-ready round bore sprockets are shipped with keyway and setscrew. Metric shaft-ready round bore sprockets are shipped with keyway and no setscrew. Idler bores are designed to spin freely on the shaft.

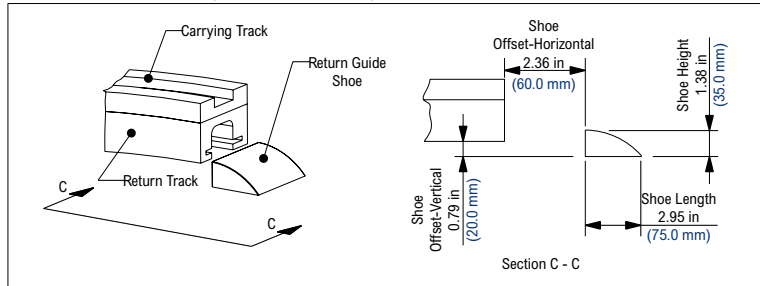
\* The 3-1/2 in and 90 mm square bore are supplied with bore adapters. 1-1/2 in and 40 mm round bore are supplied with bore adapters.



Multiple Lane Width (A2)  
 $A2 = A1 + (N-1) \cdot (e)$



**Return Guide Shoe Application - (Used with Roller Returns)**



Also available with non marking tubular corner return. Contact Application Engineering for additional information (262.376.4800)

**1050 / 1060 K84mm Magnetflex Corner Tracks**

Corner Track Number	Multiple Lane Width (A2)		Track Angle (a)	Number of Lanes (N)	Corner Track Number	Multiple Lane Width (A2)		Track Angle (a)	Number of Lanes (N)	Corner Track Number	Multiple Lane Width (A2)		Track Angle (a)	Number of Lanes (N)	Approximate Weight	
	in	mm				in	mm				in	mm			lbs	kg
604.14.16	-	-	15 °	1	604.14.46	-	-	45 °	1	604.14.76	-	-	75 °	1	17.10	7.76
604.14.17	7.28	185.0		2	604.14.47	7.28	185.0		2	604.14.77	7.28	185.0		2	34.30	15.56
604.14.18	10.63	270.0		3	604.14.48	10.63	270.0		3	604.14.78	10.63	270.0		3	50.20	22.77
604.14.19	13.98	355.0		4	604.14.49	13.98	355.0		4	604.14.79	13.98	355.0		4	66.00	29.94
604.14.20	17.32	440.0		5	604.14.50	17.32	440.0		5	604.14.80	17.32	440.0		5	81.80	37.10
604.14.21	20.67	525.0		6	604.14.51	20.67	525.0		6	604.14.81	20.67	525.0		6	97.60	44.27
604.14.31	-	-	30 °	1	604.14.61	-	-	60 °	1	604.14.01	-	-	90 °	1	20.10	9.12
604.14.32	7.28	185.0		2	604.14.62	7.28	185.0		2	604.14.02	7.28	185.0		2	40.70	18.46
604.14.33	10.63	270.0		3	604.14.63	10.63	270.0		3	604.14.03	10.63	270.0		3	59.50	26.99
604.14.34	13.98	355.0		4	604.14.64	13.98	355.0		4	604.14.04	13.98	355.0		4	78.20	35.47
604.14.35	17.32	440.0		5	604.14.65	17.32	440.0		5	604.14.05	17.32	440.0		5	96.90	43.95
604.14.36	20.67	525.0		6	604.14.66	20.67	525.0		6	604.14.06	20.67	525.0		6	115.60	52.44

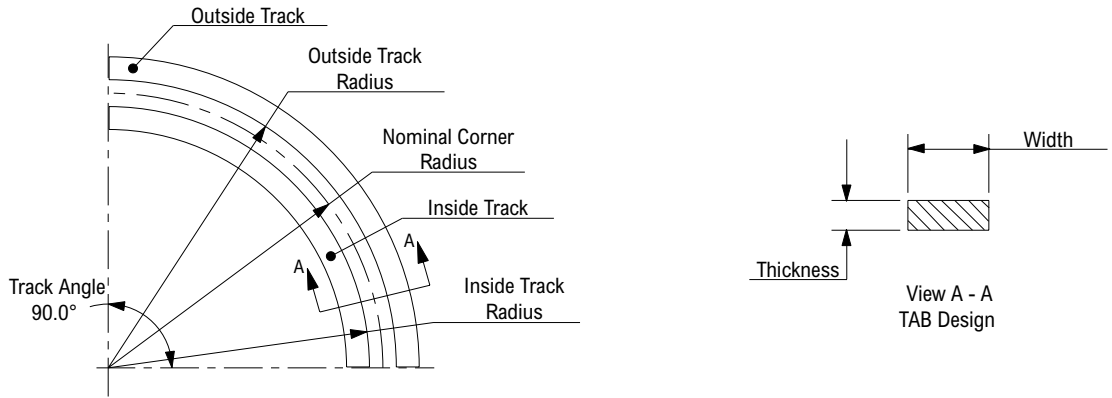
Corner track kit supplied as one carry, one return, and one guide shoe.

All Magnetflex corner tracks are UHMWPE (black) material and are available on a made-to-order basis.

For FGM1050 and FTM1060 84MM (3.31 in) chains only. Do not use with 1050TAB or LPC1050 chains.

U.S. Patents: 4805764, EP5199551, EP0286173, EP0509605





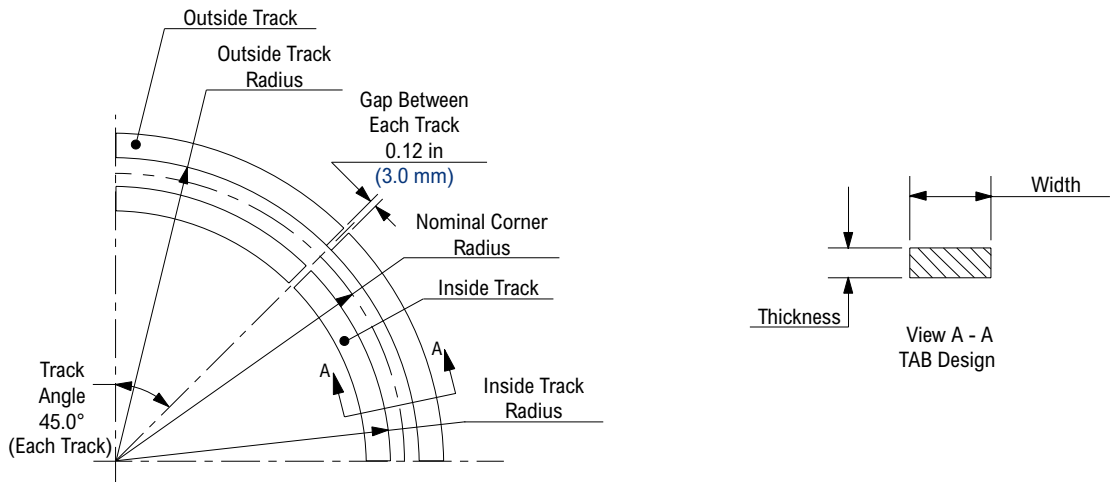
**1050TAB Corner Track (Two Piece)**

Corner Track Kit Number	Part Number	Accommodates Top Plate Width		Nominal Corner Radius		Inside Track Radius		Outside Track Radius		Thickness		Width		Material	Color	Approximate Corner Track Kit Weight	
		in	mm	in	mm	in	mm	in	mm	in	mm	in	mm			lbs	kg
<b>TAB Design</b>																	
N18R3	10178062	3 1/4	82.55	18.0	457	17.1	434	18.9	480	0.375	10.5	1.50	38.1	Nylatron <sup>‡</sup>	Black	1.28	0.58
U18R3	10178904	3 1/4	82.55	18.0	457	17.1	434	18.9	480	0.375	10.5	1.50	38.1	UHMWPE	White	1.28	0.58
ULF18R3	10400636	3 1/4	82.55	18.0	457	17.1	434	18.9	480	0.375	10.5	1.50	38.1	ULF	Brown/Red	1.06	0.48
N24R3	10178064	All	All	24.0	610	23.1	587	24.9	632	0.375	10.5	1.50	38.1	Nylatron <sup>‡</sup>	Black	1.71	0.78
U24R3	10178909	All	All	24.0	610	23.1	587	24.9	632	0.375	10.5	1.50	38.1	UHMWPE	White	1.71	0.78
ULF24R3	10400637	All	All	24.0	610	23.1	587	24.9	632	0.375	10.5	1.50	38.1	ULF	Brown/Red	1.41	0.64

Corner track kit supplied as one 90° inside and one 90° outside track, which can be used as either carry or return.

All 1050TAB corner tracks are available on a made-to-order basis. For 1050TAB chains only.

Do not use with 1050 Magnetflex or LPC1050 chains.



**1050TAB Corner Track (Four Piece)**

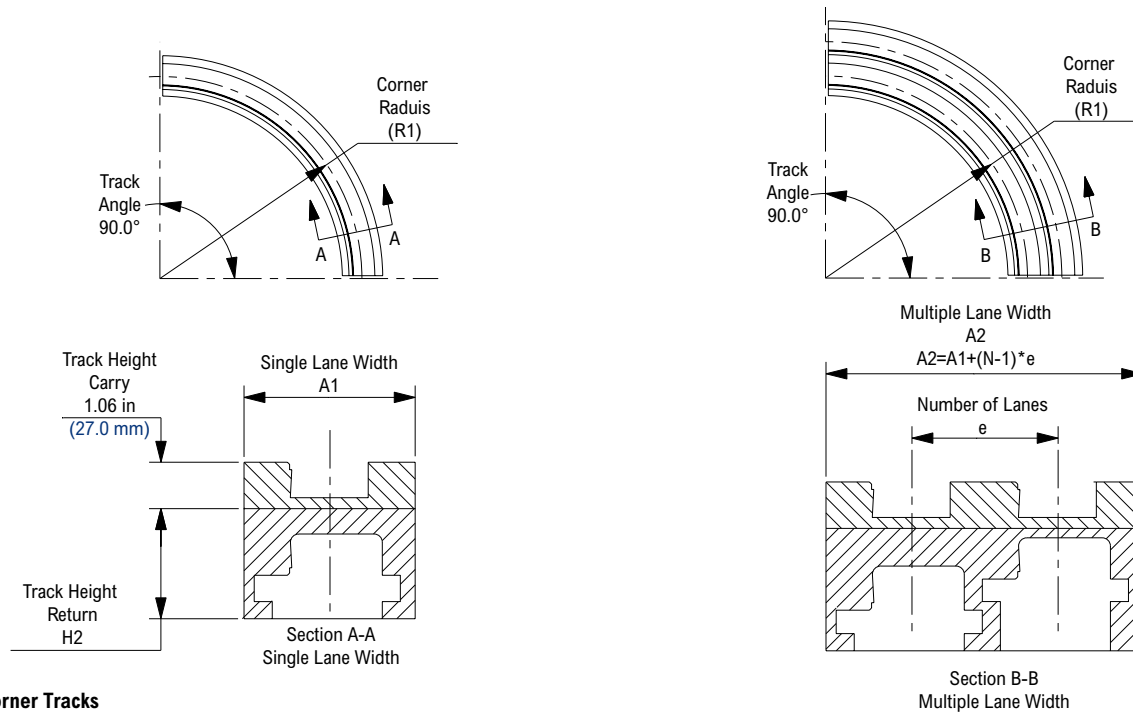
Corner Track Kit Number	Part Number	Accommodates Top Plate Width		Nominal Corner Radius		Inside Track Radius		Outside Track Radius		Thickness		Width		Material	Color	Approximate Corner Track Kit Weight	
		in	mm	in	mm	in	mm	in	mm	in	mm	in	mm			lbs	kg
<b>TAB Design</b>																	
N30R3	10178067	All	All	30.0	762	29.2	742	30.8	782	0.375	10.5	1.50	38.1	Nylatron <sup>‡</sup>	Black	2.13	0.97
U30R3	10178911	All	All	30.0	762	29.2	742	30.8	782	0.375	10.5	1.50	38.1	UHMWPE	White	2.13	0.97
ULF30R3	10400638	All	All	30.0	762	29.2	742	30.8	782	0.375	10.5	1.50	38.1	ULF	Brown/Red	1.76	0.80

Corner track kit supplied as one 45° inside and one 45° outside track, which can be used as either carry or return.

All 1050TAB corner tracks are available on a made-to-order basis.

For 1050TAB chains only. Do not use with 1050 Magnetflex or LPC1050 chains.

<sup>‡</sup>Nylatron® is a registered trademark of Quadrant Engineering Plastics Products.



**LPC1050 Corner Tracks**

Corner Track Kit Number	Carry Part Number	Return Part Number	Chain Width		Corner Radius (R1)		Single Lane Width (A1)		Multiple Lane Width (A2)		Lane Spacing (e)		Track Height Return (H2)		Number of Lanes (N)	Approximate Corner Kit Weight	
			in	mm	in	mm	in	mm	in	mm	in	mm	in	mm		lbs	kg
<b>UHMWPE (black)</b>																	
KLU713457-1	114-1674-6	114-4362-2	3 1/4	82.6	18.0	457	3.94	100.1	-	-	-	-	2.25	57.2	1	6.80	3.08
KLU713457-2	114-1674-73	114-4370-4					-	-	7.24	183.9	3.30	83.8	3.00	76.2	2	16.00	7.26
KLU713457-3	114-1674-74	114-4370-5					10.54	267.7	3	25.90					11.75		
KLU713457-4	114-1674-75	114-4370-6					13.85	351.8	4	36.20	16.42						
KLU713610-1	114-1674-7	114-4362-3	3 1/4	82.6	24.0	610	3.94	100.1	-	-	-	-	2.25	57.2	1	9.00	4.08
KLU713610-2	114-1674-51	114-4370-1					-	-	7.24	183.9	3.30	83.8	3.00	76.2	2	20.90	9.48
KLU713610-3	114-1674-52	114-4370-2					10.54	267.7	3	33.50					15.20		
KLU713610-4	114-1674-53	114-4370-3					13.85	351.8	4	46.50	21.09						
KLU714500-1	114-1674-1	114-4362-1	3.31	84.1	19.7	500	3.94	100.1	-	-	-	-	2.25	57.2	1	7.40	3.36
KLU714500-2	114-1674-2	114-4371-4					-	-	7.28	184.9	3.35	85.1	3.00	76.2	2	17.50	7.94
KLU714500-3	114-1674-3	114-4371-5					14.42	366.3	3	28.40					12.88		
KLU714500-4	114-1674-4	114-4371-6					18.97	481.8	4	39.60	17.96						
KLU718610-1	114-1674-65	114-4364-1	4 1/2	114.3	24.0	610	5.31	134.9	-	-	-	-	2.25	57.2	1	13.80	6.26
KLU718610-2	114-1674-57	114-4372-1					-	-	9.87	250.7	4.55	115.6	3.00	76.2	2	33.00	14.97
KLU718610-3	114-1674-58	114-4372-2					14.42	366.3	3	53.40					24.22		
KLU718610-4	114-1674-59	114-4372-3					18.97	481.8	4	74.70	33.88						
KLU730610-1	114-1674-48	114-4344-1	7 1/2	190.5	-	-	8.43	214.1	-	-	-	-	2.25	57.2	1	24.20	10.98
KLU730610-2	114-1674-60	114-4373-1					-	-	15.98	405.9	7.55	191.8	3.00	76.2	2	62.20	28.21
<b>Nylatron<sup>+</sup> (gray/black)</b>																	
KLN713457-1	114-1674-61	114-4362-2	3 1/4	82.6	18.0	457	3.94	100.1	-	-	-	-	2.25	57.2	1	7.40	3.36
KLN713457-2	114-1674-81	114-4370-4					-	-	7.24	183.9	3.30	83.8	3.00	76.2	2	17.10	7.76
KLN713457-3	114-1674-82	114-4370-5					10.54	267.7	3	27.70					12.56		
KLN713457-4	114-1674-83	114-4370-6					13.85	351.8	4	38.60	17.51						
KLN713610-1	114-1674-26	114-4362-3	3 1/4	82.6	24.0	610	3.94	100.1	-	-	-	-	2.25	57.2	1	9.80	4.45
KLN713610-2	114-1674-84	114-4370-1					-	-	7.24	183.9	3.30	83.8	3.00	76.2	2	22.40	10.16
KLN713610-3	114-1674-85	114-4370-2					10.54	267.7	3	35.80					16.24		
KLN713610-4	114-1674-86	114-4370-3					13.85	351.8	4	49.70	22.54						
KLN714500-1	114-1674-62	114-4362-1	3.31	84.1	19.7	500	3.94	100.1	-	-	-	-	2.25	57.2	1	8.00	3.63
KLN714500-2	114-1674-87	114-4371-4					-	-	7.28	184.9	3.35	85.1	3.00	76.2	2	18.80	8.53
KLN714500-3	114-1674-88	114-4371-5					14.42	366.3	3	30.30					13.74		
KLN714500-4	114-1674-89	114-4371-6					18.97	481.8	4	42.40	19.23						
KLN718610-1	114-1674-63	114-4364-1	4 1/2	114.3	24.0	610	5.31	134.9	-	-	-	-	2.25	57.2	1	15.00	6.80
KLN718610-2	114-1674-93	114-4372-1					-	-	9.87	250.7	4.56	115.8	3.00	76.2	2	35.40	16.06
KLN718610-3	114-1674-94	114-4372-2					14.42	366.3	3	57.30					25.99		
KLN718610-4	114-1674-95	114-4372-3					18.97	481.8	4	80.10	36.33						
KLN730610-1	114-1674-64	114-4344-1	7 1/2	190.5	-	-	8.43	214.1	-	-	-	-	2.25	57.2	1	26.40	11.97
KLN730610-2	114-1674-97	114-4373-1					-	-	15.98	405.9	7.56	192.0	3.00	76.2	2	67.00	30.39

Corner track kit supplied as one carry and one return.

All Nylatron<sup>+</sup> corner track kits consist of one Nylatron<sup>+</sup> carry and one UHMWPE return.

All LPC corner track kits are available on a made-to-order basis.

<sup>#</sup>Nylatron<sup>+</sup> is a registered trademark of Quadrant Engineering Plastics Products.

All LPC 1050 UHMWPE corner tracks are black.

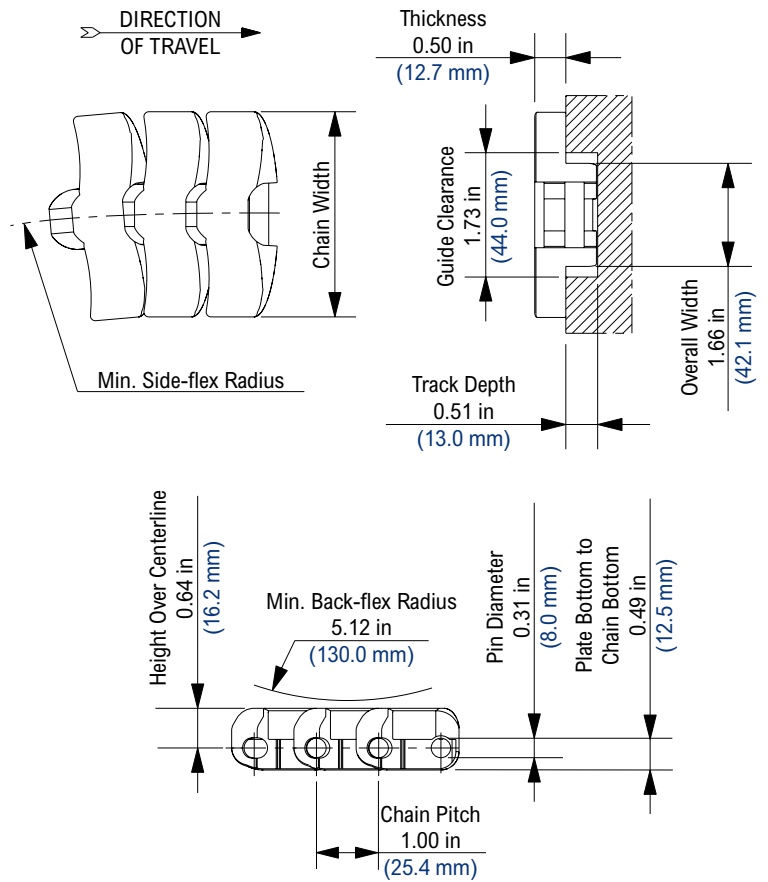
All Nylatron<sup>+</sup> corner tracks are gray/black.

For LPC 1050 chains only. Do not use with 1050 Magnetflex or 1050TAB chains.

# 1055 FTM



Photo shows 1055 FTM TableTop Chain with Magnetflex Retention molded in High Performance (HP) material.



## Chain Information

desc	Chain Width		Min. Side-flex Radius		Approximate Weight	
	in	mm	in	mm	lbs/ft	kg/m
84MM	3.31	84.0	19.69	500.1	1.27	1.89
4 1/2	4.50	114.3	19.69	500.1	1.49	2.22

## Available Materials

Prefix	Chain Material	Standard Pin Material	Temperature						Chain Strength		FDA Approval
			Fahrenheit			Celsius					
			min	max		min	max		lbs	N	
			dry	wet	min	dry	wet				
<b>Standard Materials</b>											
HP	High Performance	Stainless Steel	-40	180	150	-40	82	66	425	1,890	Yes

## Regulatory Information

The Food and Drug Administration (FDA) accepts certain materials for direct food contact. FDA approved material is compliant to FDA 21 CFR § 177. Rexnord, TableTop, HP and Magnetflex are trademarks of Rexnord Corporation. All rights reserved. U.S. Patents: 5678682, EP0700843

## Additional Notes

Non-Standard products are non-returnable. Minimum order quantity and additional setup charges may also apply. Stocked in 120 pitch, 10 ft (3.048 m) length strands. Must be used with Magnetflex corner tracks for side-flexing applications. Chain strength is listed at room temperature. NR = Not Recommended. For additional material information, see material portfolio.

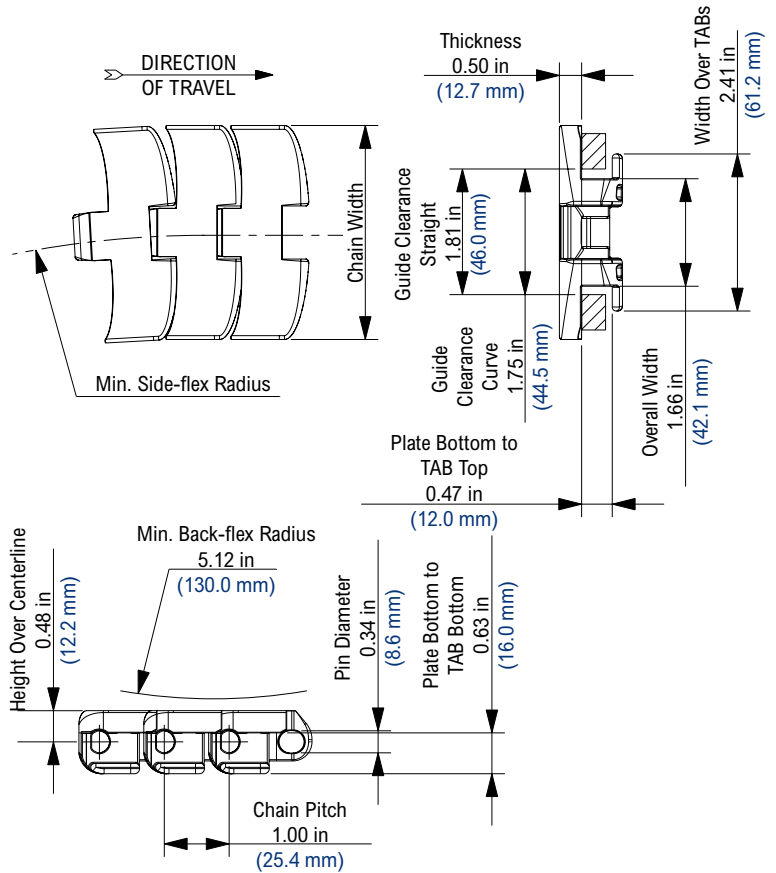
# 1055 FT TAB



Photo shows 1055 FT TAB TableTop Chain molded in High Performance (HP) material.

### Chain Information

desc	Chain Width		Min. Side-flex Radius		Approximate Weight	
	in	mm	in	mm	lbs/ft	kg/m
84MM	3.31	84.0	19.69	500.1	1.44	2.15
4 1/2	4.50	114.3	19.69	500.1	1.55	2.30



### Available Materials

Prefix	Chain Material	Standard Pin Material	Temperature						Chain Strength		FDA Approval
			Fahrenheit			Celsius					
			min	max		min	max		lbs	N	
<b>Standard Materials</b>											
HP	High Performance	Stainless Steel	-40	180	150	-40	82	66	425	1,890	Yes

### Regulatory Information

The Food and Drug Administration (FDA) accepts certain materials for direct food contact. FDA approved material is compliant to FDA 21 CFR § 177. Rexnord, TableTop, and HP are trademarks of Rexnord Corporation. All rights reserved. U.S. Patents: 5678682, EP0700843

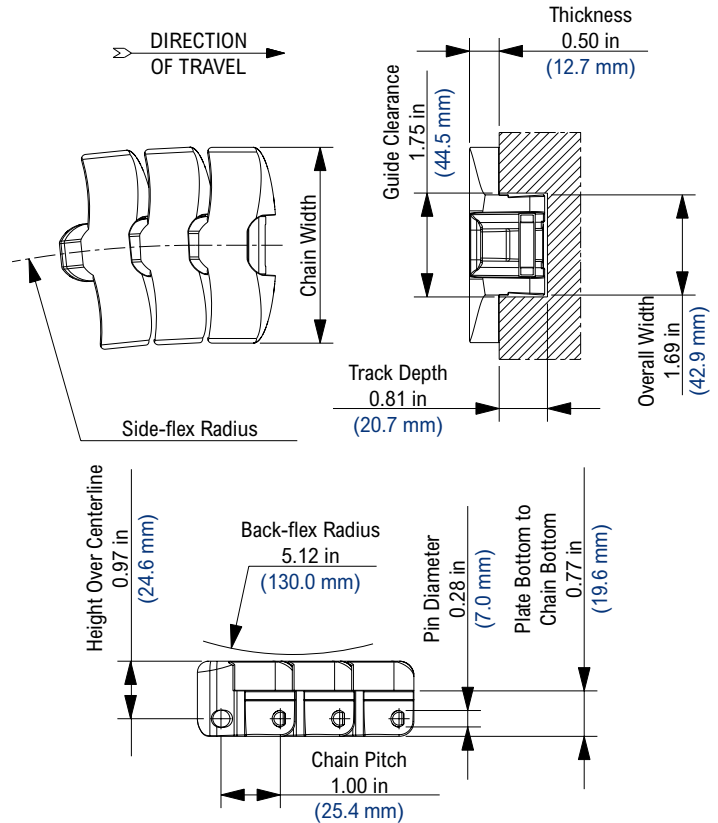
### Additional Notes

Non-Standard products are non-returnable. Minimum order quantity and additional setup charges may also apply. Stocked in 120 pitch, 10 ft (3.048 m) length strands. Must be used with TAB corner tracks for side-flexing applications. Chain strength is listed at room temperature. NR = Not Recommended. For additional material information, see material portfolio.

# 1055 FT LPC



Photo shows 1055 FT LPC TableTop Chain with Low Pin Centerline molded in High Performance (HP) material.



## Chain Information

Chain Width	Chain Width		Min. Side-flex Radius		Approximate Weight	
	desc	in	mm	in	mm	lbs/ft
3 1/4	3.25	82.6	18.00	457.2	1.45	2.16
84MM	3.31	84.0	19.69	500.1	1.45	2.16
4 1/2	4.50	114.3	24.00	609.6	1.68	2.50
7 1/2	7.50	190.5	24.00	609.6	2.31	3.44

## Available Materials

Prefix	Chain Material	Standard Pin Material	Temperature						Chain Strength		FDA Approval
			Fahrenheit			Celsius			lbs	N	
			min	max		min	max				
<b>Standard Materials</b>											
DKA	Abrasion Resistant Composite	Stainless Steel	0	180	150	-18	82	66	425	1,890	Yes
Dry-PT	Dry PET Low Friction	Stainless Steel	-40	180	150	-40	82	66	425	1,890	Yes
HP	High Performance	Stainless Steel	-40	180	150	-40	82	66	425	1,890	Yes
<b>Non-Standard Materials</b>											
P	Chemical Resistant	Stainless Steel	0	180	140	-18	82	60	340	1,512	Yes
PS	Platinum Series	Stainless Steel	-40	180	150	-40	82	66	425	1,890	Yes
PSX	Platinum Series X	Stainless Steel	-40	180	150	-40	82	66	425	1,890	Yes
WX	Green Abrasion Resistant Polyamide	Stainless Steel	-40	220	NR	-40	104	NR	425	1,890	No

## Regulatory Information

The Food and Drug Administration (FDA) accepts certain materials for direct food contact. FDA approved material is compliant to FDA 21 CFR § 177.

Rexnord, TableTop, Dry-PT, Platinum Series, Platinum Series X, PS, PSX, HP and LPC are trademarks of Rexnord Corporation.

All rights reserved.

U.S. Patents: 5678682, EP0700843, 5176247

## Additional Notes

Non-Standard products are non-returnable. Minimum order quantity and additional setup charges may also apply.

Stocked in 120 pitch, 10 ft (3.048 m) length strands.

Must be used with LPC corner tracks for side-flexing applications. Rexnord curves are recommended for use with these chains because they have the proper profile to maintain chain hold-down.

Low Pin Centerline (LPC) chain is retained in the corners without the use of bevels, TAB's or magnets, and can be lifted vertically out of the corners for cleaning and/or maintenance.

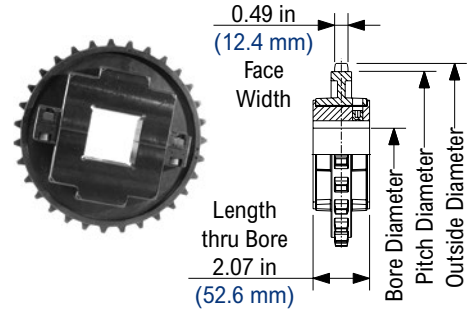
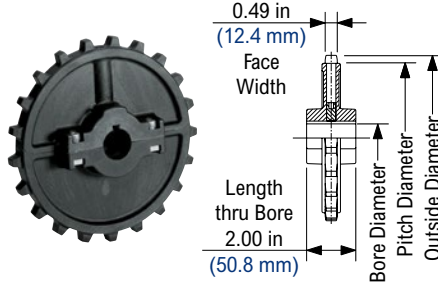
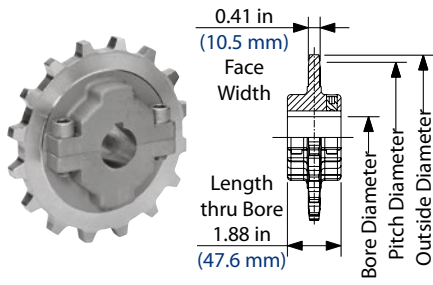
Chain strength is listed at room temperature. NR = Not Recommended.

For additional material information, see material portfolio.

SSS7700 Stainless Steel Split Sprocket

NS7700 Thermoplastic Split Sprocket

NS7700 Thermoplastic Split Sprocket with Adapter



SSS7700 Stainless Steel Split Sprocket Information

Number of Teeth		Pitch Diameter		Outside Diameter		Bore Diameter (Shaft-Ready)								Bore Diameter (Round)				Approximate Weight	
						Round				Square				in		mm			
						in	mm	min	max	min	max	min	max	min	max	min	max		
actual	effect	in	mm	in	mm	min	max	min	max	min	max	min	max	min	max	min	max	lbs	kg
16	16	5.126	130.20	5.14	130.6	1	1 1/2	25	40	1	1	25	25	1	2	25	50	3.50	1.59
18	18	5.759	146.28	5.78	146.8	1	1 1/2	25	40	1	1	25	25	1	2	25	50	5.00	2.27
21*	21	6.710	170.43	6.72	170.7	1	2 1/2	25	60	1	3 1/2*	25	90*	1	3 1/2	25	60	6.00	2.72

Shaft-ready round bore sprockets are shipped with keyway and no setscrew.

\* The 3-1/2 in and 90 mm bores for the 27 tooth square bore sprocket and all round bore sprockets above 1-1/2 in (40 mm) are supplied as machined bores. All other bores are supplied with split bore adapters.

NS7700 Thermoplastic Split Sprocket Information

Number of Teeth		Pitch Diameter		Outside Diameter		Bore Diameter (Shaft-Ready)								Bore Diameter (Round)				Approximate Weight	
						Round				Square				in		mm			
						in	mm	min	max	min	max	min	max	min	max	min	max		
actual	effect	in	mm	in	mm	min	max	min	max	min	max	min	max	min	max	min	max	lbs	kg
16	16	5.126	130.20	5.14	130.6	1	1 5/8	25	40	-	-	-	-	1	1 5/8	25	40	0.73	0.33
18	18	5.759	146.28	5.78	146.8	1	1 5/8	25	40	-	-	-	-	1	1 5/8	25	40	0.84	0.38
21	21	6.710	170.43	6.72	170.7	1	1 5/8	25	40	3 1/2	3 1/2	90	90	1	1 5/8	25	40	0.97	0.44
31	31	9.885	251.08	9.93	252.2	2	4 1/2	50	120	2	4 1/2	50	120	2	4 1/2	50	120	3.72	1.69

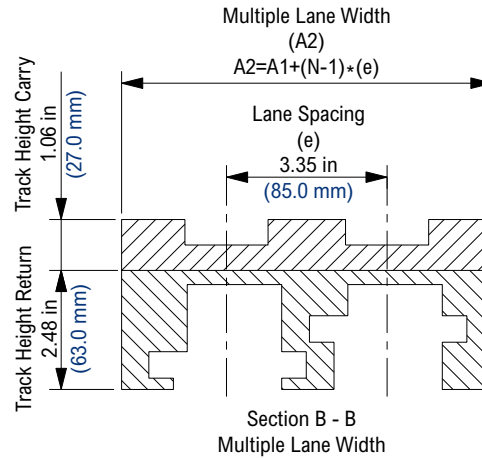
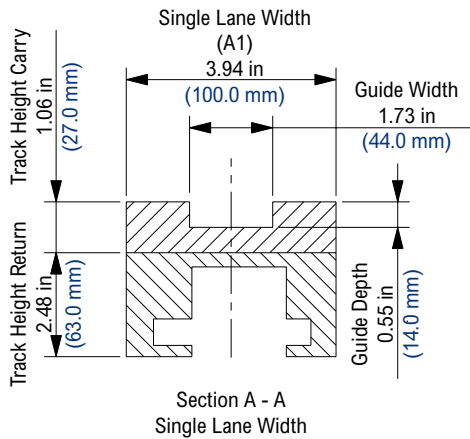
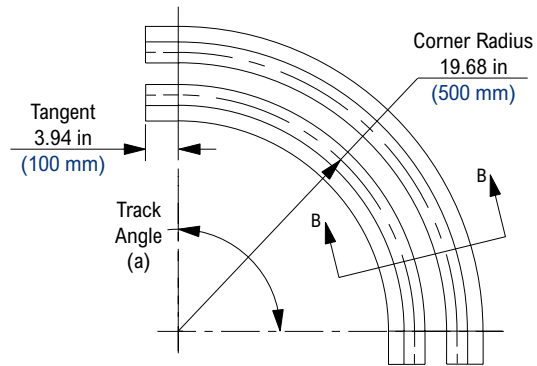
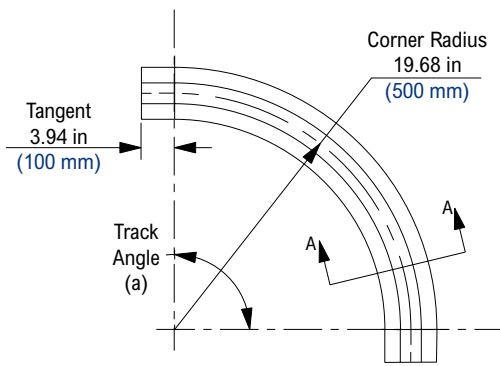
Imperial shaft-ready round bore sprockets are shipped with keyway and setscrew. Metric shaft-ready round bore sprockets are shipped with keyway and no setscrew. Idler bores are designed to spin freely on the shaft.

NS7700 Thermoplastic Split Sprocket with Adapter Information

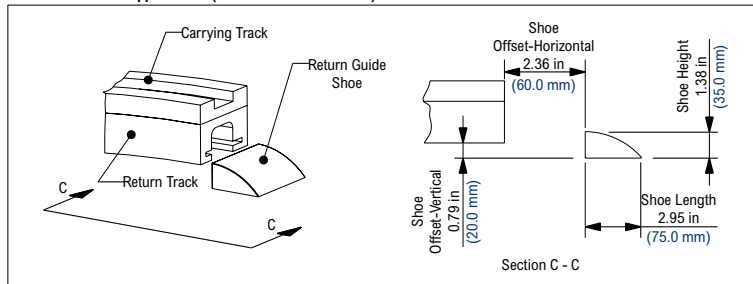
Number of Teeth		Pitch Diameter		Outside Diameter		Bore Diameter (Shaft-Ready)								Bore Diameter (Idler)				Approximate Weight	
						Round				Square				in		mm			
						in	mm	min	max	min	max	min	max	min	max	min	max		
actual	effect	in	mm	in	mm	min	max	min	max	min	max	min	max	min	max	min	max	lbs	kg
21	21	6.710	170.43	6.72	170.7	1	2 1/2	25	65	1	3	25	75	1	3	25	75	0.97	0.44
31	31	9.885	251.08	9.93	252.2	1	1 15/16	25	45	1	1 3/4	25	45	1	1 15/16	25	45	3.72	1.69

Imperial shaft-ready round bore sprockets are shipped with keyway and setscrew. Metric shaft-ready round bore sprockets are shipped with keyway and no setscrew. Idler bores are designed to spin freely on the shaft. Standard adapter is UHMWPE.





Return Guide Shoe Application - (Used with Roller Returns)



Also available with non marking tubular corner return. Contact Application Engineering for additional information (262.376.4800)

1055 K84mm Magnetflex Corner Tracks

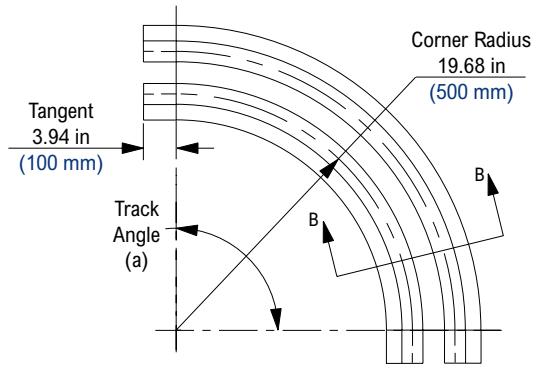
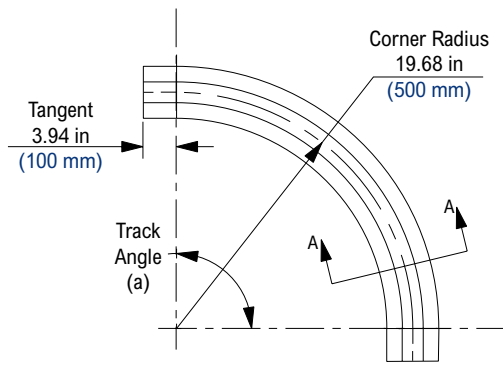
Corner Track Number	Multiple Lane Width (A2)		Track Angle (a)	Number of Lanes (N)	Corner Track Number	Multiple Lane Width (A2)		Track Angle (a)	Number of Lanes (N)	Corner Track Number	Multiple Lane Width (A2)		Track Angle (a)	Number of Lanes (N)	Approximate Weight	
	in	mm				in	mm				in	mm			lbs	kg
614.02.16	-	-	15°	1	614.02.46	-	-	45°	1	604.14.76	-	-	75°	1	17.10	7.76
614.02.17	7.28	185.0		2	614.02.47	7.28	185.0		2	604.14.77	7.28	185.0		2	34.30	15.56
614.02.18	10.63	270.0		3	614.02.48	10.63	270.0		3	604.14.78	10.63	270.0		3	50.20	22.77
614.02.19	13.98	355.0		4	614.02.49	13.98	355.0		4	604.14.79	13.98	355.0		4	66.00	29.94
614.02.20	17.32	440.0		5	614.02.50	17.32	440.0		5	604.14.80	17.32	440.0		5	81.80	37.10
614.02.21	20.67	525.0		6	614.02.51	20.67	525.0		6	604.14.81	20.67	525.0		6	97.60	44.27
614.02.31	-	-	30°	1	614.02.61	-	-	60°	1	604.14.01	-	-	90°	1	20.10	9.12
614.02.32	7.28	185.0		2	614.02.62	7.28	185.0		2	604.14.02	7.28	185.0		2	40.70	18.46
614.02.33	10.63	270.0		3	614.02.63	10.63	270.0		3	604.14.03	10.63	270.0		3	59.50	26.99
614.02.34	13.98	355.0		4	614.02.64	13.98	355.0		4	604.14.04	13.98	355.0		4	78.20	35.47
614.02.35	17.32	440.0		5	614.02.65	17.32	440.0		5	604.14.05	17.32	440.0		5	96.90	43.95
614.02.36	20.67	525.0		6	614.02.66	20.67	525.0		6	604.14.06	20.67	525.0		6	115.60	52.44

Corner track kit supplied as one carry, one return, and one guide shoe.

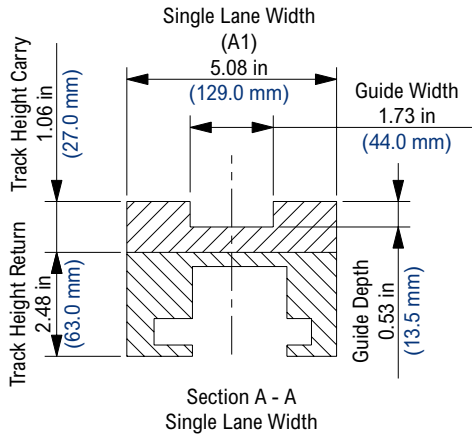
For FTM 1055 K330 chains only. Do not use with 1055TAB or LPC1055 chains.

All Magnetflex corner tracks are Combi-A (high grade polyethylene) and are available on a made-to-order basis.

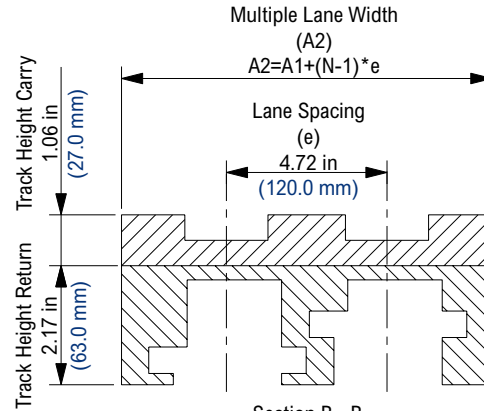
U.S. Patents: 5199551



Multiple Lane Width (A2)  
 $A2 = A1 + (N-1) * (e)$

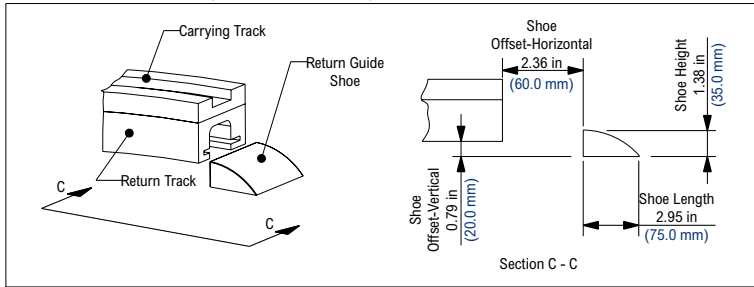


Section A - A  
Single Lane Width



Section B - B  
Multiple Lane Width

Return Guide Shoe Application - (Used with Roller Returns)



Also available with non marking tubular corner return. Contact Application Engineering for additional information (262.376.4800)

1055 K84mm Magnetflex Corner Tracks

Corner Track Number	Multiple Lane Width (A2)		Track Angle (a)	Number of Lanes (N)	Corner Track Number	Multiple Lane Width (A2)		Track Angle (a)	Number of Lanes (N)	Corner Track Number	Multiple Lane Width (A2)		Track Angle (a)	Number of Lanes (N)	Approximate Weight	
	in	mm				in	mm				in	mm			lbs	kg
614.08.16	-	-	15°	1	614.08.46	-	-	45°	1	614.08.76	-	-	75°	1	21.60	9.80
614.08.17	9.80	249.0		2	614.08.47	9.80	249.0		2	614.08.77	9.80	249.0		2	45.60	20.68
614.08.18	14.53	369.0		3	614.08.48	14.53	369.0		3	614.08.78	14.53	369.0		3	57.60	26.13
614.08.19	19.25	489.0		4	614.08.49	19.25	489.0		4	614.08.79	19.25	489.0		4	90.90	41.23
614.08.31	-	-	30°	1	614.08.61	-	-	60°	1	614.08.01	-	-	90°	1	25.90	11.75
614.08.32	9.80	249.0		2	614.08.62	9.80	249.0		2	614.08.02	9.80	249.0		2	54.80	24.86
614.08.33	14.53	369.0		3	614.08.63	14.53	369.0		3	614.08.03	14.53	369.0		3	81.20	36.83
614.08.34	19.25	489.0		4	614.08.64	19.25	489.0		4	614.08.04	19.25	489.0		4	107.70	48.85

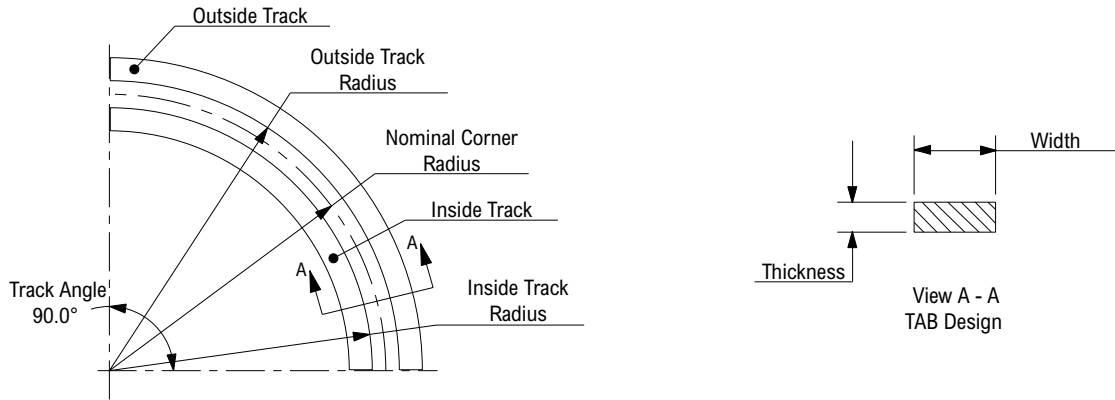
Corner track kit supplied as one carry, one return, and one guide shoe.

All Magnetflex corner tracks are Combi-A (high grade polyethylene) and are available on a made-to-order basis.

For FTM 1055 K450 chains only. Do not use with 1055TAB or LPC1055 chains.

More than 4 tracks available on request.

U.S. Patents: 5199551

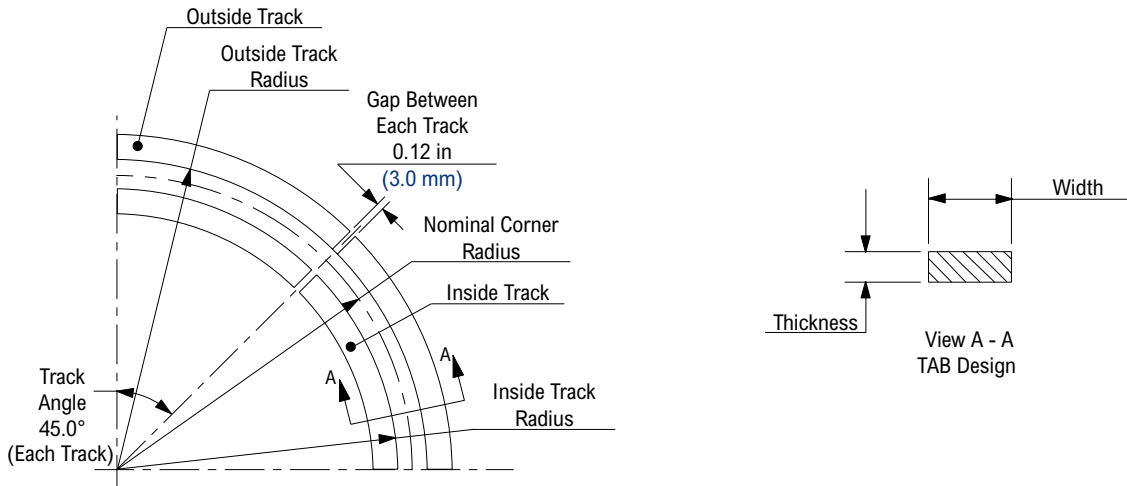


**Corner Track (Two Piece)**

Corner Track Kit Number	Part Number	Accommodates Top Plate Width		Nominal Corner Radius		Inside Track Radius		Outside Track Radius		Thickness		Width		Material	Color	Approximate Corner Track Kit Weight	
		in	mm	in	mm	in	mm	in	mm	in	mm	in	mm			lbs	kg
<b>TAB Design</b>																	
N18R3	10178062	3 1/4	82.55	18.0	457	17.1	434	18.9	480	0.375	10.5	1.50	38.1	Nylatron <sup>‡</sup>	Black	1.28	0.58
N24R3	10178904	All	All	24.0	610	23.1	587	24.9	632	0.375	10.5	1.50	38.1	Nylatron <sup>‡</sup>	Black	1.71	0.78
ULF18R3	10400636	All	All	24.0	610	23.1	587	24.9	632	0.375	10.5	1.50	38.1	ULF	Brown/Red	1.06	0.48
U18R3	10178064	3 1/4	82.55	18.0	457	17.1	434	18.9	480	0.375	10.5	1.50	38.1	UHMWPE	White	1.28	0.58
U24R3	10178909	All	All	24.0	610	23.1	587	24.9	632	0.375	10.5	1.50	38.1	UHMWPE	White	1.71	0.78
ULF24R3	10400637	All	All	24.0	610	23.1	587	24.9	632	0.375	10.5	1.50	38.1	ULF	Brown/Red	1.41	0.64

Corner track kit supplied as one 90° inside and one 90° outside track, which can be used as either carry or return.

<sup>‡</sup>Nylatron® is a registered trademark of Quadrant Engineering Plastics Products.

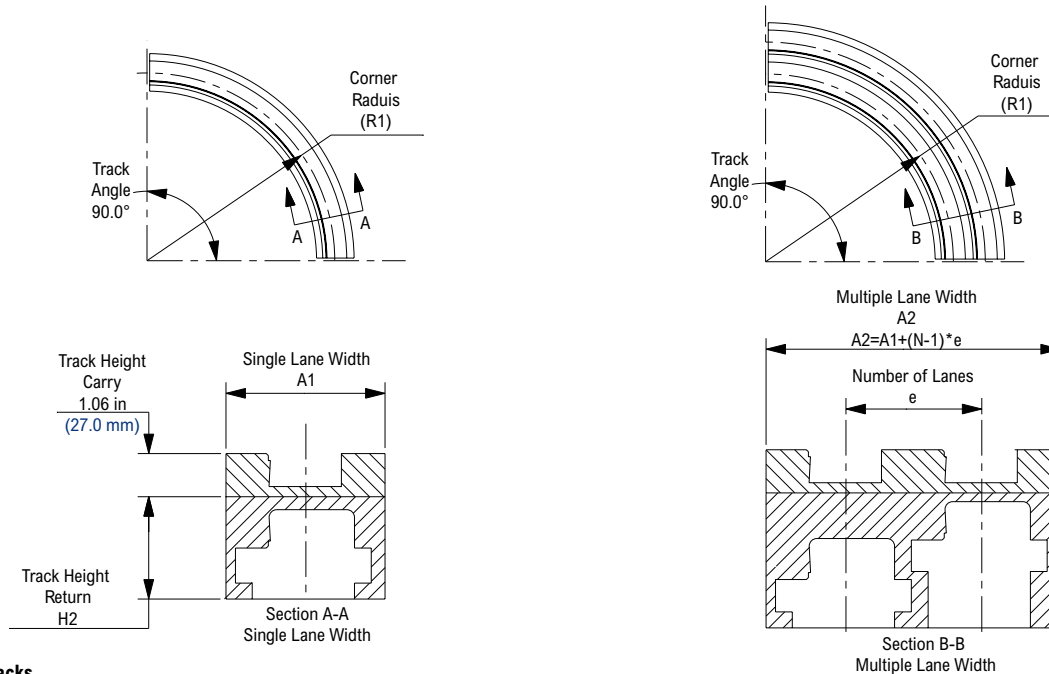


**Corner Track (Four Piece)**

Corner Track Kit Number	Part Number	Accommodates Top Plate Width		Nominal Corner Radius		Inside Track Radius		Outside Track Radius		Thickness		Width		Material	Color	Approximate Corner Track Kit Weight	
		in	mm	in	mm	in	mm	in	mm	in	mm	in	mm			lbs	kg
<b>TAB Design</b>																	
N30R3	10178067	All	All	30.0	762	29.2	742	30.8	782	0.375	10.5	1.50	38.1	Nylatron <sup>‡</sup>	Black	2.13	0.97
U30R3	10178911	All	All	30.0	762	29.2	742	30.8	782	0.375	10.5	1.50	38.1	UHMWPE	White	2.13	0.97
ULF30R3	10400638	All	All	30.0	762	29.2	742	30.8	782	0.375	10.5	1.50	38.1	ULF	Brown/Red	1.76	0.80

Corner track kit supplied as two 45° inside and two 45° outside track, which can be used as either carry or return.

<sup>‡</sup>Nylatron® is a registered trademark of Quadrant Engineering Plastics Products.



**LPC1055 Corner Tracks**

Corner Track Kit Number	Carry Part Number	Return Part Number	Chain Width		Corner Radius (R1)		Single Lane Width (A1)		Multiple Lane Width (A2)		Lane Spacing (e)		Track Height Return (H2)		Number of Lanes (N)	Approximate Corner Track Kit Weight	
			in	mm	in	mm	in	mm	in	mm	in	mm	in	mm		lbs	kg
<b>UHMWPE (black)</b>																	
KLU813457-1	114-1674-6	114-4361-2	3 1/4	82.6	18.0	457	3.94	100.1	-	-	-	-	2.25	57.2	1	6.20	2.81
KLU813457-2	114-1674-73	114-4366-4					7.24	183.9	3.30	83.8	3.00	76.2	2	15.30	6.94		
KLU813457-3	114-1674-74	114-4366-5					10.54	267.7					3	25.20	11.43		
KLU813457-4	114-1674-75	114-4366-6					13.85	351.8					4	35.50	16.10		
KLU813610-1	114-1674-7	114-4361-3	24.0	610	19.7	500	3.94	100.1	-	-	-	-	2.25	57.2	1	8.30	3.76
KLU813610-2	114-1674-51	114-4366-1					7.24	183.9	3.30	83.8	3.00	76.2	2	20.10	9.12		
KLU813610-3	114-1674-52	114-4366-2					10.54	267.7					3	32.70	14.83		
KLU813610-4	114-1674-53	114-4366-3					13.85	351.8					4	45.60	20.68		
KLU814500-1	114-1674-1	114-4361-1	3.31	84.1	19.7	500	3.94	100.1	-	-	-	-	2.25	57.2	1	6.80	3.08
KLU814500-2	114-1674-2	114-4367-4					7.28	184.9	3.35	85.1	3.00	76.2	2	16.80	7.62		
KLU814500-3	114-1674-3	114-4367-5					14.42	366.3					3	27.60	12.52		
KLU814500-4	114-1674-4	114-4367-6					18.97	481.8					4	38.80	17.60		
KLU818610-1	114-1674-65	114-4363-1	4 1/2	114.3	24.0	610	5.31	134.9	-	-	-	-	2.25	57.2	1	12.80	5.81
KLU818610-2	114-1674-57	114-4368-1					9.87	250.7	4.55	115.6	3.00	76.2	2	31.90	14.47		
KLU818610-3	114-1674-58	114-4368-2					14.42	366.3					3	52.20	23.68		
KLU818610-4	114-1674-59	114-4368-3					18.97	481.8					4	73.30	33.25		
KLU830610-1	114-1674-48	114-4343-1	7 1/2	190.5	-	-	8.43	214.1	-	-	-	-	2.25	57.2	1	22.60	10.25
KLU830610-2	114-1674-60	114-4369-1					-	-	15.98	405.9	7.55	191.8	3.00	76.2	2	60.20	27.31
<b>Nylatron<sup>+</sup> (gray/black)</b>																	
KLN813457-1	114-1674-61	114-4361-2	3 1/4	82.6	18.0	457	3.94	100.1	-	-	-	-	2.25	57.2	1	6.80	3.08
KLN813457-2	114-1674-81	114-4366-4					7.24	183.9	3.30	83.8	3.00	76.2	2	16.50	7.48		
KLN813457-3	114-1674-82	114-4366-5					10.54	267.7					3	27.00	12.25		
KLN813457-4	114-1674-83	114-4366-6					13.85	351.8					4	38.00	17.24		
KLN813610-1	114-1674-26	114-4361-3	24.0	610	19.7	500	3.94	100.1	-	-	-	-	2.25	57.2	1	9.10	4.13
KLN813610-2	114-1674-84	114-4366-1					7.24	183.9	3.30	83.8	3.00	76.2	2	21.60	9.80		
KLN813610-3	114-1674-85	114-4366-2					10.54	267.7					3	35.00	15.88		
KLN813610-4	114-1674-86	114-4366-3					13.85	351.8					4	48.80	22.14		
KLN814500-1	114-1674-62	114-4361-1	3.31	84.1	19.7	500	3.94	100.1	-	-	-	-	2.25	57.2	1	7.50	3.40
KLN814500-2	114-1674-87	114-4367-4					7.28	184.9	3.35	85.1	3.00	76.2	2	18.10	8.21		
KLN814500-3	114-1674-88	114-4367-5					14.42	366.3					3	29.60	13.43		
KLN814500-4	114-1674-89	114-4367-6					18.97	481.8					4	41.50	18.82		
KLN818610-1	114-1674-63	114-4363-1	4 1/2	114.3	24.0	610	5.31	134.9	-	-	-	-	2.25	57.2	1	14.00	6.35
KLN818610-2	114-1674-93	114-4368-1					9.87	250.7	4.55	115.6	3.00	76.2	2	34.30	15.56		
KLN818610-3	114-1674-94	114-4368-2					14.42	366.3					3	56.00	25.40		
KLN818610-4	114-1674-95	114-4368-3					18.97	481.8					4	78.70	35.70		
KLN830610-1	114-1674-64	114-4343-1	7 1/2	190.5	-	-	8.43	214.1	-	-	-	-	2.25	57.2	1	24.80	11.25
KLN830610-2	114-1674-97	114-4369-1					-	-	15.98	405.9	7.55	191.8	3.00	76.2	2	65.00	29.48

Corner track kit supplied as one carry and one return. All Nylatron<sup>+</sup> corner track kits consist of one Nylatron<sup>+</sup> carry and one UHMWPE return.

All LPC corner track kits are available on a made-to-order basis.

All LPC 1055 UHMWPE corner tracks are black. All

Nylatron<sup>+</sup> corner tracks are gray/black.

For LPC 1055 chains only. Do not use with 1055 Magnetflex or 1055 TAB chains.

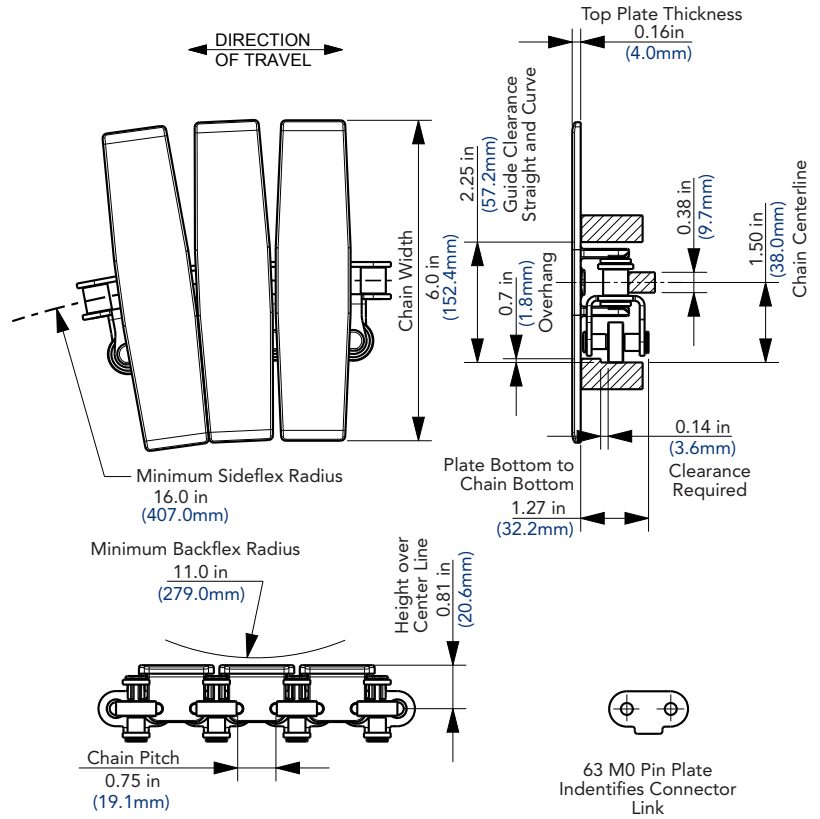
<sup>#</sup>Nylatron<sup>®</sup> is a registered trademark of Quadrant Engineering Plastics Products.

## 1673 SpiralTop (Single-bearing)



### Chain Information

desc	Chain Width		Min. Side-flex Radius		Approximate Weight	
	in	mm	in	mm	lbs/ft	kg/m
6	6.00	152.4	16.00	457.2	1.72	2.56



### Available Materials

Prefix	Top Plate Material	Base Chain Material	Temperature						Chain Strength		FDA Approval
			Fahrenheit			Celsius					
			min	max		min	max				
				dry	wet		dry	wet			
<b>Standard Materials</b>											
HP	High Performance	HiPro Carbon Steel	-40	180	150	-40	82	66	780	3,470	No

### Regulatory Information

Rexnord, TableTop, SpiralTop and HP are trademarks of Rexnord. All rights reserved.

### Additional Notes

Stocked in 160 pitch, 10 ft (3.048 m) length strands.  
 Chain runs on ANSI No. 60 sprockets.  
 Chain breakers available.  
 Chain strength is listed at room temperature. NR = Not Recommended.  
 For additional material information, see material portfolio.

## 1673 SpiralTop (Double-bearing)


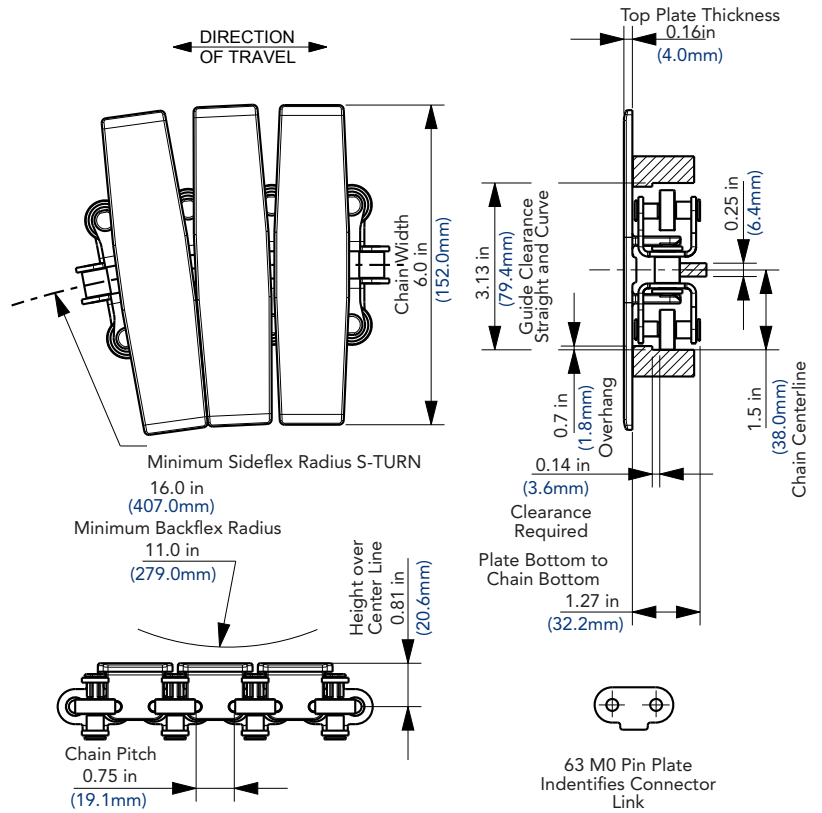


Photo shows 1673 SpiralTop (Double-bearing) TableTop Chain with top plates molded in High Performance (HP) material on HiPro Carbon Steel base chain.

### Chain Information

desc	Chain Width		Min. Side-flex Radius		Approximate Weight	
	in	mm	in	mm	lbs/ft	kg/m
6	6.00	152.4	16.00	457.2	1.72	2.56



### Available Materials

Prefix	Top Plate Material	Base Chain Material	Temperature						Chain Strength		FDA Approval
			Fahrenheit			Celsius					
			min	max		min	max		lbs	N	
<b>Standard Materials</b>											
HP	High Performance	HiPro Carbon Steel	-40	180	150	-40	82	66	780	3,470	No

### Regulatory Information

The Food and Drug Administration (FDA) accepts certain materials for direct food contact. FDA approved material is compliant to FDA 21 CFR § 177.

Rexnord, TableTop SpiralTop and HP are trademarks of Rexnord.

All rights reserved.

### Additional Notes

Stocked in 160 pitch, 10 ft (3.048 m) length strands.

Chain runs on ANSI No. 60 sprockets.

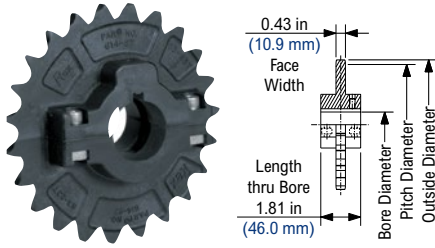
Chain breakers available.

Chain strength is listed at room temperature. NR = Not Recommended.

For additional material information, see material portfolio.



## NS63 Thermoplastic Split Sprocket



### NS63 Thermoplastic Split Sprocket Information

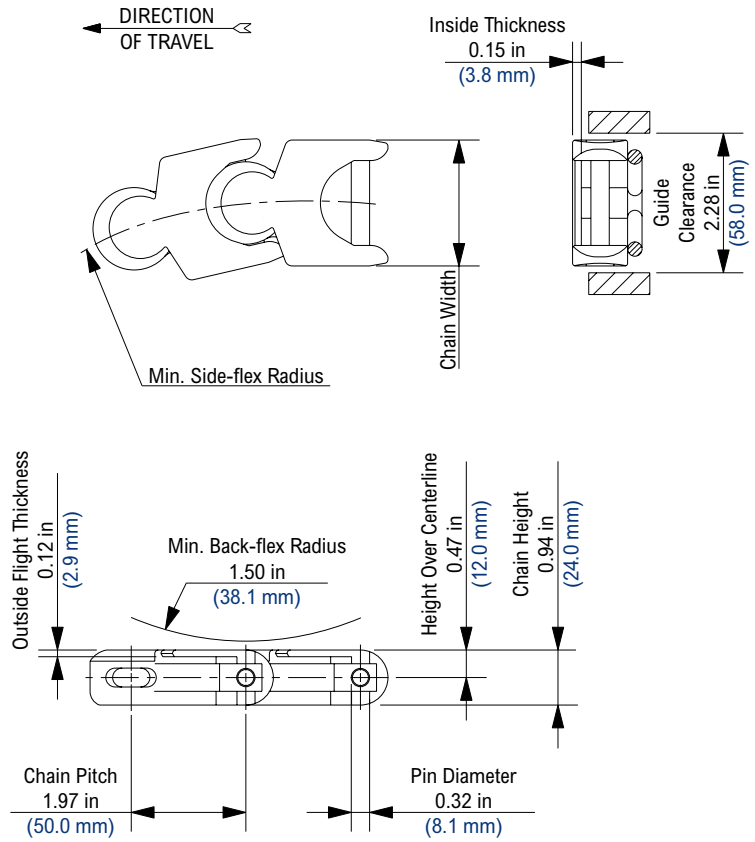
Number of Teeth		Pitch Diameter		Outside Diameter		Bore Diameter (Shaft-Ready)								Bore Diameter (Round)				Approximate Weight	
						Round				Square				in		mm			
						min	max	min	max	min	max	min	max	min	max	min	max		
actual	effect	in	mm	in	mm	in	mm	in	mm	in	mm	in	mm	in	mm	in	mm	lbs	kg
23	11 1/2	5.508	139.90	5.91	150.1	1	1 5/8	30	40	-	-	-	-	1	1 5/8	30	40	0.75	0.34

Shaft-ready round bore sprockets are shipped with keyway and setscrews. Metric shaft-ready round bore sprockets are shipped with metric hardware but without setscrews. Idler bores are designed to spin freely on the shaft without keyway or setscrews.

# 1700



Photo shows 1700 TableTop Chain molded in Low Friction (LF) material.



### Chain Information

Chain Width desc	Chain Width		Min. Side-flex Radius		Approximate Weight	
	in	mm	in	mm	lbs/ft	kg/m
N/A	2.17	55.0	5.75	146.1	0.85	1.27

### Available Materials

Prefix	Chain Material	Standard Pin Material	Temperature						Chain Strength		FDA Approval
			Fahrenheit			Celsius					
			min	max		min	max		lbs	N	
			dry	wet		dry	wet				
<b>Standard Materials</b>											
LF	Low Friction	Stainless Steel	-40	180	150	-40	82	66	600	2,669	Yes
<b>Non-Standard Materials</b>											
BWR	Black Wear Resistant	Stainless Steel	-40	180	NR	-40	82	NR	720	3,203	No
P	Chemical Resistant	Stainless Steel	0	180	140	-18	82	60	480	2,135	Yes
WX	Green Abrasion Resistant Polyamide	Stainless Steel	-40	220	NR	-40	104	NR	600	2,669	No

### Regulatory Information

The Food and Drug Administration (FDA) accepts certain materials for direct food contact. FDA approved material is compliant to FDA 21 CFR § 177.

Rexnord and TableTop are trademarks of Rexnord Corporation.

All rights reserved.

### Additional Notes

Non-Standard products are non-returnable. Minimum order quantity and additional setup charges may also apply.

Stocked in 61 pitch, 10 ft (3.048 m) length strands.

Zinc plated carbon steel pins are available on a made-to-order basis.

Pin material can be identified by pivot color; black pivots indicate stainless steel pins and tan pivots indicate zinc plated carbon steel pins.

Armor-clad cap material is stainless steel.

Chain strength is listed at room temperature. NR = Not Recommended.

For additional material information, see material portfolio.

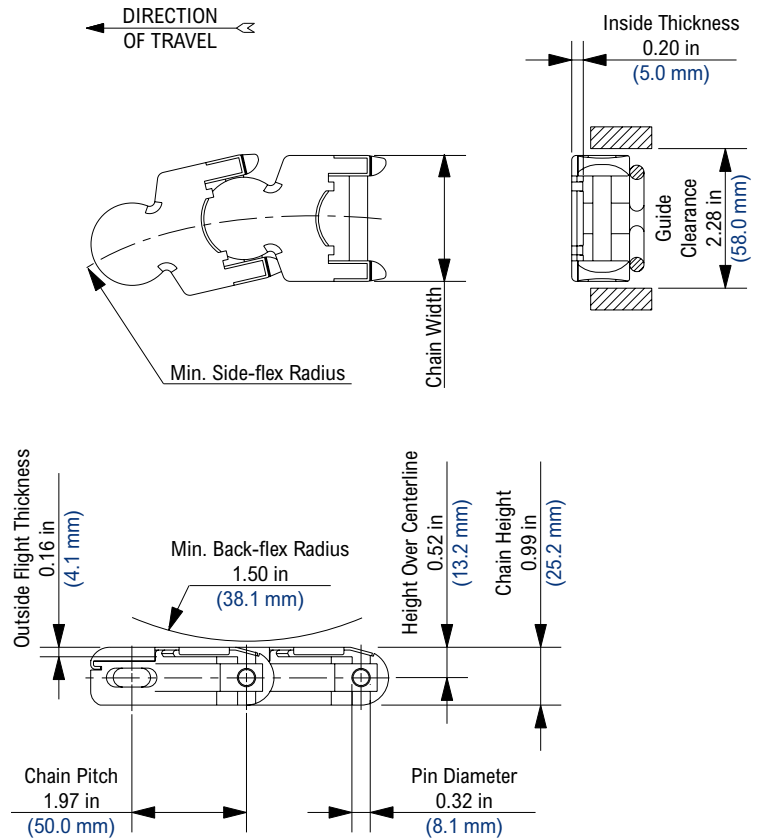
# 1700 AC



Photo shows 1700 TableTop Chain with Armor-Clad (AC) surface molded in Low Friction (LF) material.

### Chain Information

desc	Chain Width		Min. Side-flex Radius		Approximate Weight	
	in	mm	in	mm	lbs/ft	kg/m
N/A	2.17	55.0	5.75	146.1	1.10	1.64



### Available Materials

Prefix	Chain Material	Standard Pin Material	Temperature						Chain Strength		FDA Approval
			Fahrenheit			Celsius			lbs	N	
			min	max		min	max				
			dry	wet		dry	wet				
<b>Standard Materials</b>											
LF	Low Friction	Stainless Steel	-40	180	150	-40	82	66	600	2,669	Yes

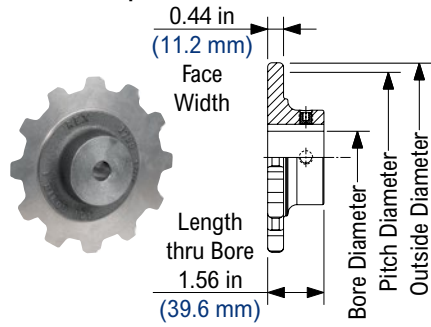
### Regulatory Information

The Food and Drug Administration (FDA) accepts certain materials for direct food contact. FDA approved material is compliant to FDA 21 CFR § 177. Rexnord and TableTop are trademarks of Rexnord Corporation. All rights reserved.

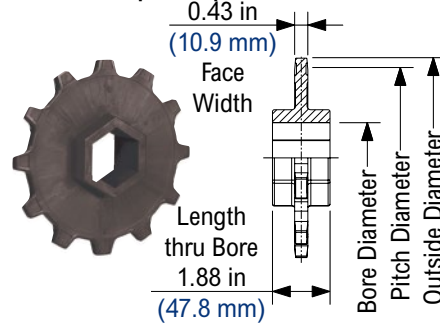
### Additional Notes

Stocked in 61 pitch, 10 ft (3.048 m) length strands. Zinc plated carbon steel pins are available on a made-to-order basis. Pin material can be identified by pivot color; black pivots indicate stainless steel pins and tan pivots indicate zinc plated carbon steel pins. Armor-clad cap material is stainless steel. Chain strength is listed at room temperature. NR = Not Recommended. For additional material information, see material portfolio.

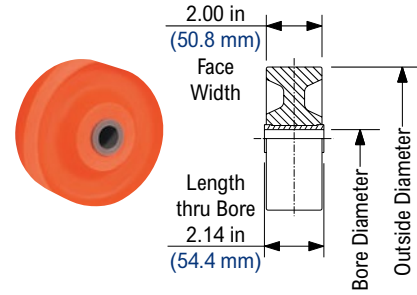
**1700 Cast Iron Sprocket**



**N1700 Thermoplastic Sprocket**



**1700 Idler Wheel**



**1700 Cast Iron Sprocket Information**

Number of Teeth		Pitch Diameter		Outside Diameter		Bore Diameter (Shaft-Ready)								Bore Diameter (Round)				Approximate Weight	
						Round				Square				in		mm			
						in	mm	min	max	min	max	min	max	min	max	min	max		
8	8	5.143	130.63	5.25	133.4	3/4	1 9/16	20	40	-	-	-	-	3/4	1 3/4	20	45	3.77	1.71
10	10	6.369	161.77	6.50	165.1	3/4	1 3/4	20	45	-	-	-	-	3/4	1 3/4	20	45	5.55	2.52
12	12	7.604	193.14	7.72	196.1	3/4	1 3/4	20	45	-	-	-	-	3/4	1 3/4	20	45	7.29	3.31

Shaft-ready round bore sprockets are shipped with keyway and setscrew.

**N1700 Thermoplastic Sprocket Information**

Number of Teeth		Pitch Diameter		Outside Diameter		Bore Diameter (Shaft-Ready)				Bore Diameter (Idler)		Approximate Weight	
						Round		Hex					
						in	mm	in	mm				
10	10	6.369	161.77	6.50	165.1	-	-	2	-	-	-	0.67	0.30
12	12	7.604	193.14	7.76	197.1	-	-	2	-	-	-	0.90	0.41

**1700 Idler Wheel Imperial Information**

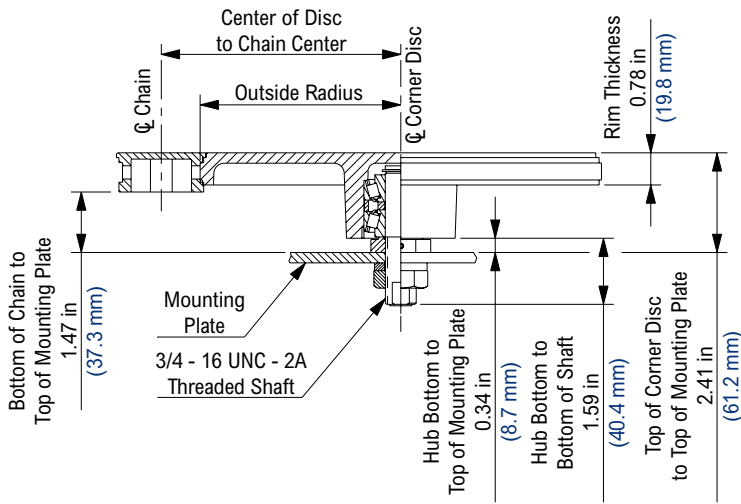
Equivalent Tooth Size	Outside Diameter		Imperial Bore Diameter (Idler)				Approximate Weight	
	in	mm	in				lbs	kg
8	5.14	130.6	5/8				1.25	0.57

Idler wheels are designed to spin freely on the shaft.

**1700 Idler Wheel Metric Information**

Equivalent Tooth Size	Outside Diameter		Metric Bore Diameter (Idler)				Approximate Weight	
	in	mm	mm				lbs	kg
8	5.14	130.6	16				1.25	0.57

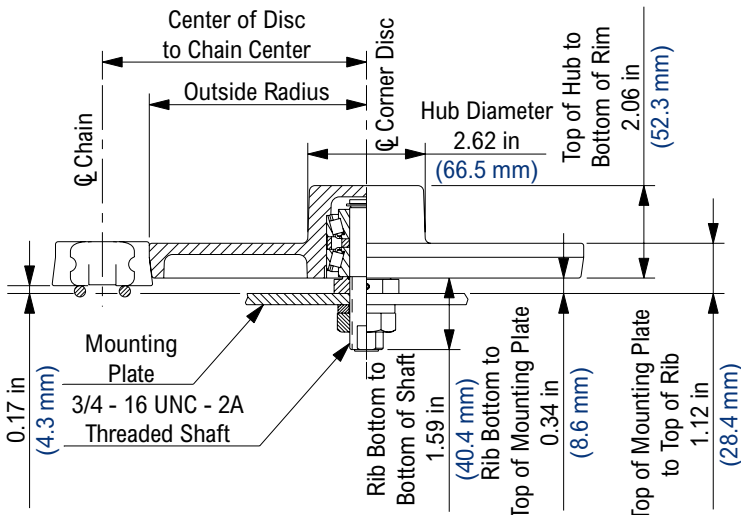
Idler wheels are designed to spin freely on the shaft.



### Corner Disc (Flat Top)

Corner Disc Number	Center of Disc to Chain Center		Outside Radius		Approximate Weight	
	in	mm	in	mm	lbs	kg
10131452	5.90	149.9	4.84	122.9	4.20	1.91
10131444	10.00	254.0	8.94	227.1	7.00	3.18

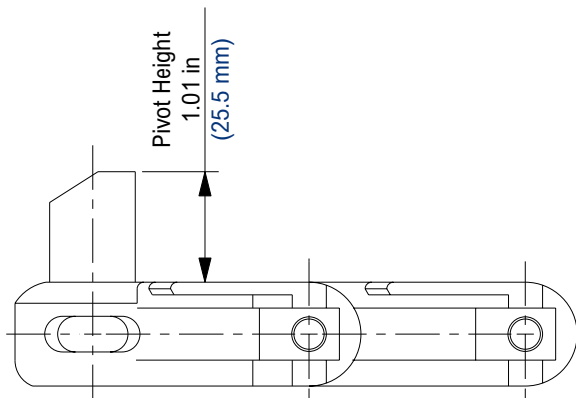
Corner Disc Material: Aluminum.



### Corner Disc (Raised Hub)

Corner Disc Number	Center of Disc to Chain Center		Outside Radius		Approximate Weight	
	in	mm	in	mm	lbs	kg
10131439	5.90	149.9	4.84	122.9	4.20	1.91

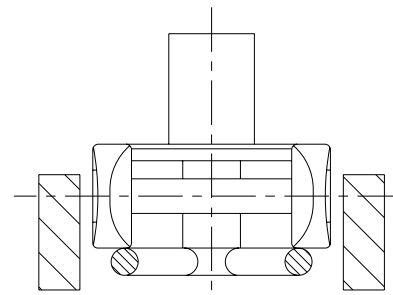
Corner Disc Material: Aluminum.



### Extended Pivot

Please indicate if you require an extended pivot every pitch, every second pitch, etc. when ordering.

For 1700 chains only. Do not use with AC 1700 chain.



# 1701


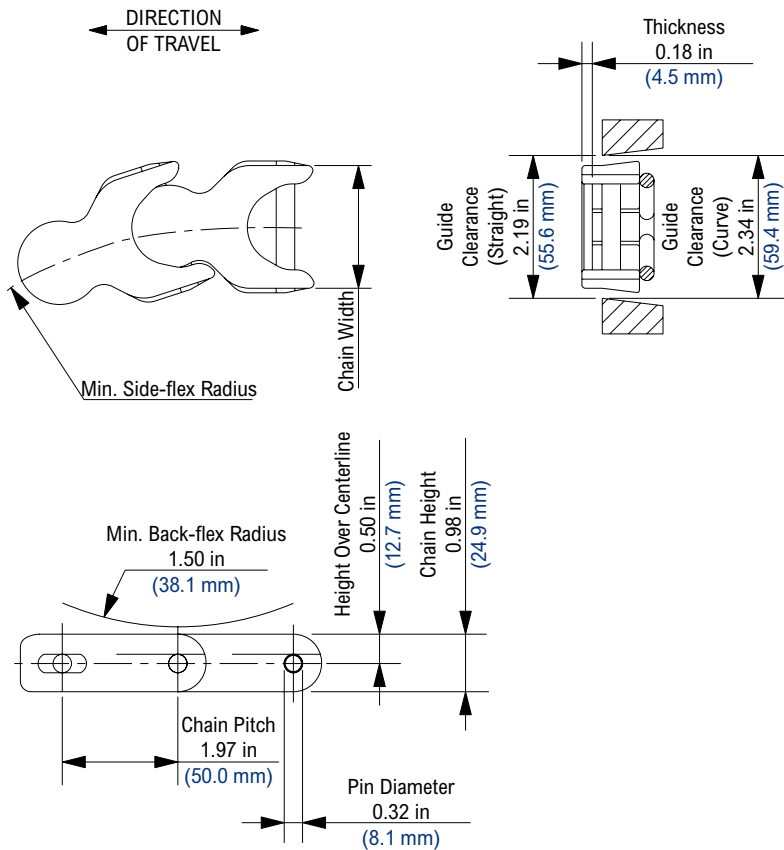


Photo shows 1701 TableTop Chain molded in Low Friction (LF) material.



### Chain Information

Chain Width	Min. Side-flex Radius		Approximate Weight				
	desc	in	mm	in	mm	lbs/ft	kg/m
N/A	2.09	53.1	5.75	146.1	0.95	1.42	

### Available Materials

Prefix	Chain Material	Standard Pin Material	Temperature						Chain Strength		FDA Approval
			Fahrenheit			Celsius			lbs	N	
			min	max		min	max				
			dry	wet		dry	wet				
<b>Standard Materials</b>											
LF	Low Friction	Stainless Steel	-40	180	150	-40	82	66	600	2,669	Yes

### Regulatory Information

The Food and Drug Administration (FDA) accepts certain materials for direct food contact. FDA approved material is compliant to FDA 21 CFR § 177. Rexnord and TableTop are trademarks of Rexnord Corporation. All rights reserved. U.S. Patents: 5678682, EP0700843

### Additional Notes

Non-Standard products are non-returnable. Minimum order quantity and additional setup charges may also apply. Stocked in 61 pitch, 10 ft (3.048 m) length strands. Zinc plated carbon steel pins are available on a made-to-order basis. Pin material can be identified by pivot color; black pivots indicate stainless steel pins and tan pivots indicate zinc plated carbon steel pins. Armor-clad cap material is stainless steel. Chain strength is listed at room temperature. NR = Not Recommended. For additional material information, see material portfolio.



# 1701 TAB


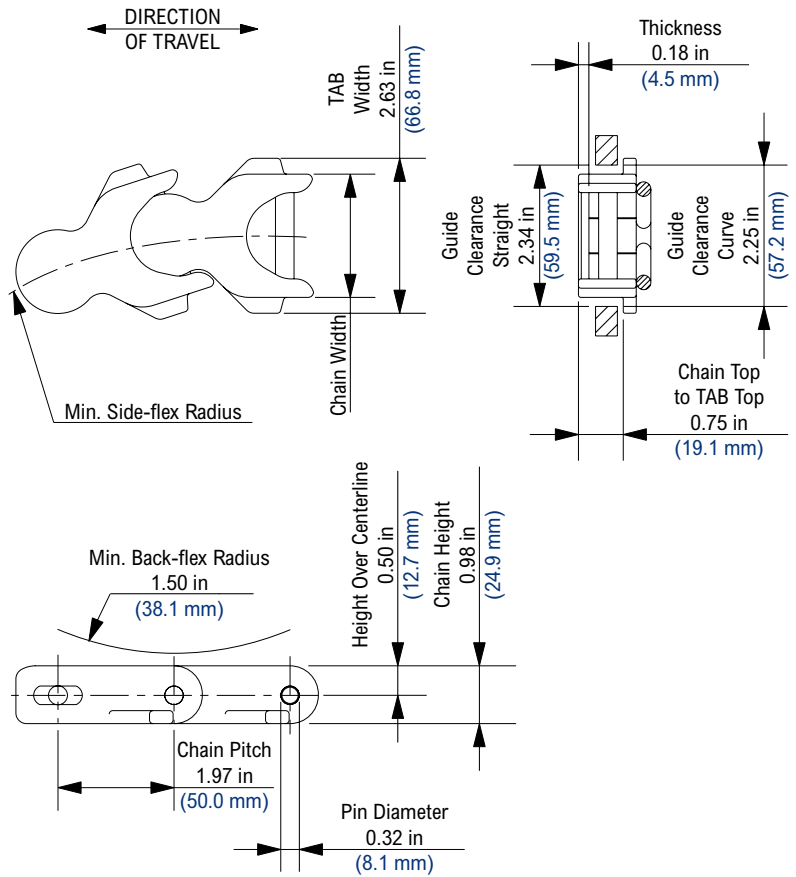


Photo shows 1701 TAB TableTop Chain molded in Low Friction (LF) material.



## Chain Information

Chain Width desc	Chain Width		Min. Side-flex Radius		Approximate Weight	
	in	mm	in	mm	lbs/ft	kg/m
N/A	2.09	53.1	5.75	146.1	1.00	1.49

## Available Materials

Prefix	Chain Material	Standard Pin Material	Temperature						Chain Strength		FDA Approval
			Fahrenheit			Celsius			lbs	N	
			min	max		min	max				
			dry	wet		dry	wet				
<b>Standard Materials</b>											
BWR	Black Wear Resistant	Stainless Steel	-40	180	NR	-40	82	NR	720	3,203	No
LF	Low Friction	Stainless Steel	-40	180	150	-40	82	66	600	2,669	Yes
<b>Non-Standard Materials</b>											
PS	Platinum Series	Stainless Steel	-40	180	150	-40	82	66	600	2,669	Yes
WSM	White Cut Resistant	Stainless Steel	-40	180	150	-40	82	66	600	2,669	Yes

## Regulatory Information

The Food and Drug Administration (FDA) accepts certain materials for direct food contact. FDA approved material is compliant to FDA 21 CFR § 177.

Rexnord, TableTop, Platinum Series and PS are trademarks of Rexnord Corporation.

All rights reserved.

U.S. Patents: 5678682, EP0700843

## Additional Notes

Non-Standard products are non-returnable. Minimum order quantity and additional setup charges may also apply.

Stocked in 61 pitch, 10 ft (3.048 m) length strands.

Zinc plated carbon steel pins are available on a made-to-order basis.

Pin material can be identified by pivot color; black pivots indicate stainless steel pins and tan pivots indicate zinc plated carbon steel pins.

HC1731 is BWR 1701TAB with special hardened carbon steel pins.

Chain strength is listed at room temperature. NR = Not Recommended.

For additional material information, see material portfolio.

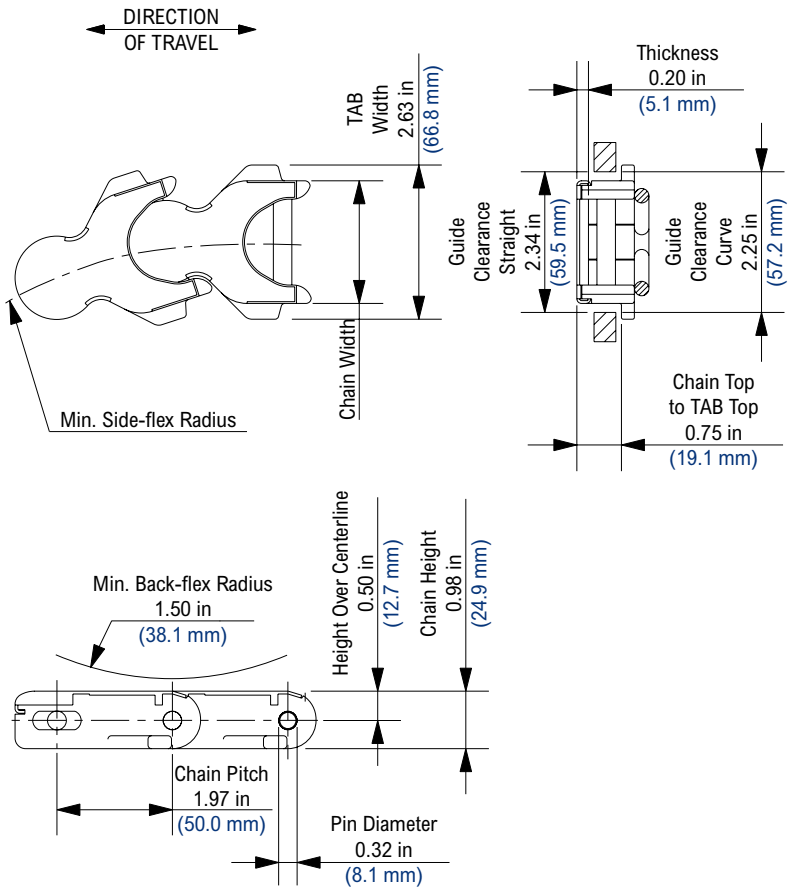
# 1701 TAB AC



Photo shows 1701 TAB TableTop Chain with Armor-Clad (AC) top surface molded in Low Friction (LF) material.

### Chain Information

Chain Width			Min. Side-flex Radius		Approximate Weight	
desc	in	mm	in	mm	lbs/ft	kg/m
N/A	2.09	53.1	5.75	146.1	1.20	1.79



### Available Materials

Prefix	Chain Material	Standard Pin Material	Temperature						Chain Strength		FDA Approval
			Fahrenheit			Celsius					
			min	max		min	max		lbs	N	
			dry	wet		dry	wet				
<b>Standard Materials</b>											
LF	Low Friction	Stainless Steel	-40	180	150	-40	82	66	600	2,669	Yes

### Regulatory Information

The Food and Drug Administration (FDA) accepts certain materials for direct food contact. FDA approved material is compliant to FDA 21 CFR § 177.

Rexnord and TableTop are trademarks of Rexnord Corporation  
All rights reserved.

### Additional Notes

Stocked in 61 pitch, 10 ft (3.048 m) length strands.

Zinc plated carbon steel pins are available on a made-to-order basis.

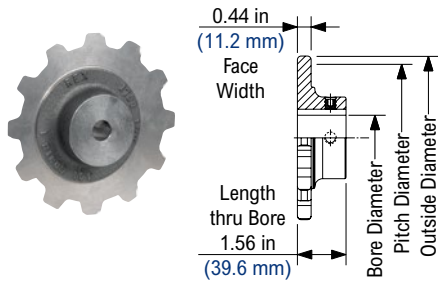
Pin material can be identified by pivot color; black pivots indicate stainless steel pins and tan pivots indicate zinc plated carbon steel pins.

Armor-clad cap material is stainless steel.

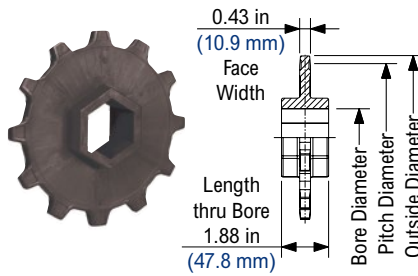
Chain strength is listed at room temperature. NR = Not Recommended.

For additional material information, see material portfolio.

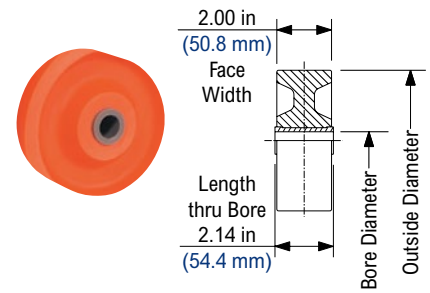
### 1700 Cast Iron Sprocket



### N1700 Thermoplastic Sprocket



### 1700 Idler Wheel



#### 1700 Cast Iron Sprocket Information

Number of Teeth		Pitch Diameter		Outside Diameter		Bore Diameter (Shaft-Ready)								Bore Diameter (Round)				Approximate Weight	
						Round				Square				in		mm			
						in	mm	min	max	min	max	min	max	min	max	min	max		
actual	effect	in	mm	in	mm	min	max	min	max	min	max	min	max	min	max	min	max	lbs	kg
8	8	5.143	130.63	5.25	133.4	3/4	1 9/16	20	40	-	-	-	-	3/4	1 3/4	20	45	3.77	1.71
10	10	6.369	161.77	6.50	165.1	3/4	1 3/4	20	45	-	-	-	-	3/4	1 3/4	20	45	5.55	2.52
12	12	7.604	193.14	7.72	196.1	3/4	1 3/4	20	45	-	-	-	-	3/4	1 3/4	20	45	7.29	3.31

Shaft-ready round bore sprockets are shipped with keyway and setscrew.

#### N1700 Thermoplastic Sprocket Information

Number of Teeth		Pitch Diameter		Outside Diameter		Bore Diameter (Shaft-Ready)				Bore Diameter (Idler)		Approximate Weight	
						Round		Hex					
actual	effect	in	mm	in	mm	in	mm	in	mm	in	mm	lbs	kg
10	10	6.369	161.77	6.50	165.1	-	-	2	-	-	-	0.70	0.32
12	12	7.604	193.14	7.76	197.1	-	-	2	-	-	-	0.90	0.41

#### 1700 Idler Wheel Imperial Information

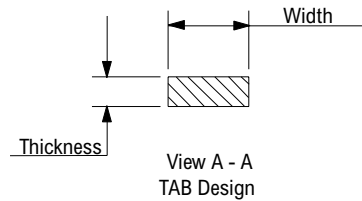
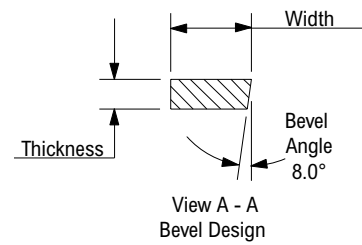
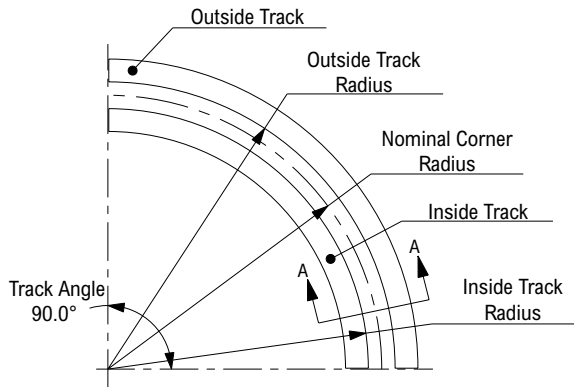
Equivalent Tooth Size	Outside Diameter		Imperial Bore Diameter (Idler)					Approximate Weight	
	in	mm	in					lbs	kg
8	5.14	130.6	5/8 in	1.25	0.57	1 1/4	1 1/2	0.49	0.22

Idler wheels are designed to spin freely on the shaft. 27 tooth idler wheel is available on a made-to-order basis and is subject to minimum order requirements.

#### 1700 Idler Wheel Metric Information

Equivalent Tooth Size	Outside Diameter		Metric Bore Diameter (Idler)				Approximate Weight	
	in	mm	mm				lbs	kg
8	5.14	130.6	16 mm	1.25	0.57	40	0.49	0.22

Idler wheels are designed to spin freely on the shaft.

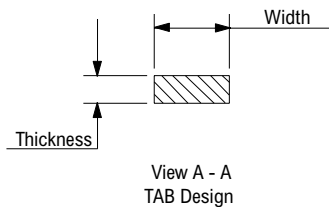
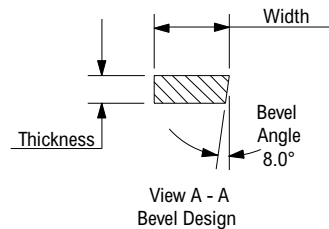
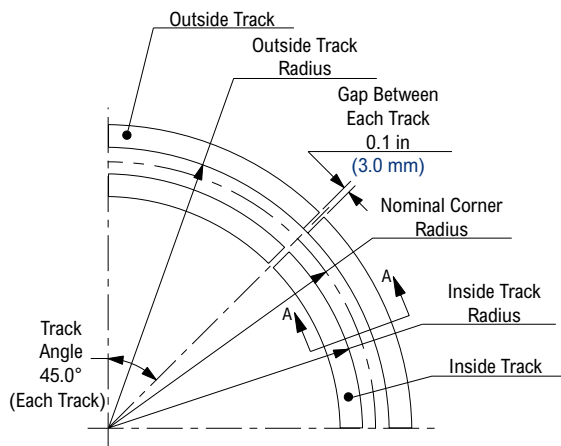


**Corner Track (Two Piece)**

Corner Track Kit Number	Part Number	Accommodates Top Plate Width		Nominal Corner Radius		Inside Track Radius		Outside Track Radius		Thickness		Width		Material	Color	Approximate Corner Track Kit Weight	
		in	mm	in	mm	in	mm	in	mm	in	mm	in	mm			lbs	kg
<b>Bevel Design</b>																	
N24B5	10283647	All	All	24.0	610	22.9	582	25.1	638	0.62	15.7	1.50	38.1	Nylatron <sup>†</sup>	Black	2.89	1.31
ULF24B5	10400639	All	All	24.0	610	22.9	582	25.1	638	0.62	15.7	1.50	38.1	ULF	Brown/Red	2.33	1.06
<b>TAB Design</b>																	
N24R5	10178065	All	All	24.0	610	22.9	582	25.1	638	0.62	15.7	1.50	38.1	Nylatron <sup>†</sup>	Black	2.89	1.31
U24R5		All	All	24.0	610	22.9	582	25.1	638	0.62	15.7	1.50	38.1	UHMWPE	White	2.89	1.31
ULF24R5	10400681	All	All	24.0	610	22.9	582	25.1	638	0.62	15.7	1.50	38.1	ULF	Brown/Red	2.40	1.09

Corner track kit supplied as one 90° inside and one 90° outside track, which can be used as either carry or return.

<sup>†</sup>Nylatron® is a registered trademark of Quadrant Engineering Plastics Products.

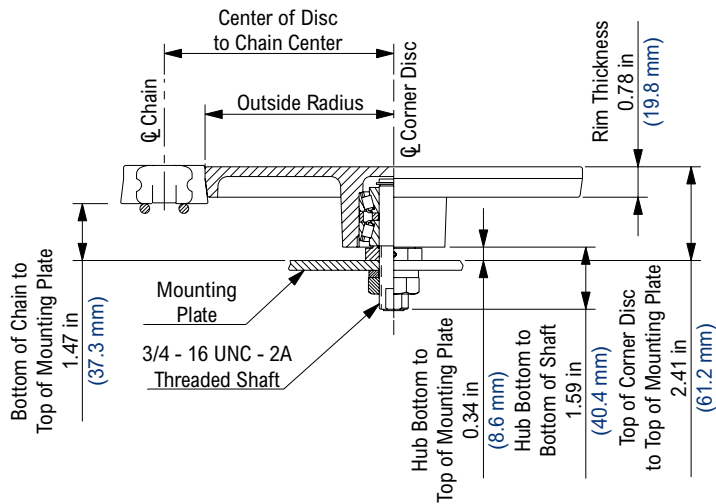


**Corner Track (Four Piece)**

Corner Track Kit Number	Part Number	Accommodates Top Plate Width		Nominal Corner Radius		Inside Track Radius		Outside Track Radius		Thickness		Width		Material	Color	Approximate Corner Track Kit Weight	
		in	mm	in	mm	in	mm	in	mm	in	mm	in	mm			lbs	kg
<b>Bevel Design</b>																	
N30B5		All	All	30.0	762	28.9	734	31.1	790	0.62	15.7	1.50	38.1	Nylatron <sup>†</sup>	Black	3.61	1.64
ULF30B5	10400640	All	All	30.0	762	28.9	734	31.1	790	0.62	15.7	1.50	38.1	ULF	Brown/Red	2.90	1.32
<b>TAB Design</b>																	
N30R5	10178068	All	All	30.0	762	28.9	734	31.1	790	0.62	15.7	1.50	38.1	Nylatron <sup>†</sup>	Black	3.61	1.64
ULF30R5	10400682	All	All	30.0	762	28.9	734	31.1	790	0.62	15.7	1.50	38.1	ULF	Brown/Red	2.99	1.36

Corner track kit supplied as two 45° inside and two 45° outside track, which can be used as either carry or return.

<sup>†</sup>Nylatron® is a registered trademark of Quadrant Engineering Plastics Products.

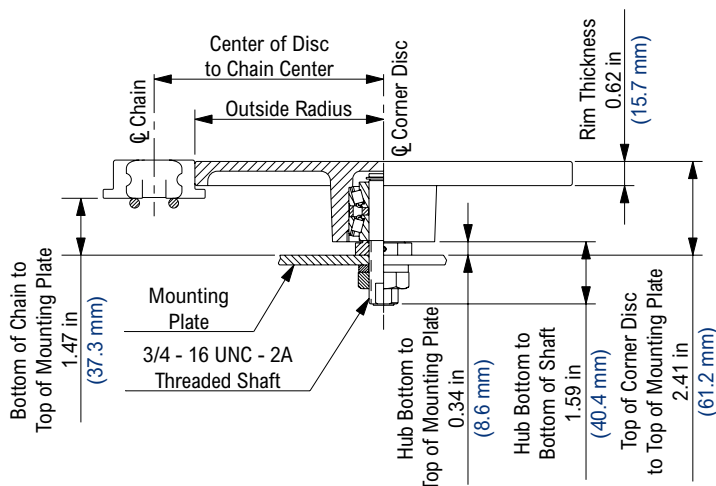


### Corner Disc (Flat Top)

Corner Disc Number	Center of Disc to Chain Center		Outside Radius		Approximate Weight	
	in	mm	in	mm	lbs	kg
10131454	5.90	149.9	4.86	123.4	4.20	1.91
10131446	10.00	254.0	8.94	227.1	7.00	3.18

Corner Disc Material: Aluminum.

For 1701 (bevel) chain only.

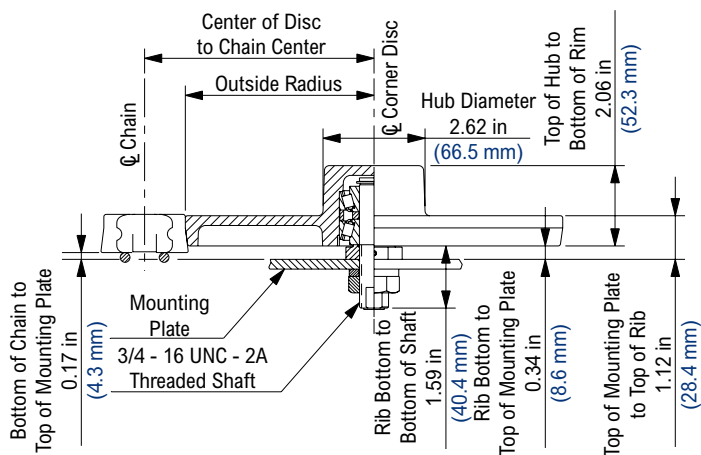


### Corner Disc (Flat Top)

Corner Disc Number	Center of Disc to Chain Center		Outside Radius		Approximate Weight	
	in	mm	in	mm	lbs	kg
10131453	5.90	149.9	4.86	123.4	4.20	1.91
10131445	10.00	254.0	8.94	227.1	7.00	3.18

Corner Disc Material: Aluminum.

For 1701 TAB chain only.

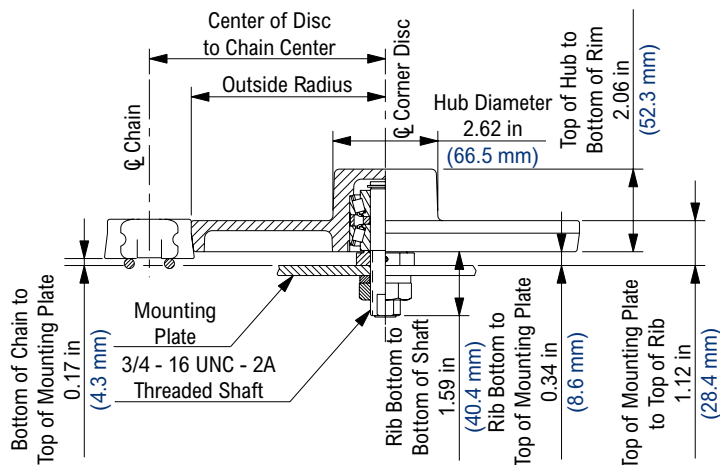


### Corner Disc (Raised Hub)

Corner Disc Number	Center of Disc to Chain Center		Outside Radius		Approximate Weight	
	in	mm	in	mm	lbs	kg
10131441	5.90	149.9	4.86	123.4	4.20	1.91

Corner Disc Material: Aluminum.

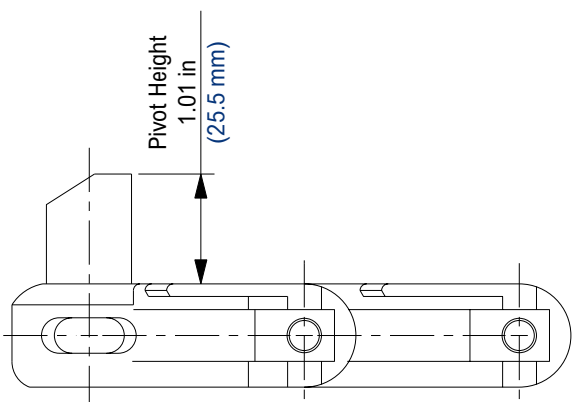
For 1701 (bevel) chain only.



**Corner Disc (Raised Hub)**

Corner Disc Number	Center of Disc to Chain Center		Outside Radius		Approximate Weight	
	in	mm	in	mm	lbs	kg
10131440	5.90	149.9	4.86	123.4	4.20	1.91

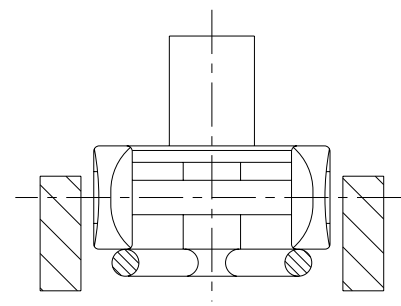
Corner Disc Material: Aluminum.



**Extended Pivot**

Please indicate if you require an extended pivot every pitch, every second pitch, etc. when ordering.

For 1701 and 1701 TAB chains only. Do not use with AC 1701 TAB chain.






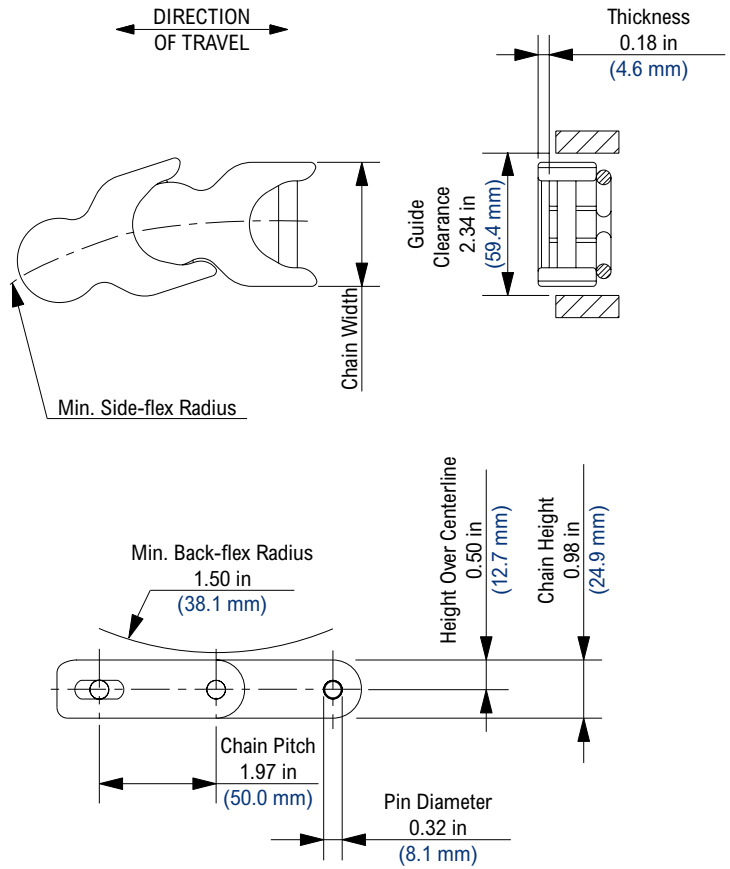


Photo shows 1702 TableTop Chain molded in Low Friction (LF) material.

**Chain Information**

Chain Width desc	Chain Width		Min. Side-flex Radius		Approximate Weight	
	in	mm	in	mm	lbs/ft	kg/m
N/A	2.09	53.1	5.75	16.1	0.90	1.34



**Available Materials**

Prefix	Chain Material	Standard Pin Material	Temperature						Chain Strength		FDA Approval
			Fahrenheit			Celsius					
			min	max		min	max		lbs	N	
			dry	wet	min	dry	wet				
<b>Standard Materials</b>											
LF	Low Friction	Stainless Steel	-40	180	150	-40	82	66	600	2,669	Yes

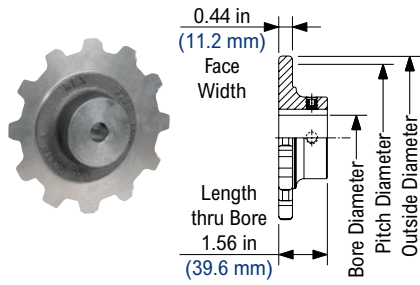
**Regulatory Information**

The Food and Drug Administration (FDA) accepts certain materials for direct food contact. FDA approved material is compliant to FDA 21 CFR § 177. Rexnord and TableTop are trademarks of Rexnord Corporation. All rights reserved.

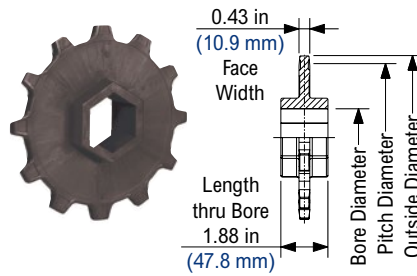
**Additional Notes**

Non-Standard products are non-returnable. Minimum order quantity and additional setup charges may also apply. Stocked in 61 pitch, 10 ft (3.048 m) length strands. Zinc plated carbon steel pins are available on a made-to-order basis. Pin material can be identified by pivot color; black pivots indicate stainless steel pins and tan pivots indicate zinc plated carbon steel pins. Armor-clad cap material is stainless steel. Chain strength is listed at room temperature. NR = Not Recommended. For additional material information, see material portfolio.

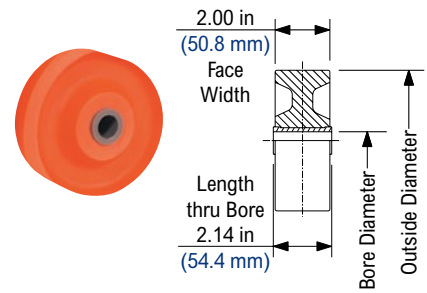
1700 Cast Iron Sprocket



N1700 Thermoplastic Sprocket



1700 Idler Wheel



1700 Cast Iron Sprocket Information

Number of Teeth		Pitch Diameter		Outside Diameter		Bore Diameter (Shaft-Ready)								Bore Diameter (Round)				Approximate Weight	
						Round				Square				in		mm			
						in	mm	min	max	min	max	min	max	min	max	min	max		
8	8	5.143	130.63	5.25	133.4	3/4	1 9/16	20	40	-	-	-	-	3/4	1 3/4	20	45	3.77	1.71
10	10	6.369	161.77	6.50	165.1	3/4	1 3/4	20	45	-	-	-	-	3/4	1 3/4	20	45	5.55	2.52
12	12	7.604	193.14	7.72	196.1	3/4	1 3/4	20	45	-	-	-	-	3/4	1 3/4	20	45	7.29	3.31

Shaft-ready round bore sprockets are shipped with keyway and setscrew.

N1700 Thermoplastic Sprocket Information

Number of Teeth		Pitch Diameter		Outside Diameter		Bore Diameter (Shaft-Ready)				Bore Diameter (Idler)		Approximate Weight	
						Round		Hex					
actual	effect	in	mm	in	mm	in	mm	in	mm	in	mm	lbs	kg
10	10	6.369	161.77	6.50	165.1	-	-	2	-	-	-	0.70	0.32
12	12	7.604	193.14	7.76	197.1	-	-	2	-	-	-	0.90	0.41

1700 Idler Wheel Imperial Information

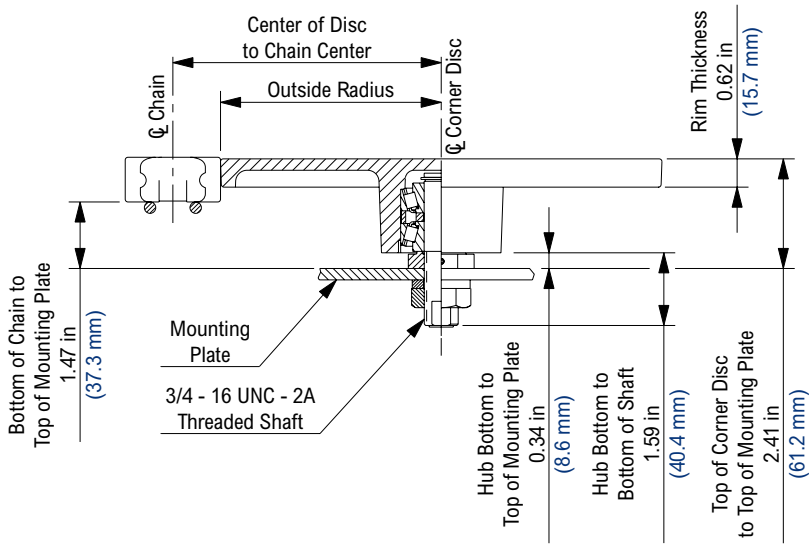
Equivalent Tooth Size	Outside Diameter		Imperial Bore Diameter (Idler)		Approximate Weight	
	in	mm	in		lbs	kg
8	5.14	130.6	5/8 in		1.25	0.57

Idler wheels are designed to spin freely on the shaft.

1700 Idler Wheel Metric Information

Equivalent Tooth Size	Outside Diameter		Metric Bore Diameter (Idler)		Approximate Weight	
	in	mm	mm		lbs	kg
8	5.14	130.6	16 mm		1.25	0.57

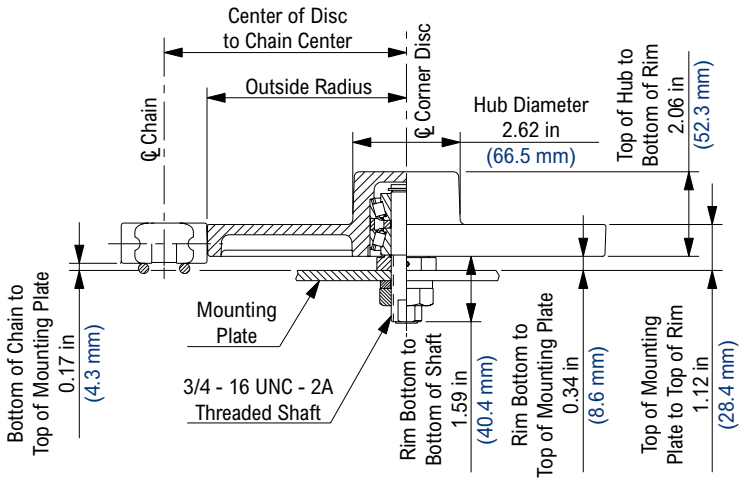
Idler wheels are designed to spin freely on the shaft.



**Corner Disc (Flat Top)**

Corner Disc Number	Center of Disc to Chain Center		Outside Radius		Approximate Weight	
	in	mm	in	mm	lbs	kg
10131455	5.90	149.9	4.86	123.4	4.20	1.91

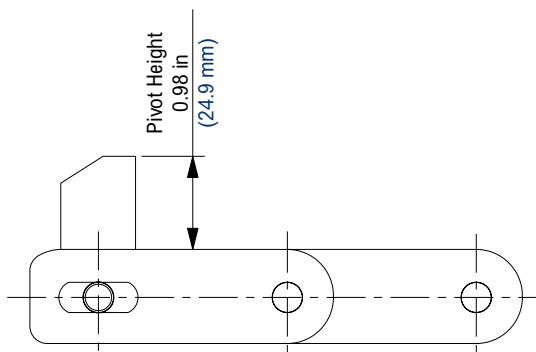
Corner Disc Material: Aluminum.



**Corner Disc (Raised Hub)**

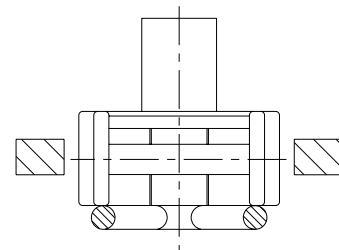
Corner Disc Number	Center of Disc to Chain Center		Outside Radius		Approximate Weight	
	in	mm	in	mm	lbs	kg
10355672	5.90	149.9	4.86	123.4	4.20	1.91

Corner Disc Material: Aluminum.



**Extended Pivot**

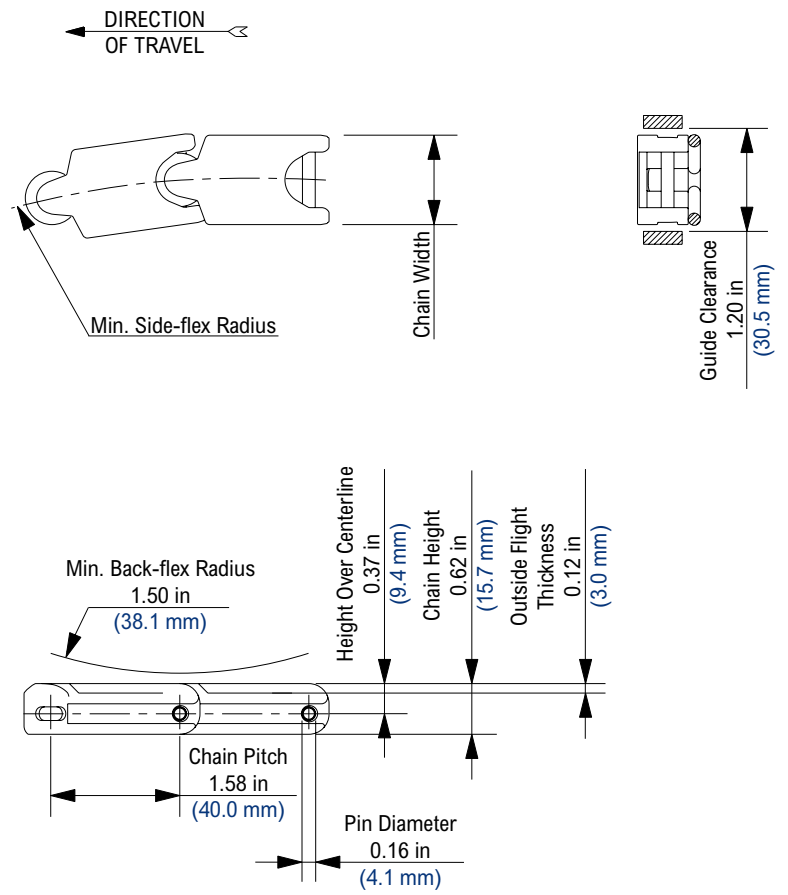
Please indicate if you require an extended pivot every pitch, every second pitch, etc. when ordering.



# 1755



Photo shows 1755 TableTop Chain molded in Low Friction (LF) material.



### Chain Information

Chain Width		Min. Side-flex Radius		Approximate Weight		
desc	in	mm	in	mm	lbs/ft	kg/m
N/A	1.09	27.7	5.38	136.7	0.25	0.37

### Available Materials

Prefix	Chain Material	Standard Pin Material	Temperature						Chain Strength		FDA Approval
			Fahrenheit			Celsius					
			min	max		min	max		lbs	N	
			dry	wet		dry	wet				
<b>Standard Materials</b>											
LF	Low Friction	Stainless Steel	-40	180	150	-40	82	66	200	890	Yes

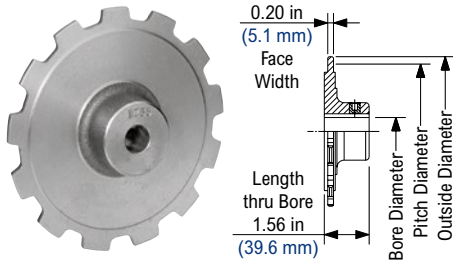
### Regulatory Information

The Food and Drug Administration (FDA) accepts certain materials for direct food contact. FDA approved material is compliant to FDA 21 CFR § 177. Rexnord and TableTop are a trademark of Rexnord Corporation. All rights reserved.

### Additional Notes

Stocked in 76 pitch, 10 ft (6.096 m) length strands. Chain strength is listed at room temperature. NR = Not Recommended. For additional material information, see material portfolio.

## 1755 Semi-Steel Sprocket

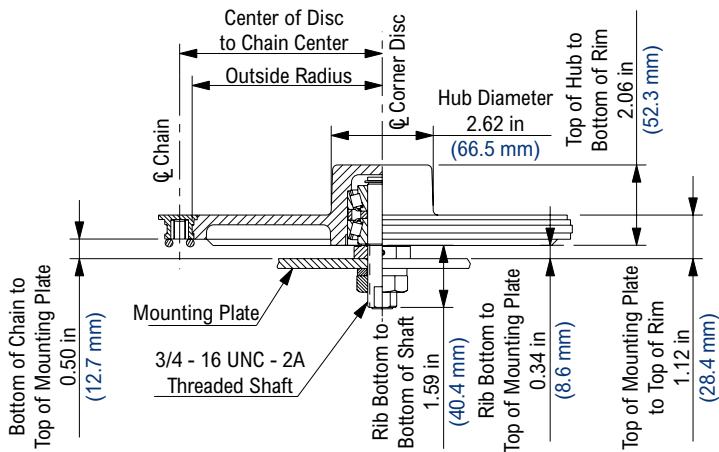


### 1755 Semi-Steel Sprocket Information

Number of Teeth		Pitch Diameter		Outside Diameter		Bore Diameter (Shaft-Ready)								Bore Diameter (Round)				Approximate Weight	
						Round				Square				in		mm			
						in	mm	min	max	min	max	min	max	min	max	min	max		
actual	effect	in	mm	in	mm	in	mm	in	mm	in	mm	in	mm	in	mm	in	mm	lbs	kg
13	13	6.581	167.16	6.78	172.2	3/4	1 1/4	20	35	-	-	-	-	3/4	1 3/4	20	40	5.73	2.60
16	16	8.072	205.03	8.28	210.3	3/4	1 1/4	20	35	-	-	-	-	3/4	1 3/4	20	40	7.72	3.50

Shaft-ready round bore sprockets are shipped with keyway and setscrew.

## Accessories



### Corner Disc (Raised Hub)

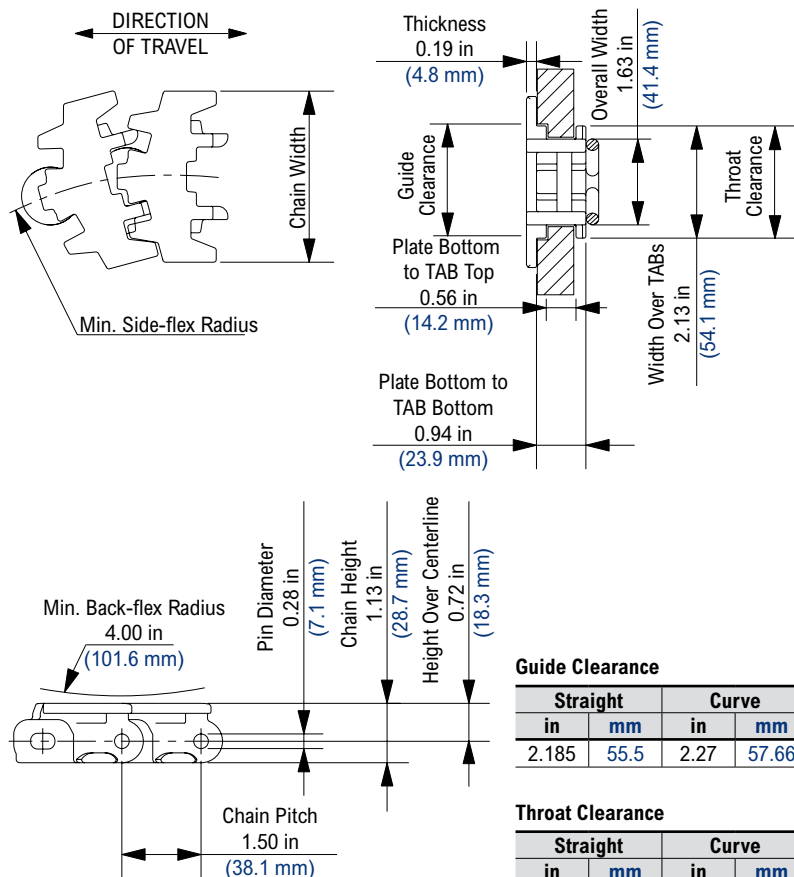
Corner Disc Number	Center of Disc to Chain Center		Outside Radius		Approximate Weight	
	in	mm	in	mm	lbs	kg
10131442	5.40	137.2	4.88	124.0	4.20	1.91

Corner Disc Material: Aluminum.

# 1757 TAB



Photo shows 1757 TAB TableTop Chain molded in High Performance (HP) material.



### Chain Information

Chain Width	Chain Width		Min. Side-flex Radius		Approximate Weight	
	desc	in	mm	in	mm	lbs/ft
N/A	3.25	82.6	6.00	152.4	1.00	1.49

### Available Materials

Prefix	Chain Material	Standard Pin Material	Temperature						Chain Strength		FDA Approval
			Fahrenheit			Celsius					
			min	max		min	max		lbs	N	
				dry	wet		dry	wet			
<b>Non-Standard Materials</b>											
ESD	Electrostatic Dissipative	Stainless Steel	0	180	180	-18	82	82	234	1,041	No
HP	High Performance	Stainless Steel	-40	180	150	-40	82	66	390	1,735	Yes
LF	Low Friction	Stainless Steel	-40	180	150	-40	82	66	390	1,735	Yes

### Regulatory Information

The Food and Drug Administration (FDA) accepts certain materials for direct food contact. FDA approved material is compliant to FDA 21 CFR § 177. Rexnord, TableTop, and HP are trademarks of Rexnord Corporation. All rights reserved. U.S. Patents: 4893709, D289607, 4909380, 5096050, 533045, 4436200

### Additional Notes

Non-Standard products are non-returnable. Minimum order quantity and additional setup charges may also apply. Stocked in 80 pitch, 10 ft (3.048 m) length strands. Zinc plated carbon steel pins are available on a made-to-order basis. Pin material can be identified by pivot color; black pivots indicate stainless steel pins and tan pivots indicate zinc plated carbon steel pins. Chain strength is listed at room temperature. NR = Not Recommended. For additional material information, see material portfolio.



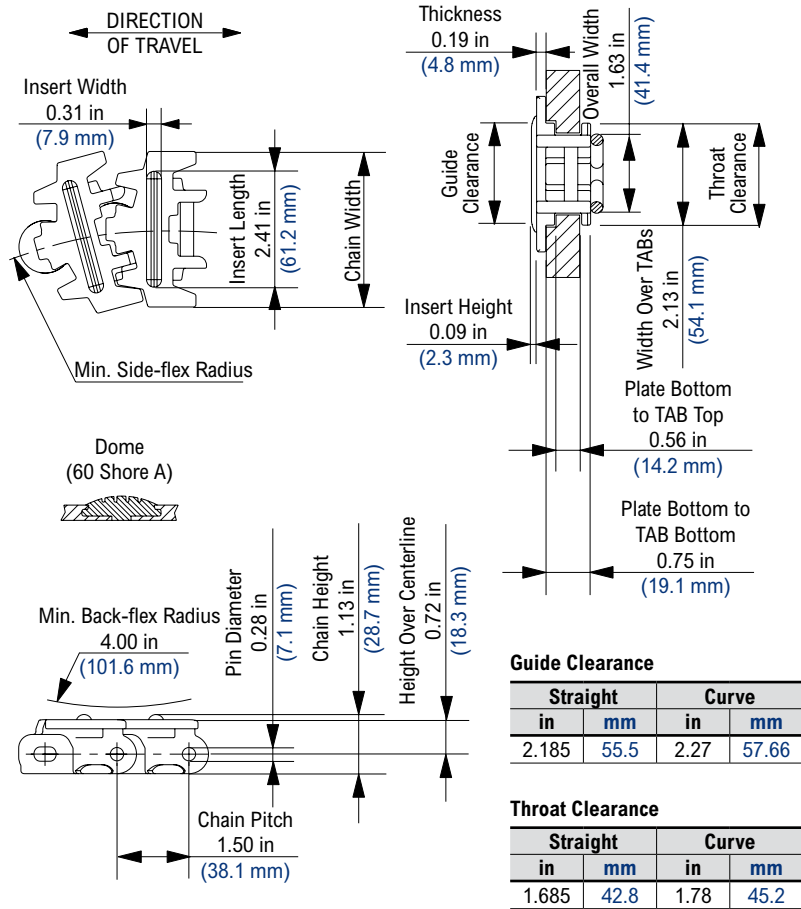
# 1757 TAB SuperGrip



Photo shows 1757 TAB SuperGrip TableTop Chain with High Friction Inserts molded in High Performance (HP) material.

## Chain Information

Chain Width		Min. Side-flex Radius		Approximate Weight		
desc	in	mm	in	mm	lbs/ft	kg/m
N/A	3.25	82.6	6.00	152.4	1.00	1.49



## Available Materials

Prefix	Chain Material	Standard Pin Material	Temperature						Chain Strength		FDA Approval
			Fahrenheit			Celsius					
			min	max		min	max		lbs	N	
			dry	wet	min	dry	wet				
<b>Non-Standard Materials</b>											
HP	High Performance	Stainless Steel	-40	180	150	-40	82	66	390	1,735	Yes
LF	Low Friction	Stainless Steel	-40	180	150	-40	82	66	390	1,735	Yes

## Regulatory Information

The Food and Drug Administration (FDA) accepts certain materials for direct food contact. FDA approved material is compliant to FDA 21 CFR § 177.

Rexnord, TableTop and HP are trademarks of Rexnord Corporation.

All rights reserved.

U.S. Patents: 4893709, D289607, 4909380, 5096050, 5330045, 4436200

## Additional Notes

Non-Standard products are non-returnable. Minimum order quantity and additional setup charges may also apply.

Stocked in 80 pitch, 10 ft (3.048 m) length strands.

Zinc plated carbon steel pins are available on a made-to-order basis.

Pin material can be identified by pivot color; black pivots indicate stainless steel pins and tan pivots indicate zinc plated carbon steel pins.

Inserts may be space every pitch, every second pitch, etc.

Chain strength is listed at room temperature. NR = Not Recommended.

For additional material information, see material portfolio.

# 1757 TAB LBP


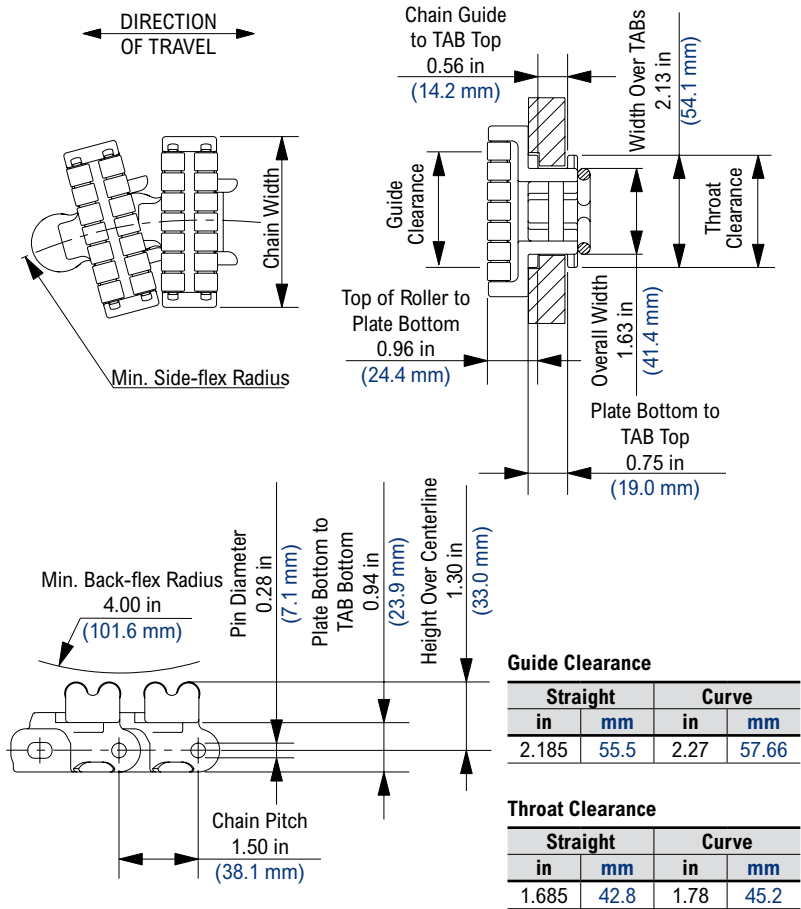


Photo shows 1757 TAB LBP TableTop Chain with Low Backline Pressure Rollers molded in High Performance (HP) material.

### Chain Information

Chain Width	Chain Width		Min. Side-flex Radius		Approximate Weight	
	in	mm	in	mm	lbs/ft	kg/m
N/A	3.25	82.6	6.00	152.4	1.60	2.38



Guide Clearance			
Straight		Curve	
in	mm	in	mm
2.185	55.5	2.27	57.66

Throat Clearance			
Straight		Curve	
in	mm	in	mm
1.685	42.8	1.78	45.2

### Available Materials

Prefix	Chain Material	Standard Pin Material	Temperature						Chain Strength		FDA Approval
			Fahrenheit			Celsius					
			min	max		min	max		lbs	N	
			dry	wet		dry	wet				
<b>Non-Standard Materials</b>											
HP	High Performance	Stainless Steel	-40	180	150	-40	82	66	390	1,735	Yes
LF	Low Friction	Stainless Steel	-40	180	150	-40	82	66	390	1,735	Yes

### Regulatory Information

The Food and Drug Administration (FDA) accepts certain materials for direct food contact. FDA approved material is compliant to FDA 21 CFR § 177. Rexnord, TableTop and HP are trademarks of Rexnord Corporation. All rights reserved. U.S. Patents: 4893709, 4909380, 5096050, 5330045

### Additional Notes

Non-Standard products are non-returnable. Minimum order quantity and additional setup charges may also apply. Stocked in 80 pitch, 10 ft (3.048 m) length strands. Zinc plated carbon steel pins are available on a made-to-order basis. Pin material can be identified by pivot color; black pivots indicate stainless steel pins and tan pivots indicate zinc plated carbon steel pins. Chain strength is listed at room temperature. NR = Not Recommended. For additional material information, see material portfolio.

# 1757 TAB G


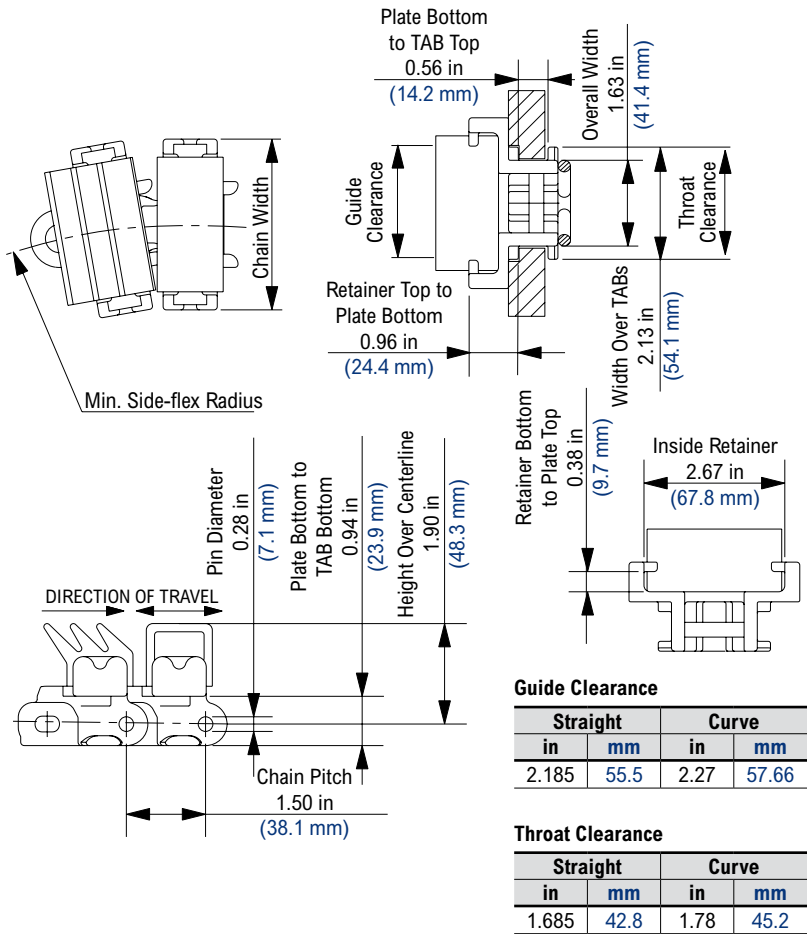


Photo shows 1757 TAB G TableTop Chain with Gripper Retainers molded in Low Friction (LF) material, with gripper.

### Chain Information

Chain Width			Min. Side-flex Radius		Approximate Weight	
desc	in	mm	in	mm	lbs/ft	kg/m
N/A	3.25	82.6	8.00	203.2	1.15	1.71



### Available Materials

Prefix	Chain Material	Standard Pin Material	Temperature						Chain Strength		FDA Approval
			Fahrenheit			Celsius					
			min	max		min	max		lbs	N	
			dry	wet	min	dry	wet				
<b>Non-Standard Materials</b>											
HP	High Performance	Stainless Steel	-40	180	150	-40	82	66	390	1,735	Yes
LF	Low Friction	Stainless Steel	-40	180	150	-40	82	66	390	1,735	Yes

### Regulatory Information

The Food and Drug Administration (FDA) accepts certain materials for direct food contact. FDA approved material is compliant to FDA 21 CFR § 177.

Rexnord, TableTop and HP are trademarks of Rexnord Corporation.

All rights reserved.

U.S. Patents: 4629062, 4809846

### Additional Notes

Non-Standard products are non-returnable. Minimum order quantity and additional setup charges may also apply.

Stocked in 80 pitch, 10 ft (3.048 m) length strands.

Zinc plated carbon steel pins are available on a made-to-order basis.

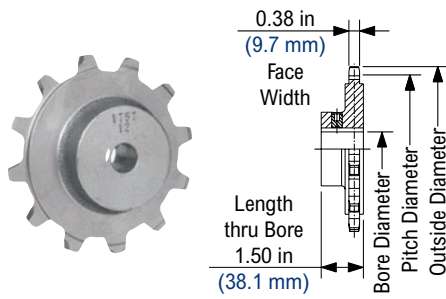
Pin material can be identified by pivot color; black pivots indicate stainless steel pins and tan pivots indicate zinc plated carbon steel pins.

Can be assembled with "J" or "D" style gripper attachments; see accessories section for more information.

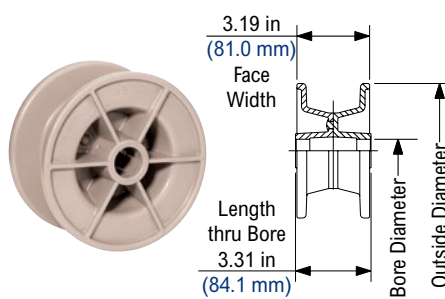
Chain strength is listed at room temperature. NR = Not Recommended.

For additional material information, see material portfolio.

### 1757 Cast Iron Sprocket



### 1757 Idler Wheel



### 1757 Cast Iron Sprocket Information

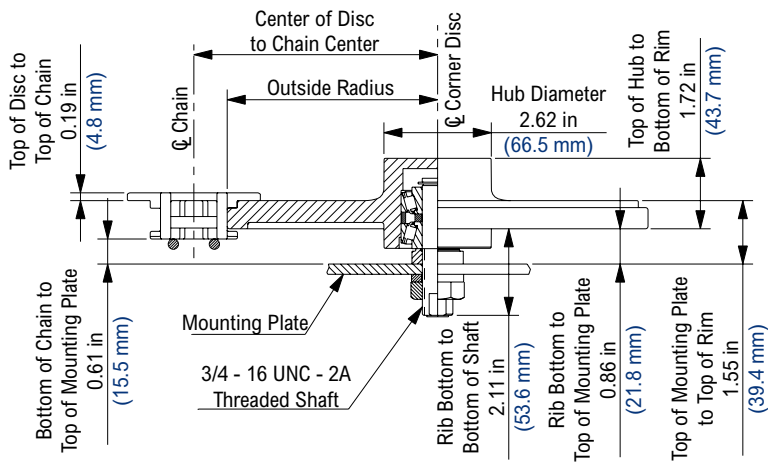
Number of Teeth		Pitch Diameter		Outside Diameter		Bore Diameter (Shaft-Ready)								Bore Diameter (Round)				Approximate Weight	
						Round				Square				in		mm			
						in	mm	min	max	in	mm	min	max	min	max	min	max		
actual	effect	in	mm	in	mm	3/4	1 1/2	20	40	-	-	-	-	3/4	1 3/4	20	45	5.07	2.30

Shaft-ready round bore sprockets are shipped with keyway and setscrew.

### 1757 Idler Wheel Imperial Information

Equivalent Tooth Size	Outside Diameter		Imperial Bore Diameter (Idler)					Approximate Weight	
	in	mm	in					lbs	kg
10.5	5.90	149.9	1					1.05	0.48

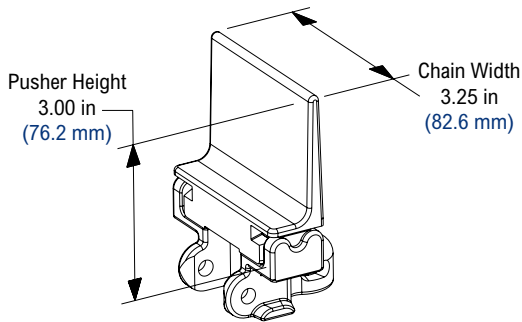
Idler wheels are designed to spin freely on the shaft.



### Corner Disc (Raised Hub)

Corner Disc Number	Center of Disc to Chain Center		Outside Radius		Approximate Weight	
	in	mm	in	mm	lbs	kg
10131491	6.00	152.4	5.12	130.0	4.20	1.91

Corner Disc Material: Aluminum.



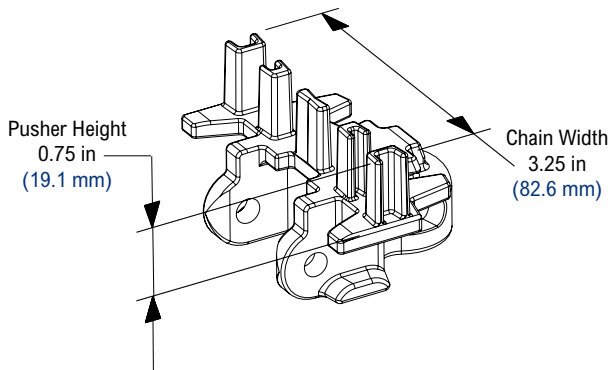
### Pusher Attachment (F-Style)

The F3 designation represents an F-style pusher attachment at a height of 3 in (76.2 mm).

Please indicate if pusher attachments are required every pitch, every second pitch, etc. when ordering.

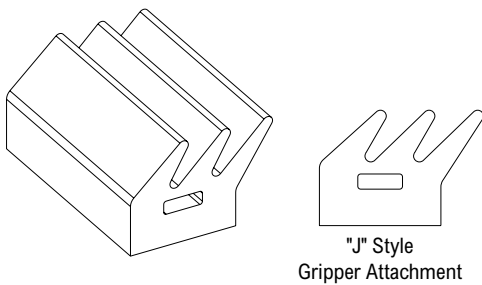
For example, "I would like F3 pusher attachments every 8th pitch".

U.S. Patent 5429226

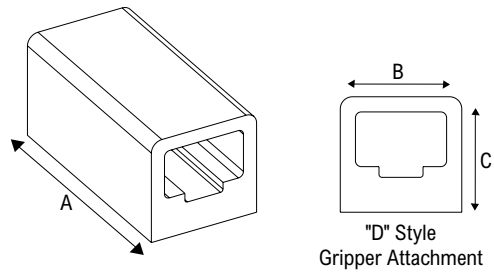


### Pusher Attachment (Finger Style)

Please indicate if pusher attachments are required every pitch, every second pitch, etc. when ordering.



"J" Style Gripper Attachment



"D" Style Gripper Attachment

### Gripper Attachments

Part Number	Style	Material	Color	Hardness (Shore A)	"A" Dimension		"B" Dimension		"C" Dimension	
					in	mm	in	mm	in	mm
<b>Standard Grippers</b>										
10070851	D	EPDM	White	50	2.55	64.8	1.25	31.8	1.19	30.2
10070919	J	EPDM	White	50	2.55	64.8	1.25	31.8	1.19	30.2

# 1765 ZeroGap


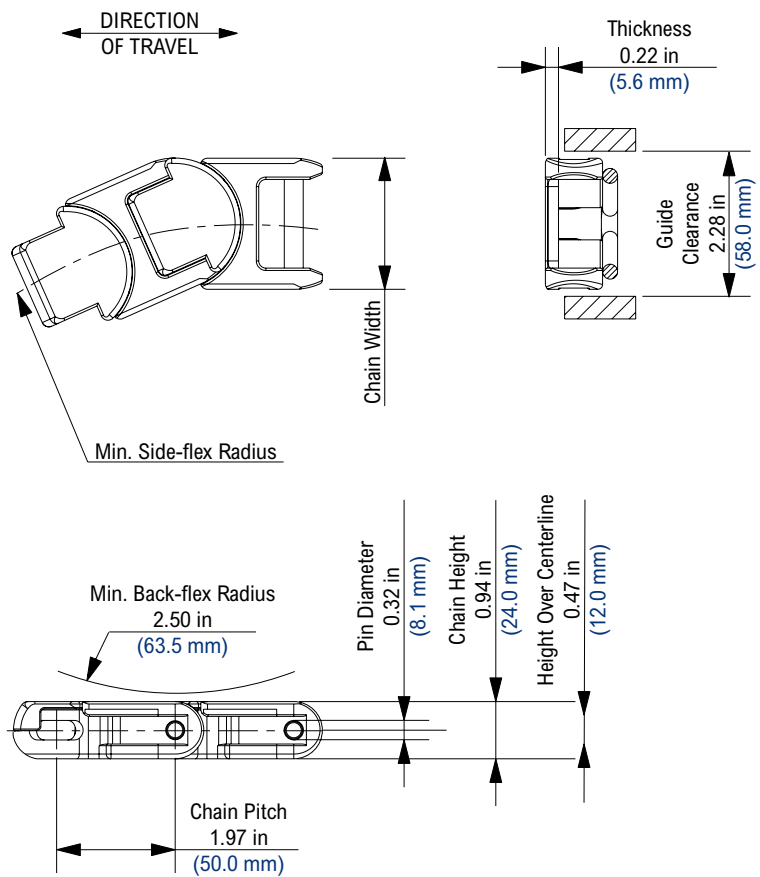


Photo shows 1765 ZeroGap TableTop Chain molded in High Performance (HP) material.



### Chain Information

Chain Width		Min. Side-flex Radius		Approximate Weight		
desc	in	mm	in	mm	lbs/ft	kg/m
N/A	2.17	55.0	4.92	125.0	0.98	1.46

### Available Materials

Prefix	Chain Material	Standard Pin Material	Temperature						Chain Strength		FDA Approval
			Fahrenheit			Celsius			lbs	N	
			min	max		min	max				
	dry	wet		dry	wet		dry	wet			
<b>Standard Materials</b>											
HP	High Performance	Stainless Steel	-40	180	150	-40	82	66	600	2,669	No

### Regulatory Information

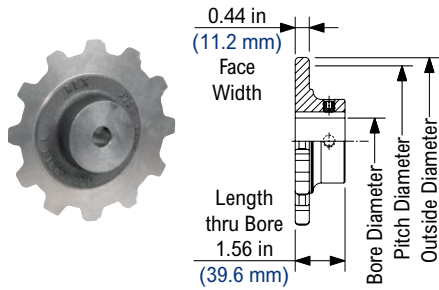
Licensed under U.S. Patent: 6173832, European Patent: 910540 and German Patent: 69702857.7.  
 Rexnord, TableTop, ZeroGap and HP are trademarks of Rexnord Corporation.  
 All rights reserved.

### Additional Notes

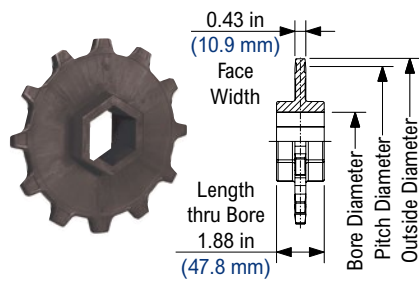
Stocked in 61 pitch, 10 ft (3.048 m) length strands.  
 Also known as the ZeroGap.  
 Chain strength is listed at room temperature. NR = Not Recommended.  
 For additional material information, see material portfolio.



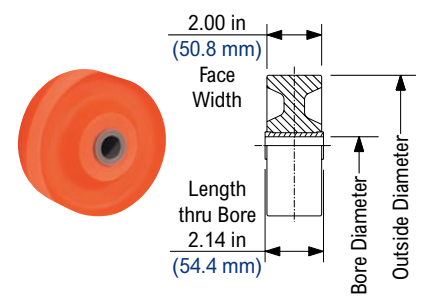
### 1700 Cast Iron Sprocket



### N1700 Thermoplastic Sprocket



### 1700 Idler Wheel



### 1700 Cast Iron Sprocket Information

Number of Teeth	Pitch Diameter	Outside Diameter	Bore Diameter (Shaft-Ready)											Bore Diameter (Round)				Approximate Weight	
			Round				Square							in		mm			
			in		mm		in		mm		in		mm		in		mm		
actual	effect	min	max	min	max	min	max	min	max	min	max	min	max	min	max	min	max	lbs	kg
8	8	5.143	130.63	5.25	133.4	3/4	1 9/16	20	40	-	-	-	-	3/4	1 3/4	20	45	3.77	1.71
10	10	6.369	161.77	6.50	165.1	3/4	1 3/4	20	45	-	-	-	-	3/4	1 3/4	20	45	5.55	2.52
12	12	7.604	193.14	7.72	196.1	3/4	1 3/4	20	45	-	-	-	-	3/4	1 3/4	20	45	7.29	3.31

Shaft-ready round bore sprockets are shipped with keyway and setscrew.

### N1700 Thermoplastic Sprocket Information

Number of Teeth	Pitch Diameter	Outside Diameter	Bore Diameter (Shaft-Ready)								Bore Diameter (Idler)		Approximate Weight	
			Round				Hex				in	mm		
actual	effect	in	mm	in	mm	in	mm	in	mm	in	mm	lbs	kg	
10	10	6.369	161.77	6.50	165.1	-	-	2	-	-	-	0.67	0.30	
12	12	7.604	193.14	7.76	197.1	-	-	2	-	-	-	0.90	0.41	

### 1700 Idler Wheel Imperial Information

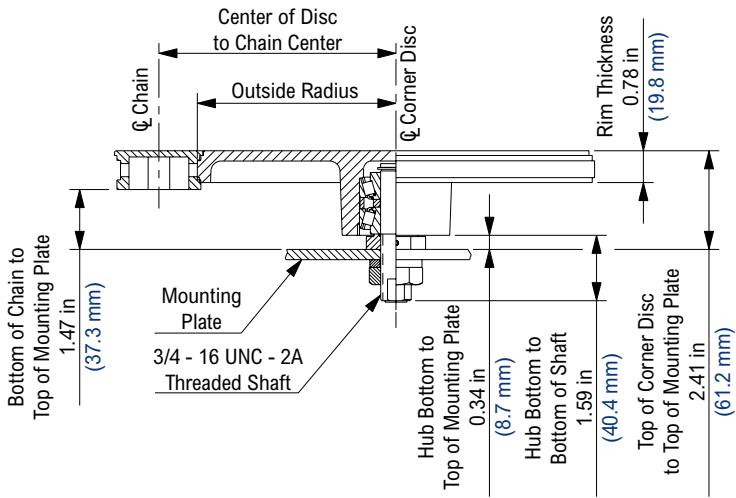
Equivalent Tooth Size	Outside Diameter		Imperial Bore Diameter (Idler)				Approximate Weight	
	in	mm	in				lbs	kg
8	5.14	130.6	5/8				1.25	0.57

Idler wheels are designed to spin freely on the shaft.

### 1700 Idler Wheel Metric Information

Equivalent Tooth Size	Outside Diameter		Metric Bore Diameter (Idler)				Approximate Weight	
	in	mm	mm				lbs	kg
8	5.14	130.6	16				1.25	0.57

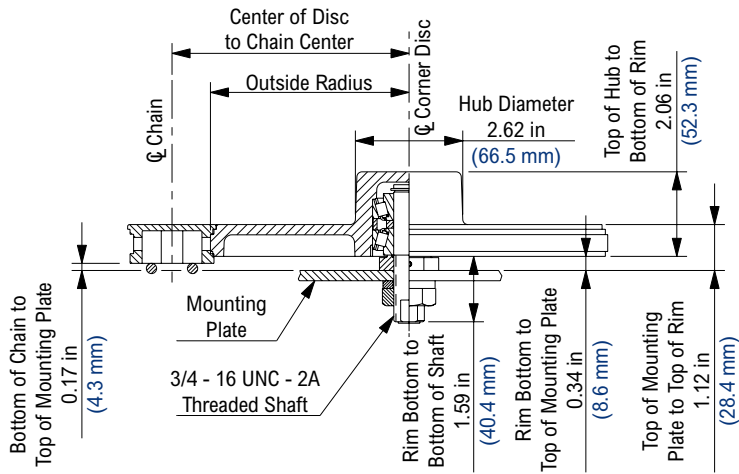
Idler wheels are designed to spin freely on the shaft.



**Corner Disc (Flat Top)**

Corner Disc Number	Center of Disc to Chain Center		Outside Radius		Approximate Weight	
	in	mm	in	mm	lbs	kg
10131452	5.90	149.9	4.84	122.9	4.20	1.91
10131444	10.00	254.0	8.94	227.1	7.00	3.18

Corner Disc Material: Aluminum.



**Corner Disc (Raised Hub)**

Corner Disc Number	Center of Disc to Chain Center		Outside Radius		Approximate Weight	
	in	mm	in	mm	lbs	kg
10131439	5.90	149.9	4.84	122.9	4.20	1.91

Corner Disc Material: Aluminum.

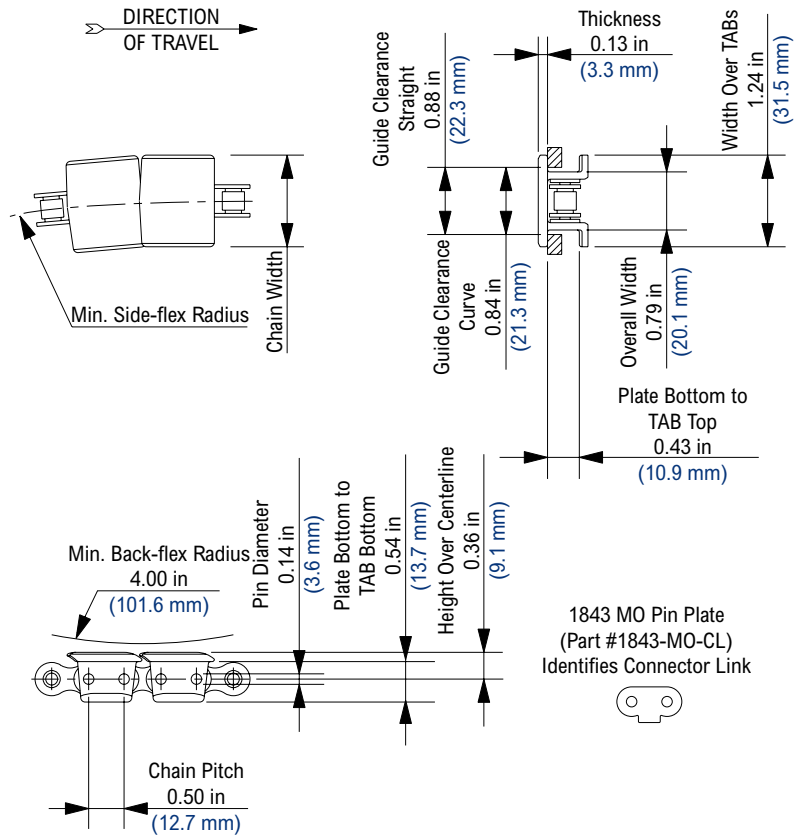
# 1843 TAB (S)



Text a Photo shows 1843 TAB TableTop Chain with top plates molded in Black Wear Resistant (BWR) material on Carbon Steel (S) base chain. here

### Chain Information

desc	Chain Width		Min. Side-flex Radius		Approximate Weight	
	in	mm	in	mm	lbs/ft	kg/m
1 1/4	1.25	31.8	10.00	254.0	0.54	0.80
1 1/2	1.50	38.1	10.00	254.0	0.56	0.83
2	2.00	50.8	10.00	254.0	0.59	0.88
2 1/4	2.25	57.2	10.00	254.0	0.61	0.91
2 5/8	2.63	66.8	10.00	254.0	0.64	0.95



### Available Materials

Prefix	Top Plate Material	Base Chain Material	Temperature						Chain Strength		FDA Approval
			Fahrenheit			Celsius			lbs	N	
			min	max		min	max				
	dry	wet		dry	wet		dry	wet			
<b>Standard Materials</b>											
BWR	Black Wear Resistant	Carbon Steel	-40	180	NR	-40	82	NR	600	2,669	No
LF	Low Friction	Carbon Steel	-40	180	NR	-40	82	NR	600	2,669	No
<b>Non-Standard Materials</b>											
AS	Anti-Static	Carbon Steel	0	180	NR	-18	82	NR	600	2,669	No
BIR	Black Impact Resistant	Carbon Steel	-40	220	NR	-40	104	NR	600	2,669	No
DUV	Plain Acetal Ultraviolet Resistant	Carbon Steel	0	180	NR	-18	82	NR	600	2,669	No
FR	Flame Retardant	Carbon Steel	0	180	NR	-18	82	NR	600	2,669	No
HP	High Performance	Carbon Steel	-40	180	NR	-40	82	NR	600	2,669	No
P	Chemical Resistant	Carbon Steel	0	180	NR	-18	82	NR	600	2,669	No

### Regulatory Information

Rexnord, TableTop and HP are trademarks of Rexnord Corporation. All rights reserved.

### Additional Notes

Non-Standard products are non-returnable. Minimum order quantity and additional setup charges may also apply.  
 Stocked in 240 pitch, 10 ft (3.048 m) length strands.  
 Uses 1843 carbon steel (S) base chain (Part #1843-BC).  
 Chain runs on ANSI No. 40 sprockets.  
 Chain strength is listed at room temperature. NR = Not Recommended.  
 For additional material information, see material portfolio.

# 1843 TAB (SS)


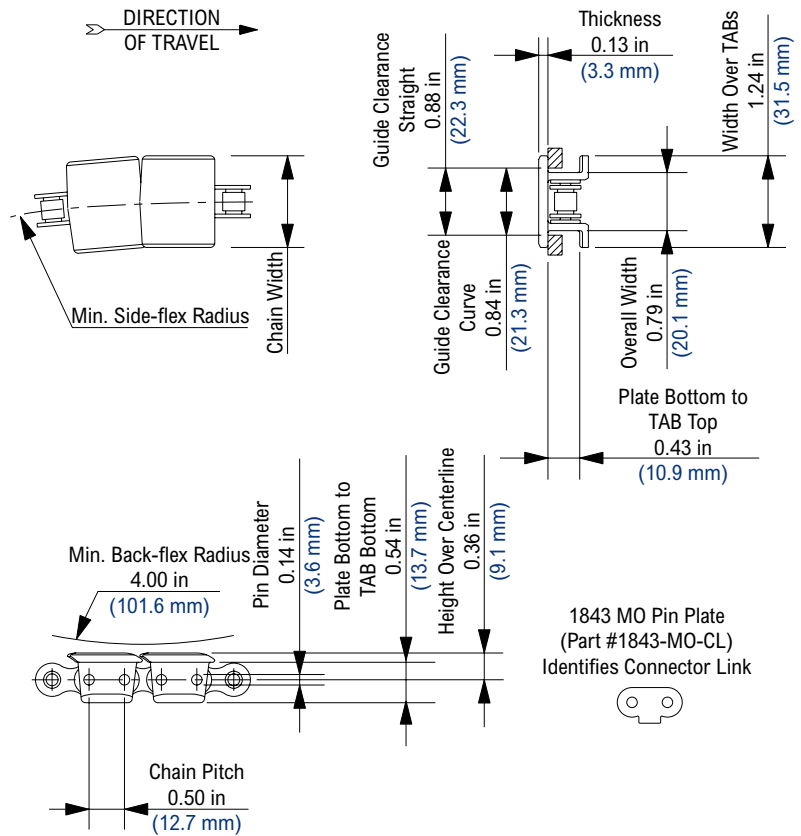


Photo shows 1843 TAB TableTop Chain with top plates molded in Low Friction (LF) material on Stainless Steel (SS) base chain.

### Chain Information

Chain Width	Chain Width		Min. Side-flex Radius		Approximate Weight	
	in	mm	in	mm	lbs/ft	kg/m
1 1/4	1.25	31.8	10.00	254.0	0.54	0.80
1 1/2	1.50	38.1	10.00	254.0	0.56	0.83
2	2.00	50.8	10.00	254.0	0.59	0.88
2 1/4	2.25	57.2	10.00	254.0	0.61	0.91
2 5/8	2.63	66.7	10.00	254.0	0.64	0.95



### Available Materials

Prefix	Top Plate Material	Base Chain Material	Temperature						Chain Strength		FDA Approval
			Fahrenheit			Celsius					
			min	max		min	max				
				dry	wet		dry	wet			
<b>Standard Materials</b>											
BWR	Black Wear Resistant	Stainless Steel	-40	180	NR	-40	82	NR	420	1,868	No
LF	Low Friction	Stainless Steel	-40	180	150	-40	82	66	420	1,868	Yes
<b>Non-Standard Materials</b>											
AS	Anti-Static	Stainless Steel	0	180	NR	-18	82	NR	420	1,868	No
HP	High Performance	Stainless Steel	-40	180	150	-40	82	66	420	1,868	Yes
P	Chemical Resistant	Stainless Steel	0	180	140	-18	82	60	420	1,868	Yes

### Regulatory Information

The Food and Drug Administration (FDA) accepts certain materials for direct food contact. FDA approved material is compliant to FDA 21 CFR § 177. Rexnord, TableTop and HP are trademarks of Rexnord Corporation. All rights reserved.

### Additional Notes

Non-Standard products are non-returnable. Minimum order quantity and additional setup charges may also apply. Stocked in 240 pitch, 10 ft (3.048 m) length strands. Uses 1843 stainless steel (SS) base chain (Part #1843SS-BC). Chain runs on ANSI No. 40 sprockets. Chain strength is listed at room temperature. NR = Not Recommended. For additional material information, see material portfolio.

# 1843 TAB G (S)


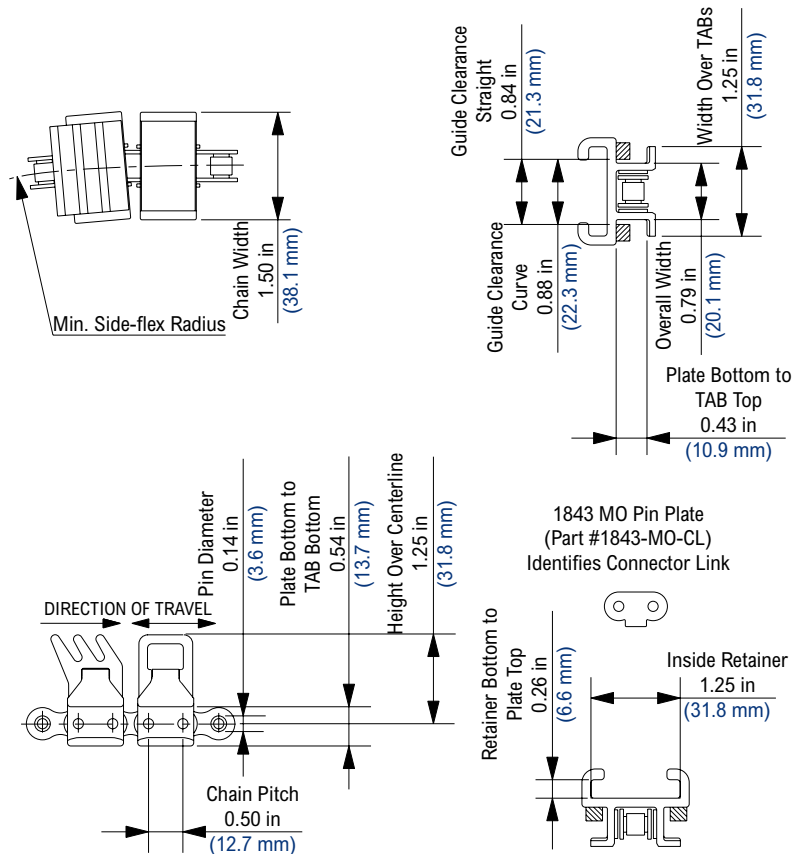


Photo shows 1843 TAB G TableTop chain provided without gripper attachments, with top plates molded in Low Friction (LF) material on carbon steel (S) base chain.

### Chain Information

Chain Width desc	Chain Width		Min. Side-flex Radius		Approximate Weight	
	in	mm	in	mm	lbs/ft	kg/m
1 1/2	1.50	38.1	10.00	254.0	0.82	1.22



### Available Materials

Prefix	Top Plate Material	Base Chain Material	Temperature						Chain Strength		FDA Approval
			Fahrenheit			Celsius					
			min	max		min	max				
				dry	wet		dry	wet			
<b>Standard Materials</b>											
LF	Low Friction	Carbon Steel	-40	180	NR	-40	82	NR	600	2,669	No

### Regulatory Information

Rexnord and TableTop are trademarks of Rexnord Corporation. All rights reserved.

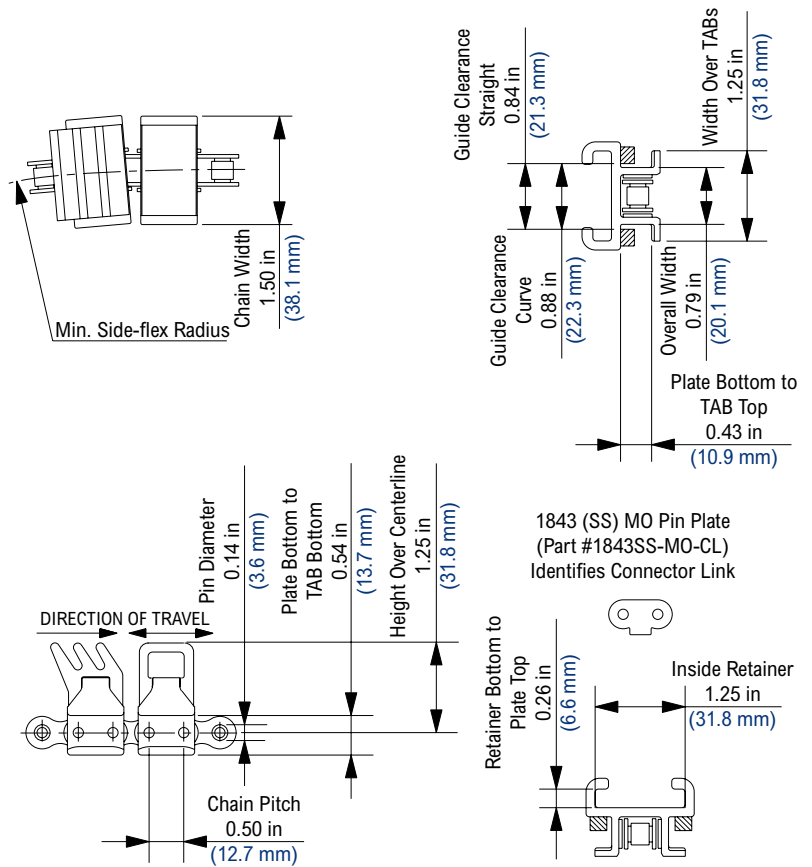
### Additional Notes

- Stocked in 240 pitch, 10 ft (3.048 m) length strands.
- Uses 1843 carbon steel (S) base chain (Part #1843-BC).
- Chain runs on ANSI No. 40 sprockets.
- Can be assembled with "J" or "D" style gripper attachments; see accessories section for more information.
- Chain breakers available.
- Chain strength is listed at room temperature. NR = Not Recommended.
- For additional material information, see material portfolio.

# 1843 TAB G (SS)



Photo shows 1843 TAB G TableTop Chain with Gripper Retainers molded in Low Friction (LF) material on Stainless Steel (SS) base chain.



### Chain Information

Chain Width desc	Chain Width		Min. Side-flex Radius		Approximate Weight	
	in	mm	in	mm	lbs/ft	kg/m
1 1/2	1.50	38.1	10.00	254.0	0.85	1.27

### Available Materials

Prefix	Top Plate Material	Base Chain Material	Temperature						Chain Strength		FDA Approval
			Fahrenheit			Celsius					
			min	max		min	max		lbs	N	
			dry	wet		dry	wet				
<b>Standard Materials</b>											
LF	Low Friction	Stainless Steel	-40	180	150	-40	82	66	420	1,868	Yes

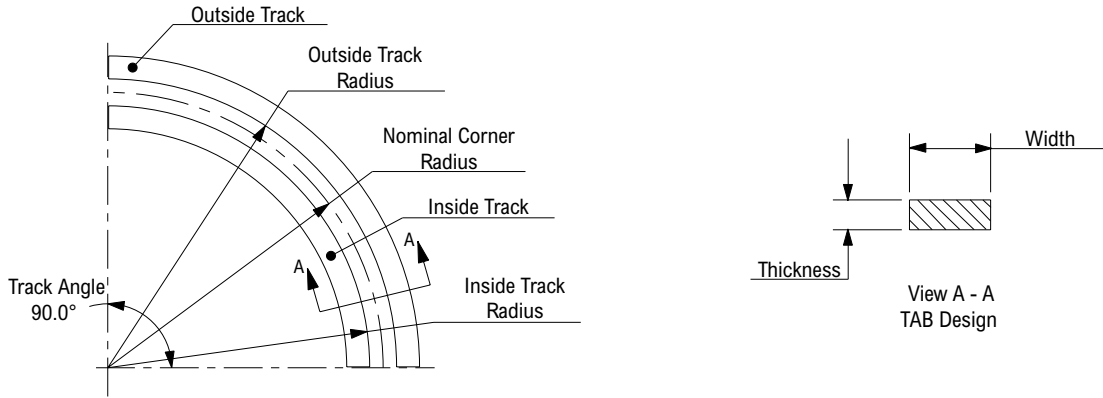
### Regulatory Information

The Food and Drug Administration (FDA) accepts certain materials for direct food contact. FDA approved material is compliant to FDA 21 CFR § 177. Rexnord and TableTop are trademarks of Rexnord Corporation. All rights reserved.

### Additional Notes

- Stocked in 240 pitch, 10 ft (3.048 m) length strands.
- Uses 1843 stainless steel (SS) base chain (Part #1843SS-BC).
- Chain runs on ANSI No. 40 sprockets.
- Can be assembled with "J" or "D" style gripper attachments; see accessories section for more information.
- Chain strength is listed at room temperature. NR = Not Recommended.
- For additional material information, see material portfolio.

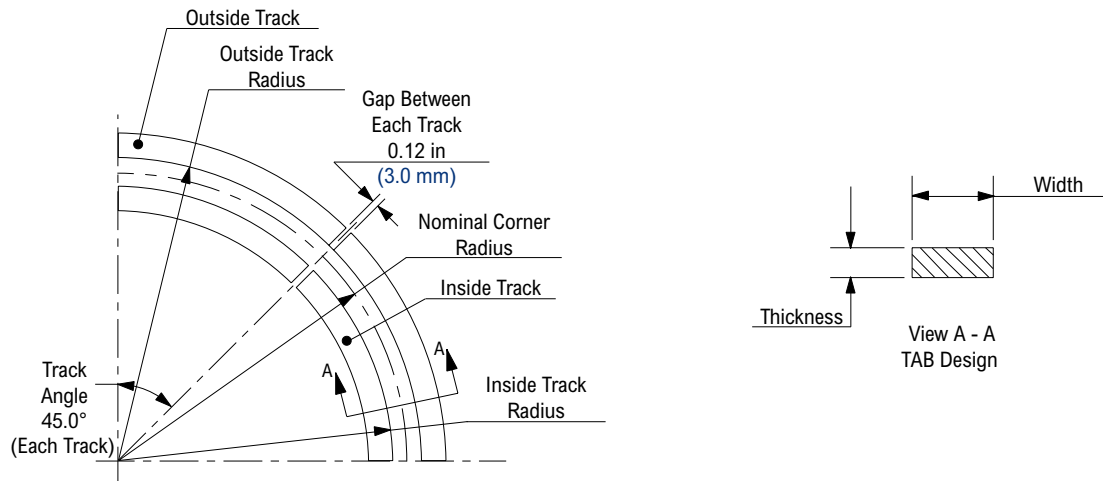




**Corner Track (Two Piece)**

Corner Track Kit Number	Part Number	Accommodates Top Plate Width		Nominal Corner Radius		Inside Track Radius		Outside Track Radius		Thickness		Width		Material	Color	Approximate Corner Track Kit Weight	
		in	mm	in	mm	in	mm	in	mm	in	mm	in	mm			lbs	kg
<b>TAB Design</b>																	
N18R3	10178062	3 1/4	82.6	18.0	457	17.1	434	18.9	480	0.375	10.5	1.50	38.1	Nylatron <sup>†</sup>	Black	1.28	0.58
U18R3	10178904	3 1/4	82.6	18.0	457	17.1	434	18.9	480	0.375	10.5	1.50	38.1	UHMWPE	White	1.28	0.58
ULF18R3	10400636	3 1/4	82.6	18.0	457	17.1	434	18.9	480	0.375	10.5	1.50	38.1	ULF	Brown/Red	1.06	0.48
N24R3	10178064	All	All	24.0	610	23.1	587	24.9	632	0.375	10.5	1.50	38.1	Nylatron <sup>†</sup>	Black	1.71	0.78
U24R3	10178909	All	All	24.0	610	23.1	587	24.9	632	0.375	10.5	1.50	38.1	UHMWPE	White	1.71	0.78
ULF24R3	10400637	All	All	24.0	610	23.1	587	24.9	632	0.375	10.5	1.50	38.1	ULF	Brown/Red	1.41	0.64

Corner track kit supplied as one 90° inside and one 90° outside track, which can be used as either carry or return.

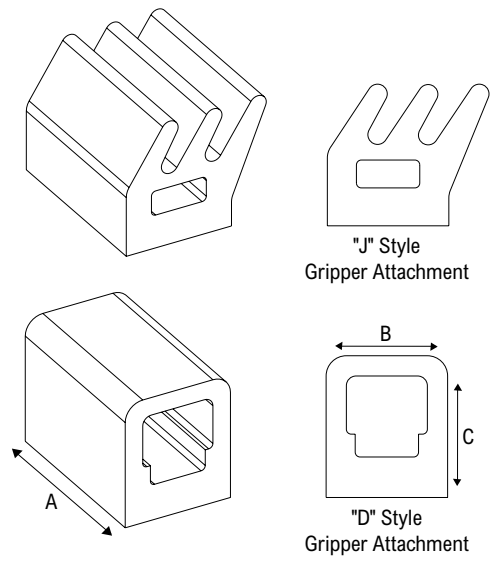


**Corner Track (Four Piece)**

Corner Track Kit Number	Part Number	Accommodates Top Plate Width		Nominal Corner Radius		Inside Track Radius		Outside Track Radius		Thickness		Width		Material	Color	Approximate Corner Track Kit Weight	
		in	mm	in	mm	in	mm	in	mm	in	mm	in	mm			lbs	kg
<b>TAB Design</b>																	
N30R3	10178067	All	All	30.0	762	29.2	742	30.8	782	0.375	10.5	1.50	38.1	Nylatron <sup>†</sup>	Black	2.13	0.97
U30R3	10178911	All	All	30.0	762	29.2	742	30.8	782	0.375	10.5	1.50	38.1	UHMWPE	White	2.13	0.97
ULF30R3	10400638	All	All	30.0	762	29.2	742	30.8	782	0.375	10.5	1.50	38.1	ULF	Brown/Red	1.76	0.80

Corner track kit supplied as two 45° inside and two 45° outside track, which can be used as either carry or return.

<sup>†</sup>Nylatron® is a registered trademark of Quadrant Engineering Plastics Products.



"J" Style  
Gripper Attachment

"D" Style  
Gripper Attachment

**Gripper Attachments**

Part Number	Style	Material	Color	Hardness (Shore A)	"A" Dimension		"B" Dimension		"C" Dimension	
					in	mm	in	mm	in	mm
<b>Standard Grippers</b>										
10075975	D	Neoprene	Black	40	1.23	31.2	0.75	19.1	0.88	22.4
10075977	J	Neoprene	White	40	1.23	31.2	0.75	19.1	0.88	22.4
<b>Made-to-Order Grippers</b>										
10075976	J	Neoprene	Black	40	1.23	31.2	0.75	19.1	0.88	22.4

# 1844 (SS)


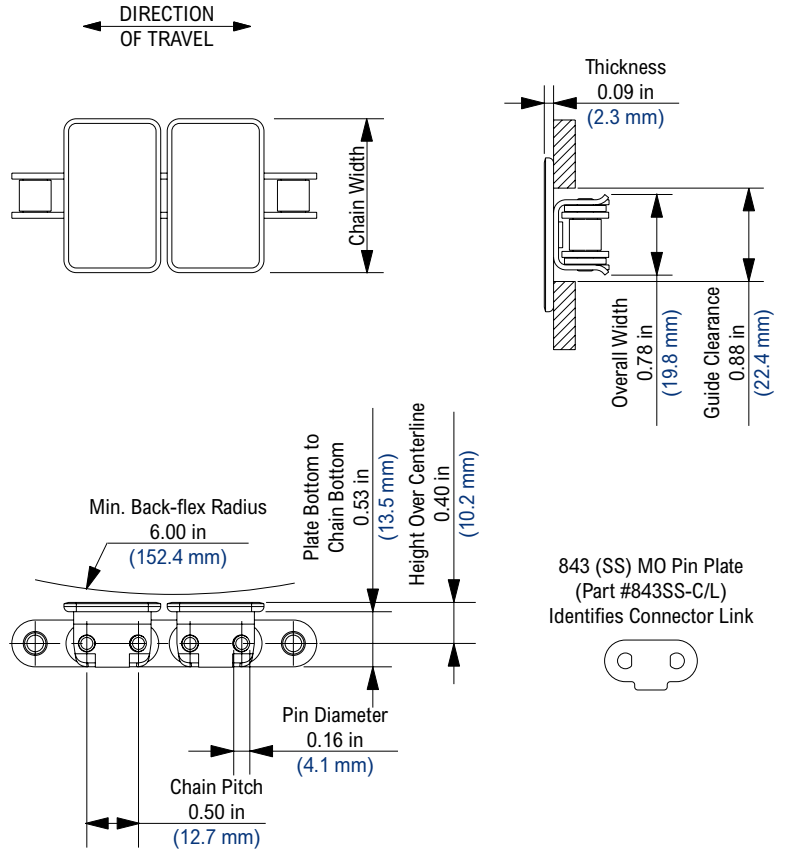


Photo shows 1844 TableTop Chain with Stainless Steel (SS) top plates on Stainless Steel (SS) base chain.

### Chain Information

desc	Chain Width		Min. Side-flex Radius		Approximate Weight	
	in	mm	in	mm	lbs/ft	kg/m
1	1.00	25.4	-	-	0.90	1.34
1 1/4	1.25	31.8	-	-	0.93	1.39
1 1/2	1.50	38.1	-	-	0.96	1.43
2	2.00	50.8	-	-	1.10	1.64



### Available Materials

Prefix	Top Plate Material	Base Chain Material	Temperature						Chain Strength		FDA Approval
			Fahrenheit			Celsius					
			min	max		min	max				
				dry	wet		dry	wet			
<b>Standard Materials</b>											
SS	Stainless Steel	Stainless Steel	-100	800	212	-73	427	100	520	2,313	Yes

### Regulatory Information

Based on the material chemistries, industry standards, and the documentation in the Federal Registry, it is the opinion of Rexnord that the Rexnord TableTop stainless steel chains can be considered GRAS for direct food contact.

Rexnord and TableTop are trademarks of Rexnord Corporation.

All rights reserved.

U.S. Patent: 4096943

### Additional Notes

Stocked in 240 pitch, 10 ft (3.048 m) length strands.

Uses 843 stainless steel (SS) base chain (Part #843SS-BC).

Chain runs on ANSI No. 40 sprockets.

Chain strength is listed at room temperature. NR = Not Recommended.

For additional material information, see material portfolio.

# 1863 TAB (S)


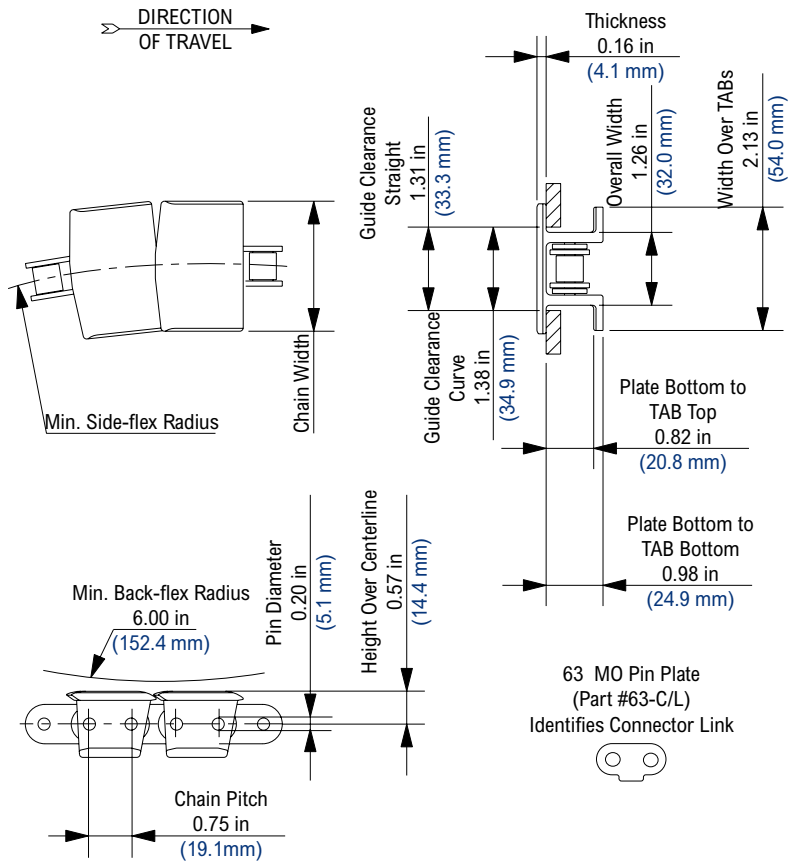


Photo shows 1863 TAB TableTop Chain with top plates molded in Black Wear Resistant (BWR) material on Carbon Steel (S) base chain.



### Chain Information

Chain Width		Min. Side-flex Radius		Approximate Weight		
desc	in	mm	in	mm	lbs/ft	kg/m
2 1/4	2.25	57.2	14.00	355.6	1.34	2.00

### Available Materials

Prefix	Top Plate Material	Base Chain Material	Temperature						Chain Strength		FDA Approval
			Fahrenheit			Celsius					
			min	max		min	max		lbs	N	
			dry	wet	NR	dry	wet				
<b>Standard Materials</b>											
LF	Low Friction	Carbon Steel	-40	180	NR	-40	82	NR	1,000	4,448	No
<b>Non-Standard Materials</b>											
AS	Anti-Static	Carbon Steel	0	180	NR	-18	82	NR	1,000	4,448	No
BWR	Black Wear Resistant	Carbon Steel	-40	180	NR	-40	82	NR	1,000	4,448	No

### Regulatory Information

Rexnord, TableTop and HP are trademarks of Rexnord Corporation.  
All rights reserved.

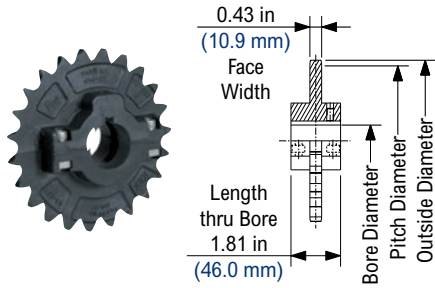
### Additional Notes

Non-Standard products are non-returnable. Minimum order quantity and additional setup charges may also apply.  
Stocked in 160 pitch, 10 ft (3.048 m) length strands.  
Uses 63 carbon steel (S) base chain (Part #63-BC).  
Chain runs on ANSI No. 60 sprockets.  
Chain breakers available.  
For additional material information, see material portfolio.



Part #SK12776

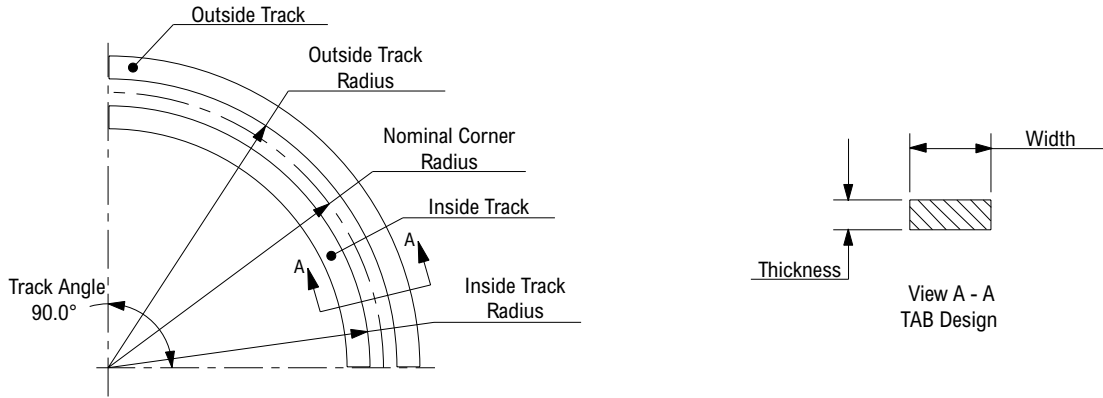
## NS63 Thermoplastic Split Sprocket



### NS63 Thermoplastic Split Sprocket Information

Number of Teeth		Pitch Diameter		Outside Diameter		Bore Diameter (Shaft-Ready)								Bore Diameter (Round)				Approximate Weight			
						Round				Square				in		mm					
						in	mm	in	mm	in	mm	in	mm	min	max	min	max			min	max
actual	effect	in	mm	in	mm	min	max	min	max	min	max	min	max	min	max	min	max	min	max	lbs	kg
23	11 1/2	5.508	139.90	5.91	150.1	1	1 5/8	30	40	-	-	-	-	1	1 5/8	30	40	0.75	0.34		

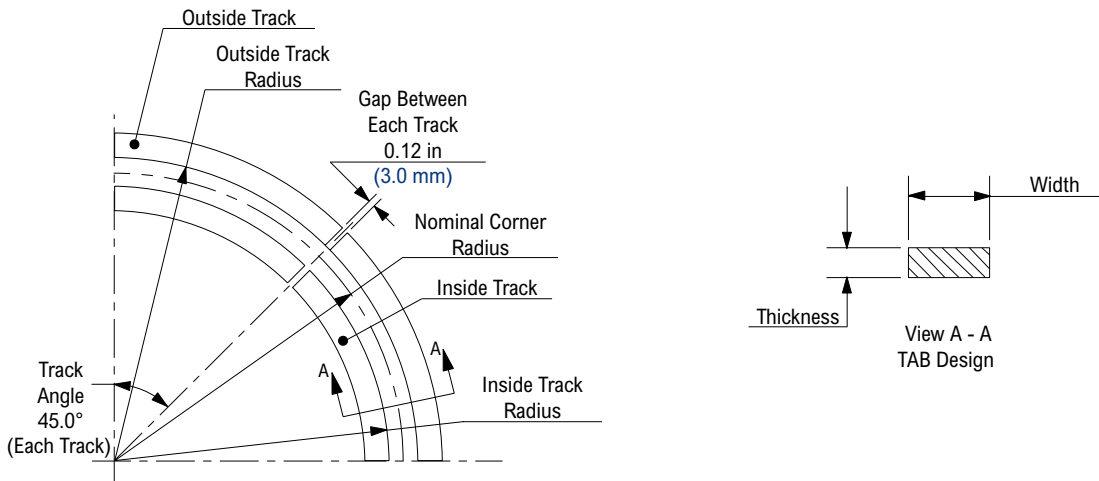
Shaft-ready round bore sprockets are shipped with keyway and setscrew. Metric shaft-ready round bore sprockets are shipped with metric hardware but without set screws. Idler bores are designed to spin freely on the shaft without keyway or setscrews.



**Corner Track (Two Piece)**

Corner Track Kit Number	Part Number	Accommodates Top Plate Width		Nominal Corner Radius		Inside Track Radius		Outside Track Radius		Thickness		Width		Material	Color	Approximate Corner Track Kit Weight	
		in	mm	in	mm	in	mm	in	mm	in	mm	in	mm			lbs	kg
<b>TAB Design</b>																	
U18R6		All	All	18.0	457	17.3	439	18.7	475	0.75	19.1	1.5	38	UHMWPE	White	2.63	1.19
ULF18R6	10400683	All	All	18.0	457	17.3	439	18.7	475	0.75	19.1	1.5	38	ULF	Brown/Red	2.17	0.98
U24R6	10178910	All	All	24.0	610	23.3	592	24.7	627	0.75	19.1	1.5	38	UHMWPE	White	3.51	1.59
ULF24R6	10400684	All	All	24.0	610	23.3	592	24.7	627	0.75	19.1	1.5	38	ULF	Brown/Red	2.89	1.31

Corner track kit supplied as one 90° inside and one 90° outside track, which can be used as either carry or return.



**Corner Track (Four Piece)**

Corner Track Kit Number	Part Number	Accommodates Top Plate Width		Nominal Corner Radius		Inside Track Radius		Outside Track Radius		Thickness		Width		Material	Color	Approximate Corner Track Kit Weight	
		in	mm	in	mm	in	mm	in	mm	in	mm	in	mm			lbs	kg
<b>TAB Design</b>																	
U30R6	10201962	All	All	30.0	762	29.3	744	30.7	780	0.75	19.1	1.5	38	UHMWPE	White	4.38	1.99
ULF30R6	10400685	All	All	30.0	762	29.3	744	30.7	780	0.75	19.1	1.5	38	ULF	Brown/Red	3.60	1.63

Corner track kit supplied as two 45° inside and two 45° outside track, which can be used as either carry or return.



# 1864 (S)


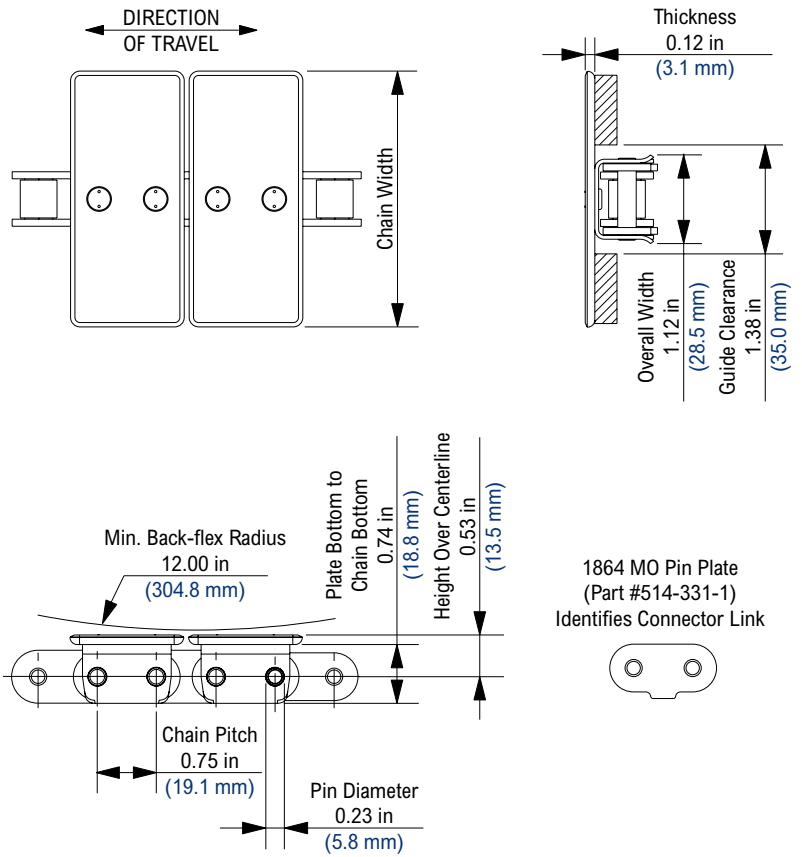


Photo shows 1864 TableTop Chain with Carbon Steel (S) top plates on Carbon Steel (S) base chain.



## Chain Information

desc	Chain Width		Min. Side-flex Radius		Approximate Weight	
	in	mm	in	mm	lbs/ft	kg/m
2 1/4	2.25	57.2	-	-	2.20	3.28
3 1/4	3.25	82.6	-	-	2.50	3.73
4 1/2	4.50	114.3	-	-	2.90	4.32
6	6.00	152.4	-	-	3.50	5.22
7 1/2	7.50	190.5	-	-	4.10	6.11

## Available Materials

Prefix	Top Plate Material	Base Chain Material	Temperature						Chain Strength		FDA Approval
			Fahrenheit			Celsius					
			min	max		min	max				
				dry	wet		dry	wet			
<b>Standard Materials</b>											
AK	Stainless Steel	Carbon Steel	-100	800	NR	-73	427	NR	1,200	5,338	No
S	Carbon Steel	Carbon Steel	-40	350	NR	-40	177	NR	1,200	5,338	No

## Regulatory Information

Rexnord and TableTop are trademarks of Rexnord Corporation.  
 All rights reserved.  
 U.S. Patent: 4096943

## Additional Notes

Stocked in 160 pitch, 10 ft (3.048 m) length strands.  
 Uses 1864 carbon steel (S) base chain (Part #614-90-1).  
 Chain runs on ANSI No. 60 sprockets.  
 Stainless steel (SS) top plates on carbon steel (S) base chain is ordered as 1864AK.  
 Chain breakers available.  
 Chain strength is listed at room temperature.  
 NR = Not Recommended.  
 For additional material information, see material portfolio.



Part #SK12776

# 1864 (SS)


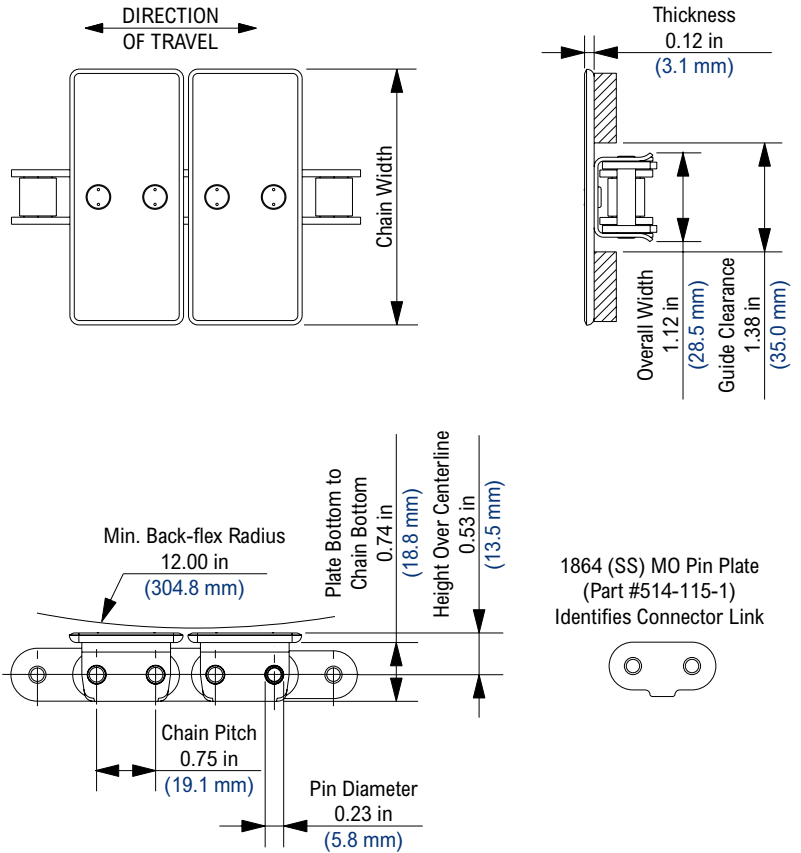


Photo shows 1864 TableTop Chain with Stainless Steel (SS) top plates on Stainless Steel (SS) base chain.



### Chain Information

Chain Width			Min. Side-flex Radius		Approximate Weight	
desc	in	mm	in	mm	lbs/ft	kg/m
2 1/4	2.25	57.2	-	-	2.20	3.28
3 1/4	3.25	82.6	-	-	2.50	3.73
4 1/2	4.50	114.3	-	-	2.90	4.32
6	6.00	152.4	-	-	3.50	5.22
7 1/2	7.50	190.5	-	-	4.10	6.11

### Available Materials

Prefix	Top Plate Material	Base Chain Material	Temperature						Chain Strength		FDA Approval
			Fahrenheit			Celsius					
			min	max		min	max		lbs	N	
				dry	wet		dry	wet			
<b>Standard Materials</b>											
SS	Stainless Steel	Stainless Steel	-100	800	212	-73	427	100	900	4,003	Yes

### Regulatory Information

Based on the material chemistries, industry standards, and the documentation in the Federal Registry, it is the opinion of Rexnord that the Rexnord TableTop stainless steel chains can be considered GRAS for direct food contact.

Rexnord and TableTop are trademarks of Rexnord Corporation.

All rights reserved.

U.S. Patent: 4096943

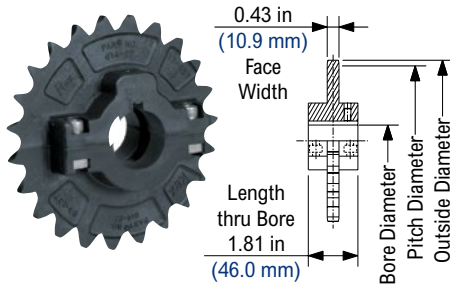
### Additional Notes

- Stocked in 160 pitch, 10 ft (3.048 m) length strands.
- Uses 1864 stainless steel (SS) base chain (Part #614-93-1).
- Chain runs on ANSI No. 60 sprockets.
- Chain breakers available.
- Chain strength is listed at room temperature.
- NR = Not Recommended.
- For additional material information, see material portfolio.



Part #SK12776

## NS63 Thermoplastic Split Sprocket



### NS63 Thermoplastic Split Sprocket Information

Number of Teeth		Pitch Diameter		Outside Diameter		Bore Diameter (Shaft-Ready)								Bore Diameter (Round)				Approximate Weight	
						Round				Square				in		mm			
						min	max	min	max	min	max	min	max	min	max	min	max		
actual	effect	in	mm	in	mm	in	mm	in	mm	in	mm	in	mm	in	mm	in	mm	lbs	kg
23	11 1/2	5.508	139.90	5.91	150.1	1	1 5/8	30	40	-	-	-	-	1	1 5/8	30	40	0.75	0.34

Shaft-ready round bore sprockets are shipped with keyway and setscrew. Metric shaft-ready round bore sprockets are shipped with metric hardware but without set screws. Idler bores are designed to spin freely on the shaft without keyway or setscrews.



# 1873 TAB (S)


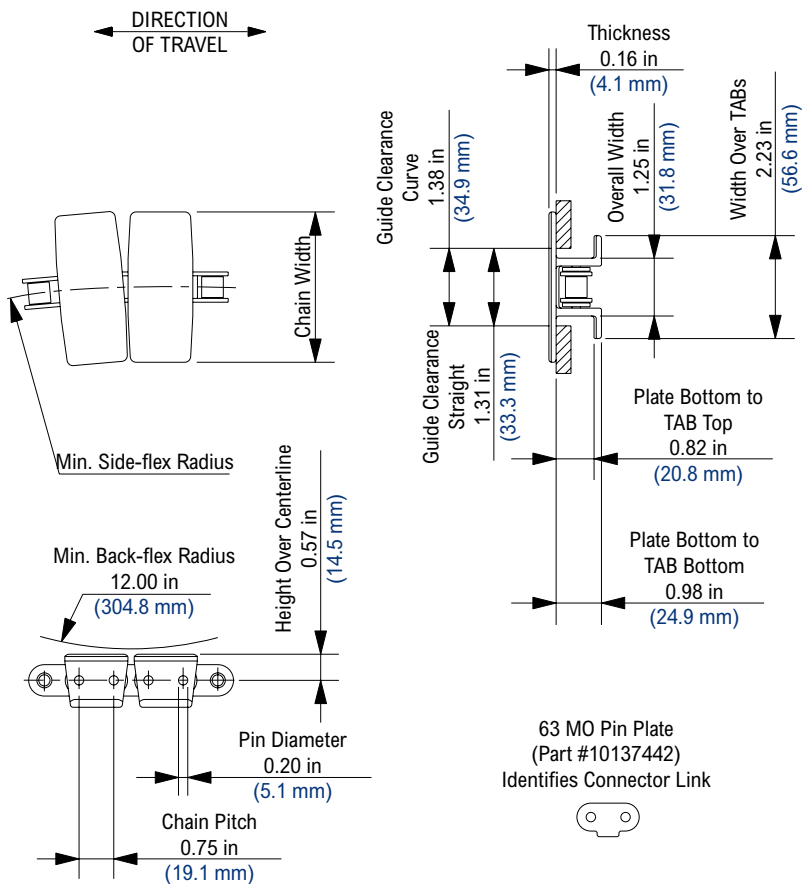


Photo shows 1873 TAB TableTop Chain with top plates molded in Low Friction (LF) material on Carbon Steel (S) base chain.

### Chain Information

Chain Width desc	Chain Width		Min. Side-flex Radius		Approximate Weight	
	in	mm	in	mm	lbs/ft	kg/m
2 1/4	2.25	57.2	14.00	355.6	1.34	2.00
3 1/4	3.25	82.6	14.00	355.6	1.41	2.10
4 1/2	4.50	114.3	14.00	355.6	1.52	2.26
6	6.00	152.4	18.00	457.2	1.62	2.41
7 1/2	7.50	190.5	18.00	457.2	1.72	2.56
10	10.00	254.0	18.00	457.2	1.87	2.79
12	12.00	304.8	24.00	609.6	2.02	3.01



### Available Materials

Prefix	Top Plate Material	Base Chain Material	Temperature						Chain Strength		FDA Approval
			Fahrenheit			Celsius			lbs	N	
			min	max		min	max				
			dry	wet	NR	min	dry	wet			
<b>Standard Materials</b>											
HP	High Performance	Carbon Steel	-40	180	NR	-40	82	NR	1,000	4,448	No
LF	Low Friction	Carbon Steel	-40	180	NR	-40	82	NR	1,000	4,448	No
PS	Platinum Series	Carbon Steel	-40	180	NR	-40	82	NR	1,000	4,448	No
<b>Non-Standard Materials</b>											
DUV	Plain Acetal Ultraviolet Resistant	Carbon Steel	0	180	NR	-18	82	NR	1,000	4,448	No
HS	Heat Stabilized	Carbon Steel	-40	220	NR	-40	104	NR	1,000	4,448	No

### Regulatory Information

Rexnord, TableTop, Platinum Series, HP and PS are trademarks of Rexnord Corporation.  
All rights reserved.

### Additional Notes

Non-Standard products are non-returnable. Minimum order quantity and additional setup charges may also apply.  
Stocked in 160 pitch, 10 ft (3.048 m) length strands.  
Uses 63 carbon steel (S) base chain (Part #63-BC).  
Chain runs on ANSI No. 60 sprockets.  
Chain breakers available.  
Chain strength is listed at room temperature.  
NR = Not Recommended.  
For additional material information, see material portfolio.



Part #SK12776

# 1873 TAB (SS)


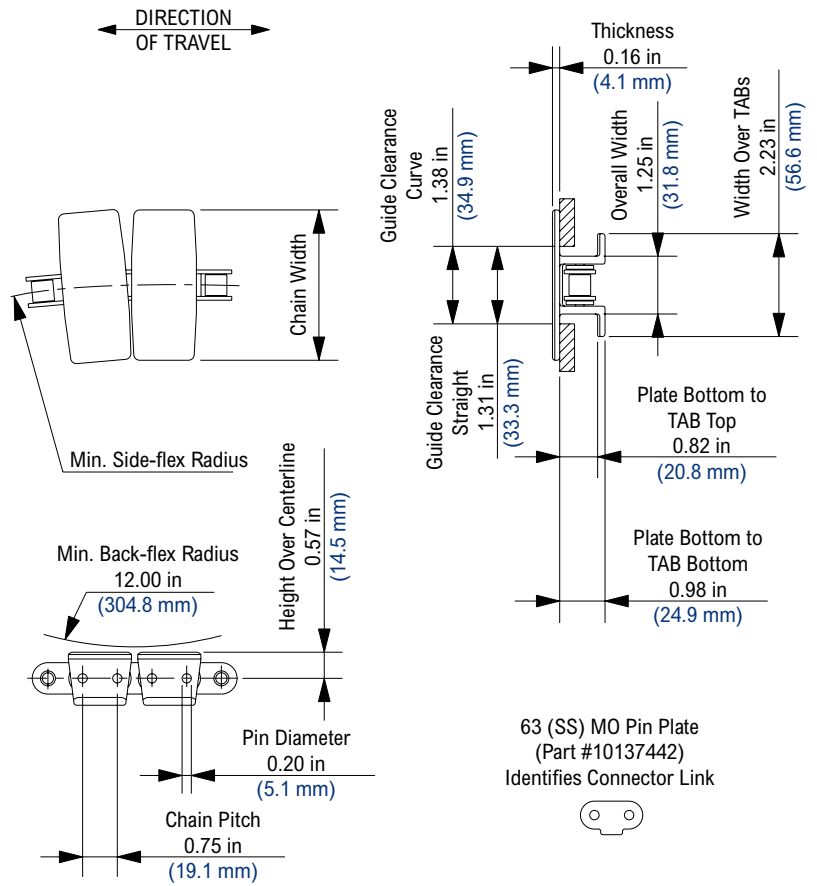


Photo shows 1873 TAB TableTop Chain with top plates molded in Low Friction (LF) material on Stainless Steel (SS) base chain.

### Chain Information

Chain Width desc	Chain Width		Min. Side-flex Radius		Approximate Weight	
	in	mm	in	mm	lbs/ft	kg/m
2 1/4	2.25	57.2	14.00	355.6	1.34	2.00
3 1/4	3.25	82.6	14.00	355.6	1.41	2.10
4 1/2	4.50	114.3	14.00	355.6	1.52	2.26
6	6.00	152.4	18.00	457.2	1.62	2.41
7 1/2	7.50	190.5	18.00	457.2	1.72	2.56
10	10.00	254.0	18.00	457.2	1.87	2.79
12	12.00	304.8	24.00	609.6	2.02	3.01



### Available Materials

Prefix	Top Plate Material	Base Chain Material	Temperature						Chain Strength		FDA Approval
			Fahrenheit			Celsius					
			min	max		min	max		lbs	N	
				dry	wet		dry	wet			
<b>Standard Materials</b>											
HP	High Performance	Stainless Steel	-40	180	150	-40	82	66	750	3,336	Yes
LF	Low Friction	Stainless Steel	-40	180	150	-40	82	66	750	3,336	Yes
PS	Platinum Series	Stainless Steel	-40	180	150	-40	82	66	750	3,336	Yes
<b>Non-Standard Materials</b>											
DUV	Plain Acetal Ultraviolet Resistant	Stainless Steel	0	180	150	-18	82	66	750	3,336	No
HS	Heat Stabilized	Stainless Steel	-40	220	212	-40	104	100	750	3,336	No

### Regulatory Information

The Food and Drug Administration (FDA) accepts certain materials for direct food contact. FDA approved material is compliant to FDA 21 CFR § 177. Rexnord, TableTop, Platinum Series, HP and PS are trademarks of Rexnord Corporation. All rights reserved.

### Additional Notes

Non-Standard products are non-returnable. Minimum order quantity and additional setup charges may also apply. Stocked in 160 pitch, 10 ft (3.048 m) length strands. Uses 63 stainless steel (SS) base chain (Part #63SS-BC). Chain runs on ANSI No. 60 sprockets. Chain breakers available. Chain strength is listed at room temperature. NR = Not Recommended. For additional material information, see material portfolio.



Part #SK12776



# 1873 TAB G (S)


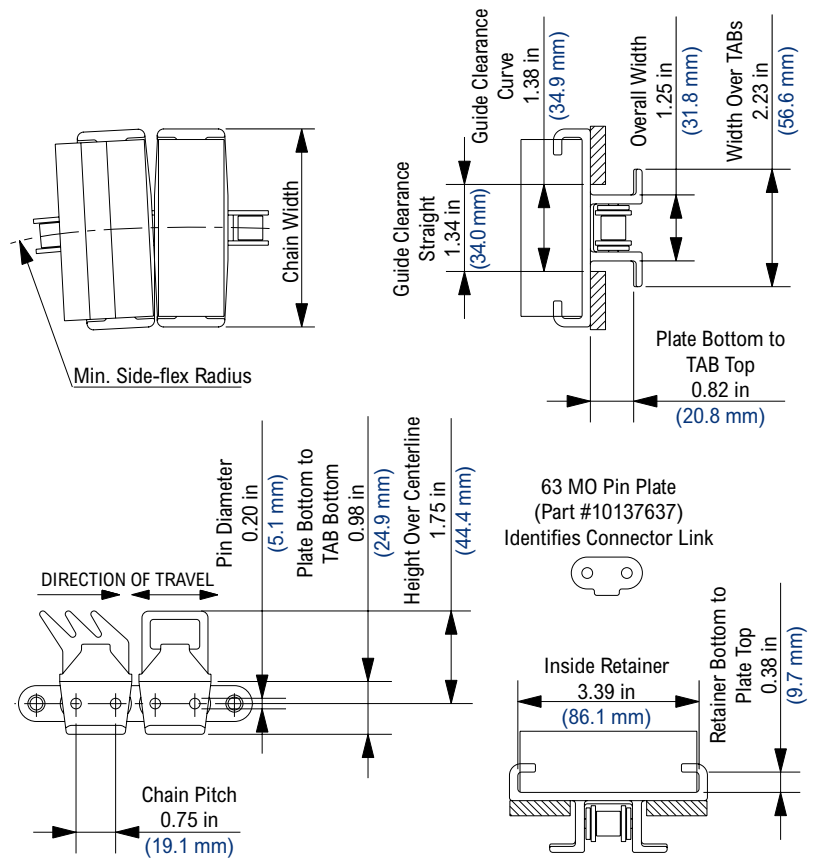


Photo shows 1873 TAB G TableTop Chain with Gripper Retainers molded in Low Friction (LF) material on Carbon Steel (S) base chain.

### Chain Information

Chain Width desc	Chain Width		Min. Side-flex Radius		Approximate Weight	
	in	mm	in	mm	lbs/ft	kg/m
3 3/4	3.75	95.3	15.00	381.0	1.50	2.24



### Available Materials

Prefix	Top Plate Material	Base Chain Material	Temperature						Chain Strength		FDA Approval
			Fahrenheit			Celsius			lbs	N	
			min	max		min	max				
<b>Standard Materials</b>											
HP	High Performance	Carbon Steel	-40	180	NR	-40	82	NR	1,000	4,448	No
HS	Heat Stabilized	Carbon Steel	-40	220	NR	-40	104	NR	1,000	4,448	No
LF	Low Friction	Carbon Steel	-40	180	150	-40	82	66	1,000	4,448	No
PS	Platinum Series	Carbon Steel	-40	180	NR	-40	82	NR	1,000	4,448	No
<b>Non-Standard Materials</b>											
WX	Green Abrasion Resistant Polyamide	Carbon Steel	-40	220	NR	-40	104	NR	1,000	4,448	No

### Regulatory Information

Rexnord, TableTop, Platinum Series, HP and PS are trademarks of Rexnord Corporation.

All rights reserved.

U.S. Patents: 4629063, 4809846, 5219065

### Additional Notes

Non-Standard products are non-returnable. Minimum order quantity and additional setup charges may also apply.

Stocked in 160 pitch, 10 ft (3.048 m) length strands.

Uses 63 carbon steel (S) base chain (Part #63-BC).

Chain runs on ANSI No. 60 sprockets.

Chain breakers available.

Chain strength is listed at room temperature.

NR = Not Recommended.

For additional material information, see material portfolio.



Part #SK12776

# 1873 TAB G (SS)


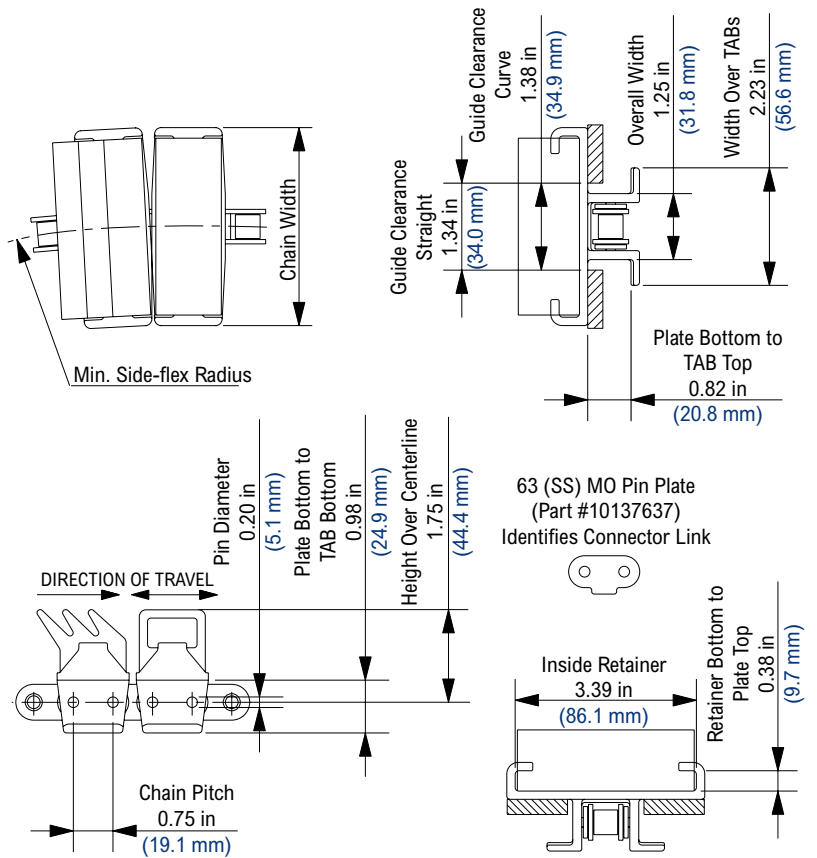


Photo shows 1873 TAB G TableTop Chain with Gripper Retainers molded in High Performance (HP) material on Stainless Steel (SS) base chain.

### Chain Information

Chain Width desc	Chain Width		Min. Side-flex Radius		Approximate Weight	
	in	mm	in	mm	lbs/ft	kg/m
3 3/4	3.75	95.3	15.00	381.0	1.50	2.24



### Available Materials

Prefix	Top Plate Material	Base Chain Material	Temperature						Chain Strength		FDA Approval
			Fahrenheit			Celsius					
			min	max		min	max		lbs	N	
			dry	wet		dry	wet				
<b>Standard Materials</b>											
HP	High Performance	Stainless Steel	-40	180	150	-40	82	66	750	3,336	Yes
HS	Heat Stabilized	Stainless Steel	-40	220	212	-40	104	100	750	3,336	No
LF	Low Friction	Stainless Steel	-40	180	150	-40	82	66	750	3,336	Yes
PS	Platinum Series	Stainless Steel	-40	180	150	-40	82	66	750	3,336	Yes
<b>Non-Standard Materials</b>											
WX	Green Abrasion Resistant Polyamide	Stainless Steel	-40	220	NR	-40	104	NR	750	3,336	No

### Regulatory Information

The Food and Drug Administration (FDA) accepts certain materials for direct food contact. FDA approved material is compliant to FDA 21 CFR § 177.

Rexnord, TableTop, Platinum Series, HP and PS are trademarks of Rexnord Corporation.

All rights reserved.

U.S. Patents: 4629063, 4809846, 5219065

### Additional Notes

Non-Standard products are non-returnable. Minimum order quantity and additional setup charges may also apply.

Stocked in 160 pitch, 10 ft (3.048 m) length strands.

Uses 63 stainless steel (SS) base chain (Part #63SS-BC).

Chain runs on ANSI No. 60 sprockets.

Chain breakers available.

Chain strength is listed at room temperature.

NR = Not Recommended.

For additional material information, see material portfolio.



Part #SK12776

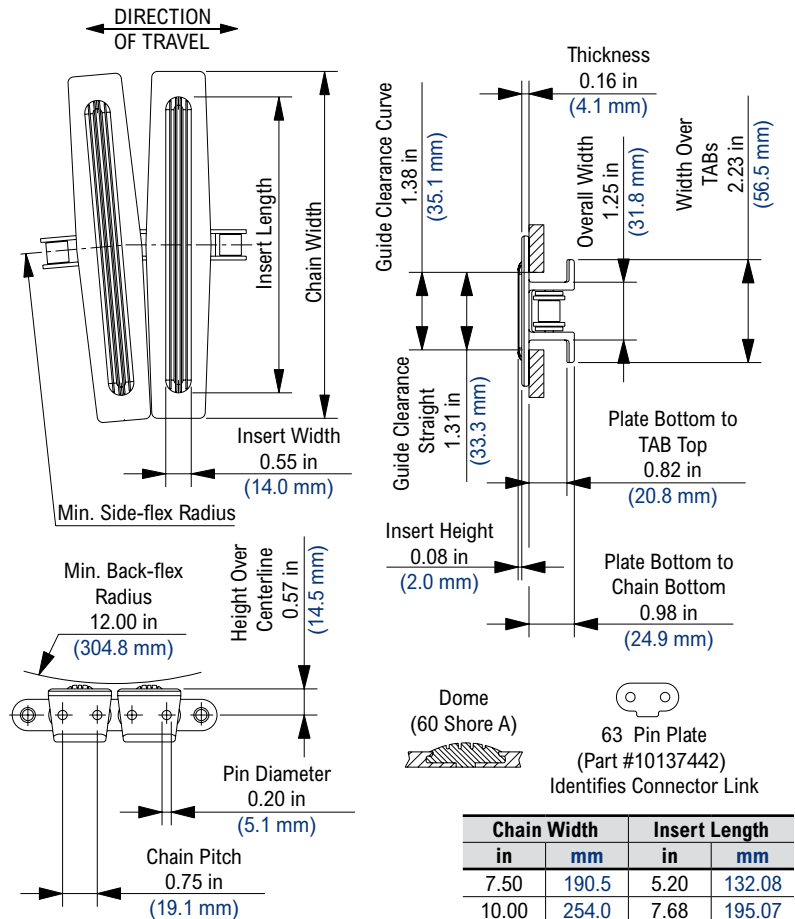
# 1873 TAB (S) SuperGrip



Photo shows 1873 TAB SuperGrip TableTop Chain with High Friction Inserts and top plates molded in Low Friction (LF) material on Carbon Steel (S) base chain.

## Chain Information

Chain Width		Min. Side-flex Radius		Approximate Weight		
desc	in	mm	in	mm	lbs/ft	kg/m
7 1/2	7.50	190.5	18.00	457.2	1.72	2.56
10	10.00	254.0	18.00	457.2	1.87	2.79
12	12.00	304.8	24.00	609.6	2.02	3.01



Chain Width		Insert Length	
in	mm	in	mm
7.50	190.5	5.20	132.08
10.00	254.0	7.68	195.07
12.00	304.8	9.65	245.11

## Available Materials

Prefix	Top Plate Material	Base Chain Material	Temperature						Chain Strength		FDA Approval
			Fahrenheit			Celsius					
			min	max		min	max		lbs	N	
<b>Standard Materials</b>											
LF	Low Friction	Carbon Steel	-40	180	NR	-40	82	NR	1,000	4,448	No
<b>Non-Standard Materials</b>											
HP	High Performance	Stainless Steel	-40	180	150	-40	82	66	1,000	4,448	Yes

## Regulatory Information

The Food and Drug Administration (FDA) accepts certain materials for direct food contact. FDA approved material is compliant to FDA 21 CFR § 177. Rexnord, TableTop and HP are trademarks of Rexnord Corporation. All rights reserved.

## Additional Notes

Stocked in 160 pitch, 10 ft (3.048 m) length strands. Uses 63 carbon steel (S) base chain (Part #63-BC). Chain runs on ANSI No. 60 sprockets. Chain breakers available. 3.25 in (82.6 mm) and 4.50 in (114.3 mm) widths are available by cutting 7.50 in (190.5 mm) links. Thermoplastic pins are available upon request. Chain Load Ratings are listed at room temperature. NR = Not Recommended.

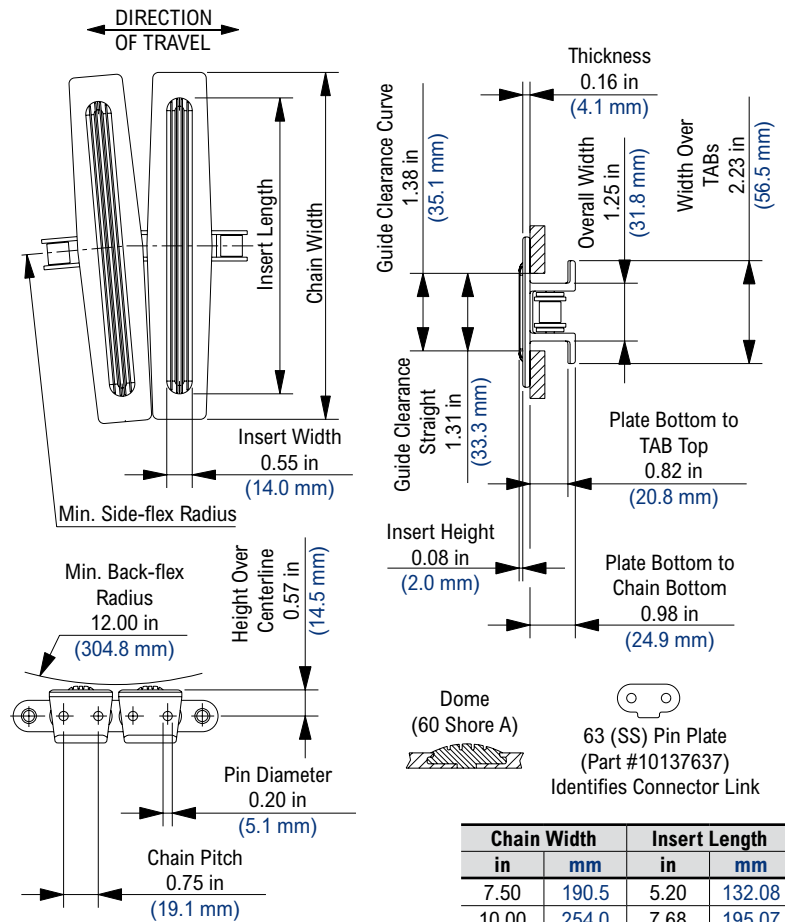


Part #SK12776

# 1873 TAB (SS) SuperGrip



Photo shows 1873 TAB SuperGrip TableTop Chain with High Friction Inserts and top plates molded in Low Friction (LF) material on Carbon Steel (S) base chain.



### Chain Information

Chain Width desc	Chain Width		Min. Side-flex Radius		Approximate Weight	
	in	mm	in	mm	lbs/ft	kg/m
7 1/2	7.50	190.5	18.00	457.2	1.72	2.56
10	10.00	254.0	18.00	457.2	1.72	2.56
12	12.00	304.8	24.00	609.6	2.02	3.01

### Available Materials

Prefix	Top Plate Material	Base Chain Material	Temperature						Chain Strength		FDA Approval
			Fahrenheit			Celsius					
			min	max		min	max		lbs	N	
			dry	wet		dry	wet				
<b>Standard Materials</b>											
LF	Low Friction	Stainless Steel	-40	180	150	-40	82	66	750	3,336	Yes
<b>Non-Standard Materials</b>											
HP	High Performance	Stainless Steel	-40	180	150	-40	82	66	750	3,336	Yes

### Regulatory Information

The Food and Drug Administration (FDA) accepts certain materials for direct food contact. FDA approved material is compliant to FDA 21 CFR § 177. Rexnord and TableTop are trademarks of Rexnord Corporation. All rights reserved.

### Additional Notes

Stocked in 160 pitch, 10 ft (3.048 m) length strands.  
 Uses 63 stainless steel (SS) base chain (Part #63SS-BC).  
 Chain runs on ANSI No. 60 sprockets.  
 Chain breakers available.  
 3.25 in (82.6 mm) and 4.50 in (114.3 mm) widths are available by cutting 7.50 in (190.5 mm) links.  
 Chain strength is listed at room temperature.  
 NR = Not Recommended.  
 For additional material information, see material portfolio.



Part #SK12776

# 1873 TAB (SS) RubberTop


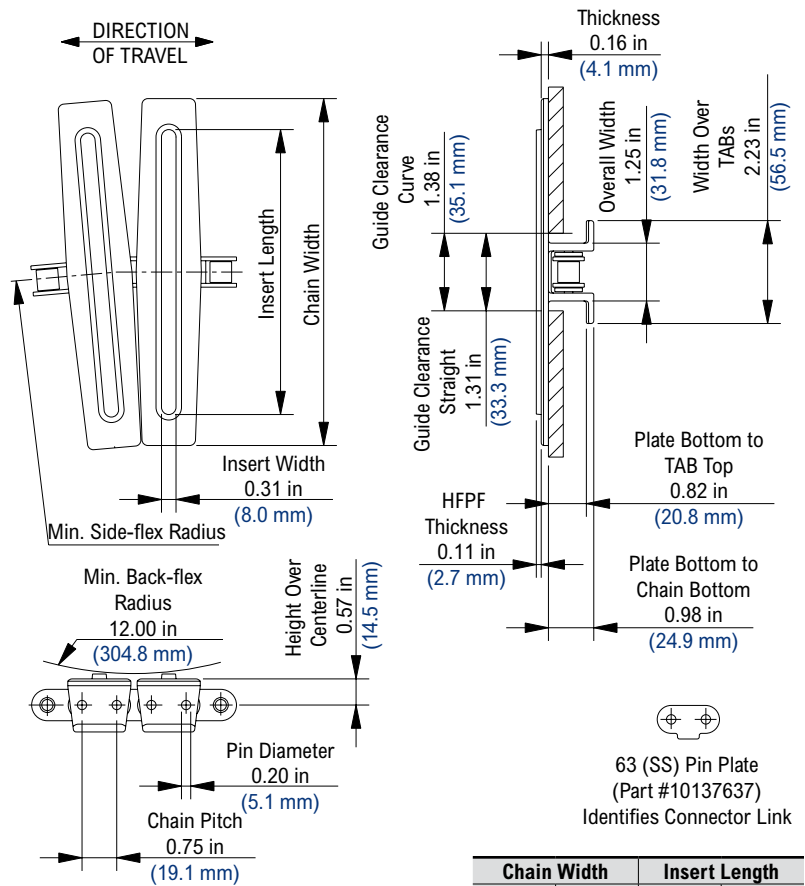


Photo shows 1873 TAB RubberTop TableTop Chain with High Friction Inserts and top plates molded in Low Friction (LF) material on Stainless Steel (SS) base chain.

### Chain Information

Chain Width desc	Chain Width		Min. Side-flex Radius		Approximate Weight	
	in	mm	in	mm	lbs/ft	kg/m
7 1/2	7.50	190.5	18.00	457.2	1.72	2.56



Chain Width		Insert Length	
in	mm	in	mm
7.50	190.5	7.05	179.07

### Available Materials

Prefix	Top Plate Material	Base Chain Material	Temperature						Chain Strength		FDA Approval
			Fahrenheit			Celsius					
			min	max		min	max		lbs	N	
<b>Standard Materials</b>											
LF	Low Friction	Stainless Steel	-40	180	150	-40	82	66	750	3,336	Yes
<b>Non-Standard Materials</b>											
HP	High Performance	Stainless Steel	-40	180	150	-40	82	66	750	3,336	Yes

### Regulatory Information

The Food and Drug Administration (FDA) accepts certain materials for direct food contact. FDA approved material is compliant to FDA 21 CFR § 177. Rexnord and TableTop are trademarks of Rexnord Corporation. All rights reserved.

### Additional Notes

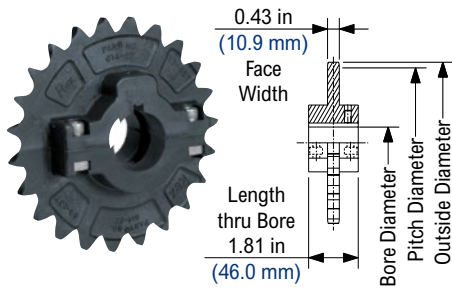
Stocked in 160 pitch, 10 ft (3.048 m) length strands.  
 Uses 63 stainless steel (SS) base chain (Part #63SS-BC).  
 Chain runs on ANSI No. 60 sprockets.  
 Chain breakers available.  
 Chain strength is listed at room temperature.  
 NR = Not Recommended.  
 For additional material information, see material portfolio.



Part #SK12776



## NS63 Thermoplastic Split Sprocket

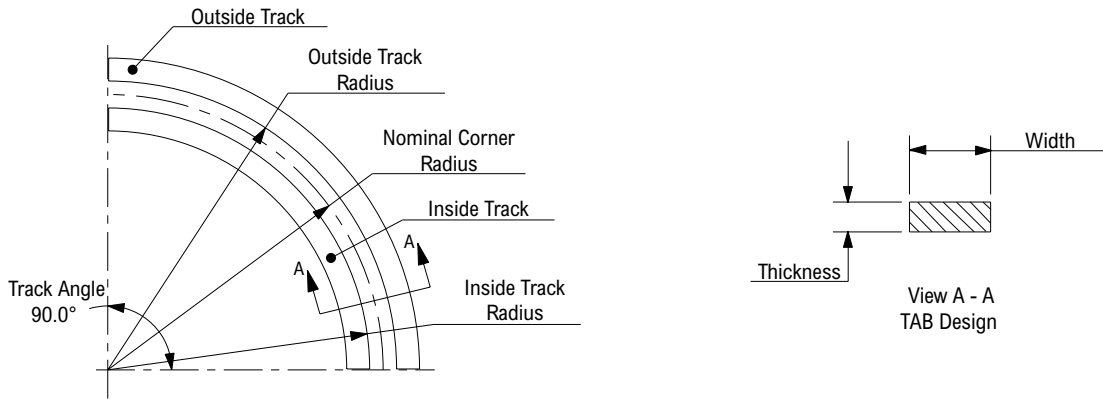


## NS63 Thermoplastic Split Sprocket Information

Number of Teeth		Pitch Diameter		Outside Diameter		Bore Diameter (Shaft-Ready)								Bore Diameter (Round)				Approximate Weight		
						Round				Square				in		mm				
						min	max	min	max	min	max	min	max	min	max	min	max			min
actual	effect	in	mm	in	mm														lbs	kg
23	11 1/2	5.508	139.90	5.91	150.1	1	1 5/8	30	40	-	-	-	-	1	1 5/8	30	40	0.75	0.34	

Shaft-ready round bore sprockets are shipped with keyway and setscrew. Metric shaft-ready round bore sprockets are shipped with metric hardware but without set screws. Idler bores are designed to spin freely on the shaft without keyway or setscrews.

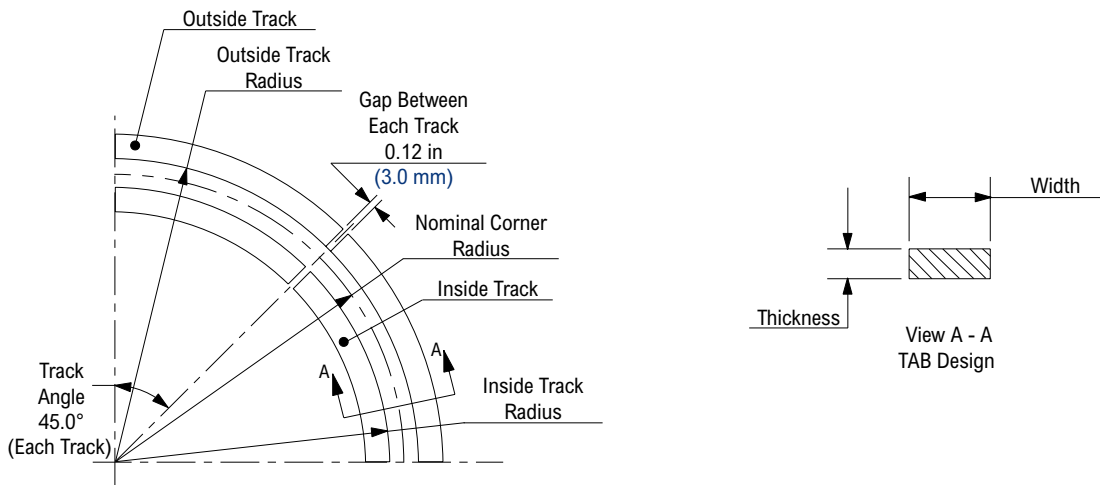




**Corner Track (Two Piece)**

Corner Track Kit Number	Part Number	Accommodates Top Plate Width		Nominal Corner Radius		Inside Track Radius		Outside Track Radius		Thickness		Width		Material	Color	Approximate Corner Track Kit Weight	
		in	mm	in	mm	in	mm	in	mm	in	mm	in	mm			lbs	kg
<b>TAB Design</b>																	
U18R6		All	All	18.0	457	17.3	439	18.7	475	0.75	19.1	1.50	38.1	UHMWPE	White	2.63	1.19
ULF18R6	10400683	All	All	18.0	457	17.3	439	18.7	475	0.75	19.1	1.50	38.1	ULF	Brown/Red	2.17	0.98
U24R6	10178910	All	All	24.0	610	23.3	592	24.7	627	0.75	19.1	1.50	38.1	UHMWPE	White	3.51	1.59
ULF24R6	10400684	All	All	24.0	610	23.3	592	24.7	627	0.75	19.1	1.50	38.1	ULF	Brown/Red	2.89	1.31

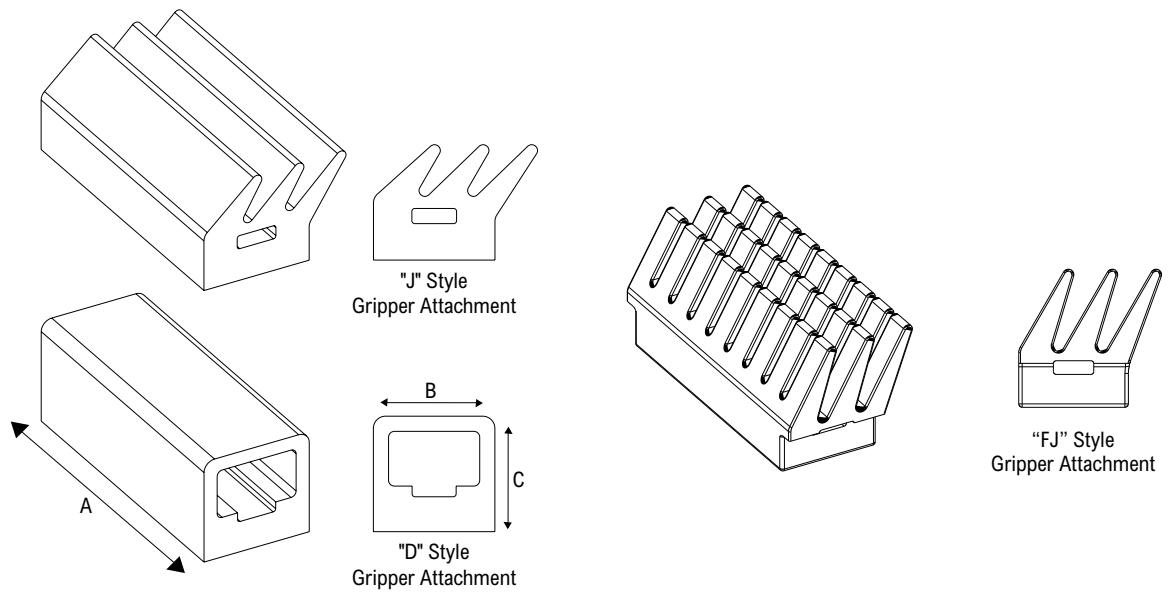
Corner track kit supplied as one 90° inside and one 90° outside track, which can be used as either carry or return.



**Corner Track (Four Piece)**

Corner Track Kit Number	Part Number	Accommodates Top Plate Width		Nominal Corner Radius		Inside Track Radius		Outside Track Radius		Thickness		Width		Material	Color	Approximate Corner Track Kit Weight	
		in	mm	in	mm	in	mm	in	mm	in	mm	in	mm			lbs	kg
<b>TAB Design</b>																	
U30R6	10201962	All	All	30.0	762	29.3	744	30.7	780	0.75	19.1	1.50	38.1	UHMWPE	White	4.38	1.99
ULF30R6	10400685	All	All	30.0	762	29.3	744	30.7	780	0.75	19.1	1.50	38.1	ULF	Brown/Red	3.60	1.63

Corner track kit supplied as two 45° inside and two 45° outside track, which can be used as either carry or return.



**Gripper Attachments**

Part Number	Style	Material	Color	Hardness (Shore A)	"A" Dimension		"B" Dimension		"C" Dimension	
					in	mm	in	mm	in	mm
<b>Standard Grippers</b>										
10075338	D	Neoprene	Black	40	3.35	85.1	1.25	31.8	1.19	30.2
10075339	D	Neoprene	White	40	3.35	85.1	1.25	31.8	1.19	30.2
10075340	D	Neoprene	Black	60	3.35	85.1	1.25	31.8	1.19	30.2
10075341	D	EPDM	White	50	3.35	85.1	1.25	31.8	1.19	30.2
10075343	D	EPDM	Black	50	3.35	85.1	1.25	31.8	1.19	30.2
10075608	J	Neoprene	Black	40	3.35	85.1	1.25	31.8	1.19	30.2
10075609	J	Neoprene	White	50	3.35	85.1	1.25	31.8	1.19	30.2
10075610	J	EPDM	White	80	3.35	85.1	1.25	31.8	1.19	30.2
10075611	J	EPDM	White	50	3.35	85.1	1.25	31.8	1.19	30.2
10074926	FJ	Neoprene	Black	40	3.68	93.5	1.69	42.9	1.58	40.1

**Regulatory Information**

U.S. Patent: 9840370

# 1874 TAB (S)


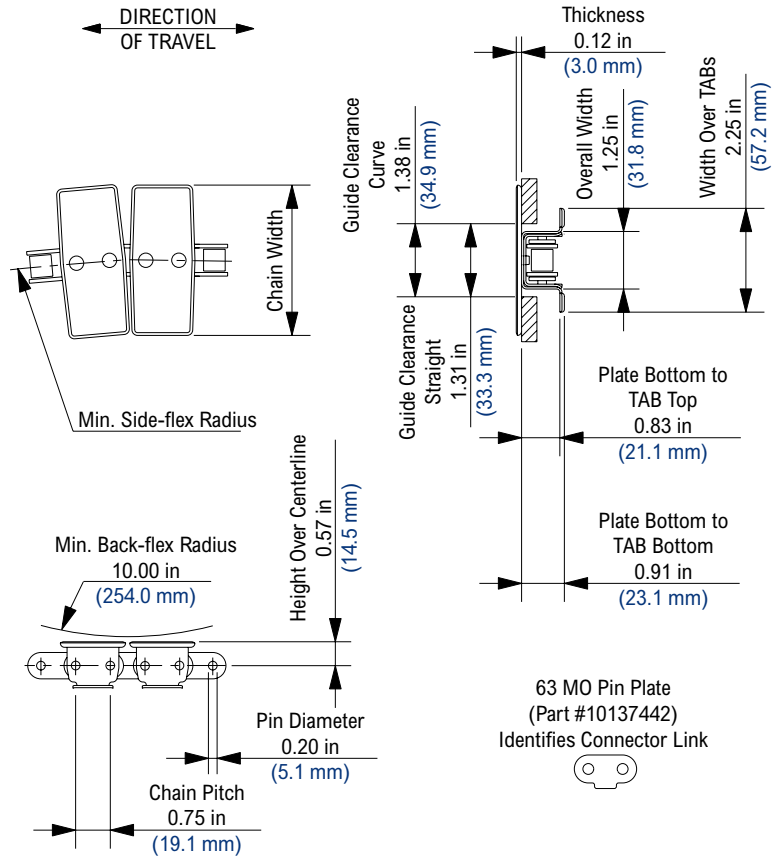


Photo shows 1874 TAB TableTop Chain with Carbon Steel (S) top plates on Carbon Steel (S) base chain.

### Chain Information

Chain Width desc	Chain Width		Min. Side-flex Radius		Approximate Weight	
	in	mm	in	mm	lbs/ft	kg/m
2 1/4	2.25*	57.2	15.00	381.0	1.94	2.89
3 1/4	3.25	82.6	15.00	381.0	2.80	4.17
4 1/2	4.50	114.3	15.00	381.0	3.20	4.77
6	6.00	152.4	18.00	457.2	3.80	5.66
7 1/2	7.50	190.5	24.00	609.6	4.30	6.41



### Available Materials

Prefix	Top Plate Material	Base Chain Material	Temperature						Chain Strength		FDA Approval
			Fahrenheit			Celsius					
			min	max		min	max				
				dry	wet		dry	wet			
<b>Standard Materials</b>											
S	Carbon Steel	Carbon Steel	-40	350	NR	-40	177	NR	1,000	4,448	No

### Regulatory Information

The Food and Drug Administration (FDA) accepts certain materials for direct food contact. FDA approved material is compliant to FDA 21 CFR § 177. Rexnord and TableTop are trademarks of Rexnord Corporation. All rights reserved. U.S. Patent: 4096943

### Additional Notes

Stocked in 160 pitch, 10 ft (3.048 m) length strands. Uses 63 stainless steel (SS) base chain (Part #63SS-BC). Chain runs on ANSI No. 60 sprockets. Chain breakers available. \* 1874AK2-1/4 is available on a made-to-order basis. Chain strength is listed at room temperature. NR = Not Recommended. For additional material information, see material portfolio.



Part #SK12776

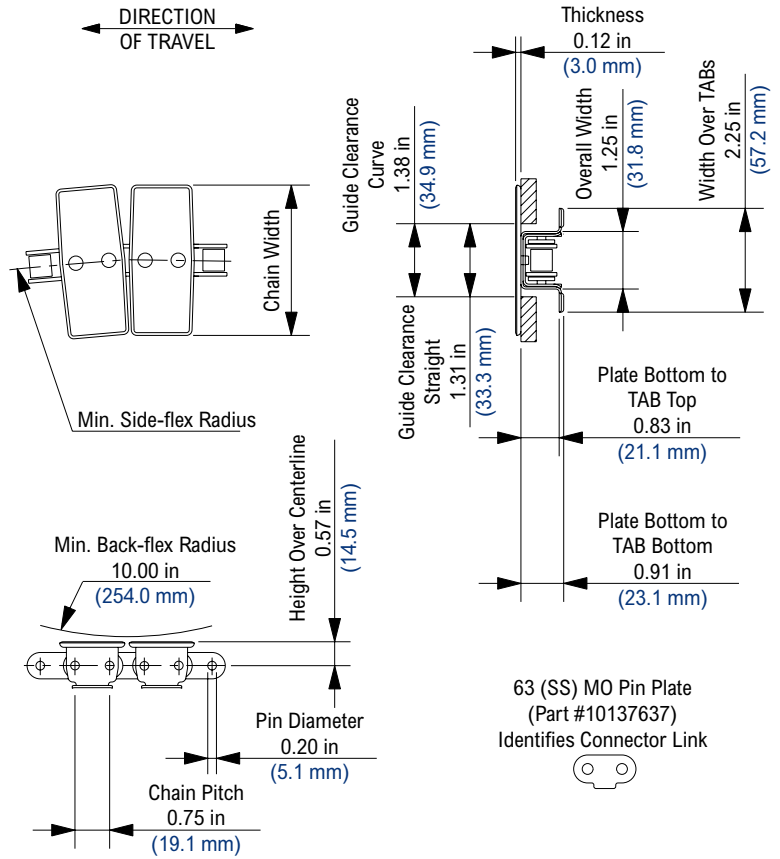
# 1874 TAB (SS)



Photo shows 1874 TAB TableTop Chain with Stainless Steel (SS) top plates on Stainless Steel (SS) base chain.

### Chain Information

Chain Width desc	Chain Width		Min. Side-flex Radius		Approximate Weight	
	in	mm	in	mm	lbs/ft	kg/m
2 1/4	2.25*	57.2	15.00	381.0	1.94	2.89
3 1/4	3.25	82.6	15.00	381.0	2.80	4.17
4 1/2	4.50	114.3	15.00	381.0	3.20	4.77
6	6.00	152.4	18.00	457.2	3.80	5.66
7 1/2	7.50	190.5	24.00	609.6	4.30	6.41



### Available Materials

Prefix	Top Plate Material	Base Chain Material	Temperature						Chain Strength		FDA Approval
			Fahrenheit			Celsius					
			min	max		min	max		lbs	N	
				dry	wet		dry	wet			
<b>Standard Materials</b>											
SS	Stainless Steel	Stainless Steel	-100	800	212	-73	427	100	750	3,336	Yes

### Regulatory Information

Based on the material chemistries, industry standards, and the documentation in the Federal Registry, it is the opinion of Rexnord that the Rexnord TableTop stainless steel chains can be considered GRAS for direct food contact.

Rexnord and TableTop are trademarks of Rexnord Corporation.

All rights reserved.

U.S. Patent: 4096943

### Additional Notes

Stocked in 160 pitch, 10 ft (3.048 m) length strands.

Uses 63 stainless steel (SS) base chain (Part #63SS-BC).

Chain runs on ANSI No. 60 sprockets.

Chain breakers available.

\* 1874SSK2-1/4 is available on a made-to-order basis.

Chain strength is listed at room temperature.

NR = Not Recommended.

For additional material information, see material portfolio.



Part #SK12776

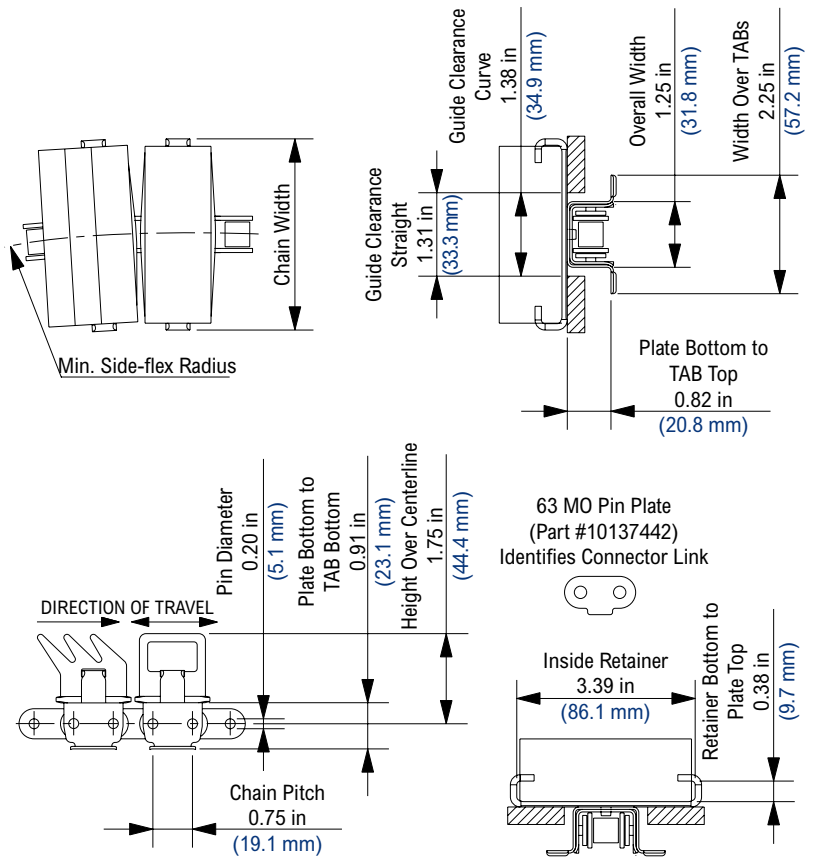
# 1874 TAB G (S)



Photo shows 1874 TAB G TableTop Chain with Gripper Retainers made of Carbon Steel (S) on Carbon Steel (S) base chain.

### Chain Information

Chain Width			Min. Side-flex Radius		Approximate Weight	
desc	in	mm	in	mm	lbs/ft	kg/m
3 5/8	3.63	92.1	15.00	381.0	3.00	4.47



### Available Materials

Prefix	Top Plate Material	Base Chain Material	Temperature						Chain Strength		FDA Approval
			Fahrenheit			Celsius					
			min	max		min	max				
				dry	wet		dry	wet	lbs	N	
<b>Standard Materials</b>											
AK	Stainless Steel	Carbon Steel	-40	350	NR	-40	177	NR	1,000	4,448	No
S	Carbon Steel	Carbon Steel	-40	350	NR	-40	177	NR	1,000	4,448	No

### Regulatory Information

Rexnord and TableTop are trademarks of Rexnord Corporation. All rights reserved.

### Additional Notes

- Stocked in 160 pitch, 10 ft (3.048 m) length strands.
- Uses 63 carbon steel (S) base chain (Part #63-BC).
- Chain runs on ANSI No. 60 sprockets.
- Can be assembled with "J" or "D" style gripper attachments; see accessories section for more information.
- Stainless steel (SS) top plates on carbon steel base (S) chain is ordered as 1874AKG.
- Chain strength is listed at room temperature. NR = Not Recommended.
- For additional material information, see material portfolio.



Part #SK12776

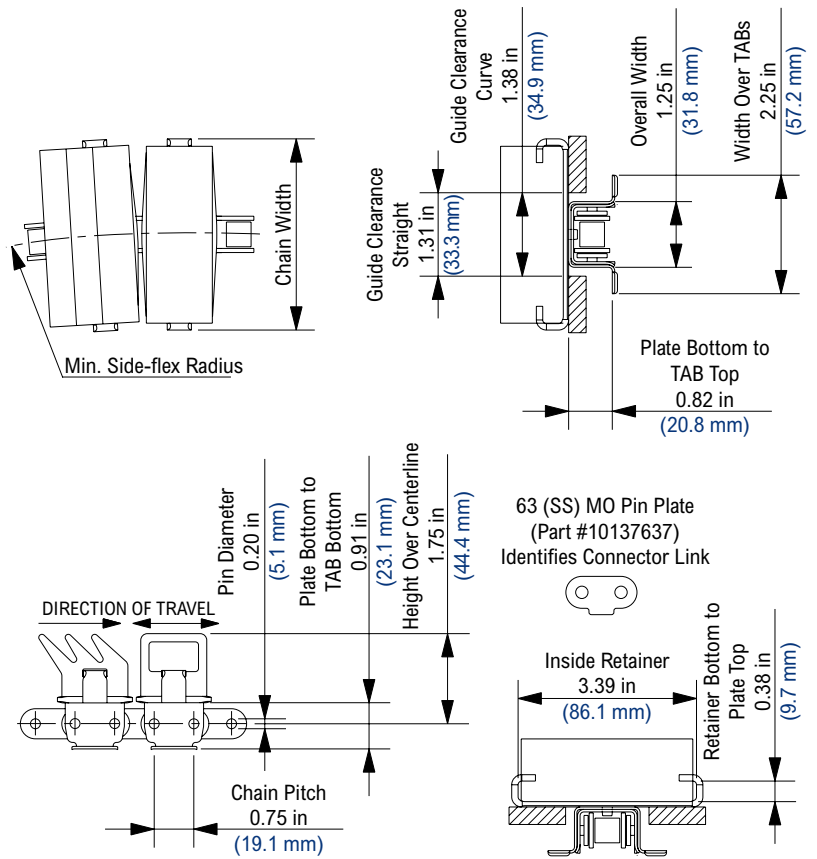
# 1874 TAB G (SS)



Photo shows 1874 TAB G TableTop Chain with Gripper Retainers made of Stainless steel (SS) on Stainless Steel (SS) base chain.

### Chain Information

Chain Width		Min. Side-flex Radius		Approximate Weight		
desc	in	mm	in	mm	lbs/ft	kg/m
3 5/8	3.63	92.1	15.00	381.0	3.00	4.47



### Available Materials

Prefix	Top Plate Material	Base Chain Material	Temperature						Chain Strength		FDA Approval
			Fahrenheit			Celsius					
			min	max		min	max		lbs	N	
			dry	wet		dry	wet				
<b>Standard Materials</b>											
SS	Stainless Steel	Stainless Steel	-100	800	212	-73	427	100	750	3,336	Yes

### Regulatory Information

Based on the material chemistries, industry standards, and the documentation in the Federal Registry, it is the opinion of Rexnord that the Rexnord TableTop stainless steel chains can be considered GRAS for direct food contact.

Rexnord and TableTop are trademarks of Rexnord Corporation.

All rights reserved.

U.S. Patent: 4096943

### Additional Notes

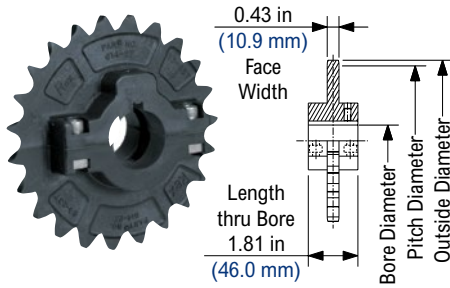
- Stocked in 160 pitch, 10 ft (3.048 m) length strands.
- Uses 63 stainless steel (SS) base chain (Part #63SS-BC).
- Chain runs on ANSI No. 60 sprockets.
- Chain breakers available.
- Chain strength is listed at room temperature.
- NR = Not Recommended.
- For additional material information, see material portfolio.



Part #SK12776



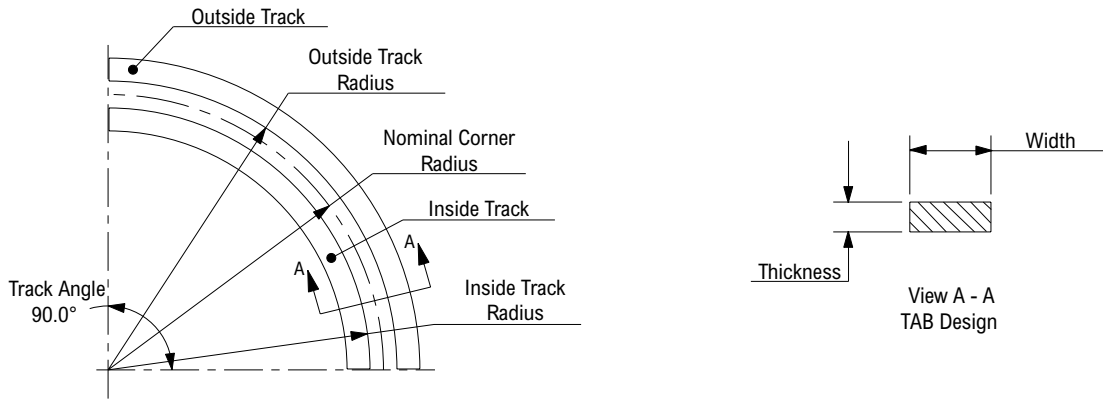
## NS63 Thermoplastic Split Sprocket



### NS63 Thermoplastic Split Sprocket Information

Number of Teeth		Pitch Diameter		Outside Diameter		Bore Diameter (Shaft-Ready)								Bore Diameter (Round)				Approximate Weight			
						Round				Square				in		mm					
						in	mm	min	max	in	mm	min	max	min	max	min	max			min	max
actual	effect	in	mm	in	mm	min	max	min	max	min	max	min	max	min	max	min	max	min	max	lbs	kg
23	11 1/2	5.508	139.90	5.91	150.1	1	1 5/8	30	40	-	-	-	-	1	1 5/8	30	40	0.75	0.34		

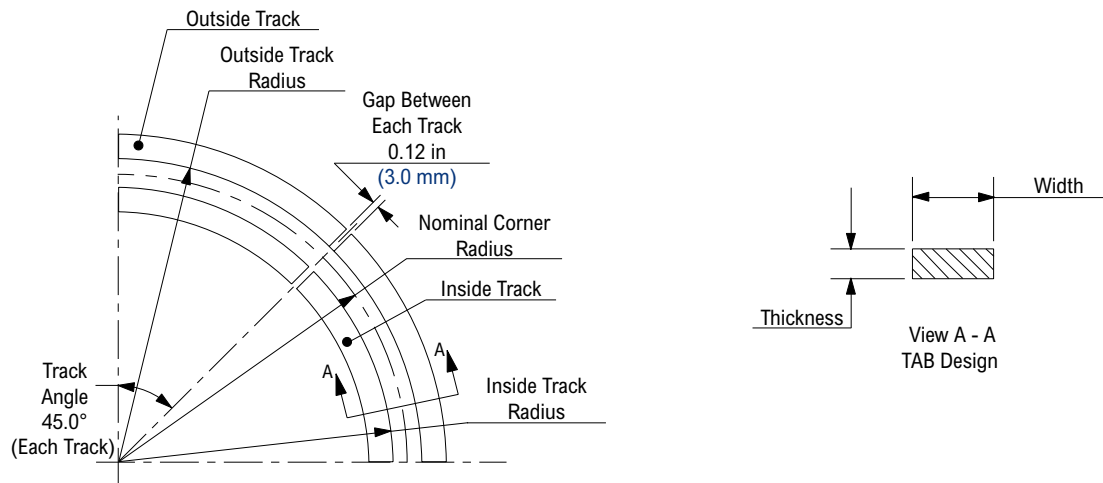
Shaft-ready round bore sprockets are shipped with keyway and setscrew. Metric shaft-ready round bore sprockets are shipped with metric hardware but without set screws. Idler bores are designed to spin freely on the shaft without keyway or setscrews.



**Corner Track (Two Piece)**

Corner Track Kit Number	Part Number	Accommodates Top Plate Width		Nominal Corner Radius		Inside Track Radius		Outside Track Radius		Thickness		Width		Material	Color	Approximate Corner Track Kit Weight	
		in	mm	in	mm	in	mm	in	mm	in	mm	in	mm			lbs	kg
<b>TAB Design</b>																	
U18R6		All	All	18.0	457	17.3	439	18.7	475	0.75	19.1	1.50	38.1	UHMWPE	White	2.63	1.19
ULF18R6	10400683	All	All	18.0	457	17.3	439	18.7	475	0.75	19.1	1.50	38.1	ULF	Brown/Red	2.17	0.98
U24R6	10178910	All	All	24.0	610	23.3	592	24.7	627	0.75	19.1	1.50	38.1	UHMWPE	White	3.51	1.59
ULF24R6	10400684	All	All	24.0	610	23.3	592	24.7	627	0.75	19.1	1.50	38.1	ULF	Brown/Red	2.89	1.31

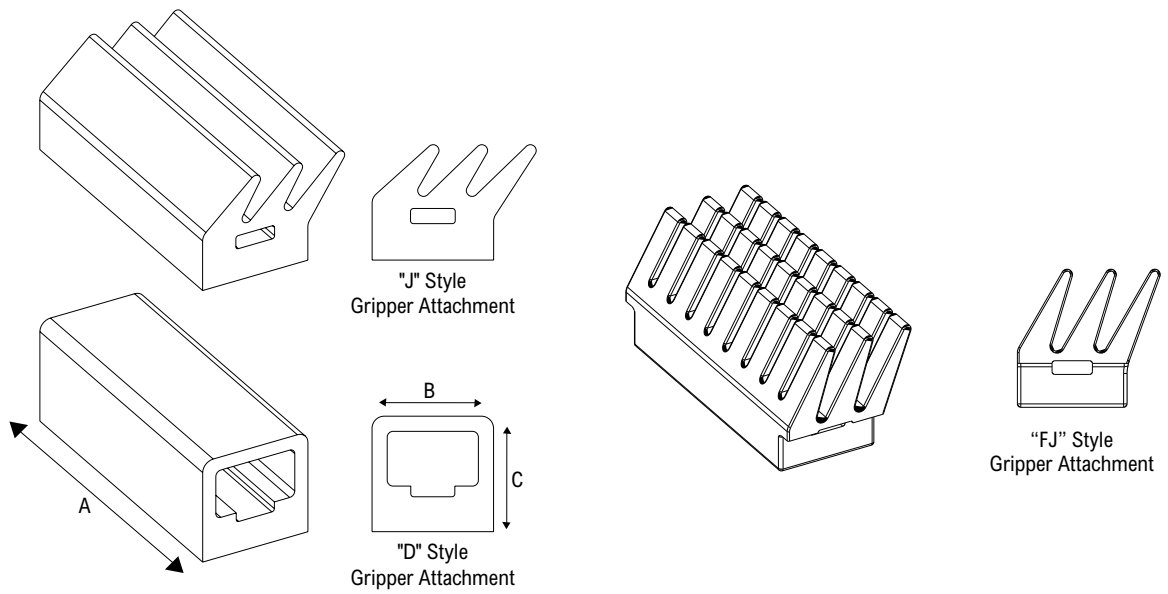
Corner track kit supplied as one 90° inside and one 90° outside track, which can be used as either carry or return.



**Corner Track (Four Piece)**

Corner Track Kit Number	Part Number	Accommodates Top Plate Width		Nominal Corner Radius		Inside Track Radius		Outside Track Radius		Thickness		Width		Material	Color	Approximate Corner Track Kit Weight	
		in	mm	in	mm	in	mm	in	mm	in	mm	in	mm			lbs	kg
<b>TAB Design</b>																	
U30R6	10201962	All	All	30.0	762	29.3	744	30.7	780	0.75	19.1	1.50	38.1	UHMWPE	White	4.38	1.99
ULF30R6	10400685	All	All	30.0	762	29.3	744	30.7	780	0.75	19.1	1.50	38.1	ULF	Brown/Red	3.60	1.63

Corner track kit supplied as two 45° inside and two 45° outside track, which can be used as either carry or return.



### Gripper Attachments

Part Number	Style	Material	Color	Hardness (Shore A)	"A" Dimension		"B" Dimension		"C" Dimension	
					in	mm	in	mm	in	mm
<b>Standard Grippers</b>										
10075338	D	Neoprene	Black	40	3.35	85.1	1.25	31.8	1.19	30.2
10075339	D	Neoprene	White	40	3.35	85.1	1.25	31.8	1.19	30.2
10075340	D	Neoprene	Black	60	3.35	85.1	1.25	31.8	1.19	30.2
10075341	D	EPDM	White	50	3.35	85.1	1.25	31.8	1.19	30.2
10075343	D	EPDM	Black	50	3.35	85.1	1.25	31.8	1.19	30.2
10075608	J	Neoprene	Black	40	3.35	85.1	1.25	31.8	1.19	30.2
10075609	J	Neoprene	White	50	3.35	85.1	1.25	31.8	1.19	30.2
10075610	J	EPDM	White	80	3.35	85.1	1.25	31.8	1.19	30.2
10075611	J	EPDM	White	50	3.35	85.1	1.25	31.8	1.19	30.2
10074926	FJ	Neoprene	Black	40	3.68	93.5	1.69	42.9	1.58	40.1

### Regulatory Information

U.S. Patent: 9840370

# 2500 TAB


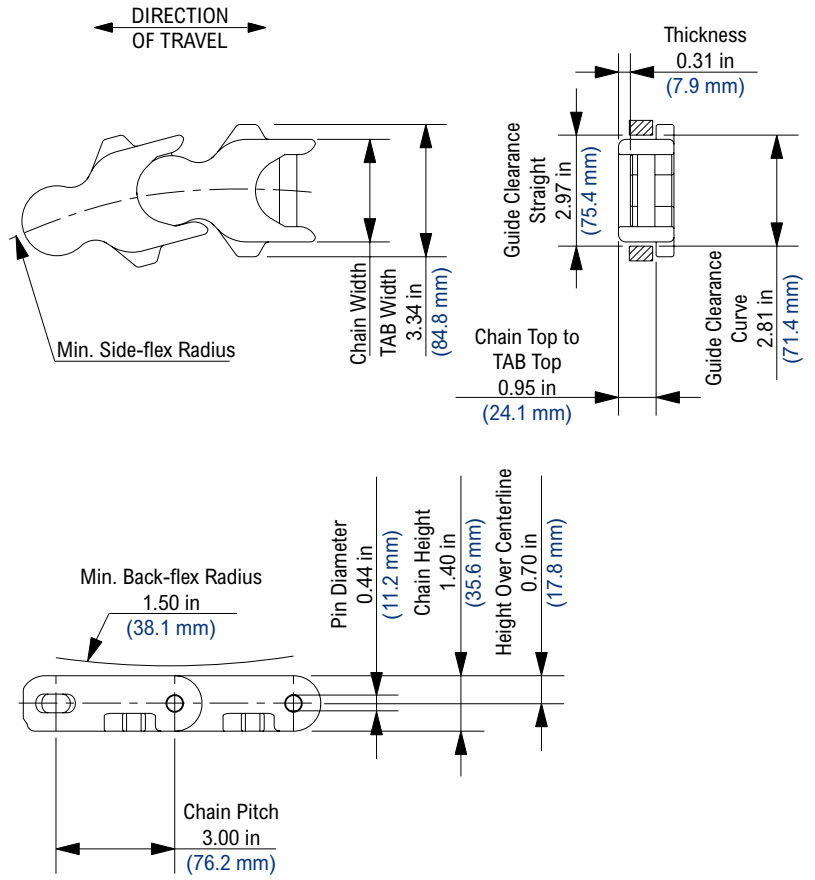


Photo shows 2500 TAB chain, molded in Low Friction (LF) material.



### Chain Information

Chain Width		Min. Side-flex Radius		Approximate Weight		
desc	in	mm	in	mm	lbs/ft	kg/m
N/A	2.63	66.8	9.50	241.3	1.80	2.68

### Available Materials

Prefix	Chain Material	Standard Pin Material	Temperature						Chain Strength		FDA Approval
			Fahrenheit			Celsius					
			min	max		min	max		lbs	N	
			dry	wet		dry	wet				
<b>Standard Materials</b>											
LF	Low Friction	Stainless Steel	-40	180	150	-40	82	66	2,000	8,896	Yes
<b>Non-Standard Materials</b>											
BWR	Black Wear Resistant	Zinc-plated Carbon Steel	-40	180	NR	-40	82	NR	2,400	10,676	No

### Regulatory Information

The Food and Drug Administration (FDA) accepts certain materials for direct food contact. FDA approved material is compliant to FDA 21 CFR § 177.

Rexnord and TableTop are trademarks of Rexnord Corporation.

All rights reserved.

### Additional Notes

Non-Standard products are non-returnable. Minimum order quantity and additional setup charges may also apply.

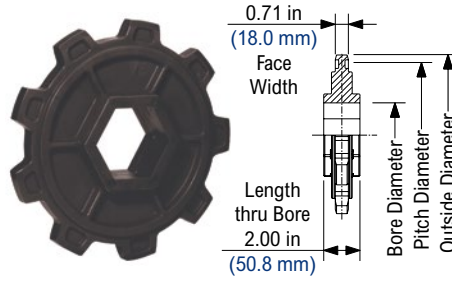
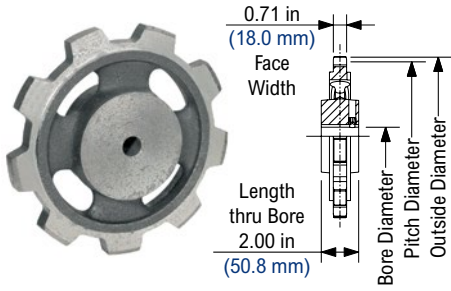
Stocked in 40 pitch, 10 ft (3.048 m) length strands.

Zinc plated carbon steel pins are available on a made-to-order basis.

Pin material can be identified by pivot color; black pivots indicate stainless steel pins and tan pivots indicate zinc plated carbon steel pins.

Chain strength is listed at room temperature. NR = Not Recommended.

For additional material information, see material portfolio.



2500 Cast Iron Sprocket Information

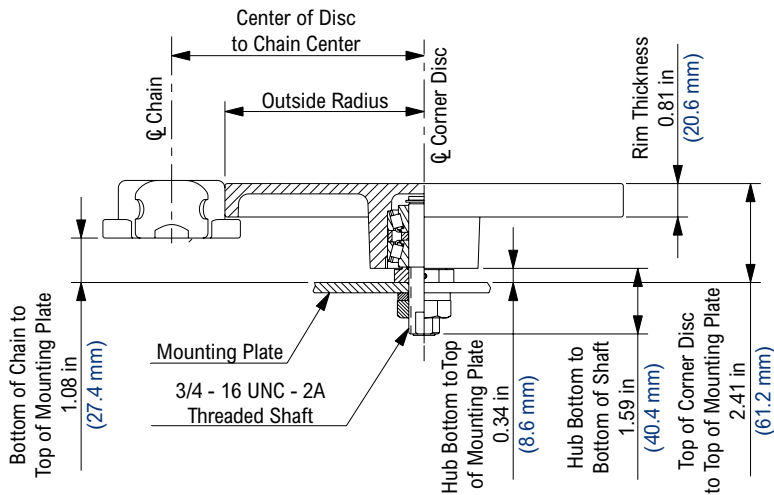
Number of Teeth		Pitch Diameter		Outside Diameter		Bore Diameter (Shaft-Ready)								Bore Diameter (Round)				Approximate Weight	
						Round				Square				in		mm			
						in	mm	in	mm	in	mm	in	mm	min	max	min	max		
actual	effect	in	mm	in	mm	min	max	min	max	min	max	min	max	min	max	min	max	lbs	kg
9	9	8.771	222.78	8.71	221.2	3/4	2 1/4	20	60	-	-	-	-	3/4	2 1/4	20	55	16.09	7.30

Shaft-ready round bore sprockets are shipped with keyway and setscrew.

N2500 Thermoplastic Sprocket Information

Number of Teeth		Pitch Diameter		Outside Diameter		Bore Diameter (Shaft-Ready)								Bore Diameter (Idler)		Approximate Weight			
						Round				Square				in				mm	
						in	mm	in	mm	in	mm	in	mm	in	mm				
actual	effect	in	mm	in	mm	in	mm	in	mm	in	mm	in	mm	lbs	kg				
9	9	8.771	222.78	8.71	221.2	-	-	2 1/2, 3	-	-	-	-	-	1.63	0.74				

Accessories



Corner Disc (Flat Top)

Corner Disc Number	Center of Disc to Chain Center		Outside Radius		Approximate Weight	
	in	mm	in	mm	lbs	kg
10131485	10.00	254.0	8.72	221.5	7.00	3.18

Corner Disc Material: Aluminum.

# 2550 TAB


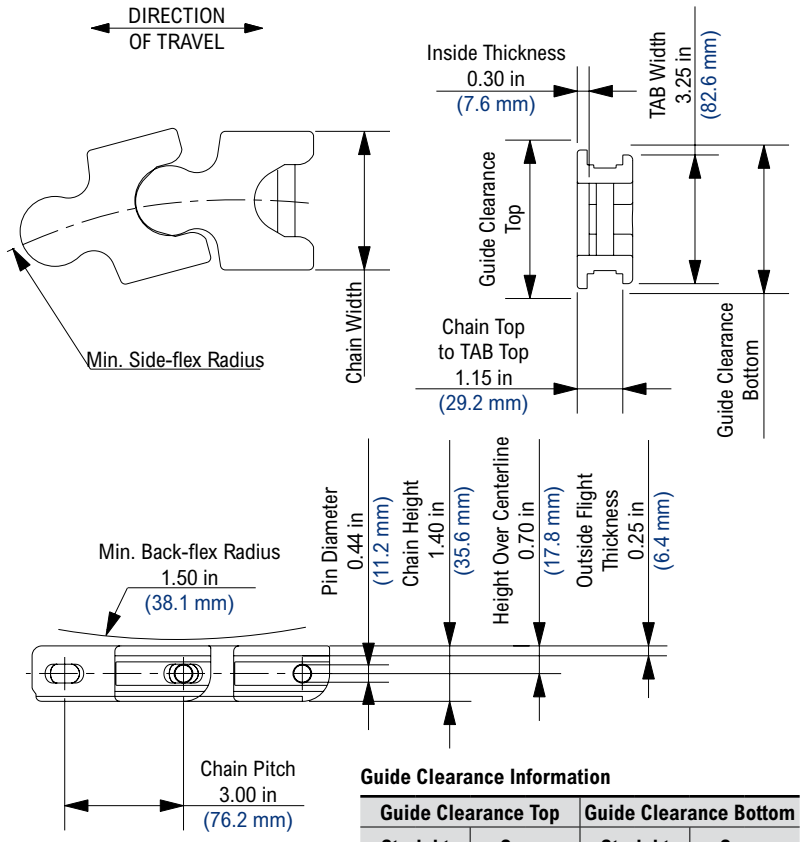


Photo shows 2550 TAB TableTop Chain molded in Low Friction (LF) material.



### Chain Information

Chain Width		Min. Side-flex Radius		Approximate Weight		
desc	in	mm	in	mm	lbs/ft	kg/m
N/A	3.50	88.9	9.50	241.3	1.80	2.68

### Guide Clearance Information

Guide Clearance Top		Guide Clearance Bottom					
Straight		Curve		Straight		Curve	
in	mm	in	mm	in	mm	in	mm
3.63	92.20	3.83	97.28	3.38	85.85	3.58	90.93

### Available Materials

Prefix	Chain Material	Standard Pin Material	Temperature						Chain Strength		FDA Approval
			Fahrenheit			Celsius					
			min	max		min	max		lbs	N	
			dry	wet		dry	wet				
<b>Non-Standard Materials</b>											
BWR	Black Wear Resistant	Stainless Steel	-40	180	NR	-40	82	NR	2,400	10,676	No
LF	Low Friction	Stainless Steel	-40	180	150	-40	82	66	2,000	8,896	Yes

### Regulatory Information

The Food and Drug Administration (FDA) accepts certain materials for direct food contact. FDA approved material is compliant to FDA 21 CFR § 177.

Rexnord and TableTop are trademarks of Rexnord.

All rights reserved.

### Additional Notes

Stocked in 40 pitch, 10 ft (3.048 m) length strands.

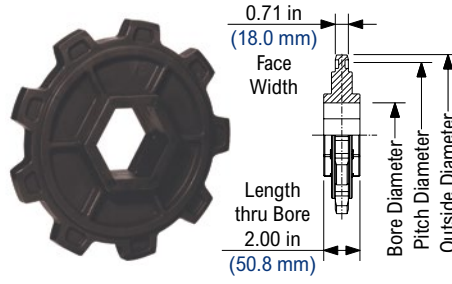
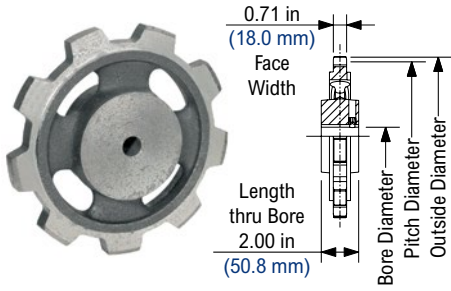
Zinc plated carbon steel pins are available on a made-to-order basis.

Pin material can be identified by pivot color; black pivots indicate stainless steel pins and tan pivots indicate zinc plated carbon steel pins.

Chain strength is listed at room temperature. NR = Not Recommended.

For additional material information, see material portfolio.





2500 Cast Iron Sprocket Information

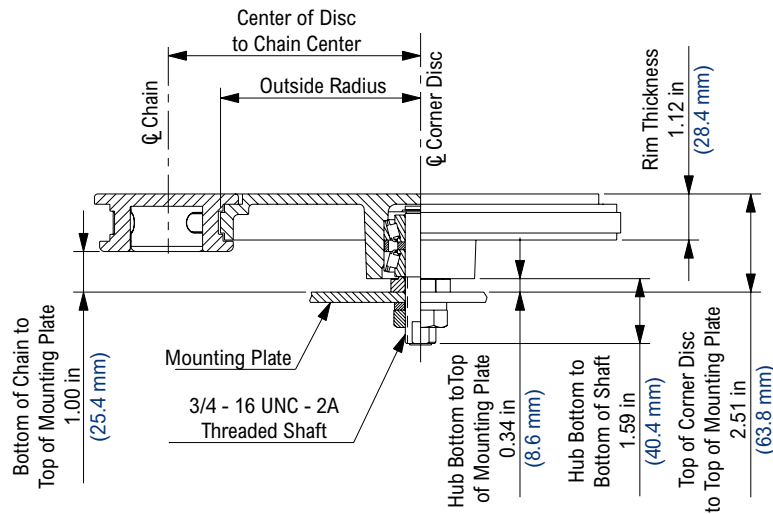
Number of Teeth		Pitch Diameter		Outside Diameter		Bore Diameter (Shaft-Ready)								Bore Diameter (Round)				Approximate Weight	
						Round				Square				in		mm			
						in	mm	in	mm	in	mm	in	mm	min	max	min	max		
actual	effect	in	mm	in	mm	min	max	min	max	min	max	min	max	min	max	min	max	lbs	kg
9	9	8.771	222.78	8.71	221.2	3/4	2 1/4	20	60	-	-	-	-	3/4	2 1/4	20	55	16.09	7.30

Shaft-ready round bore sprockets are shipped with keyway and setscrew.

N2500 Thermoplastic Sprocket Information

Number of Teeth		Pitch Diameter		Outside Diameter		Bore Diameter (Shaft-Ready)								Bore Diameter (Idler)		Approximate Weight			
						Round				Square				in				mm	
						in	mm	in	mm	in	mm	in	mm	in	mm			lbs	kg
actual	effect	in	mm	in	mm	in	mm	in	mm	in	mm	in	mm	lbs	kg				
9	9	8.771	222.78	8.71	221.2	-	-	2 1/2, 3	-	-	-	-	-	1.63	0.74				

Accessories



Corner Disc (Flat Top)

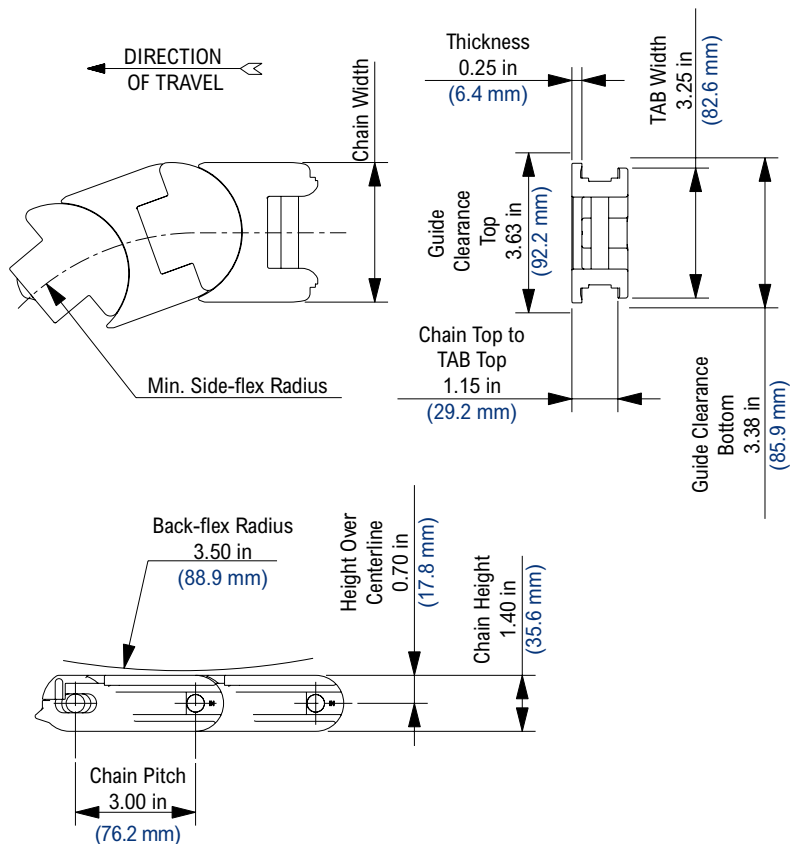
Corner Disc Number	Center of Disc to Chain Center		Outside Radius		Approximate Weight	
	in	mm	in	mm	lbs	kg
2550TAB FT-18	10.00	254.0	8.69	220.7	7.00	3.18

Corner Disc Material: Aluminum.

## 2565 ZeroGap



Photo shows 2565 TableTop Chain molded in Black Wear Resistant (BWR) material.



### Chain Information

Chain Width desc	Chain Width		Min. Side-flex Radius		Approximate Weight	
	in	mm	in	mm	lbs/ft	kg/m
N/A	3.50	88.9	9.50	241.3	1.80	2.68

### Available Materials

Prefix	Chain Material	Standard Pin Material	Temperature						Chain Strength		FDA Approval
			Fahrenheit			Celsius					
			min	max		min	max		lbs	N	
			dry	wet		dry	wet				
<b>Standard Materials</b>											
BWR	Black Wear Resistant	Stainless Steel	-40	180	NR	-40	82	NR	2,400	10,676	No
<b>Non-Standard Materials</b>											
HS	Heat Stabilized	Stainless Steel	-40	220	212	-40	104	100	2,400	10,676	No

### Regulatory Information

The Food and Drug Administration (FDA) accepts certain materials for direct food contact. FDA approved material is compliant to FDA 21 CFR § 177.

Rexnord and TableTop are trademarks of Rexnord Corporation.

All rights reserved.

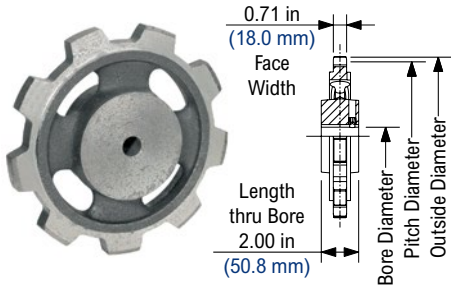
### Additional Notes

Stocked in 40 pitch, 10 ft (3.048 m) length strands.

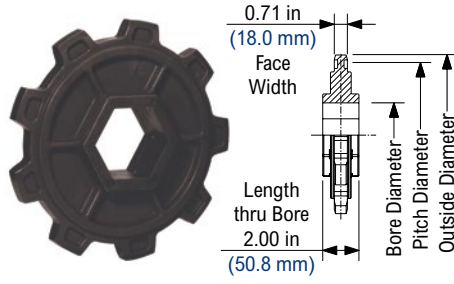
Chain strength is listed at room temperature. NR = Not Recommended.

For additional material information, see material portfolio.

2500 Cast Iron Sprocket



N2500 Thermoplastic Sprocket



2500 Cast Iron Sprocket Information

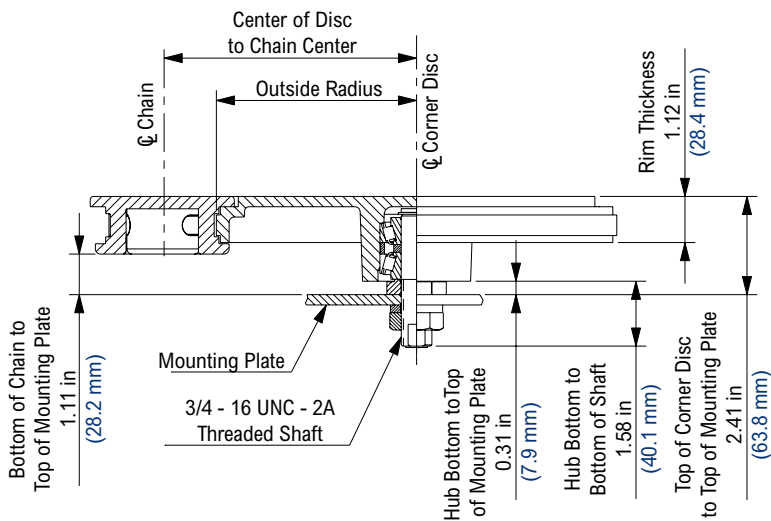
Number of Teeth		Pitch Diameter		Outside Diameter		Bore Diameter (Shaft-Ready)								Bore Diameter (Round)				Approximate Weight	
						Round				Square				in		mm			
						in	mm	in	mm	in	mm	in	mm	min	max	min	max		
actual	effect	in	mm	in	mm	min	max	min	max	min	max	min	max	min	max	min	max	lbs	kg
9	9	8.771	222.78	8.71	221.2	3/4	2 1/4	20	60	-	-	-	-	3/4	2 1/4	20	55	16.09	7.30

Shaft-ready round bore sprockets are shipped with keyway and setscrew.

N2500 Thermoplastic Sprocket Information

Number of Teeth		Pitch Diameter		Outside Diameter		Bore Diameter (Shaft-Ready)								Bore Diameter (Idler)		Approximate Weight			
						Round				Square				in				mm	
						in	mm	in	mm	in	mm	in	mm	in	mm			lbs	kg
actual	effect	in	mm	in	mm	in	mm	in	mm	in	mm	in	mm	lbs	kg				
9	9	8.771	222.78	8.71	221.2	-	-	2 1/2, 3	-	-	-	-	-	1.63	0.74				

Accessories

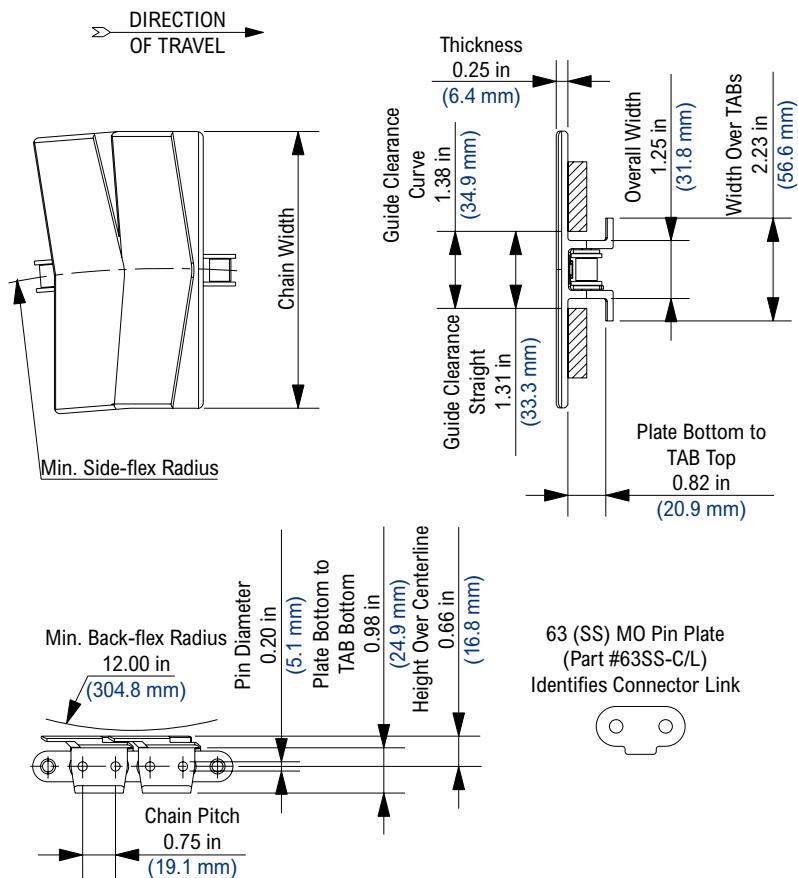



Corner Disc (Flat Top)

Corner Disc Number	Center of Disc to Chain Center		Outside Radius		Approximate Weight	
	in	mm	in	mm	lbs	kg
10131461	10.00	254.0	8.69	220.7	7.00	3.18

Corner Disc Material: Aluminum.

### 3873 TAB (S)



#### Chain Information

desc	Chain Width		Min. Side-flex Radius		Approximate Weight	
	in	mm	in	mm	lbs/ft	kg/m
10	10.00	254.0	18.00	457.2	2.10	3.13
12	12.00	304.8	24.00	609.6	2.30	3.43

#### Available Materials

Prefix	Top Plate Material	Base Chain Material	Temperature						Chain Strength		FDA Approval
			Fahrenheit			Celsius					
			min	max		min	max		lbs	N	
			dry	wet		dry	wet				
<b>Standard Materials</b>											
LF	Low Friction	Carbon Steel	-40	180	NR	-40	82	NR	1,000	4,448	No
<b>Non-Standard Materials</b>											
W	White Alloy Plastic	Carbon Steel	0	180	NR	-18	82	NR	1,000	4,448	No

#### Regulatory Information

Rexnord and TableTop are trademarks of Rexnord Corporation. All rights reserved.

#### Additional Notes

- Non-Standard products are non-returnable. Minimum order quantity and additional setup charges may also apply.
- Stocked in 160 pitch, 10 ft (3.048 m) length strands.
- Uses 63 carbon steel (S) base chain (Part #63-BC).
- Chain runs on ANSI No. 60 sprockets.
- The 12 in (304.8 mm) chain is only available in white alloy plastic (W) material which is the standard material.
- Chain breakers available.
- Chain strength is listed at room temperature.
- NR = Not Recommended.
- For additional material information, see material portfolio.



Part #SK12776

# 3873 TAB (SS)


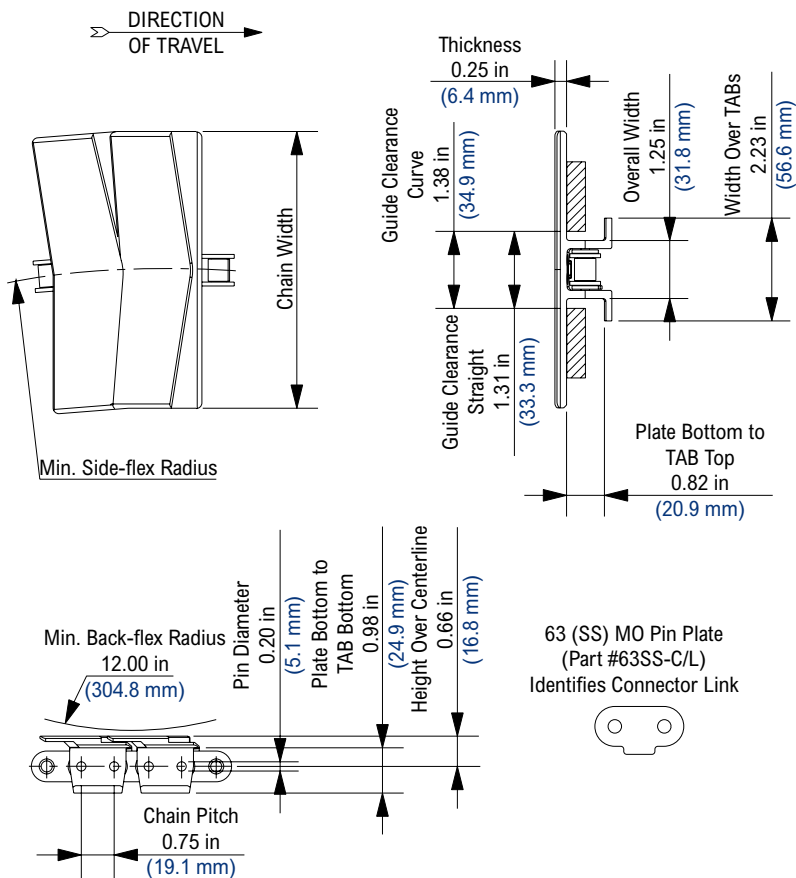


Photo shows 3873 TAB TableTop Chain with top plates molded in Low Friction (LF) material on Stainless Steel (SS) base chain.

## Chain Information

Chain Width	Chain Width		Min. Side-flex Radius		Approximate Weight	
	desc	in	mm	in	mm	lbs/ft
10	10.00	254.0	18.00	457.2	2.10	3.13
12	12.00	304.8	24.00	609.6	2.30	3.43



## Available Materials

Prefix	Top Plate Material	Base Chain Material	Temperature						Chain Strength		FDA Approval
			Fahrenheit			Celsius			lbs	N	
			min	max		min	max				
<b>Standard Materials</b>											
LF	Low Friction	Stainless Steel	-40	180	150	-40	82	66	750	3,336	Yes
<b>Non-Standard Materials</b>											
W	White Alloy Plastic	Stainless Steel	0	180	140	-18	82	60	750	3,336	No

## Regulatory Information

The Food and Drug Administration (FDA) accepts certain materials for direct food contact. FDA approved material is compliant to FDA 21 CFR § 177. Rexnord and TableTop are trademarks of Rexnord Corporation. All rights reserved.

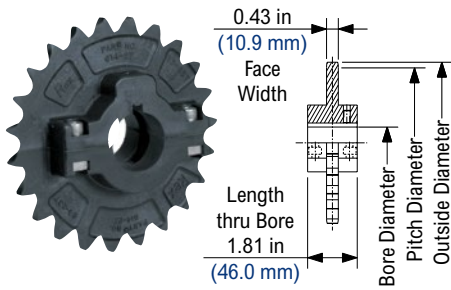
## Additional Notes

Non-Standard products are non-returnable. Minimum order quantity and additional setup charges may also apply.  
 Stocked in 160 pitch, 10 ft (3.048 m) length strands.  
 Uses 63 stainless steel (SS) base chain (Part #63SS-BC).  
 Chain runs on ANSI No. 60 sprockets.  
 The 12 in (304.8 mm) chain is only available in white alloy plastic (W) material which is the standard material.  
 Chain breakers available.  
 Chain strength is listed at room temperature.  
 NR = Not Recommended.  
 For additional material information, see material portfolio.



Part #SK12776

## NS63 Thermoplastic Split Sprocket

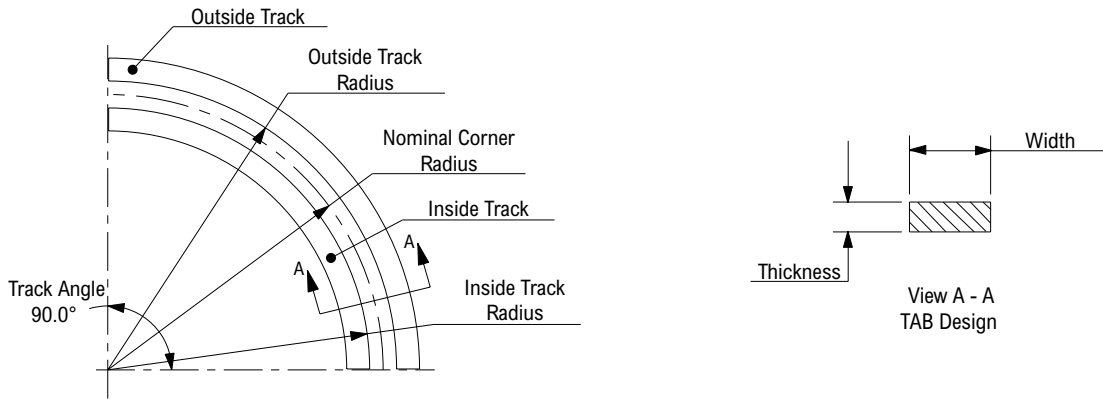


## NS63 Thermoplastic Split Sprocket Information

Number of Teeth		Pitch Diameter		Outside Diameter		Bore Diameter (Shaft-Ready)								Bore Diameter (Round)				Approximate Weight	
						Round				Square				in		mm			
						min	max	min	max	min	max	min	max	min	max	min	max		
actual	effect	in	mm	in	mm													lbs	kg
23	11 1/2	5.508	139.90	5.91	150.1	1	1 5/8	30	40	-	-	-	-	1	1 5/8	30	40	0.75	0.34

Shaft-ready round bore sprockets are shipped with keyway and setscrew. Metric shaft-ready round bore sprockets are shipped with metric hardware but without set screws. Idler bores are designed to spin freely on the shaft without keyway or setscrews.

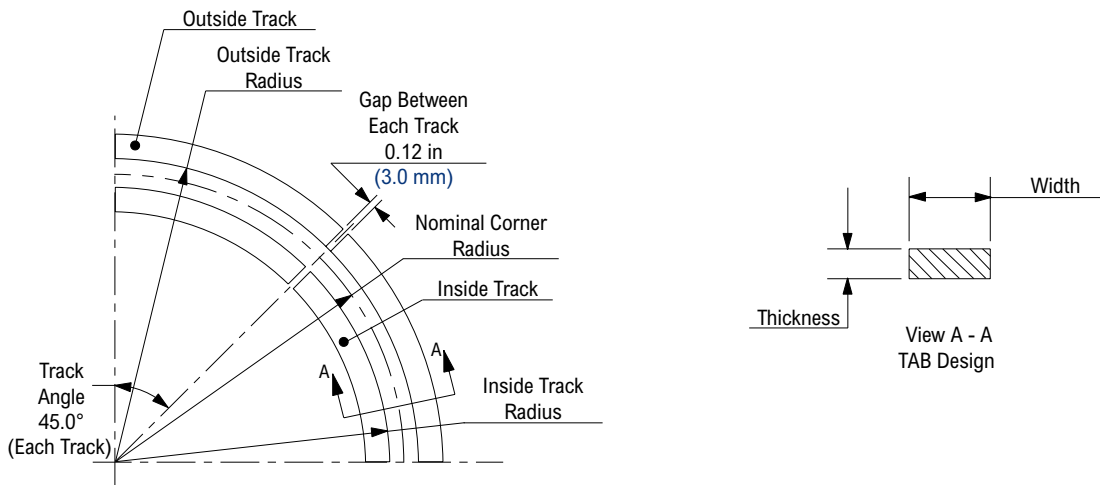




**Corner Track (Two Piece)**

Corner Track Kit Number	Part Number	Accommodates Top Plate Width		Nominal Corner Radius		Inside Track Radius		Outside Track Radius		Thickness		Width		Material	Color	Approximate Corner Track Kit Weight	
		in	mm	in	mm	in	mm	in	mm	in	mm	in	mm			lbs	kg
<b>TAB Design</b>																	
U18R6		All	All	18.0	457	17.3	439	18.7	475	0.75	19.1	1.50	38.1	UHMWPE	White	2.63	1.19
ULF18R6	10400683	All	All	18.0	457	17.3	439	18.7	475	0.75	19.1	1.50	38.1	ULF	Brown/Red	2.17	0.98
U24R6	10178910	All	All	24.0	610	23.3	592	24.7	627	0.75	19.1	1.50	38.1	UHMWPE	White	3.51	1.59
ULF24R6	10400684	All	All	24.0	610	23.3	592	24.7	627	0.75	19.1	1.50	38.1	ULF	Brown/Red	2.89	1.31


Corner track kit supplied as one 90° inside and one 90° outside track, which can be used as either carry or return.



**Corner Track (Four Piece)**

Corner Track Kit Number	Part Number	Accommodates Top Plate Width		Nominal Corner Radius		Inside Track Radius		Outside Track Radius		Thickness		Width		Material	Color	Approximate Corner Track Kit Weight	
		in	mm	in	mm	in	mm	in	mm	in	mm	in	mm			lbs	kg
<b>TAB Design</b>																	
U30R6	10201962	All	All	30.0	762	29.3	744	30.7	780	0.75	19.1	1.50	38.1	UHMWPE	White	4.38	1.99
ULF30R6	10400685	All	All	30.0	762	29.3	744	30.7	780	0.75	19.1	1.50	38.1	ULF	Brown/Red	3.60	1.63

Corner track kit supplied as two 45° inside and two 45° outside track, which can be used as either carry or return.



Rexnord MatTop Chain provides a continuous conveying surface for applications demanding greater width requirements. Available in assembled-to-width and molded-to-width configurations, Rexnord MatTop Chain is engineered to satisfy a wide range of conveyor applications for virtually any product size. Pins extend the full width of the chain to ensure maximum strength and provide smoother conveying surfaces. Smaller pitch chains minimize the size of dead plates when transferring products over head or tail shafts, reducing chordal action which helps eliminate container tipping and jam-ups at transfer points.

## Rexnord MatTop Chain

Description	Format	Example 1	Example 2	Example 3	Explanation
<b>Chains</b>					
Material Prefix	...	HT	HP	WHA	Chain material from chain page
Chain Description	...	8505	1505DTS	2015	Chain description from chain page
Width Description	- ...	-6	-4.5	-21.33IN	Chain width from chain page
<b>Pusher Attachments</b>					
Height	F...IN (MM)	-	-	F4IN	Height of pusher
Pitches Between Pushers	T...P	-	-	T5P	1 = every row, 2 = every other row, etc
Side-Indent	N...IN (MM)	-	-	N2IN	Distance from edge of chain to side of pusher
<b>Sideguard Attachments</b>					
Sideguard Height	ISR, S...IN (MM)	-	-	S4IN	Height of sideguard
Side-Indent	N...IN (MM)	-	-	N2IN	Distance from edge of chain to side of sideguard
<b>Sprockets</b>					
Sprocket Description	...	SSS8500	NS7700	N1500	Sprocket description
Number Of Actual Teeth	-...T	-25T	-21T	-7T	Actual number of teeth
Bore Diameter	...IN (...MM)	1-1/2IN	2-1/2IN	3/4IN	Bore diameter
No. of Keyways	...KW	1KW	-	-	Number of keyways required
No. of Setscrews	...SS	1SS	-	-	Number of setscrews required
Bore Type	...Bore	Idler	Square	Shaft-Ready	Bore type

When ordering, please use the guidelines outlined in the chart above to ensure accuracy.

### Chain Guideline Examples:

- HT8505-6IN MTW** is HT8505; 6in wide chain molded-to-width.
  - HP1505-4.5 DTS PT RH** is HP1505 DTS® chain; 4.5in wide; with Positrac™ tracking guides; for RH transfers.
  - WHA2015-21.33 F4IN T5P N2IN** is WHA2015; 21.33in wide; F4in high pushers every 5th pitch; indented 2in on each side.
  - HP1505 RT-12IN RT T1P** is HP1505 RT (RubberTop) chain 12in wide with RubberTop links every pitch
  - HP7705 RT-24IN SG T1P** is HP7705 SG (SuperGrip) chain 24in wide with SuperGrip links every pitch
- Non-Standard materials require a 100 ft² minimum order quantity for ATW chains.  
 Non-Standard materials require a 50 ft minimum order quantity for MTW chains.

### Sprocket Guideline Examples:

- SSS8500-25T 1-1/2IN 1KW1SS** is a steel split 8500 series sprocket with 25 teeth; a 1-1/2in diameter bore with a keyway and setscrew.
- NS7700-21T 2-1/2IN S** is a thermoplastic split 7700 series sprocket with 21 teeth and a 2-1/2in square bore.
- N1500-7T 20MM KW** is a thermoplastic 1500 series sprocket with 7 teeth and a 20mm round bore with a keyway.

### Split Sprocket Round Bore Nomenclature:

- Shaft-Ready** — Tight fit on the shaft with a keyway and setscrew.
- Plain Bore** — Same tight fit bore as a shaft-ready bore, but without keyway and setscrew.
- Idler Bore** — Round bore with a clearance fit (no keyway or setscrew). Designed to spin freely on the shaft.
- Rough Stock Bore** — Wide tolerance bore used for work in process. Not for use on any shaft. Must be further machined for actual use.
- Overbore** — Round bore with a slightly loose fit on the shaft with keyway but no setscrew. Designed to move laterally on the shaft during setup and still transmit torque through the keyway as a drive sprocket in the actual application. Not recommended for axial float in thermal applications.

### Accessory Guideline Examples:

For corner tracks, please indicate the number of sets (quantity) and note the corner track number listed.

*If the chain, sprocket or accessory you require is not described within these guidelines, please contact Rexnord for more information.*

Material Prefix



Chain Description



Width Description



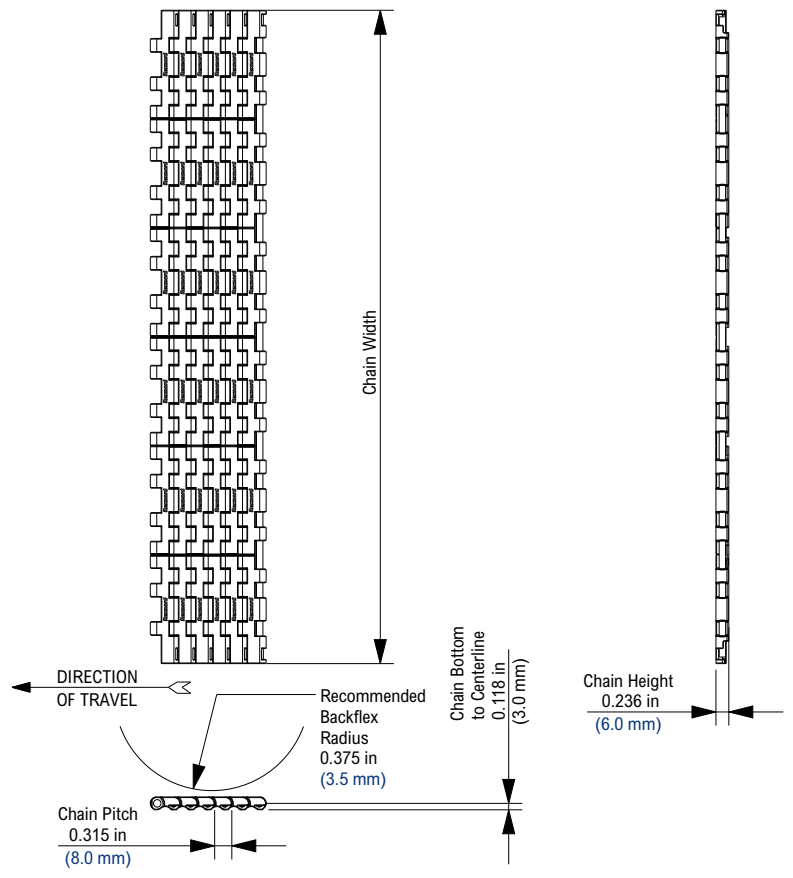




Photo shows 395 MatTop Chain molded in HP material.

**Chain Information**

Chain Capacity	Number of Sprockets	
	per ft of width	per m of width
0% - 100%	6	19.7



**Available Materials**

Prefix	Chain Material	Standard Pin Material	Temperature						Chain Strength		Approximate Weight		FDA Approval
			Fahrenheit			Celsius							
			min	max		min	max		lbs/ft	N/m	lbs/ft <sup>2</sup>	kg/m <sup>2</sup>	
<b>Standard Materials</b>													
HP	High Performance	Polyester	-40	180	150	-40	82	65	500	7,300	1.16	5.7	Yes


**Regulatory Information**

The Food and Drug Administration (FDA) accepts certain materials for direct food contact. FDA approved material is compliant to FDA 21 CFR § 177. Rexnord and MatTop are trademarks of Rexnord Corporation. All rights reserved Patent Pending.

**Additional Notes**

For chain width information see Rexnord Chain Width Table on page 333. Open area= 2%  
 Metric width version is available through special order with extended lead times.  
 Chain strength is listed at room temperature.  
 For additional material information, see material portfolio.

### KU390 Series Thermoplastic Sprocket Information



### KU390 Series Thermoplastic Sprocket Information

Number of Teeth		Pitch Diameter		Outside Diameter		Bore Diameter (Shaft-Ready)								Bore Diameter (Idler)				Approximate Weight	
						Round				Square				in		mm			
						in	mm	min	max	min	max	min	max	min	max	min	max		
24T	10T	2.4	61	2.48	63.0	1	1	25	30	1.0	1	25	30	1	1	25	30	0.05	0.02
32T	13T	3.2	83	3.28	83.3	1	1.5	25	50	1.0	1.5	25	40	1	2	25	50	0.10	0.05
36T	15T	3.6	92	3.67	93.2	1	2	25	60	1.0	1.5	25	45	1	2	25	60	0.15	0.07

Note: 3/4" and 20mm round bore available in some regions

# 1000FT


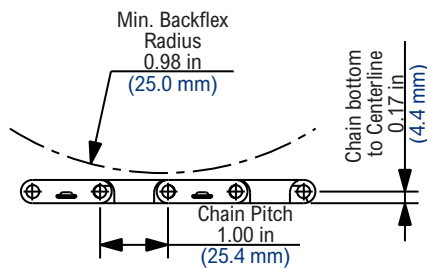
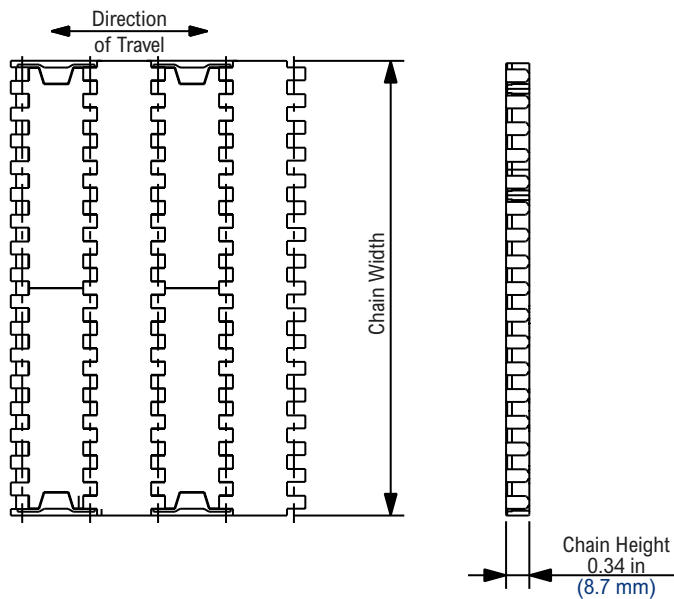


Photo shows 1000 Series Flat Top MatTop Chain molded in XLG material



### Chain Information

Chain Capacity	Number of Sprockets	
	per ft of width	per m of width
0% - 25%	-	9
25% - 50%	-	11
50% - 75%	-	13
75% - 100%	-	17

### Available Materials

Prefix	Chain Material	Standard Pin Material	Temperature						Chain Strength		Approximate Weight		FDA Approval
			Fahrenheit			Celsius							
			min	max		min	max		lbs/ft	N/m	lbs/ft <sup>2</sup>	kg/m <sup>2</sup>	
				dry	wet		dry	wet					
<b>Standard Materials</b>													
XLG	Low Friction Green	Polypropylene	-40	180	150	-40	82	66	1,500	21,885	1.33	6.49	Yes

### Regulatory Information

The Food and Drug Administration (FDA) accepts certain materials for direct food contact. FDA approved material is compliant to FDA 21 CFR § 177. Rexnord and MatTop are trademarks of Rexnord Corporation. All rights reserved.

### Additional Notes

For chain width information see Rexnord Chain Width Table on page 333. Open area = 0.0%. Chain strength is listed at room temperature. NR = Not Recommended. For additional material information, see material portfolio.



# 1000FT DP


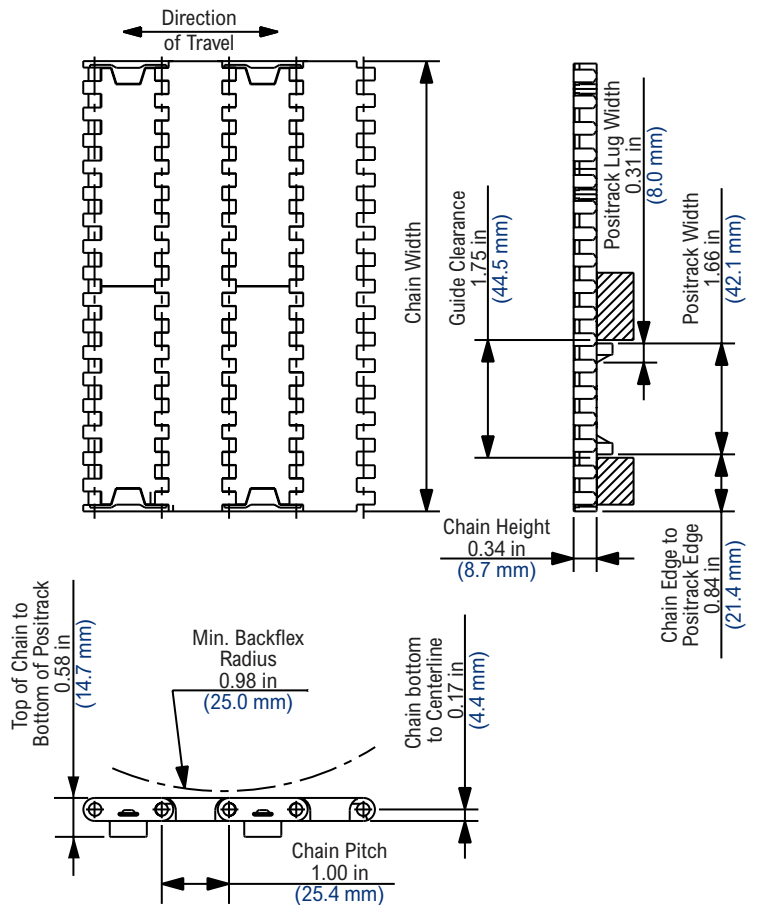


Photo shows 1000 Flat Top Series MatTop Chain with Positrack (DP) Tracking Guides molded in XLG material

## Chain Information

Chain Capacity	Number of Sprockets	
	per ft of width	per m of width
0% - 25%	-	9
25% - 50%	-	11
50% - 75%	-	13
75% - 100%	-	17



## Available Materials

Prefix	Chain Material	Standard Pin Material	Temperature						Chain Strength		Approximate Weight		FDA Approval
			Fahrenheit			Celsius			lbs/ft	N/m	lbs/ft <sup>2</sup>	kg/m <sup>2</sup>	
			min	max		min	max						
<b>Standard Materials</b>													
XLG	Low Friction Green	Polypropylene	-40	180	150	-40	82	66	1,500	21,885	1.33	6.49	Yes

## Regulatory Information

The Food and Drug Administration (FDA) accepts certain materials for direct food contact. FDA approved material is compliant to FDA 21 CFR § 177.

Rexnord and MatTop are trademarks of Rexnord Corporation.

All rights reserved.

## Additional Notes

For chain width information see Rexnord Chain Width Table on page 333.

Open area = 0.0%.

Chain strength is listed at room temperature. NR = Not Recommended.

For additional material information, see material portfolio.

# 1000FT (MTW) DP


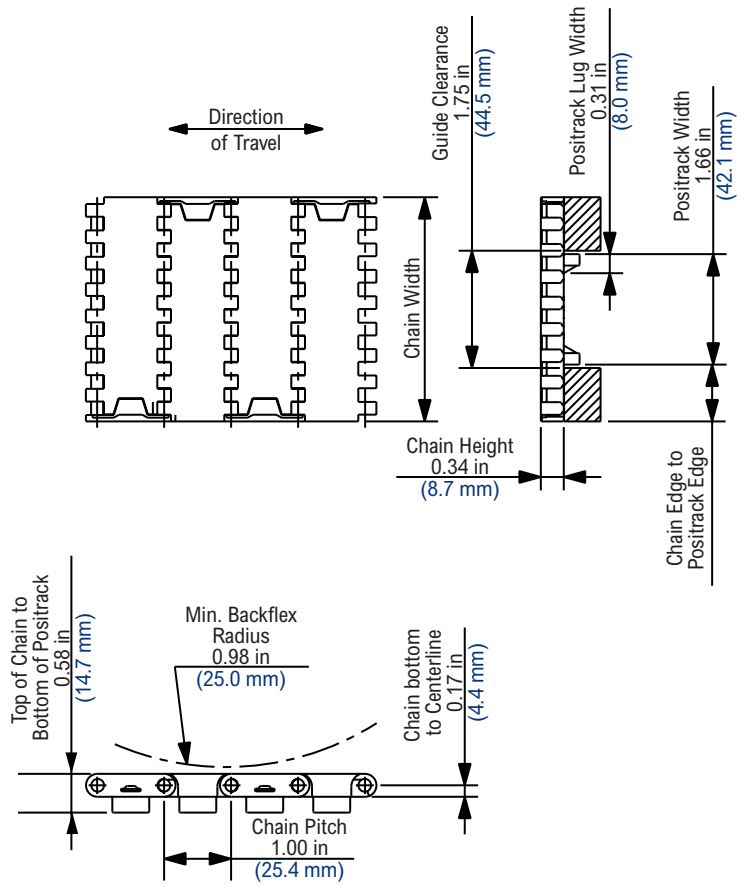


Photo shows 1000 Series Flat Top Molded-to-Width (MTW) MatTop Chain with Positrack (DP) Tracking Guides molded in XLG material



### Chain Information

desc	Chain Width		Chain Edge to Tracking Guide Edge		Number of Sprockets	Chain Strength	
	in	mm	in	mm		lbs	N
85MM	3.35	85.0	0.85	21.5	1	420	1,868

### Available Materials

Prefix	Chain Material	Standard Pin Material	Temperature						Approximate Weight		FDA Approval
			Fahrenheit			Celsius					
			min	max		min	max		lbs/ft <sup>2</sup>	kg/m <sup>2</sup>	
			dry	wet		dry	wet				
<b>Standard Materials</b>											
XLG	Low Friction Green	Polyester	-40	180	150	-40	82	66	1.33	6.49	Yes

### Regulatory Information

The Food and Drug Administration (FDA) accepts certain materials for direct food contact. FDA approved material is compliant to FDA 21 CFR § 177. Rexnord and MatTop are trademarks of Rexnord Corporation. All rights reserved.

### Additional Notes

Stocked in 120 pitch, 10 ft (3.048 m) length strands. Chain strength is based on acetal-based materials and listed at room temperature. NR = Not Recommended. For additional material information, see material portfolio.

# 1000FT Freeflow


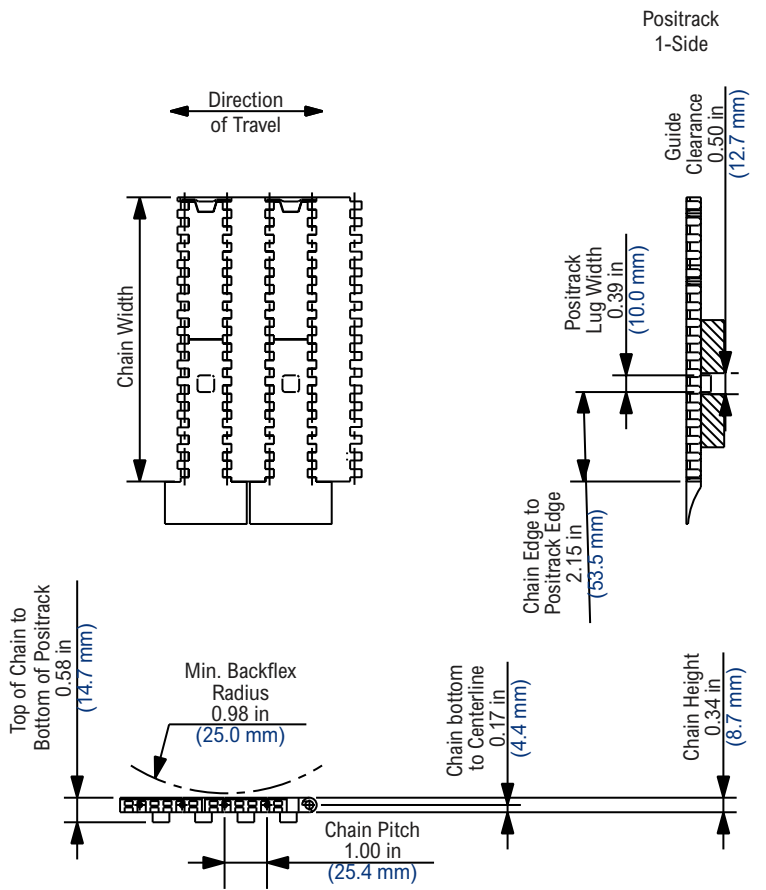


Photo shows 1000 Series Flat Top MatTop Chain with Freeflow and Positrack (DP) Tracking Guides molded in XLG material

## Chain Information

Freeflow can be integrated into any width chain divisible by 85MM



## Available Materials

Prefix	Chain Material	Standard Pin Material	Temperature						Approximate Weight		FDA Approval
			Fahrenheit			Celsius					
			min	max		min	max				
				dry	wet		dry	wet			
lbs/ft <sup>2</sup>	kg/m <sup>2</sup>										
<b>Standard Materials</b>											
XLG	Low Friction Green	Polypropylene	-40	180	150	-40	82	66	1.33	6.49	Yes

## Regulatory Information

The Food and Drug Administration (FDA) accepts certain materials for direct food contact. FDA approved material is compliant to FDA 21 CFR § 177. Rexnord and MatTop are trademarks of Rexnord Corporation. All rights reserved.

## Additional Notes

Stocked in 120 pitch, 10 ft (3.048 m) length strands. Chain strength is based on acetal-based materials and listed at room temperature. NR = Not Recommended. For additional material information, see material portfolio.

# 1000FG


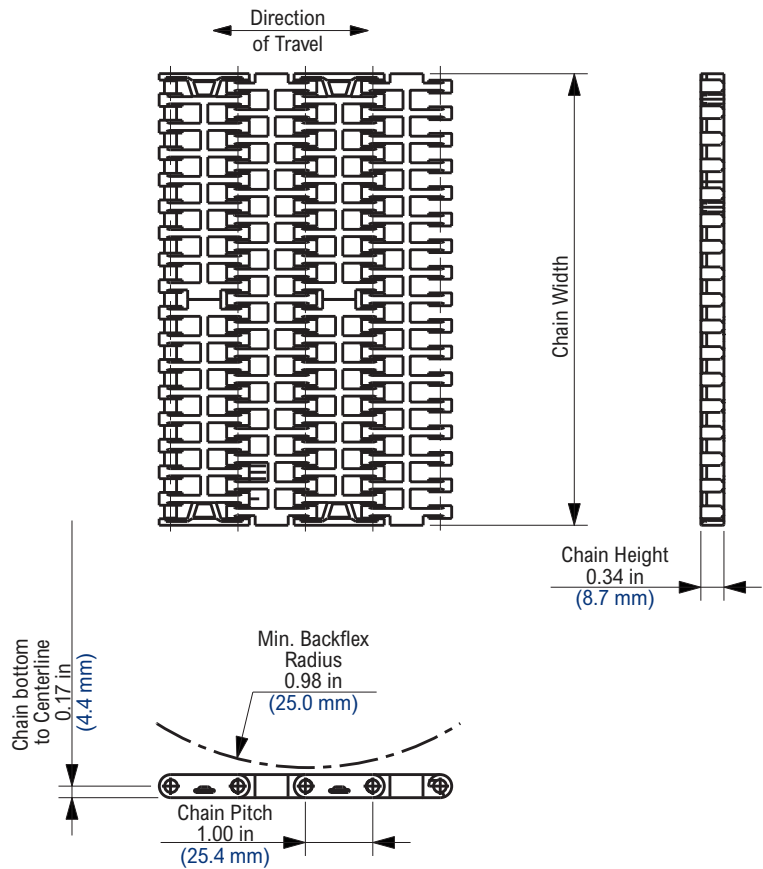


Photo shows 1000 Series Flush Grid MatTop Chain molded in XLG material

### Chain Information

Chain Capacity	Number of Sprockets	
	per ft of width	per m of width
0% - 25%	-	9
25% - 50%	-	11
50% - 75%	-	13
75% - 100%	-	17



### Available Materials

Prefix	Chain Material	Standard Pin Material	Temperature						Chain Strength		Approximate Weight		FDA Approval
			Fahrenheit			Celsius							
			min	max		min	max		lbs/ft	N/m	lbs/ft <sup>2</sup>	kg/m <sup>2</sup>	
				dry	wet		dry	wet					
<b>Standard Materials</b>													
XLG	Low Friction Green	Polypropylene	-40	180	150	-40	82	66	1,500	21,885	1.11	5.42	Yes

### Regulatory Information

The Food and Drug Administration (FDA) accepts certain materials for direct food contact. FDA approved material is compliant to FDA 21 CFR § 177. Rexnord and MatTop are trademarks of Rexnord Corporation. All rights reserved.

### Additional Notes

For chain width information see Rexnord Chain Width Table on page 333. Open area = 40.0%. Chain strength is listed at room temperature. NR = Not Recommended. For additional material information, see material portfolio.

# 1000FG DP


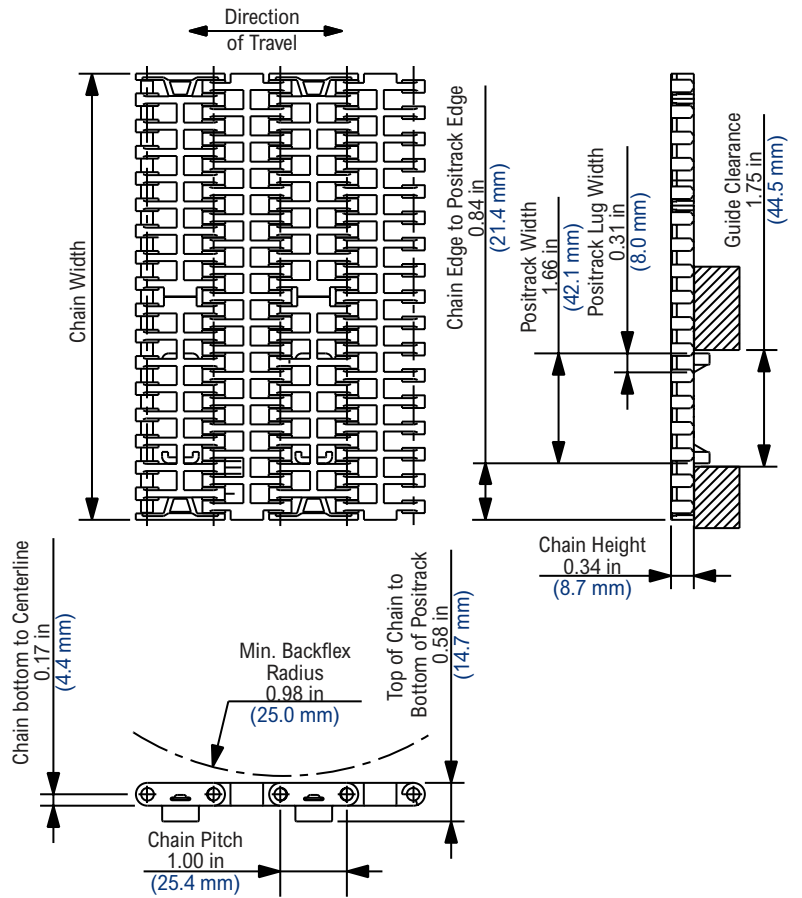


Photo shows 1000 Series Flush Grid MatTop Chain with Positrack (DP) Tracking Guides molded in XLG material

### Chain Information

Chain Capacity	Number of Sprockets	
	per ft of width	per m of width
0% - 25%	-	9
25% - 50%	-	11
50% - 75%	-	13
75% - 100%	-	17



### Available Materials

Prefix	Chain Material	Standard Pin Material	Temperature						Chain Strength		Approximate Weight		FDA Approval
			Fahrenheit			Celsius			lbs/ft	N/m	lbs/ft <sup>2</sup>	kg/m <sup>2</sup>	
			min	max		min	max						
<b>Standard Materials</b>													
XLG	Low Friction Green	Polypropylene	-40	180	150	-40	82	66	1,500	21,885	1.11	5.42	Yes

### Regulatory Information

The Food and Drug Administration (FDA) accepts certain materials for direct food contact. FDA approved material is compliant to FDA 21 CFR § 177.

Rexnord and MatTop are trademarks of Rexnord Corporation.

All rights reserved.

### Additional Notes

Chain strength is listed at room temperature. NR = Not Recommended.

For additional material information, see material portfolio.

For chain width information see Rexnord Chain Width Table on page 333.

Open area = 40.0%.



# 1000FG (MTW) DP


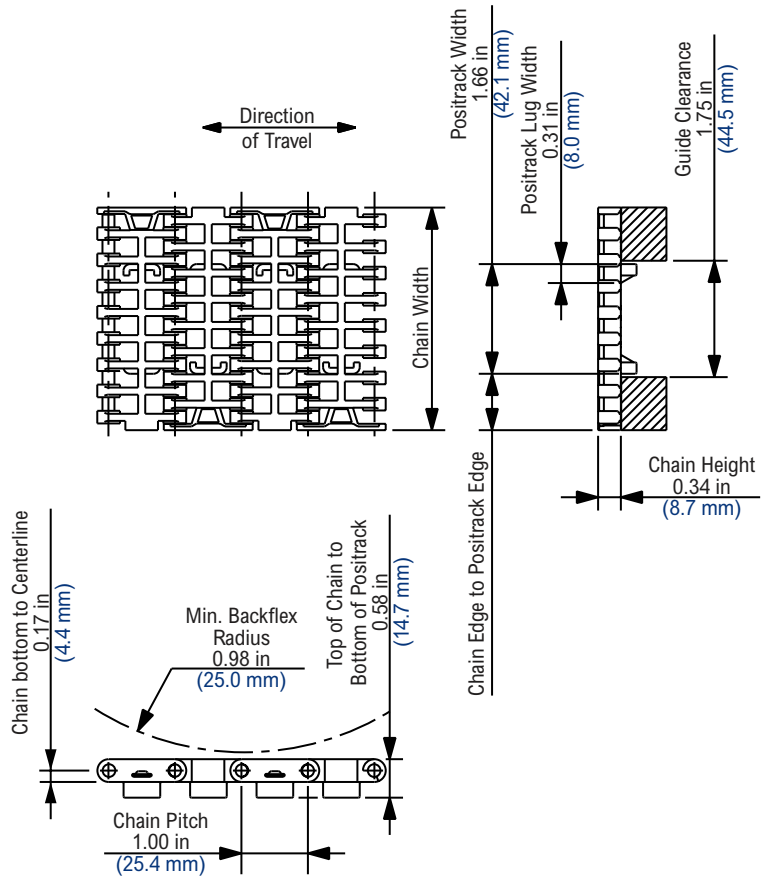


Photo shows 1000 Series Flush Grid Molded-to-Width (MTW) MatTop Chain with Positrack (DP) Tracking Guides molded in XLG material

### Chain Information

desc	Chain Width		Chain Edge to Tracking Guide Edge		Number of Sprockets	Chain Strength	
	in	mm	in	mm		lbs	N
85MM	3.35	85.0	0.85	21.5	1	420	1,868



### Available Materials

Prefix	Chain Material	Standard Pin Material	Temperature						Approximate Weight		FDA Approval
			Fahrenheit			Celsius					
			min	max		min	max		lbs/ft <sup>2</sup>	kg/m <sup>2</sup>	
			dry	wet		dry	wet				
<b>Standard Materials</b>											
XLG	Low Friction Green	Polyester	-40	180	150	-40	82	66	1.11	5.42	Yes

### Regulatory Information

The Food and Drug Administration (FDA) accepts certain materials for direct food contact. FDA approved material is compliant to FDA 21 CFR § 177.

Rexnord and MatTop are trademarks of Rexnord Corporation.

All rights reserved.

### Additional Notes

Stocked in 120 pitch, 10 ft (3.048 m) length strands.

Chain strength is based on acetal-based materials and listed at room temperature. NR = Not Recommended.

For additional material information, see material portfolio.



# 1000FG Freeflow


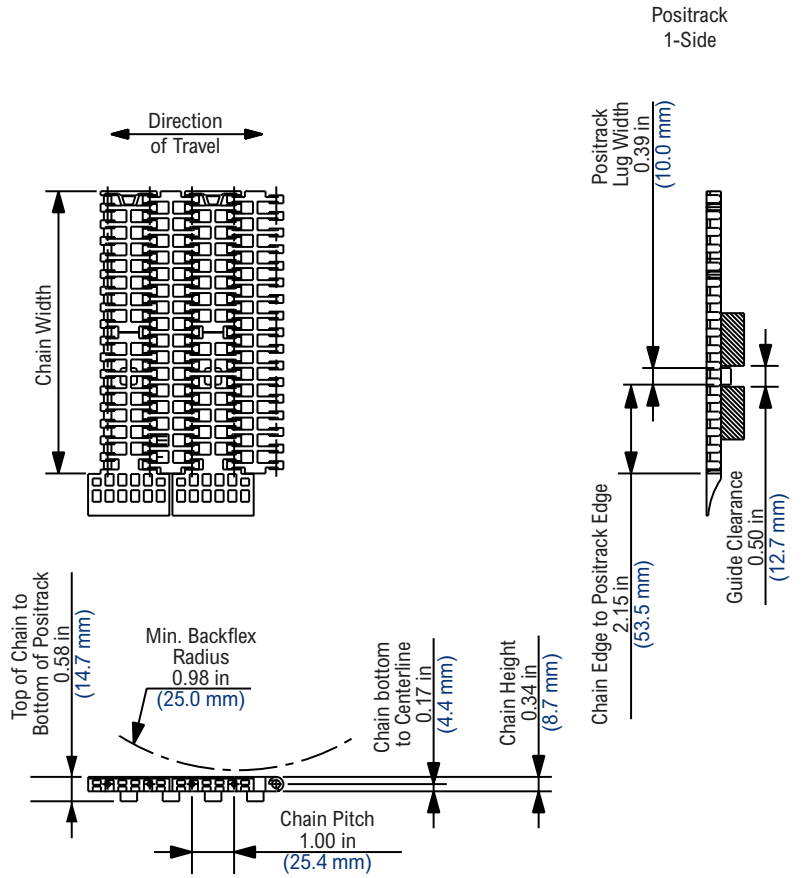


Photo shows 1000 Series Flush Grid MatTop Chain with Freeflow and Positrack (DP) Tracking Guides molded in XLG material

## Chain Information

Freeflow can be integrated into any width chain divisible by 85MM



## Available Materials

Prefix	Chain Material	Standard Pin Material	Temperature						Approximate Weight		FDA Approval
			Fahrenheit			Celsius					
			min	max		min	max		lbs/ft <sup>2</sup>	kg/m <sup>2</sup>	
				dry	wet		dry	wet			
<b>Standard Materials</b>											
XLG	Low Friction Green	Polypropylene	-40	180	150	-40	82	66	1.11	5.42	Yes

## Regulatory Information

The Food and Drug Administration (FDA) accepts certain materials for direct food contact. FDA approved material is compliant to FDA 21 CFR § 177. Rexnord and MatTop are trademarks of Rexnord Corporation. All rights reserved.

## Additional Notes

Stocked in 120 pitch, 10 ft (3.048 m) length strands. Chain strength is based on acetal-based materials and listed at room temperature. NR = Not Recommended. For additional material information, see material portfolio.

# 1000RRR


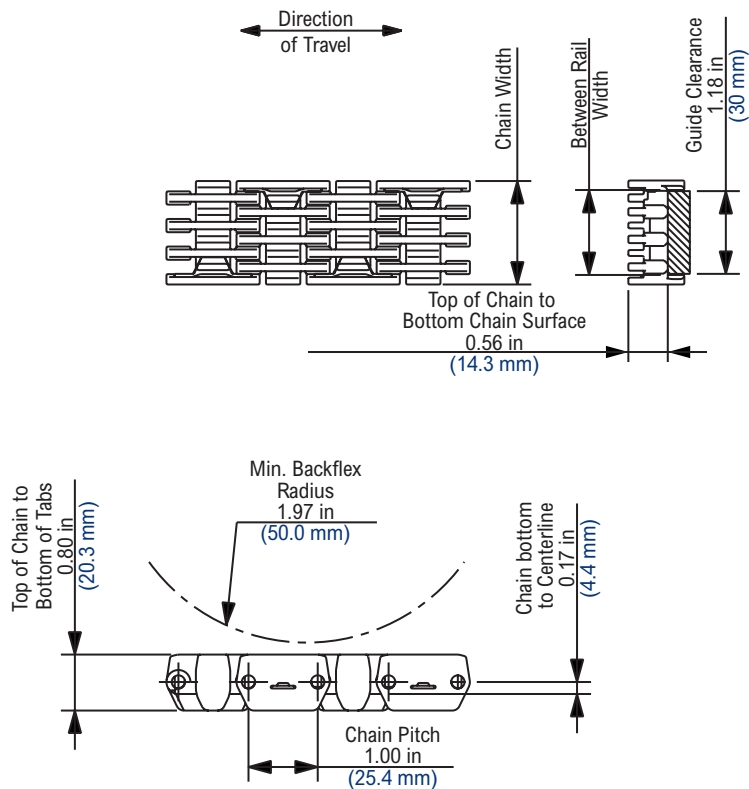


Photo shows 1000 Series Raised Rib Molded-to-Width (MTW) MatTop Chain with Railtrack Tracking Guides molded in XLG material

### Chain Information

desc	Chain Width		Number of Sprockets	Chain Strength	
	in	mm		lbs	N
38MM	1.50	38.0	1	90	400



### Available Materials

Prefix	Chain Material	Standard Pin Material	Temperature						Approximate Weight		FDA Approval
			Fahrenheit			Celsius					
			min	max		min	max		lbs/ft <sup>2</sup>	kg/m <sup>2</sup>	
			dry	wet		dry	wet				
<b>Standard Materials</b>											
XLG	Low Friction Green	Polyester	-40	180	150	-40	82	66	1.63	7.96	Yes

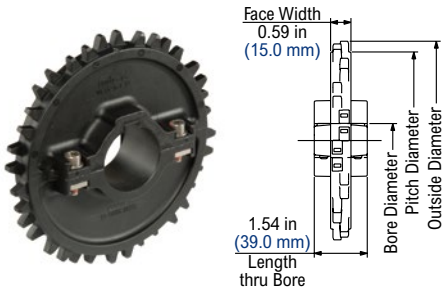
### Regulatory Information

The Food and Drug Administration (FDA) accepts certain materials for direct food contact. FDA approved material is compliant to FDA 21 CFR § 177. Rexnord and MatTop are trademarks of Rexnord Corporation. All rights reserved.

### Additional Notes

Stocked in 120 pitch, 10 ft (3.048 m) length strands. Chain strength is based on acetal-based materials and listed at room temperature. NR = Not Recommended. RRR1000-38XLG is Part No. 10147968. For additional material information, see material portfolio.

**NS1000 Thermoplastic Split Sprocket**



**NS1000 Thermoplastic Split Sprocket Imperial Information**

Number of Teeth		Pitch Diameter		Outside Diameter		Bore Diameter				Approximate Weight		
						Round		Square				
actual	effect	in	mm	in	mm	in				lbs	kg	
16	16	5.126	130.20	5.14	130.6	-	1 1/2		1 1/2		0.51	0.23
18	18	5.760	146.30	5.78	146.8	1 1/4	1 1/2		1 1/2		0.60	0.27
20	20	6.394	162.41	6.42	163.1	1 1/4	1 1/2		1 1/2		0.70	0.32

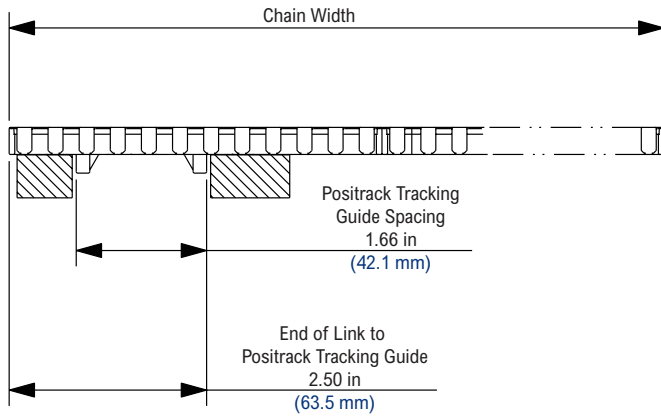
NS1000 sprockets require shaft collars to locate center sprockets.

**NS1000 Thermoplastic Split Sprocket Metric Information**

Number of Teeth		Pitch Diameter		Outside Diameter		Bore Diameter				Approximate Weight			
						Round		Square					
actual	effect	in	mm	in	mm	mm				lbs	kg		
16	16	5.126	130.20	5.14	130.6	30	35	40	-	-	40	0.51	0.23
18	18	5.760	146.30	5.78	146.8	30	35	40	-	60	40	0.60	0.27
20	20	6.394	162.41	6.42	163.1	30	35	40	50	-	40	0.70	0.32

Shaft-ready round bore sprockets are shipped with keyway and no setscrew. Idler bores are designed to spin freely on the shaft.

**Accessories**

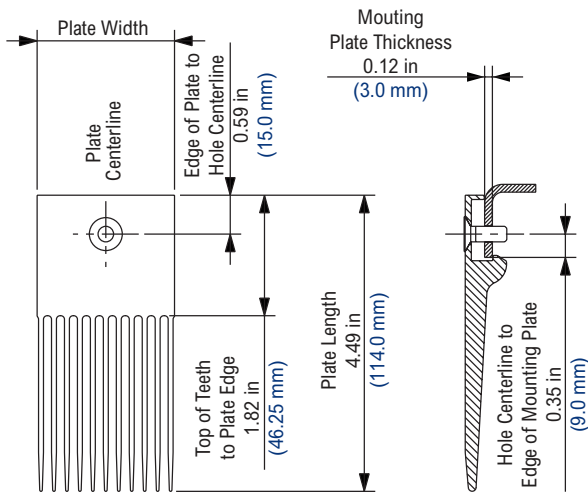


**End Module with Positrack Tracking Guides**

For FGDP and FTDP assembled-to-width chain only.

End modules may be positioned either on the left-hand or right-hand side of the chain.

End modules will be spaced every other pitch.



**1000 Series Transfer Comb**

Part Number	Plate Length		Plate Width		Approximate Weight	
	in	mm	in	mm	lbs	kg
10146448	4.49	114.0	1.69	43.0	0.04	0.02
10146449	4.49	114.0	2.09	53.0	0.31	0.14

For raised rib 1000 Series chains only.

Transfer combs are molded of XLG material.

# 1001 FT (MTW) DP


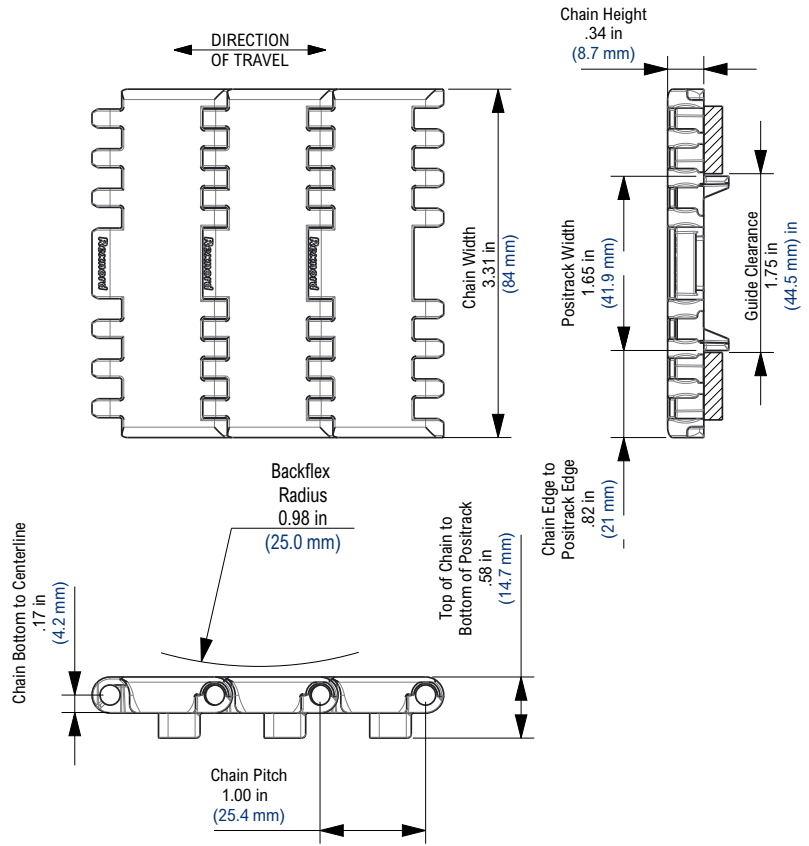


Photo shows 1001 Series Flat Top MatTop Chain with Positrack (DP) Tracking Guides molded in XLG material.



### Chain Information

Chain Width desc	Chain Width		Number of Sprockets	Chain Strength	
	in	mm		lbs	N
84MM	3.31	84.0	1	337	1,500

### Available Materials

Prefix	Chain Material	Standard Pin Material	Temperature						Approximate Weight		FDA Approval
			Fahrenheit			Celsius					
			min	max		min	max		lbs/ft <sup>2</sup>	kg/m <sup>2</sup>	
			dry	wet		dry	wet				
<b>Standard Materials</b>											
XLG	Low Friction Green	Polyester	-40	+180	+150	-40	+82	+66	1.33	6.50	Yes

### Regulatory Information

The Food and Drug Administration (FDA) accepts certain materials for direct food contact. FDA approved material is compliant to FDA 21 CFR § 177.

Rexnord, MatTop and Dry-PT are trademarks of Rexnord Corporation.

All rights reserved. Patent Pending

### Additional Notes

Chain strength is listed at room temperature. NR = Not Recommended.

For additional material information, see material portfolio.

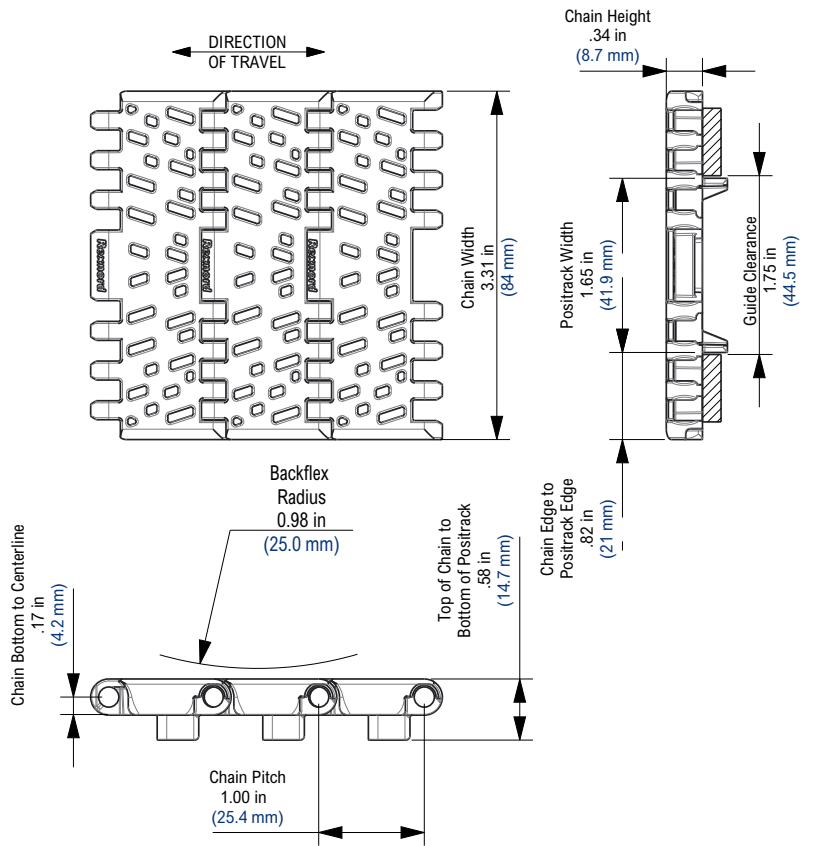
# 1001 FG (MTW) DP



Photo shows 1001 Series Flush Grid MatTop Chain with Positrack (DP) Tracking Guides molded in XLG material.

### Chain Information

Chain Width			Number of Sprockets	Chain Strength	
desc	in	mm		lbs	N
84MM	3.31	84.0	1	337	1,500



### Available Materials

Prefix	Chain Material	Standard Pin Material	Temperature						Approximate Weight		FDA Approval
			Fahrenheit			Celsius					
			min	max		min	max		lbs/ft <sup>2</sup>	kg/m <sup>2</sup>	
<b>Standard Materials</b>											
XLG	Low Friction Green	Polyester	-40	+180	+150	-40	+82	+66	1.29	6.28	Yes

### Regulatory Information

The Food and Drug Administration (FDA) accepts certain materials for direct food contact. FDA approved material is compliant to FDA 21 CFR § 177. Rexnord, MatTop and Dry-PT are trademarks of Rexnord Corporation. All rights reserved. Patent Pending

### Additional Notes

Open area = 25%  
Chain strength is listed at room temperature. NR = Not Recommended.  
For additional material information, see material portfolio.

# 1255


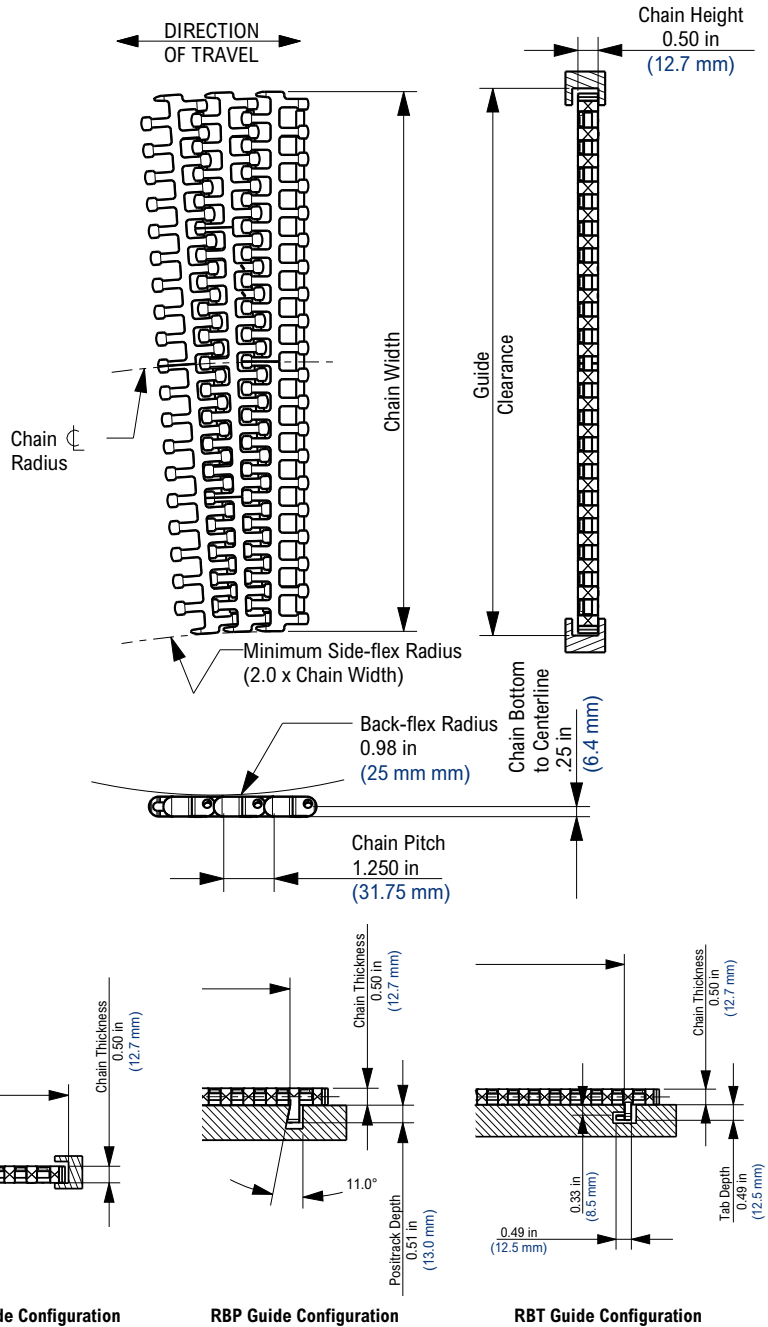


Photo shows 1255 MatTop Chain molded in XLG material.

### Chain Information

Chain Width		Drive Sprockets	Idler Sprockets
in	mm		
6.69	170	3	2
10.04	255	5	3
13.39	340	6	4
16.73	425	7	5
20.08	510	8	6
23.43	595	9	7
26.77	680	10	8



RB Guide Configuration

RBP Guide Configuration

RBT Guide Configuration

### Available Materials

Prefix	Chain Material	Standard Pin Material	Temperature						Chain Strength				Approximate Weight		FDA Approval
			Fahrenheit			Celsius			Straight		Curve		lbs/ft <sup>2</sup>	kg/m <sup>2</sup>	
			min	max		min	max		lbs/ft	N/m	lbs	N			
				dry	wet		dry	wet							
<b>Standard Materials</b>															
XLG	Low Friction Green	Polyester	-40	180	150	-40	82	66	1,508	22,000	450	2,000	1.64	8.00	Yes

### Regulatory Information

The Food and Drug Administration (FDA) accepts certain materials for direct food contact. FDA approved material is compliant to FDA 21 CFR § 177.

Rexnord and MatTop are trademarks of Rexnord Corporation.

All rights reserved Patent Pending.

### Additional Notes

Open area = 39.0%

Chain strength is listed at room temperature. NR = Not Recommended.

"S-turn" capable MatTop Chain



# 1255 SuperGrip


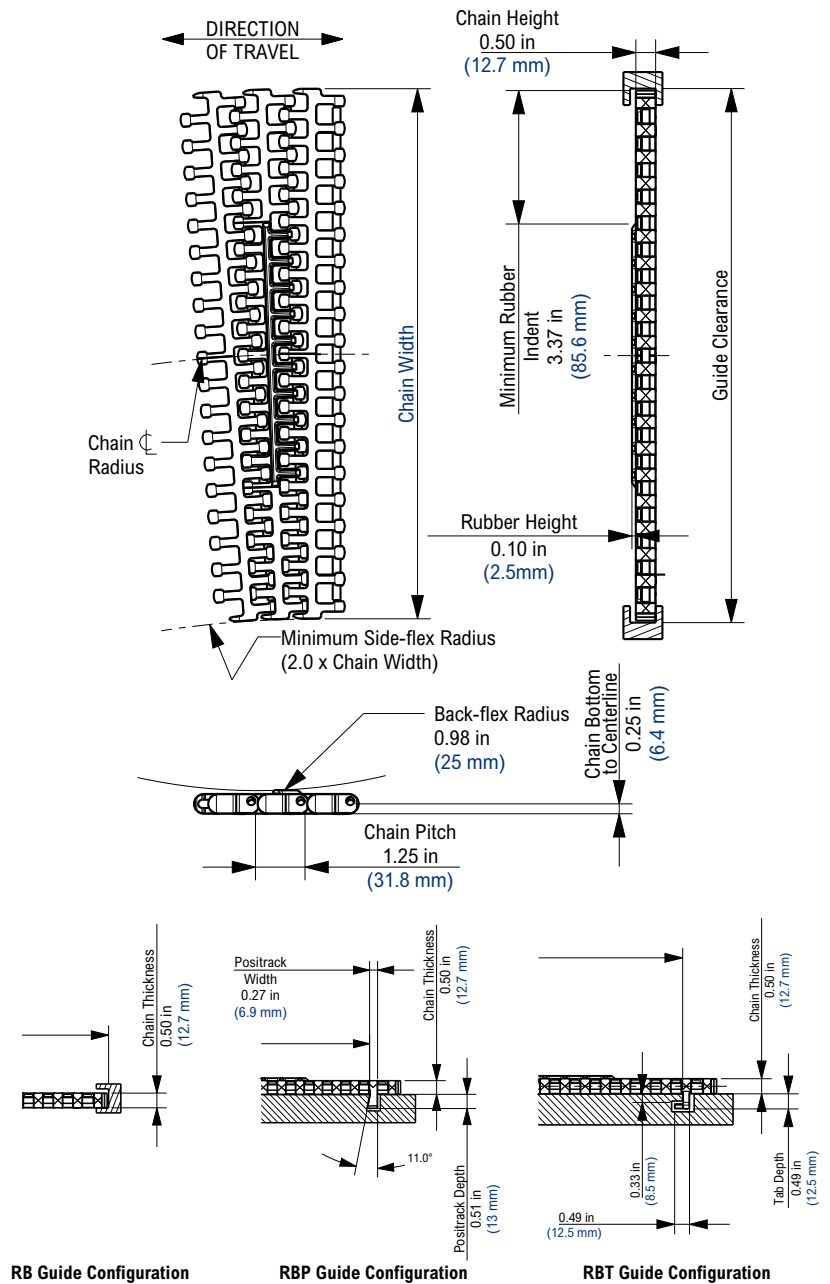


Photo shows 1255 SuperGrip MatTop Chain molded in XLG material.

## Chain Information

Chain Width		Drive Sprockets	Idler Sprockets
in	mm		
6.69	170	3	2
10.04	255	5	3
13.39	340	6	4
16.73	425	7	5
20.08	510	8	6
23.43	595	9	7
26.77	680	10	8



RB Guide Configuration

RBP Guide Configuration

RBT Guide Configuration

## Available Materials

Prefix	Chain Material	Standard Pin Material	Temperature						Chain Strength				Approximate Weight		FDA Approval
			Fahrenheit			Celsius			Straight		Curve		lbs/ft <sup>2</sup>	kg/m <sup>2</sup>	
			min	max dry	max wet	min	max dry	max wet	lbs/ft	N/m	lbs	N			
Standard Materials															
XLG	Low Friction Green	Polyester	-40	180	150	-40	82	66	1,508	22,000	450	2,000	1.64	8.00	Yes
SMB	Blue Cut Resistant	Polyester	-40	180	150	-40	82	66	1,508	22,000	450	2,000	1.64	8.00	Yes
WSM	White Cut Resistant	Polyester	-40	180	150	-40	82	66	1,508	22,000	450	2,000	1.64	8.00	Yes

## Regulatory Information

The Food and Drug Administration (FDA) accepts certain materials for direct food contact. FDA approved material is compliant to FDA 21 CFR § 177.

Rexnord and MatTop are trademarks of Rexnord Corporation.

All rights reserved Patent Pending.

## Additional Notes

Open area = 39.0%

Chain strength is listed at room temperature. NR = Not Recommended.

"S-turn" capable MatTop Chain

# 1265


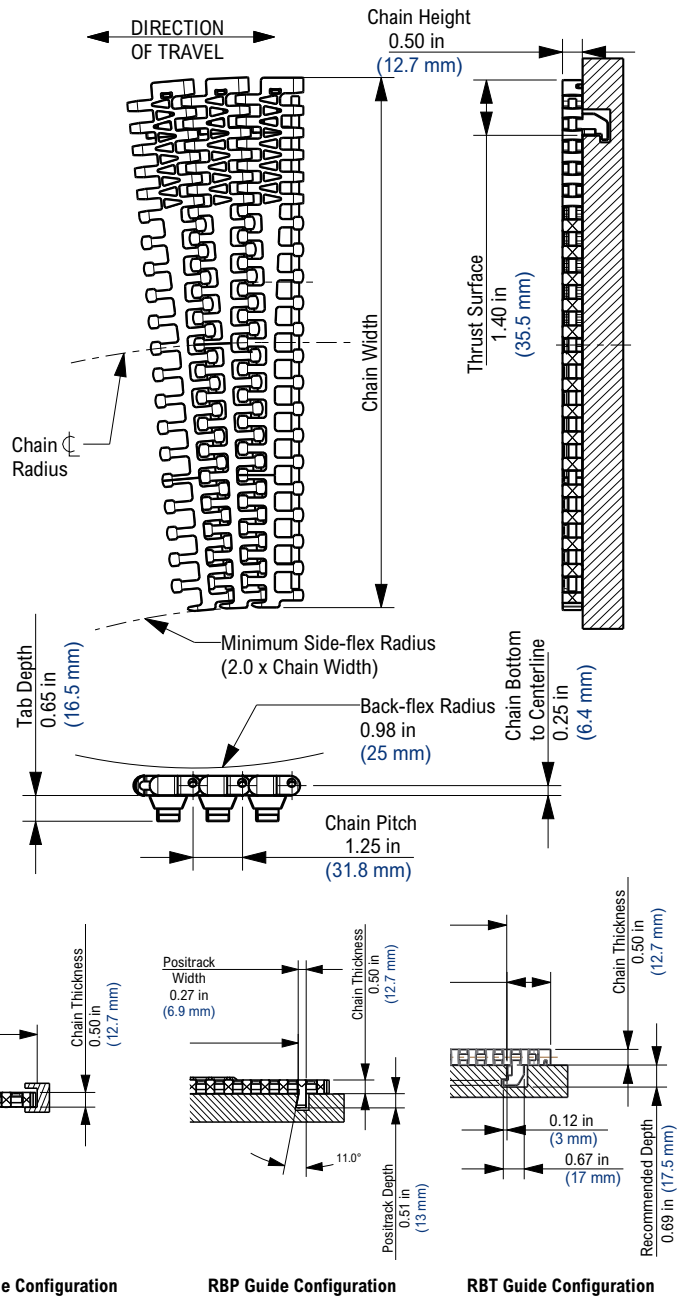


Photo shows 1265 MatTop Chain molded in XLG material.

### Chain Information

Chain Width		Drive Sprockets	Idler Sprockets
in	mm		
10.04	255	4	3
13.39	340	5	4
16.73	425	6	5
20.08	510	7	6
23.43	595	8	7
26.77	680	9	8
30.12	765	10	9
33.46	850	11	10
36.81	935	12	11
40.16	1020	13	12
43.50	1105	14	13
46.85	1190	15	14
50.20	1275	16	15
53.54	1360	17	16
56.89	1445	18	17
60.24	1530	19	18



### Available Materials

Prefix	Chain Material	Standard Pin Material	Temperature						Chain Strength				Approximate Weight		FDA Approval	
			Fahrenheit			Celsius			Straight		Curve		lbs/ft <sup>2</sup>	kg/m <sup>2</sup>		
			min	max		min	max		lbs/ft	N/m	lbs	N				
<b>Standard Materials</b>																
XLG	Low Friction Green	Polyester	-40	180	150	-40	82	66	1,508	22,000	674	3,000	1.64	8.00	Yes	

### Regulatory Information

The Food and Drug Administration (FDA) accepts certain materials for direct food contact. FDA approved material is compliant to FDA 21 CFR § 177. Rexnord and MatTop are trademarks of Rexnord Corporation. All rights reserved Patent Pending.

### Additional Notes

Open area = 39.0%  
 Chain strength is listed at room temperature. NR = Not Recommended.  
 1265 combines 1255 inner & center modules with high strength 1265 outer modules.  
 CW or CCW turn capable


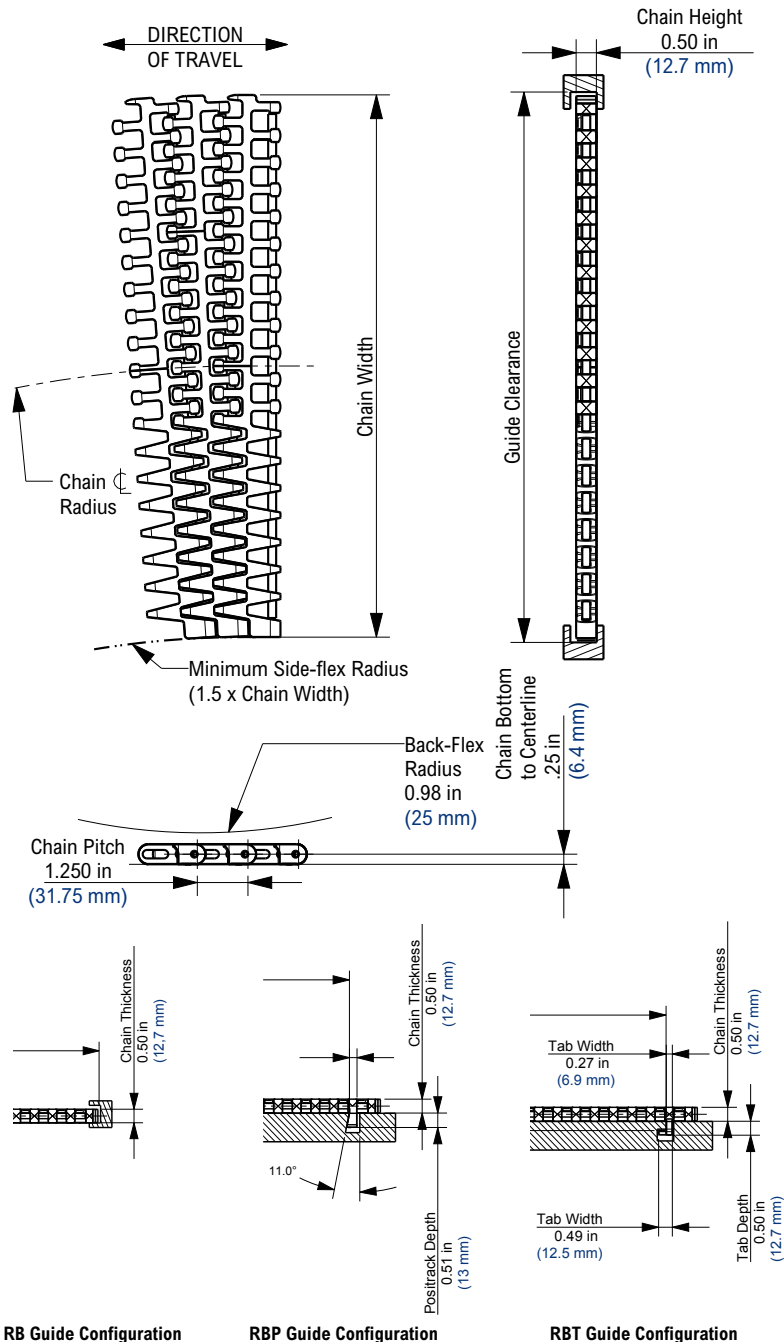


Photo shows 1275 MatTop Chain molded in XLG material.



**Chain Information**

Chain Width		Drive Sprockets	Idler Sprockets
in	mm		
10.04	255	5	3
13.39	340	6	4
16.73	425	7	5
20.08	510	8	6
23.43	595	9	7
26.77	380	10	8
30.12	765	11	9

RB Guide Configuration

RBP Guide Configuration

RBT Guide Configuration

**Available Materials**

Prefix	Chain Material	Standard Pin Material	Temperature						Chain Strength				Approximate Weight		FDA Approval
			Fahrenheit			Celsius			Straight		Curve		lbs/ft <sup>2</sup>	kg/m <sup>2</sup>	
			min	max		min	max		lbs/ft	N/m	lbs	N			
<b>Standard Materials</b>															
XLG	Low Friction Green	Polyester	-40	180	150	-40	82	66	1,508	22,000	450	2,000	1.64	8.00	Yes
WHT	White High Temperature	Polyester	40	220	212	4	104	100	754	11,000	270	1,200	1.07	5.20	Yes

**Regulatory Information**

The Food and Drug Administration (FDA) accepts certain materials for direct food contact. FDA approved material is compliant to FDA 21 CFR § 177. Rexnord and MatTop are trademarks of Rexnord Corporation. All rights reserved Patent Pending.

**Additional Notes**

Open area = 39.0%  
 Chain strength is listed at room temperature. NR = Not Recommended.  
 1275 combines 1255 outer & center modules with tight side-flexing 1275 inner modules.  
 CW or CCW turn capable

**1285**


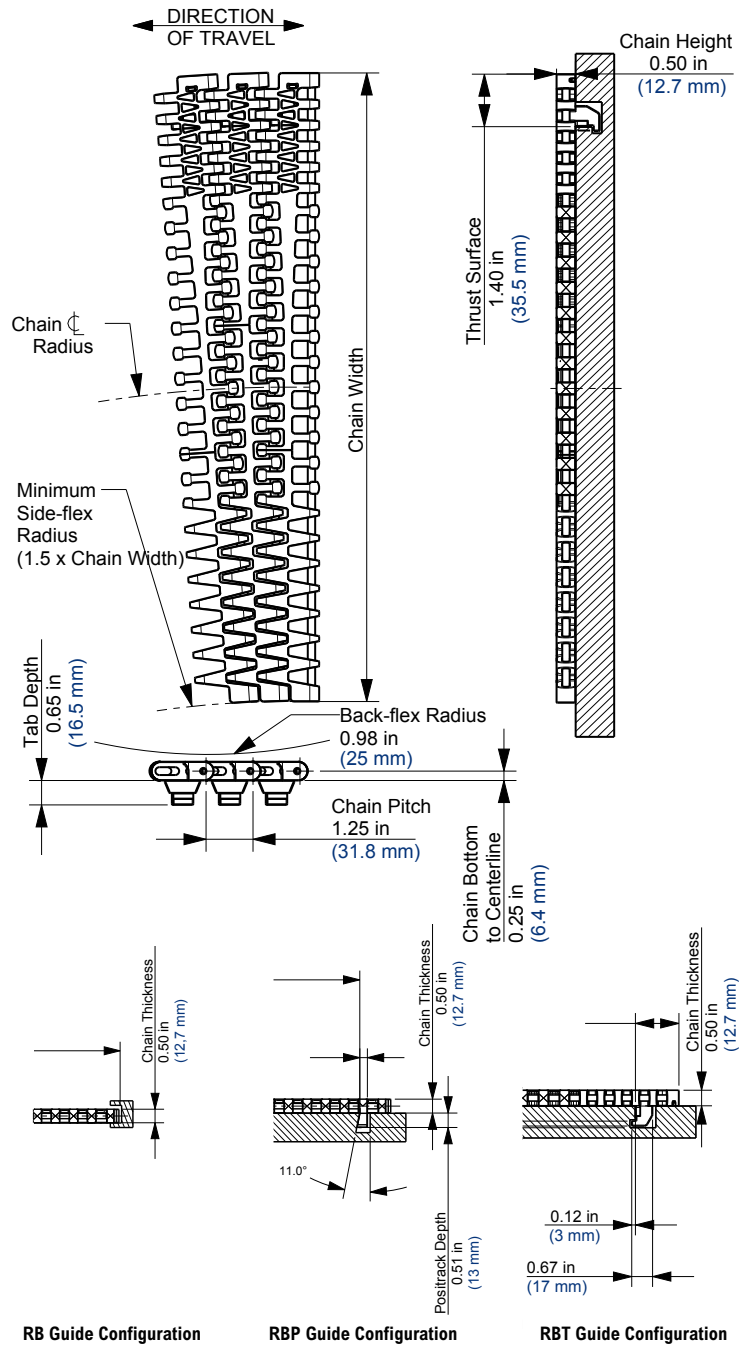


Photo shows 1285 MatTop Chain molded in XLG material.

**Chain Information**

Chain Width		Drive Sprockets	Idler Sprockets
in	mm		
13.39	340	5	4
16.73	425	6	5
20.08	510	7	6
23.43	595	8	7
26.77	680	9	8
30.12	765	10	9
33.46	850	11	10
36.81	935	12	11
40.16	1020	13	12
43.50	1105	14	13
46.85	1190	15	14
50.20	1275	16	15
53.54	1360	17	16
56.89	1445	18	17
60.24	1530	19	18



**Available Materials**

Prefix	Chain Material	Standard Pin Material	Temperature						Chain Strength				Approximate Weight		FDA Approval	
			Fahrenheit			Celsius			Straight		Curve		lbs/ft <sup>2</sup>	kg/m <sup>2</sup>		
			min	max		min	max		lbs/ft	N/m	lbs	N				
<b>Standard Materials</b>																
XLG	Low Friction Green	Polyester	-40	180	150	-40	82	66	1,508	22,000	674	3,000	1.64	8.00	Yes	

**Regulatory Information**

The Food and Drug Administration (FDA) accepts certain materials for direct food contact. FDA approved material is compliant to FDA 21 CFR § 177. Rexnord and MatTop are trademarks of Rexnord Corporation. All rights reserved Patent Pending.

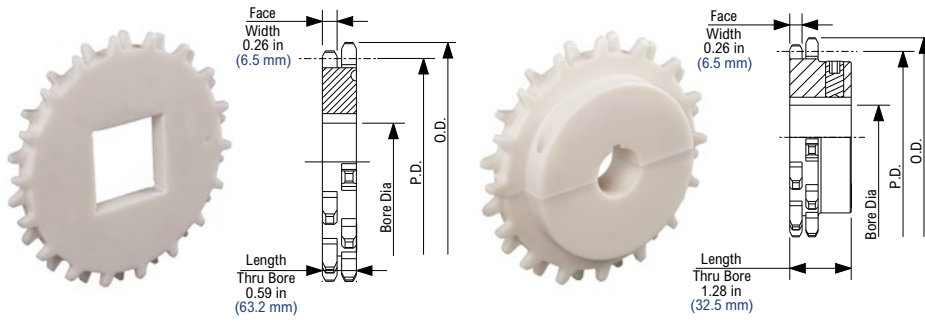
**Additional Notes**

Open area = 39.0%  
 Chain strength is listed at room temperature. NR = Not Recommended.  
 1285 combines 1265 high strength outer modules, 1285 center modules and tight side-flexing 1275 inner modules.  
 CW or CCW turn capable



**KU1200 Thermoplastic Sprocket**

**KUS1200 Thermoplastic Sprocket**



**KU1200 Thermoplastic Sprocket Information**

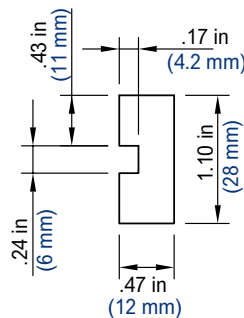
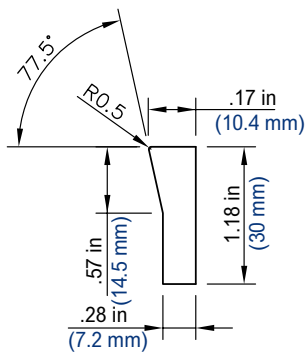
Number of Teeth		Pitch Diameter		Outside Diameter		Bore Diameter (Shaft-Ready)								Bore Diameter (Round)				Approximate Weight	
						Round				Square				in		mm			
						in	mm	in	mm	min	max	min	max	min	max	min	max		
10T	10T	4.047	102.80	4.197	106.60	1	2	25	55	1.0	1.5	25	40	1	2	20	55	0.19	0.09
13T	13T	5.224	132.70	5.413	137.50	1	3	25	75	1.0	2.5	25	60	1	3	20	75	0.38	0.20
15T	15T	6.012	152.70	6.224	158.10	1.188	3.5	30	105	1.0	3	25	70	1	3.5	20	105	0.53	0.24
16T	16T	6.409	162.80	6.626	168.30	1.188	3.5	30	115	1.0	3	25	80	1	3.5	20	115	0.60	0.27

**KUS1200 Thermoplastic Sprocket Information**

Number of Teeth		Pitch Diameter		Outside Diameter		Bore Diameter (Shaft-Ready)								Bore Diameter (Idler)				Approximate Weight	
						Round				Square				in		mm			
						in	mm	in	mm	min	max	min	max	min	max	min	max		
10T	10T	4.047	102.80	4.197	106.60	1	1.5	20	40	1.0	1.375	25	35	1	1.625	25	40	0.39	0.2
13T	13T	5.224	132.70	5.413	137.50	1	1.875	25	45	1.0	1.5	25	40	1	1.875	25	50	0.63	0.3
15T	15T	6.012	152.70	6.224	158.10	1.125	2.75	25	70	1.0	2.25	25	60	1	2.75	25	70	0.86	0.4
16T	16T	6.409	162.80	6.626	168.30	1.25	3	30	70	1.0	2.5	25	65	1	3	25	75	1.03	0.5

**Accessories**

**Extruded Curve Profile**



**RBP Guiding Profile 1255 and 1275**

Part # 10383610

To guide belt through the curve.

Material is ULF

Available in 9.84 ft (3 meter) length strips

**RBT Guiding Profile for 1265 and 1285**

Part # 10383623

To guide belt through the curve.

Material is ULF

Available in 5.91 ft (1.8 meter) length strips

# 1503


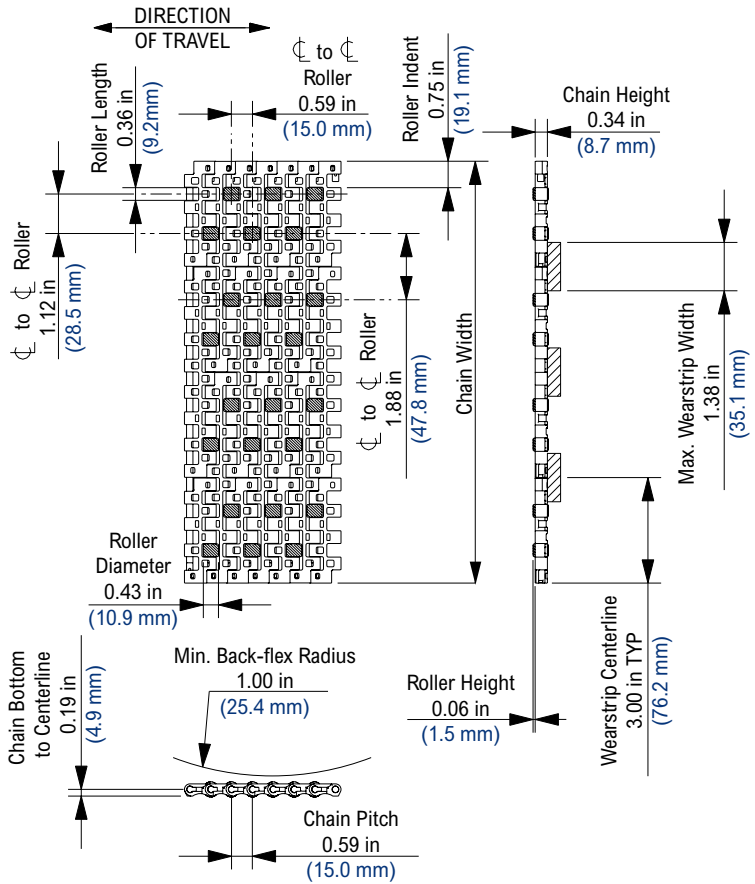


Photo shows 1503 MatTop Chain molded in High Performance (HP) material and yellow acetal rollers.

### Chain Information

Chain Capacity	Number of Sprockets	
	per ft of width	per m of width
0% - 100%	4	13



### Available Materials

Prefix	Chain Material	Standard Pin Material	Temperature						Chain Strength		Approximate Weight		FDA Approval
			Fahrenheit			Celsius							
			min	max		min	max		lbs/ft	N/m	lbs/ft <sup>2</sup>	kg/m <sup>2</sup>	
<b>Standard Materials</b>													
HP	High Performance	Polyester	-40	180	150	-40	82	66	325	4,742	1.30	6.35	Yes
<b>Non-Standard Materials</b>													
PS	Platinum Series	Polyester	-40	180	150	-40	82	66	325	4,742	1.30	6.35	Yes

### Regulatory Information

The Food and Drug Administration (FDA) accepts certain materials for direct food contact. FDA approved material is compliant to FDA 21 CFR § 177.

Rexnord, MatTop, Platinum Series, HP, and PS are trademarks of Rexnord Corporation.

All rights reserved.

U.S. Patent: 5960937

### Additional Notes

Non-Standard products are non-returnable. Minimum order quantity and additional setup charges may also apply.

For chain width information see Rexnord Chain Width Table on page 333. Acetal rollers.

Open area = 26.0%.

Stainless steel pins are available on a made-to-order basis.

Typical coefficient of friction between chain and product = 0.11.

Chain strength is listed at room temperature. NR = Not Recommended.

For additional material information, see material portfolio.




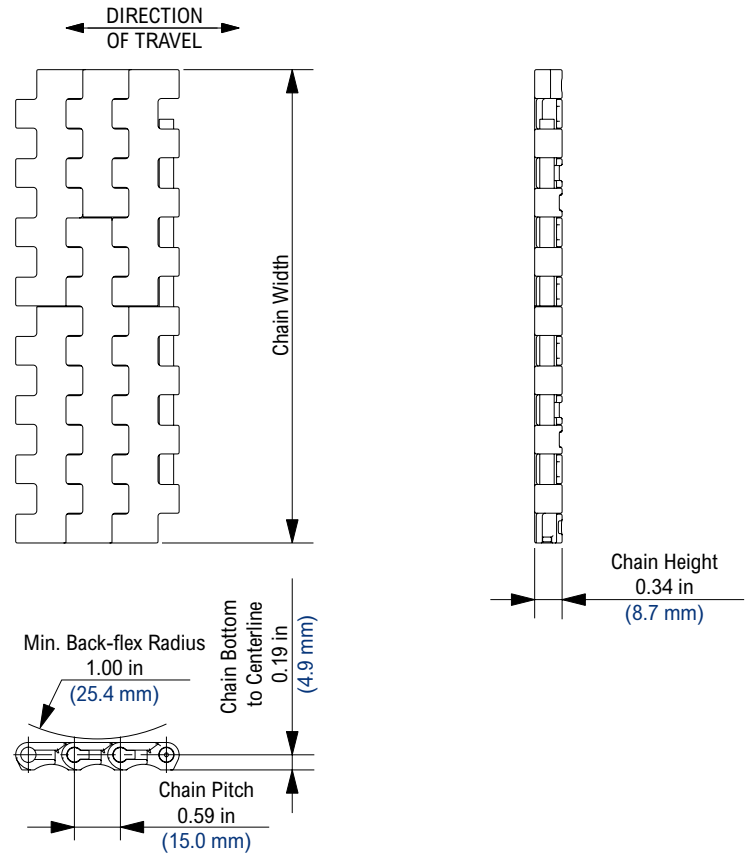


Photo shows 1505 MatTop Chain molded in High Performance (HP) material.



**Chain Information**

Chain Capacity	Number of Sprockets	
	per ft of width	per m of width
0% - 100%	4	13

**Available Materials**

Prefix	Chain Material	Standard Pin Material	Temperature						Chain Strength		Approximate Weight		FDA Approval
			Fahrenheit			Celsius							
			min	max		min	max		lbs/ft	N/m	lbs/ft <sup>2</sup>	kg/m <sup>2</sup>	
<b>Standard Materials</b>													
AS	Anti-Static	Polyester	0	180	NR	-18	82	NR	540	7,879	1.63	7.95	No
Dry-PT	Dry PET Low Friction	Polyester	-40	180	150	-40	82	66	900	13,131	1.63	7.95	Yes
FRPLUS™	Flame Retardant Low Friction	Acetal	0	180	140	-18	82	60	450	6,566	1.43	6.99	No
HP	High Performance	Polyester	-40	180	150	-40	82	66	900	13,131	1.63	7.95	Yes
PSX	Platinum Series X	Polyester	-40	180	150	-40	82	66	900	13,131	1.63	7.95	Yes
WHP	White High Performance	Polyester	-40	180	150	-40	82	66	900	13,131	1.63	7.95	Yes
WHT	White High Temperature	Polyester	40	220	212	4	104	100	500	7,295	1.13	5.52	Yes
<b>Non-Standard Materials</b>													
BLT	Blue Low Temperature	Polyethylene	-100	80	80	-73	27	27	250	3,648	1.13	5.52	Yes
DKA	Abrasion Resistant Composite	Polyester	0	180	150	-18	82	66	900	13,131	1.63	7.95	Yes
ESD	Electrostatic Dissipative	Polyester	0	180	180	-18	82	82	500	7,295	1.13	5.52	No
HT	High Temperature	Polyester	40	220	212	4	104	100	500	7,295	1.13	5.52	Yes
LF	Low Friction	Polyester	-40	180	150	-40	82	66	900	13,131	1.63	7.95	Yes
MR	Melt Resistant	Polyester	-80	220	NR	-62	104	NR	900	13,131	1.63	7.95	No
P	Chemical Resistant	Polyester	0	180	140	-18	82	60	720	10,505	1.63	7.95	Yes
PS	Platinum Series	Polyester	-40	180	150	-40	82	66	900	13,131	1.63	7.95	Yes
SMB	Blue Cut Resistant	Polyester	-40	180	150	-40	82	66	900	13,131	1.63	7.95	Yes
WLT	White Low Temperature	Polyethylene	-100	80	80	-73	27	27	250	3,648	1.13	5.52	Yes
WSM	White Cut Resistant	Polyester	-40	180	150	-40	82	66	900	13,131	1.63	7.95	Yes

**Regulatory Information**

The Food and Drug Administration (FDA) accepts certain materials for direct food contact. FDA approved material is compliant to FDA 21 CFR § 177.

Rexnord, MatTop, Dry-PT, FRPLUS, Platinum Series, Platinum Series X, HP, PS and PSX are trademarks of Rexnord Corporation.

All rights reserved.

U.S. Patent: 5960937

**Additional Notes**

Non-Standard products are non-returnable. Minimum order quantity and additional setup charges may also apply.

For chain width information see Rexnord Chain Width Table on page 333. Open area = 2.0%.

Stainless steel pins are available on a made-to-order basis.

Chain strength is listed at room temperature. NR = Not Recommended.

For additional material information, see material portfolio.

# 1505 RubberTop


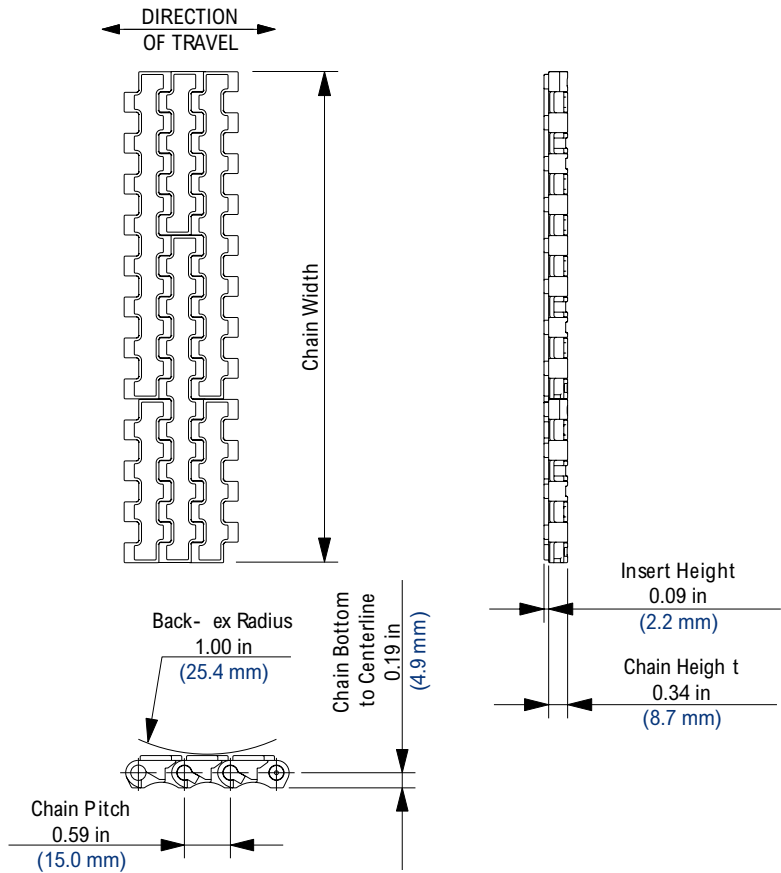


Photo shows 1505 RubberTop MatTop Chain molded in Tough Composite Friction Top (TCF) material.

### Chain Information

Chain Capacity	Number of Sprockets	
	per ft of width	per m of width
0% - 100%	4	13



### Available Materials

Prefix	Chain Material	Standard Pin Material	Temperature						Chain Strength		Approximate Weight		FDA Approval
			Fahrenheit			Celsius							
			min	max		min	max		lbs/ft	N/m	lbs/ft <sup>2</sup>	kg/m <sup>2</sup>	
<b>Standard Materials</b>													
HT	High Temperature	Polyester	40	180	140	4	82	60	500	7,295	1.35	6.59	Yes
GTC	Gray Tough Composite	Acetal	0	180	140	-18	82	60	675	9,848	1.63	7.96	No

### Regulatory Information

The Food and Drug Administration (FDA) accepts certain materials for direct food contact. FDA approved material is compliant to FDA 21 CFR § 177. Rexnord, MatTop and RubberTop are trademarks of Rexnord Corporation. All rights reserved. U.S. Patent: 5960937

### Additional Notes

For chain width information see Rexnord Chain Width Table on page 333. Open area = 2.0%. TC links are molded with 50 Shore A urethane friction pads. HT links are molded with 50 Shore A TPE friction pads. Chain strength is listed at room temperature. NR = Not Recommended. For additional material information, see material portfolio.

# 1505 (MTW)


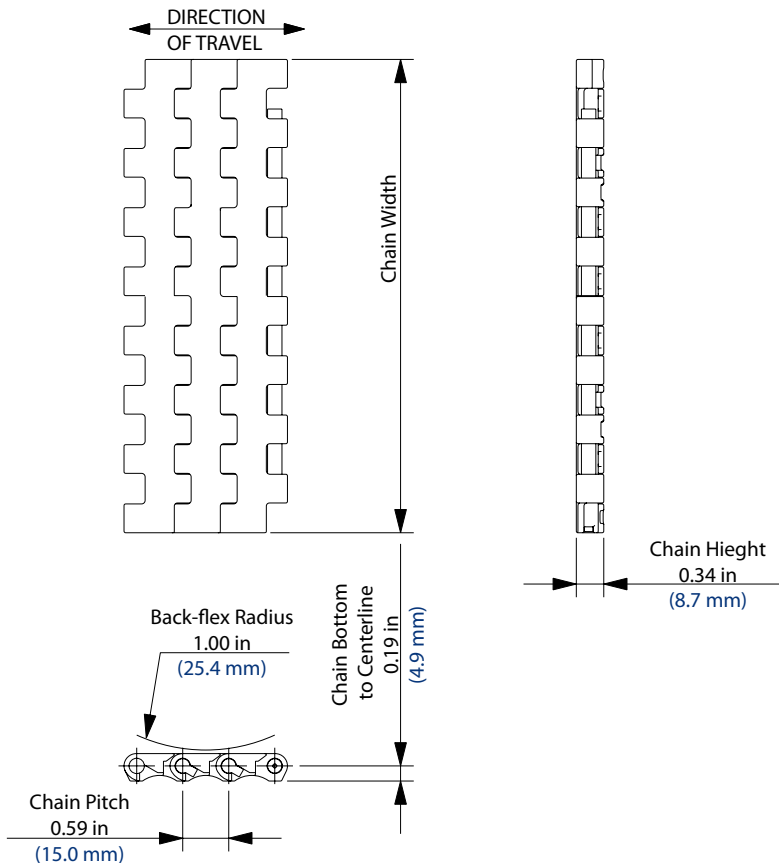


Photo shows 1505 Molded-to-Width (MTW) MatTop Chain molded in High Performance (HP) material.



### Chain Information

desc	Chain Width		Number of Sprockets	Chain Strength	
	in	mm		lbs	N
38MM	1.50	38.0	1	100	445
46MM	1.81	46.0	1	100	445
3	3.00	76.2	1	150	667
4 1/2	4.50	114.3	1	225	1,001
6	6.00	152.4	2	240	1,068

### Available Materials

Prefix	Chain Material	Standard Pin Material	Temperature						Approximate Weight		FDA Approval
			Fahrenheit			Celsius			lbs/ft <sup>2</sup>	kg/m <sup>2</sup>	
			min	max		min	max				
			dry	wet		dry	wet				
<b>Standard Materials</b>											
AS	Anti-Static	Polyester	0	180	NR	-18	82	NR	1.30	6.35	No
Dry-PT	Dry PET Low Friction	Polyester	-40	180	150	-40	82	66	1.30	6.35	Yes
FRPLUS	Flame Retardant Low Friction	Acetal	0	180	140	-18	82	60	1.43	6.99	No
HP	High Performance	Polyester	-40	180	150	-40	82	66	1.30	6.35	Yes
PSX	Platinum Series X	Polyester	-40	180	150	-40	82	66	1.30	6.35	Yes
WHP	White High Performance	Polyester	-40	180	150	-40	82	66	1.30	6.35	Yes
WHT	White High Temperature	Polyester	40	220	212	4	104	100	0.92	4.49	Yes
<b>Non-Standard Materials</b>											
BLT	Blue Low Temperature	Polyethylene	-100	80	80	-73	27	27	0.92	4.49	Yes
DKA	Abrasion Resistant Composite	Polyester	0	180	150	-18	82	66	1.30	6.35	Yes
ESD	Electrostatic Dissipative	Polyester	0	180	180	-18	82	82	0.92	4.49	No
HT	High Temperature	Polyester	40	220	212	4	104	100	0.92	4.49	Yes
LF	Low Friction	Polyester	-40	180	150	-40	82	66	1.30	6.35	Yes
MR	Melt Resistant	Polyester	-80	220	NR	-62	104	NR	1.30	6.35	No
P	Chemical Resistant	Polyester	0	180	140	-18	82	60	1.30	6.35	Yes
PS	Platinum Series	Polyester	-40	180	150	-40	82	66	1.30	6.35	Yes
SMB	Blue Cut Resistant	Polyester	-40	180	150	-40	82	66	1.30	6.35	Yes
WLT	White Low Temperature	Polyethylene	-100	80	80	-73	27	27	0.92	4.49	Yes
WSM	White Cut Resistant	Polyester	-40	180	150	-40	82	66	1.30	6.35	Yes

### Regulatory Information

The Food and Drug Administration (FDA) accepts certain materials for direct food contact. FDA approved material is compliant to FDA 21 CFR § 177.

Rexnord, MatTop, Dry-PT, FRPLUS, Platinum Series, Platinum Series X, HP, PS and PSX are trademarks of Rexnord Corporation.

All rights reserved.

U.S. Patent: 5960937

### Additional Notes

Non-Standard products are non-returnable. Minimum order quantity and additional setup charges may also apply.

Stocked in 204 pitch, 10 ft (3.048 m) length strands.

Open area = 2.0%.

Stainless steel pins are available on a made-to-order basis.

Chain strength is based on acetal-based materials and is listed at room temperature. NR = Not Recommended.

For additional material information, see material portfolio.

# 1505 DTS PT


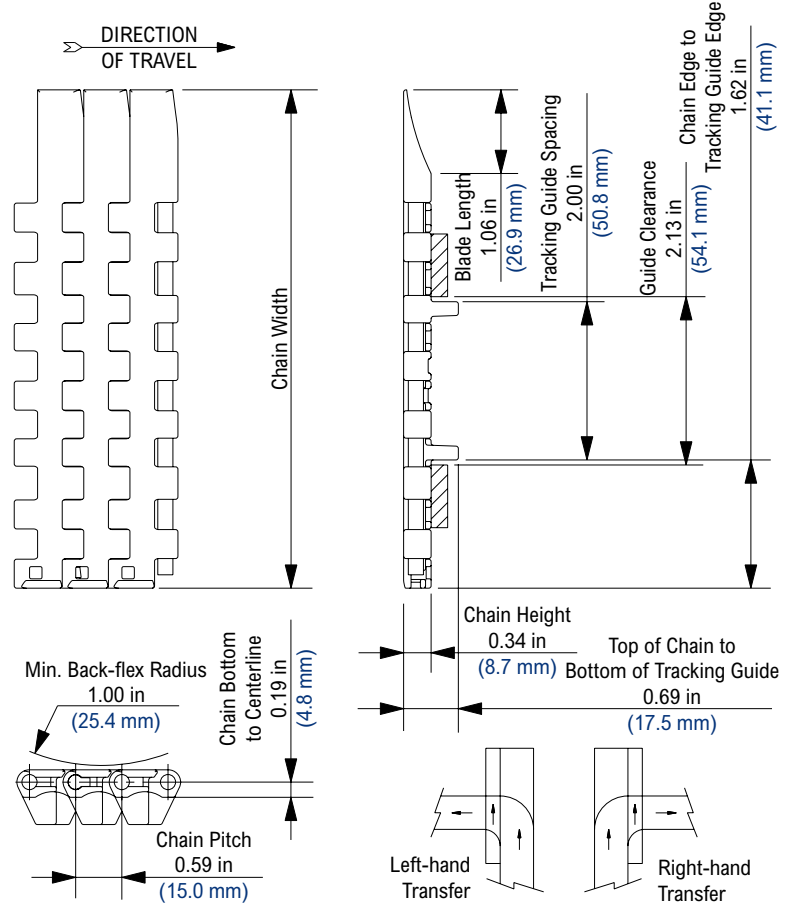


Photo shows 1505 MatTop Chain with DynamicTransfer System™ (DTS) and Positrack (PT) Tracking Guides molded in High Performance (HP) material.

## Chain Information

Chain Width		Chain Edge to Tracking Guide Edge		Number of Sprockets	Chain Strength		
desc	in	mm	in		mm	lbs	N
4 1/2	6.30	160.0	1.62	41.1	1	225	1,001



## Available Materials

Prefix	Chain Material	Standard Pin Material	Temperature						Approximate Weight		FDA Approval
			Fahrenheit			Celsius					
			min	max		min	max		lbs/ft <sup>2</sup>	kg/m <sup>2</sup>	
<b>Standard Materials</b>											
Dry-PT	Dry PET Low Friction	Polyester	-40	180	150	-40	82	66	1.30	6.35	Yes
HP	High Performance	Polyester	-40	180	150	-40	82	66	1.30	6	Yes
<b>Non-Standard Materials</b>											
AS	Anti-Static	Polyester	0	180	NR	-18	82	NR	1.30	6	No
FR	Flame Retardant	Polyester	0	180	140	-18	82	60	1.30	6	No
FRPLUS	Flame Retardant Low Friction	Acetal	0	180	140	-18	82	60	1.43	6.99	No
LF	Low Friction	Polyester	-40	180	150	-40	82	66	1.30	6	Yes

## Regulatory Information

The Food and Drug Administration (FDA) accepts certain materials for direct food contact. FDA approved material is compliant to FDA 21 CFR § 177. Rexnord, MatTop, Dry-PT, DTS, DynamicTransfer System, FRPLUS and HP are trademarks of Rexnord Corporation. All rights reserved. U.S. Patent: 5634550, 5960937

## Additional Notes

Non-Standard products are non-returnable. Minimum order quantity and additional setup charges may also apply. Stocked in 204 pitch, 10 ft (3.048 m) length strands. Available in both left-hand and right-hand modules. Chain strength is listed at room temperature. NR = Not Recommended. For additional material information, see material portfolio. Not to be used with 7 tooth sprocket.


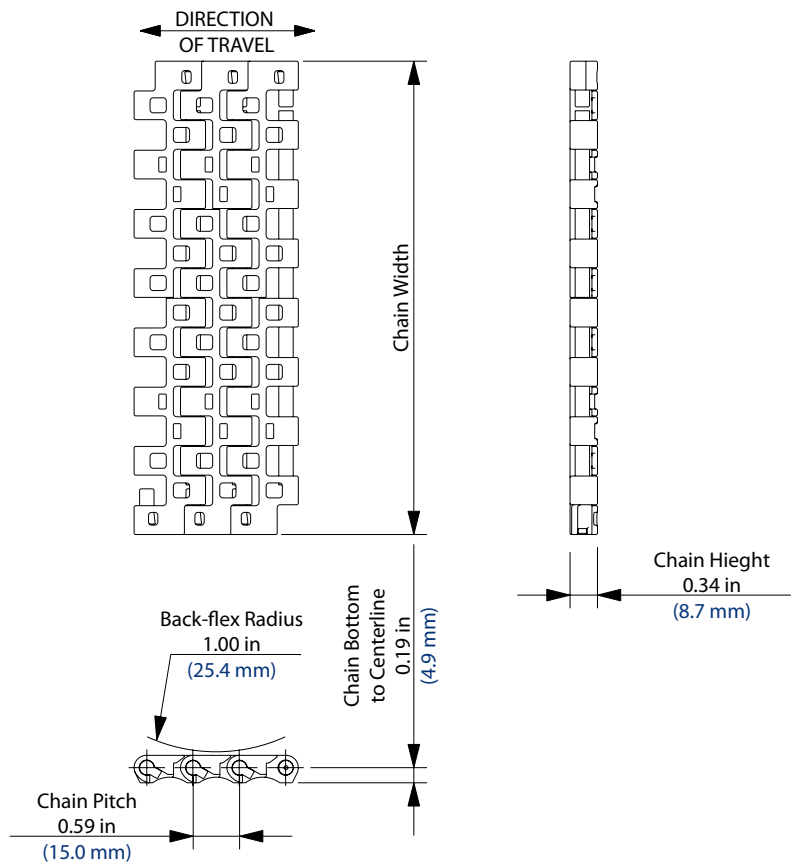


Photo shows 1506 MatTop Chain molded in High Performance (HP) material.

**Chain Information**

Chain Capacity	Number of Sprockets	
	per ft of width	per m of width
0% - 100%	4	13



**Available Materials**

Prefix	Chain Material	Standard Pin Material	Temperature						Chain Strength		Approximate Weight		FDA Approval
			Fahrenheit			Celsius			lbs/ft	N/m	lbs/ft <sup>2</sup>	kg/m <sup>2</sup>	
			min	max		min	max						
<b>Standard Materials</b>													
FRPLUS	Flame Retardant Low Friction	Acetal	0	180	140	-18	82	60	450	6,566	1.42	6.93	No
HP	High Performance	Polyester	-40	180	150	-40	82	66	900	13,131	1.30	6.35	Yes
WHT	White High Temperature	Polyester	40	220	212	4	104	100	500	7,295	0.92	4.49	Yes
<b>Non-Standard Materials</b>													
AS	Anti-Static	Polyester	0	180	NR	-18	82	NR	540	7,879	1.30	6.35	No
BLT	Blue Low Temperature	Polyethylene	-100	80	80	-73	27	27	250	3,648	0.92	4.49	Yes
DUV	Plain Acetal Ultraviolet Resistant	Polyester	0	180	150	-18	82	66	900	13,131	1.30	6.35	No
ESD	Electrostatic Dissipative	Polyester	0	180	180	-18	82	82	540	7,879	0.92	4.49	No
LF	Low Friction	Polyester	-40	180	150	-40	82	66	900	13,131	1.30	6.35	Yes
WHP	White High Performance	Polyester	-40	180	150	-40	82	66	900	13,131	1.30	6.35	Yes
WLT	White Low Temperature	Polyethylene	-100	80	80	-73	27	27	250	3,648	0.92	4.49	Yes

**Regulatory Information**

The Food and Drug Administration (FDA) accepts certain materials for direct food contact. FDA approved material is compliant to FDA 21 CFR § 177.

Rexnord, MatTop, FRPLUS and HP are trademarks of Rexnord Corporation.

All rights reserved.

U.S. Patent: 5960937

**Additional Notes**

Non-Standard products are non-returnable. Minimum order quantity and additional setup charges may also apply.

For chain width information see Rexnord Chain Width Table on page 333.

Open area = 26.0%.

Stainless steel pins are available on a made-to-order basis.

Chain strength is listed at room temperature. NR = Not Recommended.

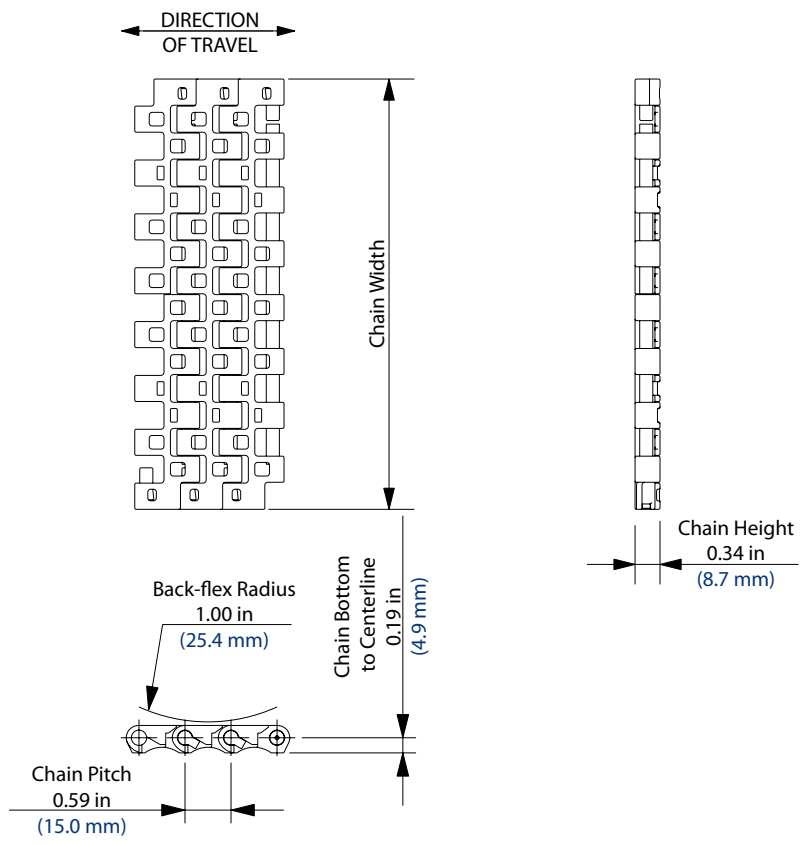
For additional material information, see material portfolio.



# 1506 (MTW)



Photo shows 1506 Molded-to-Width (MTW) MatTop Chain molded in High Performance (HP) material.



### Chain Information

Chain Width			Number of Sprockets	Chain Strength	
desc	in	mm		lbs	N
38MM	1.50	38.0	1	100	445
46MM	1.81	46.0	1	100	445
3	3.00	76.2	1	150	667
4 1/2	4.50	114.3	1	225	1,001
6	6.00	152.4	2	300	1,334

### Available Materials

Prefix	Chain Material	Standard Pin Material	Temperature						Approximate Weight		FDA Approval
			Fahrenheit			Celsius					
			min	max		min	max		lbs/ft <sup>2</sup>	kg/m <sup>2</sup>	
			dry	wet		dry	wet				
<b>Standard Materials</b>											
FRPLUS	Flame Retardant Low Friction	Acetal	0	180	140	-18	82	60	1.42	6.93	No
HP	High Performance	Polyester	-40	180	150	-40	82	66	1.30	6.35	Yes
WHT	White High Temperature	Polyester	40	220	212	4	104	100	0.92	4.49	Yes
<b>Non-Standard Materials</b>											
AS	Anti-Static	Polyester	0	180	NR	-18	82	NR	1.30	6.35	No
BLT	Blue Low Temperature	Polyethylene	-100	80	80	-73	27	27	0.92	4.49	Yes
DUV	Plain Acetal Ultraviolet Resistant	Polyester	0	180	150	-18	82	66	1.30	6.35	No
ESD	Electrostatic Dissipative	Polyester	0	180	180	-18	82	82	0.92	4.49	No
LF	Low Friction	Polyester	-40	180	150	-40	82	66	1.30	6.35	Yes
WHP	White High Performance	Polyester	-40	180	150	-40	82	66	1.30	6.35	Yes
WLT	White Low Temperature	Polyethylene	-100	80	80	-73	27	27	0.92	4.49	Yes

### Regulatory Information

The Food and Drug Administration (FDA) accepts certain materials for direct food contact. FDA approved material is compliant to FDA 21 CFR § 177. Rexnord, MatTop, FRPLUS and HP are trademarks of Rexnord Corporation. All rights reserved. U.S. Patent: 5960937

### Additional Notes

Non-Standard products are non-returnable. Minimum order quantity and additional setup charges may also apply. For chain width information see Rexnord Chain Width Table on page 333. Open area = 26.0%. Stainless steel pins are available on a made-to-order basis. Chain strength is listed at room temperature. NR = Not Recommended. For additional material information, see material portfolio.




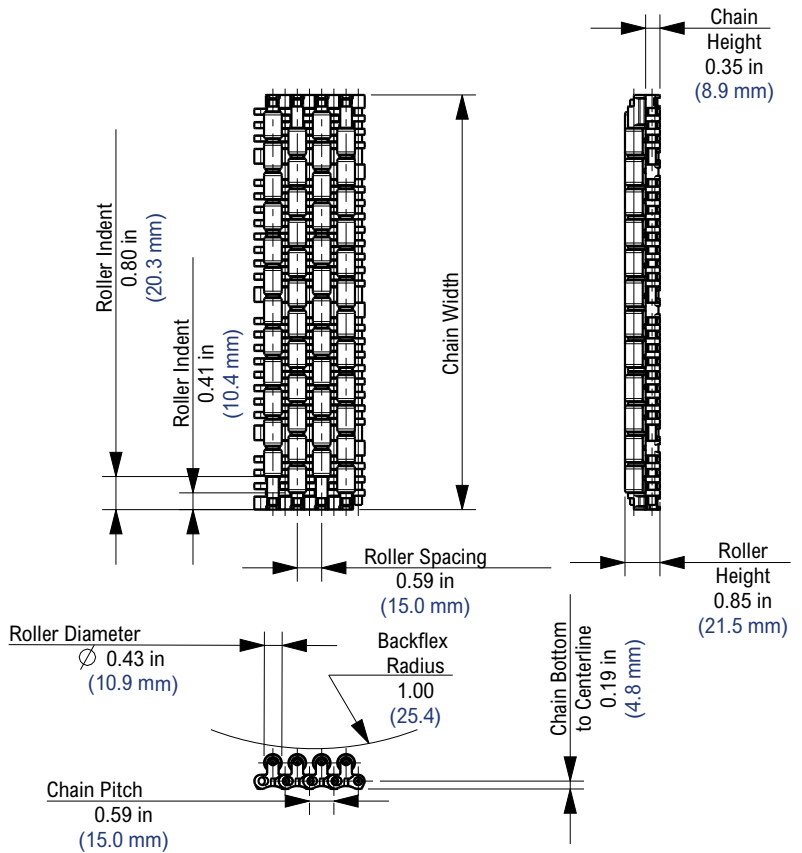


Photo shows 1553 MatTop Chain molded in High Performance (HP) material.

**Chain Information**

Chain Capacity	Number of Sprockets	
	per ft of width	per m of width
0% - 100%	-	12



**Available Materials**

Prefix	Chain Material	Standard Pin Material	Temperature						Chain Strength		Approximate Weight		FDA Approval
			Fahrenheit			Celsius							
			min	max		min	max		lbs/ft	N/m	lbs/ft <sup>2</sup>	kg/m <sup>2</sup>	
<b>Standard Materials</b>													
HP	High Performance	Polyester	-40	180	150	-40	82	66	900	13,131	3.04	14.84	Yes
LF	Low Friction	Polyester	-40	180	150	-40	82	66	900	13,131	3.04	14.84	Yes

**Regulatory Information**

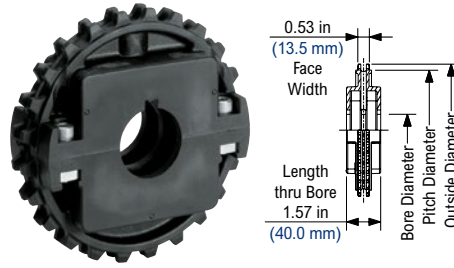
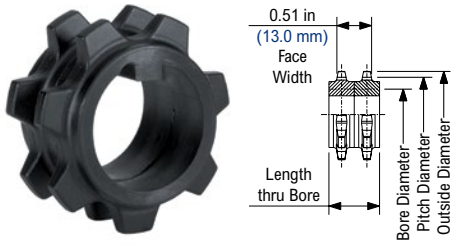
The Food and Drug Administration (FDA) accepts certain materials for direct food contact. FDA approved material is compliant to FDA 21 CFR § 177. Rexnord, MatTop, and HP are trademarks of Rexnord Corporation. All rights reserved. U.S. Patent: 8151978B2

**Additional Notes**

Non-standard products are non-returnable. Minimum order quantity and additional setup charges may also apply. For chain width information see Rexnord Chain Width Table on page 333. Acetal rollers. Open area = 2.0%. Typical coefficient of friction between chain and product = 0.09. Chain strength is listed at room temperature. NR = Not Recommended. For additional material information, see material portfolio.

**N1500 Thermoplastic Sprocket**

**NS1500 Thermoplastic Split Sprocket**



**N1500 Thermoplastic Sprocket Information**

Number of Teeth		Pitch Diameter		Outside Diameter		Bore Diameter (Shaft-Ready)				Bore Diameter (Idler)		Length Thru Bore		Approximate Weight	
actual	effect	in	mm	in	mm	Round		Square		in	mm	in	mm	lbs	kg
7	7	1.364	34.65	1.31	33.3	3/4	20	-	-	3/4	20	0.73	18.5	0.02	0.01
12	12	2.287	58.09	2.28	57.9	-	-	1	25	-	-	0.95	24.1	0.08	0.04

7 Tooth Shaft-ready round bore sprocket shipped with integral key without setscrew. 2 sprocket pieces and 2 retaining rings are supplied per part. Idler bores are designed to spin freely on the shaft.

**NS1500 Thermoplastic Split Sprocket Information**

Number of Teeth		Pitch Diameter		Outside Diameter		Bore Diameter (Shaft-Ready)								Bore Diameter (Idler)				Approximate Weight	
actual	effect	in	mm	in	mm	Round				Square				in		mm		lbs	kg
						min	max	min	max	min	max	min	max	min	max	min	max		
24	24	4.524	114.91	4.55	115.6	1	2	25	50	1	2	25	60	1	2	25	60	0.53	0.24
32	32	6.040	153.42	6.10	154.9	1	2 1/2	25	75	1	3 1/2	25	90	1	3	25	90	0.71	0.32

Imperial shaft-ready round bore sprockets are shipped with keyway and setscrew. Metric shaft-ready round bore sprockets are shipped with keyway and no setscrew. Idler bores are designed to spin freely on the shaft.

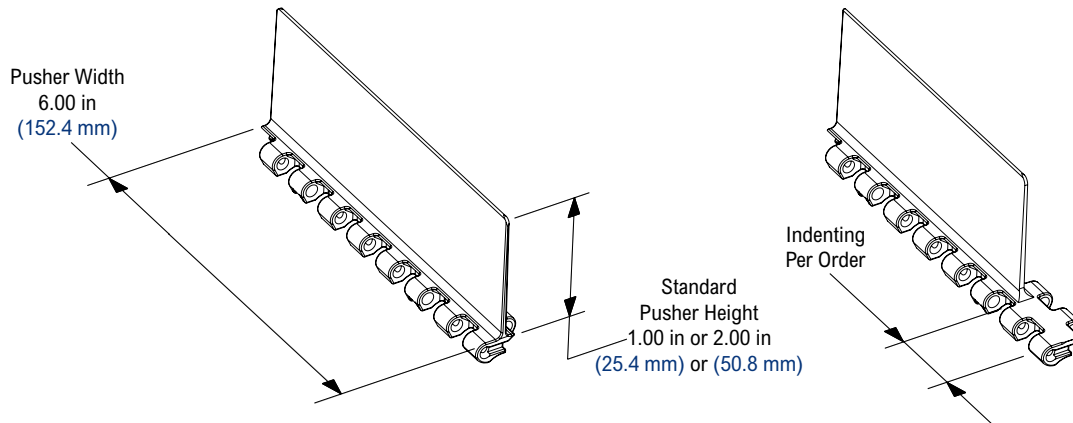
### Pusher Attachment (F-Style)

All pusher attachments are molded 6 in (152.4 mm) wide and can be cut down to a minimum height of 1/4 in (6.35 mm).

The F2 designation represents an F-style pusher attachment at a height of 2 in (50.8 mm).

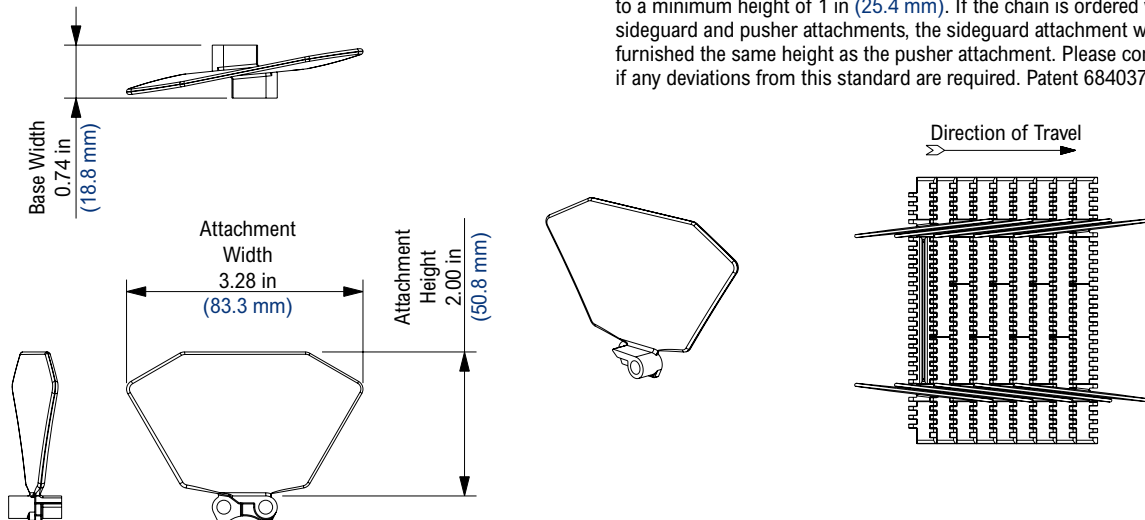
Please indicate if pusher attachments are required every pitch, every second pitch, etc. when ordering. Also, indicate if indents are required in the center, on one or both sides of the chain.

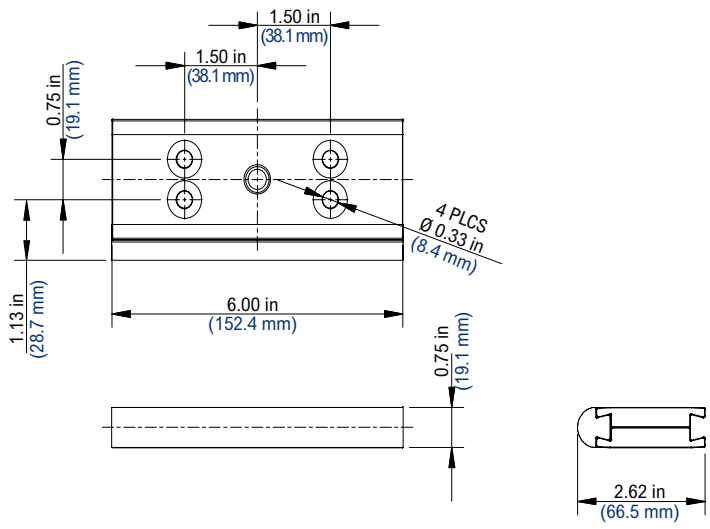
For example, "I would like F2 pusher attachments every 8th pitch indented 3/4 in on both sides of the chain."



### Sideguard Attachment

Please indicate if sideguard attachments are required down one or both sides of the chain when ordering. Sideguard attachments can be cut down to a minimum height of 1 in (25.4 mm). If the chain is ordered with both sideguard and pusher attachments, the sideguard attachment will be furnished the same height as the pusher attachment. Please contact Rexnord if any deviations from this standard are required. Patent 6840371.





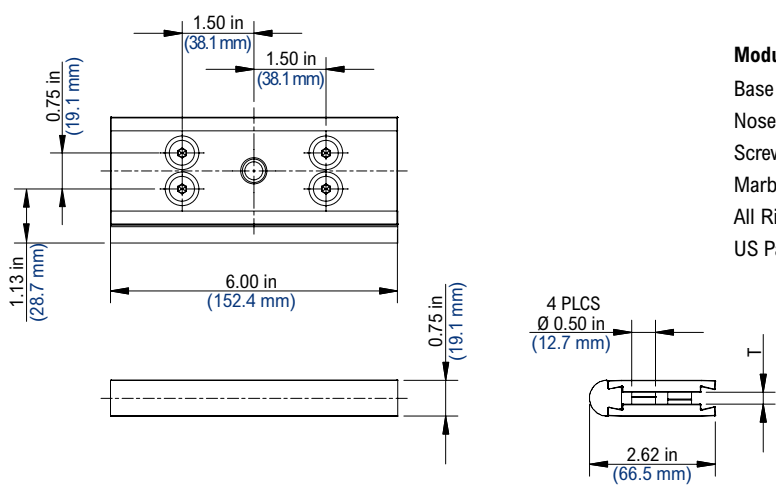
**Modular Nose-Over Bar (Standard Profile)**

Base in reinforced nylon (PA)  
 Nosebar in moly filled nylon  
 Uses standard 5/16 in (M8) flat head screws (not included)  
 Marbett is a registered trademark of Rexnord Corporation.  
 All Rights Reserved.  
 US Patent 6367619



**Standard Profile**

Part Number	Hardware
10148210	No



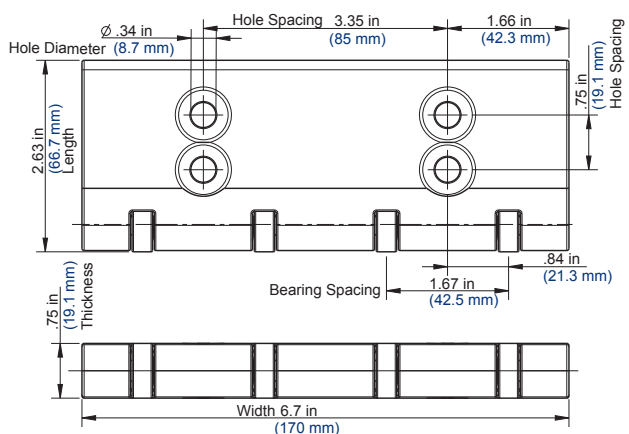
**Modular Nose-Over Bar (Low Profile)**

Base in reinforced nylon (PA)  
 Nosebar in moly filled nylon  
 Screws in stainless steel; Threaded insert in brass  
 Marbett is a registered trademark of Rexnord Corporation.  
 All Rights Reserved.  
 US Patent 6367619



**Low Profile**

Part Number	T Dimension	Hardware
10148211	8.00 mm	M6
10148212	0.25 in	1/4-20



**Molded Dynamic Nose-Over Bar**

Base is molded BWR material  
 Zinc plated bearings are standard  
 Uses standard 5/16 in (M8) flat head screws (not included)



**Dynamic Nose-Over Bar**

Part Number	Overall Length	Hole Spacing	Hole Spacing (Length)
10478852	6.00 in	3.00 in (76.2 mm)	0.75 in (19.1 mm)
10478945	3.00 in	—	0.75 in (19.1 mm)
10478853	170 mm	3.35 in (85 mm)	0.75 in (19.1 mm)
10478976	85 mm	—	0.75 in (19.1 mm)



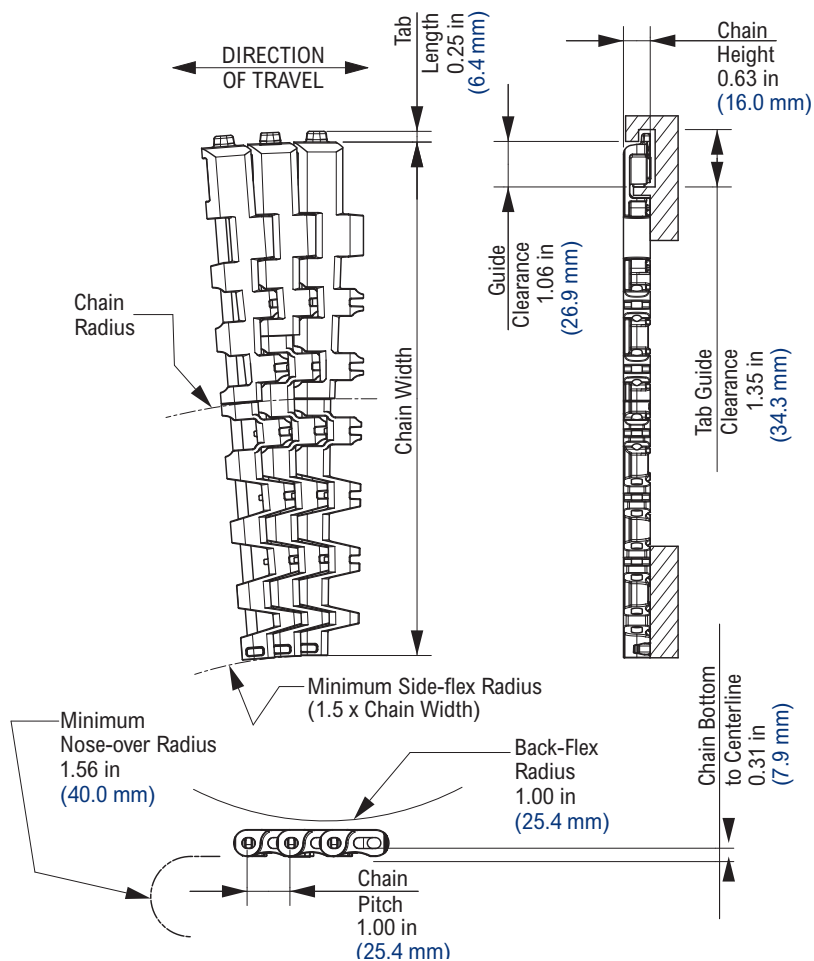
## 1625-TAB



Photo shows 1625B-TAB MatTop Chain molded in High Performance (HP) material.

## Chain Information

Chain Capacity	Number of Sprockets	
	per ft of width	per m of width
0% - 100%	4	13



## Available Materials

Prefix	Chain Material	Standard Pin Material	Temperature						Chain Strength		Approximate Weight		FDA Approval
			Fahrenheit			Celsius			lbs/ft	N/m	lbs/ft <sup>2</sup>	kg/m <sup>2</sup>	
			min	max		min	max						
				dry	wet		dry	wet					
<b>Standard Materials</b>													
HP	High Performance	Polyester	-40	180	150	-40	82	66	200	2,918	2.47	12.06	Yes

## Regulatory Information

The Food and Drug Administration (FDA) accepts certain materials for direct food contact. FDA approved material is compliant to FDA 21 CFR § 177.

Rexnord, MatTop and HP are trademarks of Rexnord Corporation.

All rights reserved.

Patent Pending.

## Additional Notes

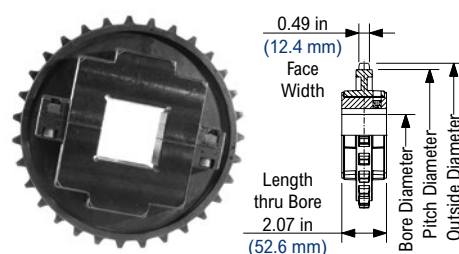
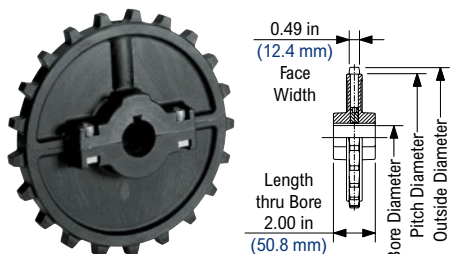
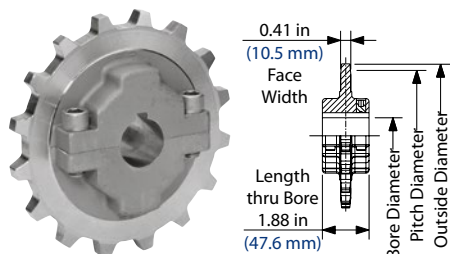
For chain width information see Rexnord Chain Width Table on page 333.

Open area = 3.0%.

Chain strength is listed at room temperature. NR = Not Recommended.

For additional material information, see material portfolio.





**SSS7700 Stainless Steel Split Sprocket Information**

Number of Teeth		Pitch Diameter		Outside Diameter		Bore Diameter (Shaft-Ready)								Bore Diameter (Round)				Approximate Weight	
						Round				Square				in		mm			
						in	mm	min	max	min	max	min	max	min	max	min	max		
actual	effect	in	mm	in	mm	min	max	min	max	min	max	min	max	min	max	min	max	lbs	kg
16	16	5.126	130.20	5.14	130.6	1	2	25	50	1	1	25	25	1	2	25	50	3.50	1.59
18	18	5.759	146.28	5.78	146.8	1	2	25	50	1	1	25	25	1	2	25	50	5.00	2.27
21	21	6.710	170.43	6.72	170.7	1	2 1/2	25	60	1	3 1/2*	25	90*	1	3 1/2	25	60	6.00	2.72

Shaft-ready round bore sprockets are shipped with keyway and no setscrew.

\* The 3-1/2 in and 90 mm bores for the 21 tooth square bore sprocket and all round bore sprockets above 1-1/2 in (40 mm) are supplied as machined bores. All other bores are supplied with split bore adapters.

**NS7700 Thermoplastic Split Sprocket Information**

Number of Teeth		Pitch Diameter		Outside Diameter		Bore Diameter (Shaft-Ready)								Bore Diameter (Idler)				Approximate Weight	
						Round				Square				in		mm			
						in	mm	min	max	min	max	min	max	min	max	min	max		
actual	effect	in	mm	in	mm	min	max	min	max	min	max	min	max	min	max	min	max	lbs	kg
16	16	5.126	130.20	5.14	130.6	1	1 5/8	25	40	-	-	-	-	1	1 5/8	25	40	0.73	0.33
18	18	5.759	146.28	5.78	146.8	1	1 5/8	25	40	-	-	-	-	1	1 5/8	25	40	0.84	0.38
21	21	6.710	170.43	6.72	170.7	1	1 5/8	25	40	3 1/2	3 1/2	90	90	1	1 5/8	25	40	0.97	0.44
31	31	9.885	251.08	9.93	252.2	2	4 1/2	50	120	2	4 1/2	50	120	2	4 1/2	50	120	3.72	1.69

Imperial shaft-ready round bore sprockets are shipped with keyway and setscrew. Metric shaft-ready round bore sprockets are shipped with keyway and no setscrew. Idler bores are designed to spin freely on the shaft.

\* The 3-1/2 in and 90 mm square bore are supplied with bore adapters. 1-1/2 in and 40 mm round bore are supplied with bore adapters.

**NS7700 Thermoplastic Split Sprocket with Adapter Information**

Number of Teeth		Pitch Diameter		Outside Diameter		Bore Diameter (Shaft-Ready)								Bore Diameter (Idler)				Approximate Weight	
						Round				Square				in		mm			
						in	mm	min	max	min	max	min	max	min	max	min	max		
actual	effect	in	mm	in	mm	min	max	min	max	min	max	min	max	min	max	min	max	lbs	kg
21	21	6.710	170.43	6.72	170.7	1 11/16	2 1/2	25	65	1	3	25	75	1 11/16	3	25	75	0.97	0.44
31	31	9.885	251.08	9.93	252.2	1	1 15/16	25	45	1	1 1/2	25	40	1	1 15/16	25	40	3.72	1.69

Imperial shaft-ready round bore sprockets are shipped with keyway and setscrew. Metric shaft-ready round bore sprockets are shipped with keyway and no setscrew. Idler bores are designed to spin freely on the shaft.

\* The 3-1/2 in and 90 mm square bore are supplied with bore adapters. 1-1/2 in and 40 mm round bore are supplied with bore adapters.

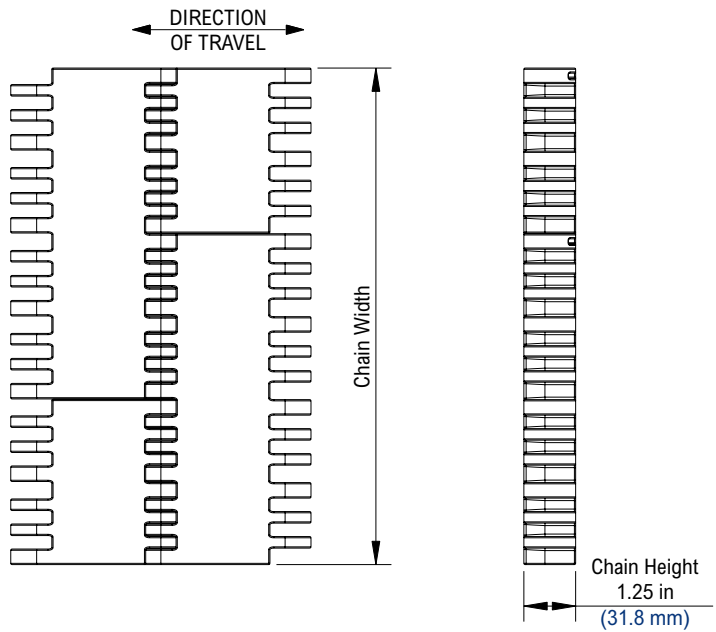
# 3125



Photo shows 3125 MatTop Chain molded in Black Cut Resistant (BSM) material.

### Chain Information

Chain Capacity	Number of Sprockets	
	per ft of width	per m of width
0% - 100%	6	20



### Available Materials

Prefix	Chain Material	Standard Pin Material	Temperature						Chain Strength		Approximate Weight		FDA Approval
			Fahrenheit			Celsius							
			min	max		min	max		lbs/ft	N/m	lbs/ft <sup>2</sup>	kg/m <sup>2</sup>	
<b>Standard Materials</b>													
BSM	Black Cut Resistant	Polyester	-40	180	150	-40	82	66	8,000	116,720	6.26	30.56	No
BYSM	Black Cut Resistant with Yellow End Links	Polyester	-40	180	150	-40	82	66	8,000	116,720	6.26	30.56	No
<b>Non-Standard Materials</b>													
BRSM	Black Cut Resistant with Red End Links	Polyester	-40	180	150	-40	82	66	8,000	116,720	6.26	30.56	No
BUV	Blue Ultraviolet Resistant	Polyester	-40	180	150	-40	82	66	8,000	116,720	6.26	30.56	No
DUV	Black Ultraviolet Resistant	Polyester	-40	180	150	-40	82	66	8,000	116,720	6.26	30.56	No
RSM	Red Cut Resistant	Polyester	-40	180	150	-40	82	66	8,000	116,720	6.26	30.56	Yes
RUV	Red Ultraviolet Resistant	Polyester	-40	180	150	-40	82	66	8,000	116,720	6.26	30.56	No
SMB	Blue Cut Resistant	Polyester	-40	180	150	-40	82	66	8,000	116,720	6.26	30.56	Yes
YSM	Yellow Cut Resistant	Polyester	-40	180	150	-40	82	66	8,000	116,720	6.26	30.56	Yes
YUV	Yellow Ultraviolet Resistant	Polyester	-40	180	150	-40	82	66	8,000	116,720	6.26	30.56	No

### Regulatory Information

The Food and Drug Administration (FDA) accepts certain materials for direct food contact. FDA approved material is compliant to FDA 21 CFR § 177.

Rexnord and MatTop are trademarks of Rexnord Corporation.

All rights reserved.

### Additional Notes

Non-Standard products are non-returnable. Minimum order quantity and additional setup charges may also apply.

For chain width information see Rexnord Chain Width Table on page 333.

Open area = 2.3%.

Stainless steel pins are available on a made-to-order basis.

# 3125 (MTW)


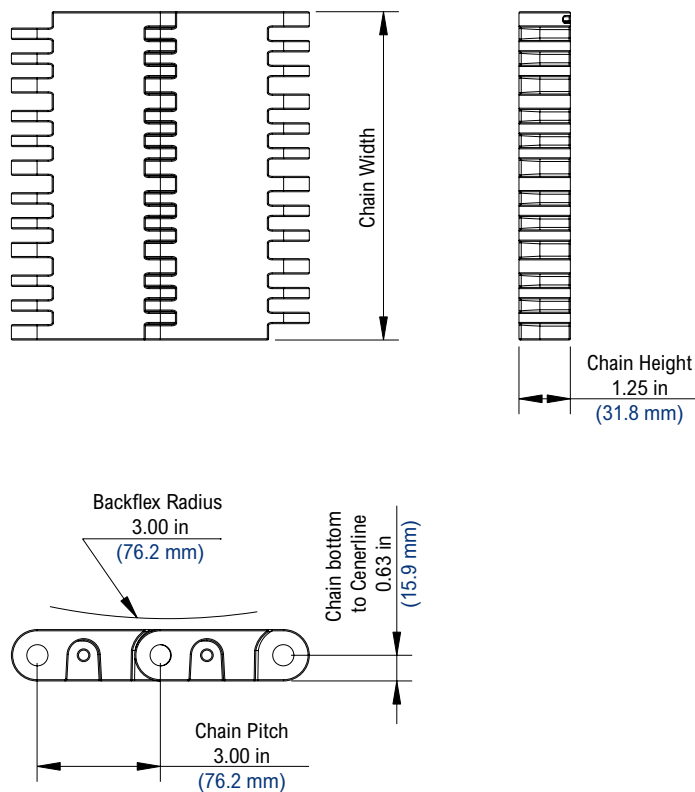


Photo shows 3125 MatTop Chain molded in Black Cut Resistant (BSM) material.



## Chain Information

desc	Chain Width		Number of Sprockets	Chain Strength	
	in	mm		lbs	N
4	4.00	101.6	2	2,650	11,788
8	8.00	203.2	4	5,300	23,576

## Available Materials

Prefix	Chain Material	Standard Pin Material	Temperature						Approximate Weight		FDA Approval
			Fahrenheit			Celsius					
			min	max		min	max		lbs/ft <sup>2</sup>	kg/m <sup>2</sup>	
			dry	wet		dry	wet				
<b>Standard Materials</b>											
BSM	Black Cut Resistant	Polyester	-40	180	150	-40	82	66	6.26	30.56	No
<b>Non-Standard Materials</b>											
BUV	Blue Ultraviolet Resistant	Polyester	-40	180	150	-40	82	66	6.26	30.56	No
DUV	Black Ultraviolet Resistant	Polyester	-40	180	150	-40	82	66	6.26	30.56	No
RSM	Red Cut Resistant	Polyester	-40	180	150	-40	82	66	6.26	30.56	Yes
RUV	Red Ultraviolet Resistant	Polyester	-40	180	150	-40	82	66	6.26	30.56	No
SMB	Blue Cut Resistant	Polyester	-40	180	150	-40	82	66	6.26	30.56	Yes
YSM	Yellow Cut Resistant	Polyester	-40	180	150	-40	82	66	6.26	30.56	Yes
YUV	Yellow Ultraviolet Resistant	Polyester	-40	180	150	-40	82	66	6.26	30.56	No

## Regulatory Information

The Food and Drug Administration (FDA) accepts certain materials for direct food contact. FDA approved material is compliant to FDA 21 CFR § 177.

Rexnord and MatTop are trademarks of Rexnord Corporation.

All rights reserved.

## Additional Notes

Non-Standard products are non-returnable. Minimum order quantity and additional setup charges may also apply.

Stocked in 20 pitch, 5 ft (1.524 m) length strands.

For chain width information see Rexnord Chain Width Table on page 333.

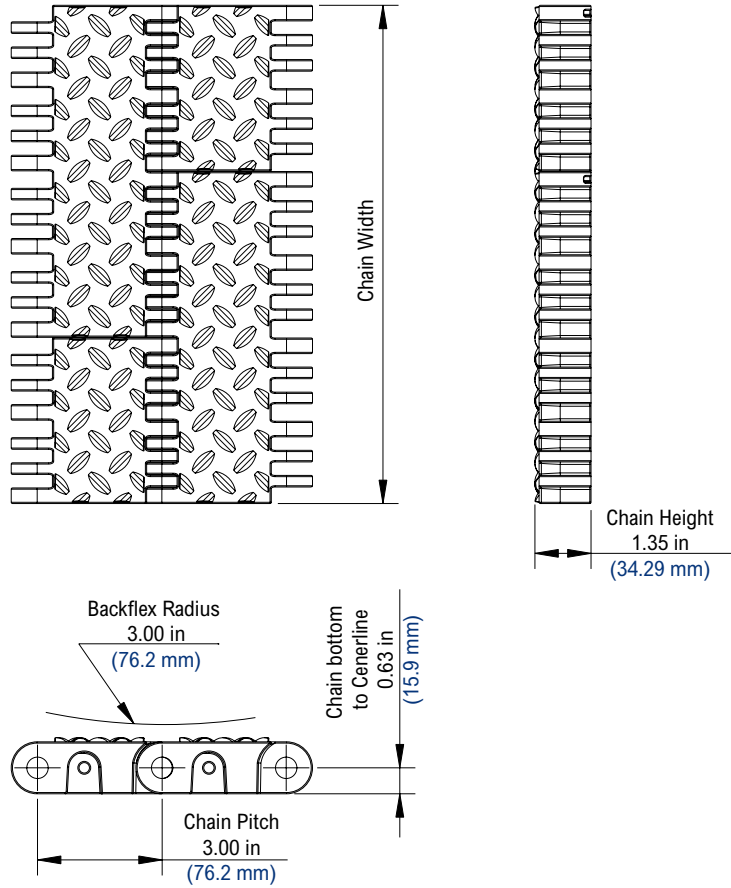
Open area = 2.3%.

Stainless steel pins are available on a made-to-order basis.

**3129**



Photo shows 3129 MatTop Chain molded in Black Cut Resistant (BSM) material.



**Chain Information**

Chain Capacity	Number of Sprockets	
	per ft of width	per m of width
0% - 100%	6	20

**Available Materials**

Prefix	Chain Material	Standard Pin Material	Temperature						Chain Strength		Approximate Weight		FDA Approval
			Fahrenheit			Celsius							
			min	max		min	max		lbs/ft	N/m	lbs/ft <sup>2</sup>	kg/m <sup>2</sup>	
<b>Standard Materials</b>													
BSM	Black Cut Resistant	Polyester	-40	180	150	-40	82	66	8,000	116,720	6.35	31.00	No
BYSM	Black Cut Resistant with Yellow End Links	Polyester	-40	180	150	-40	82	66	8,000	116,720	6.35	31.00	No
<b>Non-Standard Materials</b>													
BRSM	Black Cut Resistant with Red End Links	Polyester	-40	180	150	-40	82	66	8,000	116,720	6.35	31.00	No
BUV	Blue Ultraviolet Resistant	Polyester	-40	180	150	-40	82	66	8,000	116,720	6.35	31.00	No
DUV	Black Ultraviolet Resistant	Polyester	-40	180	150	-40	82	66	8,000	116,720	6.35	31.00	No
RSM	Red Cut Resistant	Polyester	-40	180	150	-40	82	66	8,000	116,720	6.35	31.00	Yes
RUV	Red Ultraviolet Resistant	Polyester	-40	180	150	-40	82	66	8,000	116,720	6.35	31.00	No
SMB	Blue Cut Resistant	Polyester	-40	180	150	-40	82	66	8,000	116,720	6.35	31.00	Yes
YSM	Yellow Cut Resistant	Polyester	-40	180	150	-40	82	66	8,000	116,720	6.35	31.00	Yes
YUV	Yellow Ultraviolet Resistant	Polyester	-40	180	150	-40	82	66	8,000	116,720	6.35	31.00	No

**Regulatory Information**

The Food and Drug Administration (FDA) accepts certain materials for direct food contact. FDA approved material is compliant to FDA 21 CFR § 177. Rexnord and MatTop are trademarks of Rexnord Corporation. All rights reserved.

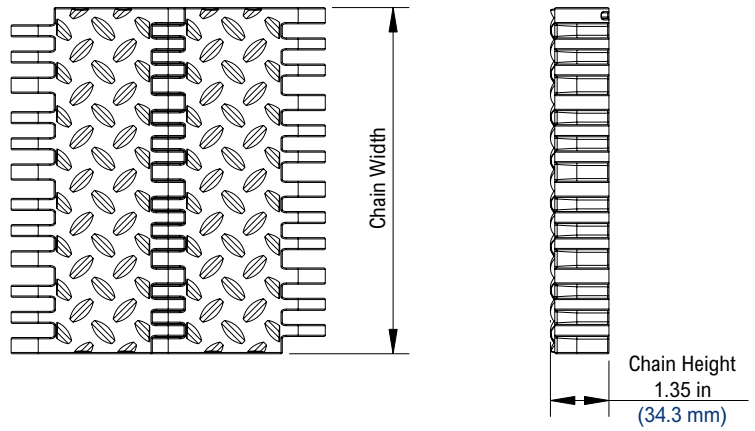
**Additional Notes**

Non-Standard products are non-returnable. Minimum order quantity and additional setup charges may also apply. For chain width information see Rexnord Chain Width Table on page 333. Open area = 2.3%. Stainless steel pins are available on a made-to-order basis.

# 3129 (MTW)

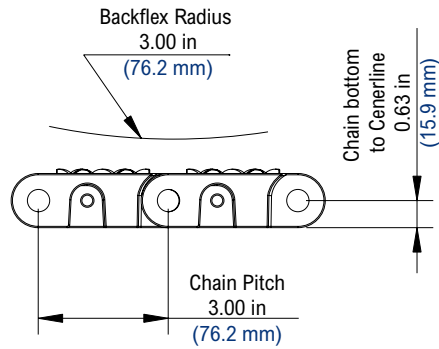


Photo shows 3129 MatTop Chain molded in Black Cut Resistant (BSM) material.



### Chain Information

desc	Chain Width		Number of Sprockets	Chain Strength	
	in	mm		lbs	N
4	4.00	101.6	2	2,650	11,788
8	8.00	203.2	4	5,300	23,576



### Available Materials

Prefix	Chain Material	Standard Pin Material	Temperature						Approximate Weight		FDA Approval
			Fahrenheit			Celsius			lbs/ft <sup>2</sup>	kg/m <sup>2</sup>	
			min	max		min	max				
	dry	wet	min	dry	wet	lbs/ft <sup>2</sup>	kg/m <sup>2</sup>				
<b>Standard Materials</b>											
BSM	Black Cut Resistant	Polyester	-40	180	150	-40	82	66	6.35	31.00	No
<b>Non-Standard Materials</b>											
BUV	Blue Ultraviolet Resistant	Polyester	-40	180	150	-40	82	66	6.35	31.00	No
DUV	Black Ultraviolet Resistant	Polyester	-40	180	150	-40	82	66	6.35	31.00	No
RSM	Red Cut Resistant	Polyester	-40	180	150	-40	82	66	6.35	31.00	Yes
RUV	Red Ultraviolet Resistant	Polyester	-40	180	150	-40	82	66	6.35	31.00	No
SMB	Blue Cut Resistant	Polyester	-40	180	150	-40	82	66	6.35	31.00	Yes
YSM	Yellow Cut Resistant	Polyester	-40	180	150	-40	82	66	6.35	31.00	Yes
YUV	Yellow Ultraviolet Resistant	Polyester	-40	180	150	-40	82	66	6.35	31.00	No

### Regulatory Information

The Food and Drug Administration (FDA) accepts certain materials for direct food contact. FDA approved material is compliant to FDA 21 CFR § 177.

Rexnord and MatTop are trademarks of Rexnord Corporation.

All rights reserved.

### Additional Notes

Non-Standard products are non-returnable. Minimum order quantity and additional setup charges may also apply.

Stocked in 20 pitch, 5 ft (1.524 m) length strands.

For chain width information see Rexnord Chain Width Table on page 333.

Open area = 2.3%.

Stainless steel pins are available on a made-to-order basis.



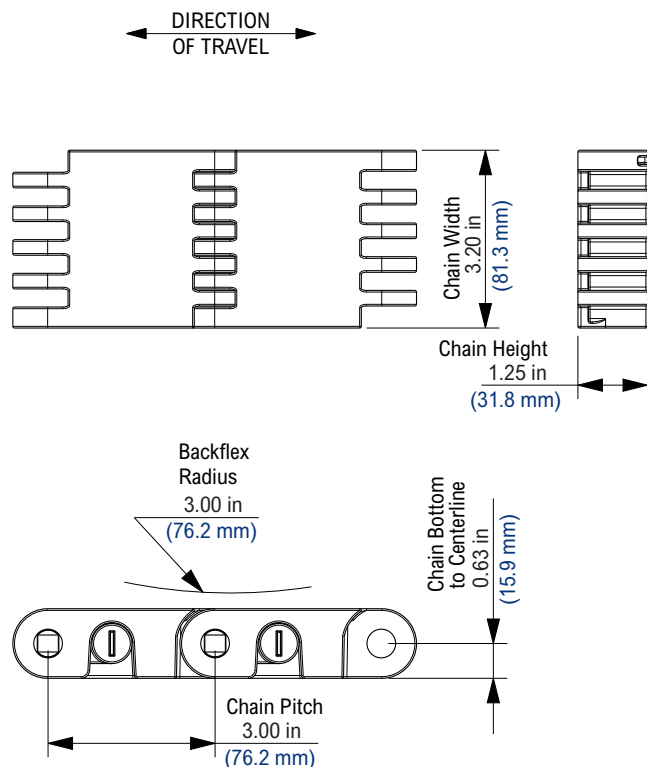
### 3185 (MTW)



Photo shows 3185 MatTop Chain molded in Black Cut Resistant (BSM) material.

#### Chain Information

desc	Chain Width		Number of Sprockets	Chain Strength	
	in	mm		lbs	N
3.2	3.18	81	1	2,100	9,341



#### Available Materials

Prefix	Chain Material	Standard Pin Material	Temperature						Approximate Weight		FDA Approval
			Fahrenheit			Celsius					
			min	max		min	max		lbs/ft <sup>2</sup>	kg/m <sup>2</sup>	
			dry	wet		dry	wet				
<b>Standard Materials</b>											
BSM	Black Cut Resistant	Polyester	-40	180	150	-40	82	66	5.67	27.66	No
<b>Non-Standard Materials</b>											
HCAS	High Capacity Anti-Static	Polyester	0	180	NR	-18	82	NR	5.67	27.66	No

#### Regulatory Information

The Food and Drug Administration (FDA) accepts certain materials for direct food contact. FDA approved material is compliant to FDA 21 CFR § 177. Rexnord and MatTop are trademarks of Rexnord Corporation. All rights reserved.

#### Additional Notes

For chain width information see Rexnord Chain Width Table on page 333. Open area = 2.3%. Stainless steel pins are available on a made-to-order basis.



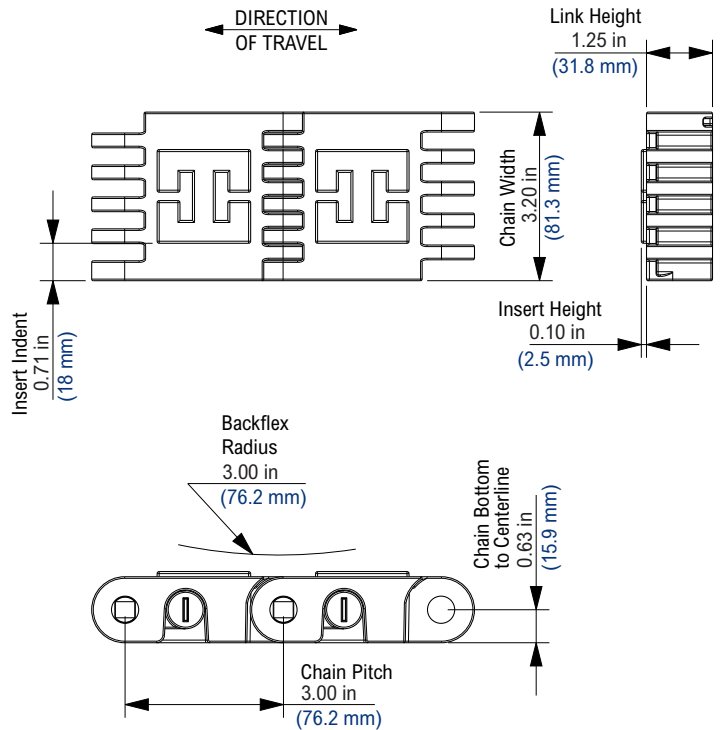
# 3185RT (MTW)



Photo shows 3185RT (RubberTop) MatTop Chain molded in Black Cut Resistant (BSM) material.

### Chain Information

Chain Width			Number of Sprockets	Chain Strength	
desc	in	mm		lbs	N
3.2	3.18	81	1	2,100	9,341



### Available Materials

Prefix	Chain Material	Standard Pin Material	Temperature						Approximate Weight		FDA Approval
			Fahrenheit			Celsius					
			min	max		min	max		lbs/ft <sup>2</sup>	kg/m <sup>2</sup>	
			dry	wet		dry	wet				
<b>Standard Materials</b>											
BSM	Black Cut Resistant	Polyester	-40	180	150	-40	82	66	6.26	30.56	No

### Regulatory Information

The Food and Drug Administration (FDA) accepts certain materials for direct food contact. FDA approved material is compliant to FDA 21 CFR § 177.

Rexnord and MatTop are trademarks of Rexnord Corporation.

All rights reserved.

### Additional Notes

Non-Standard products are non-returnable. Minimum order quantity and additional setup charges may also apply.

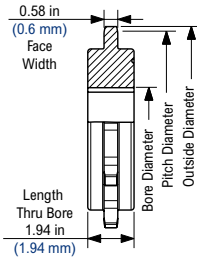
Stocked in 20 pitch, 5 ft (1.524 m) length strands.

For chain width information see Rexnord Chain Width Table on page 333.

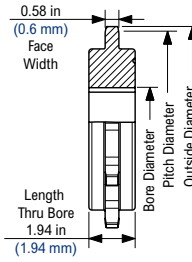
Open area = 2.3%.

Stainless steel pins are available on a made-to-order basis.

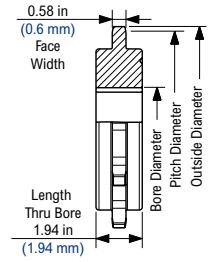
**KU3120 Nylon Sprocket**



**KUS3120 Nylon Split Sprocket**



**SSS3120 Stainless Steel Sprocket**



**KU3120 Nylon Sprocket Information**

Number of Teeth		Pitch Diameter		Outside Diameter		Bore Diameter (Shaft-Ready)								Bore Diameter (Idler)				Approximate Weight		FDA Approval
						Round				Square				in		mm				
						actual	effect	in	mm	in	mm	min	max	min	max	min	max	min	max	
9	9	8.77	228.8	8.62	218.9	1 15/16	4	50	100	2	4	50	100	-	-	-	-	2.45	1.11	Yes
10	10	9.71	246.6	9.61	244.1	2 3/16	4	55	100	2	4	55	100	-	-	-	-	3.27	1.48	Yes
11	11	10.65	270.5	10.59	269.0	2 5/16	4 1/2	60	120	2	4	60	120	-	-	-	-	3.92	1.78	Yes

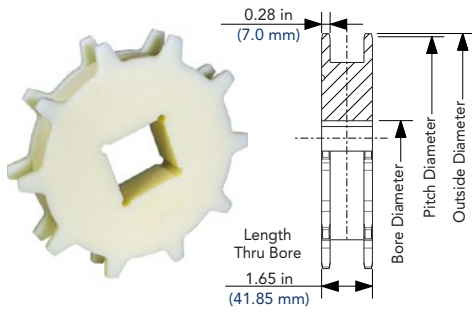
**KUS3120 Nylon Split Sprocket Information**

Number of Teeth		Pitch Diameter		Outside Diameter		Bore Diameter (Shaft-Ready)								Bore Diameter (Idler)				Approximate Weight		FDA Approval
						Round				Square				in		mm				
						actual	effect	in	mm	in	mm	min	max	min	max	min	max	min	max	
9	9	8.77	228.8	8.62	218.9	1 15/16	4	50	90	1 1/2	2 1/2	40	90	-	-	-	-	2.80	1.27	Yes
10	10	9.71	246.6	9.61	244.1	2 3/16	4	55	100	1 1/2	3	40	100	-	-	-	-	3.50	1.59	Yes
11	11	10.65	270.5	10.59	269.0	2 5/16	4 1/2	60	120	1 1/2	3 1/2	40	120	-	-	-	-	4.47	2.03	Yes

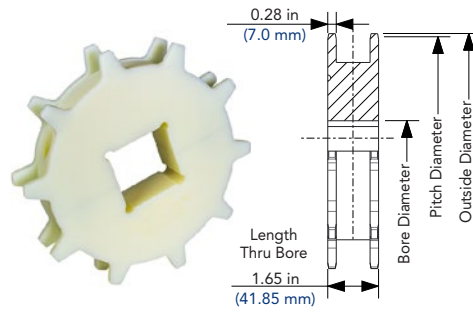
**SSS3120 Stainless Steel Sprocket Information**

Number of Teeth		Pitch Diameter		Outside Diameter		Bore Diameter (Shaft-Ready)								Bore Diameter (Idler)				Approximate Weight	
						Round				Square				in		mm			
						actual	effect	in	mm	in	mm	min	max	min	max	min	max	min	max
10	10	9.71	246.6	9.61	244.1	-	-	-	-	2 1/2	2 1/2	60	60	-	-	-	-	13.08	5.93

**KU3180 Nylon Sprocket**



**KUS3180 Nylon Split Sprocket**



**KU3180 H-Style Nylon Sprocket Information**

Number of Teeth	Pitch Diameter	Outside Diameter	Bore Diameter (Shaft-Ready)										Bore Diameter (Idler)				Approximate Weight		FDA Approval	
			Round					Square					in		mm		lbs	kg		
			in		mm			in		mm			min	max	min	max				
actual	effect	min	max	min	max	min	max	min	max	min	max	min	max	min	max	min	max			
8	8	7.84	199.12	7.62	193.50	1 13/16	3 1/2	45	90	1 1/2	3 1/2	40	90	-	-	-	-	1.63	0.74	Yes
9	9	8.77	222.79	8.62	218.95	1 15/16	4	50	100	1 1/2	4	40	100	-	-	-	-	1.97	0.89	Yes
10	10	9.71	246.59	9.61	244.12	1 15/16	4	55	100	1 1/2	4	40	100	-	-	-	-	2.75	1.25	Yes
11	11	10.65	270.47	10.59	269.06	1 15/16	4 1/2	60	120	1 1/2	4 1/2	40	120	-	-	-	-	3.66	1.66	Yes
12	12	11.59	294.41	11.54	293.98	1 15/16	4 1/2	60	120	1 1/2	4 1/2	40	120	-	-	-	-	4.15	1.88	Yes

**KUS3180 H-Style Nylon Split Sprocket Information**

Number of Teeth	Pitch Diameter	Outside Diameter	Bore Diameter (Shaft-Ready)										Bore Diameter (Idler)				Approximate Weight		FDA Approval	
			Round					Square					in		mm		lbs	kg		
			in		mm			in		mm			min	max	min	max				
actual	effect	min	max	min	max	min	max	min	max	min	max	min	max	min	max	min	max			
8	8	7.84	199.12	7.62	193.50	1 13/16	3	45	90	1 1/2	3 1/2	40	90	-	-	-	-	1.63	0.74	Yes
9	9	8.77	222.79	8.62	218.95	1 15/16	4	50	100	1 1/2	4	40	100	-	-	-	-	1.97	0.89	Yes
10	10	9.71	246.59	9.61	244.12	1 15/16	4	55	100	1 1/2	4	40	100	-	-	-	-	2.75	1.25	Yes
11	11	10.65	270.47	10.59	269.06	1 15/16	4 1/2	60	120	1 1/2	4 1/2	40	120	-	-	-	-	3.66	1.66	Yes
12	12	11.59	294.41	11.54	293.98	1 15/16	4 1/2	60	120	1 1/2	4 1/2	40	120	-	-	-	-	4.15	1.88	Yes

### 3120 T1 Pushers (T-Style)

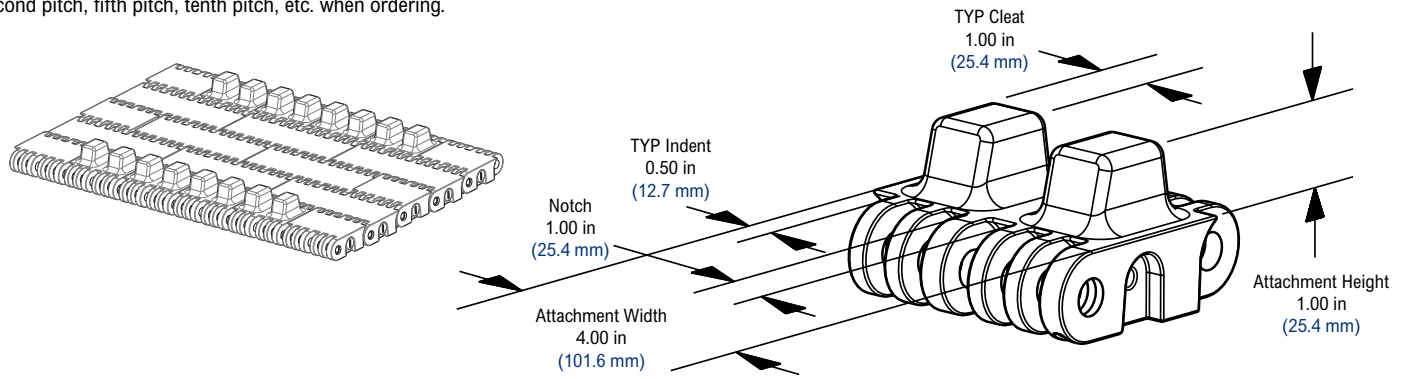
All T1 pusher attachments are molded-to-width and 4 in (101.6 mm) wide.

The T1 designation represents a T-style pusher attachment at a height of 1 in (25.4 mm).

Please indicate if the pusher attachments are required every second pitch, fifth pitch, tenth pitch, etc. when ordering.

T1 Pushers are available in BSM (Black) and YSM (Yellow) materials.

The pusher attachment cannot be modified.



### 3120 T2 Pushers (T-Style)

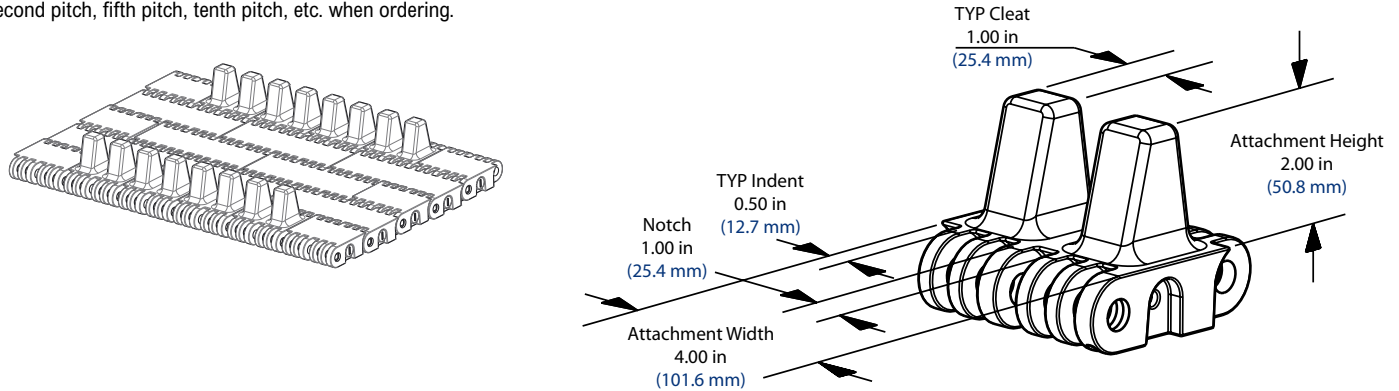
All T2 pusher attachments are molded-to-width and 4 in (101.6 mm) wide.

The T2 designation represents a T-style pusher attachment at a height of 2 in (50.8 mm).

Please indicate if the pusher attachments are required every second pitch, fifth pitch, tenth pitch, etc. when ordering.

T2 Pushers are available in BSM (Black) and YSM (Yellow) materials.

The pusher attachment cannot be modified.



### 3120 Sideguard Attachment

All sideguard attachments are end links molded to 2 in (50.8 mm) or 4 in (101.6 mm) wide.

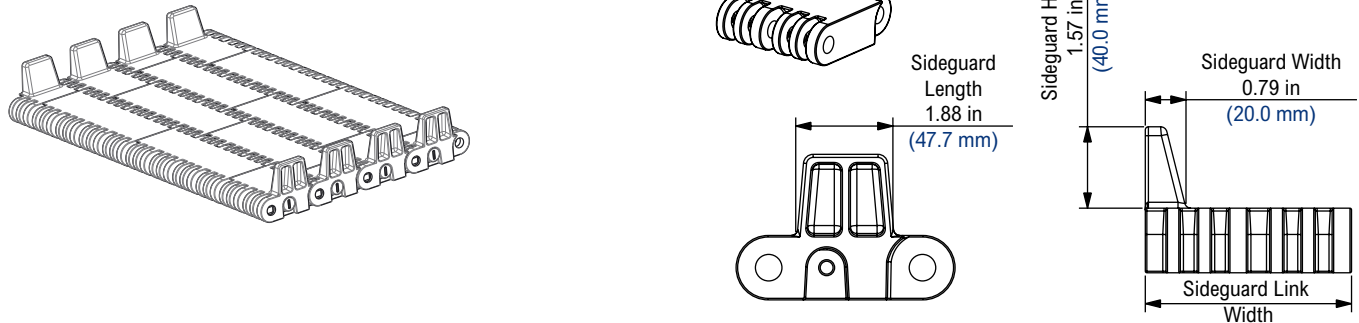
SG40 designation represents a robust sideguard at a height of 1.57 in (40 mm).

Please indicate if the pusher attachments are required every pitch, second pitch, fifth pitch, tenth pitch, etc. when ordering.

Sideguards can be assembled in the same row as T pushers.

SG40 Sideguards are available in BSM (Black) and YSM (Yellow) materials.

The sideguard attachment cannot be modified.





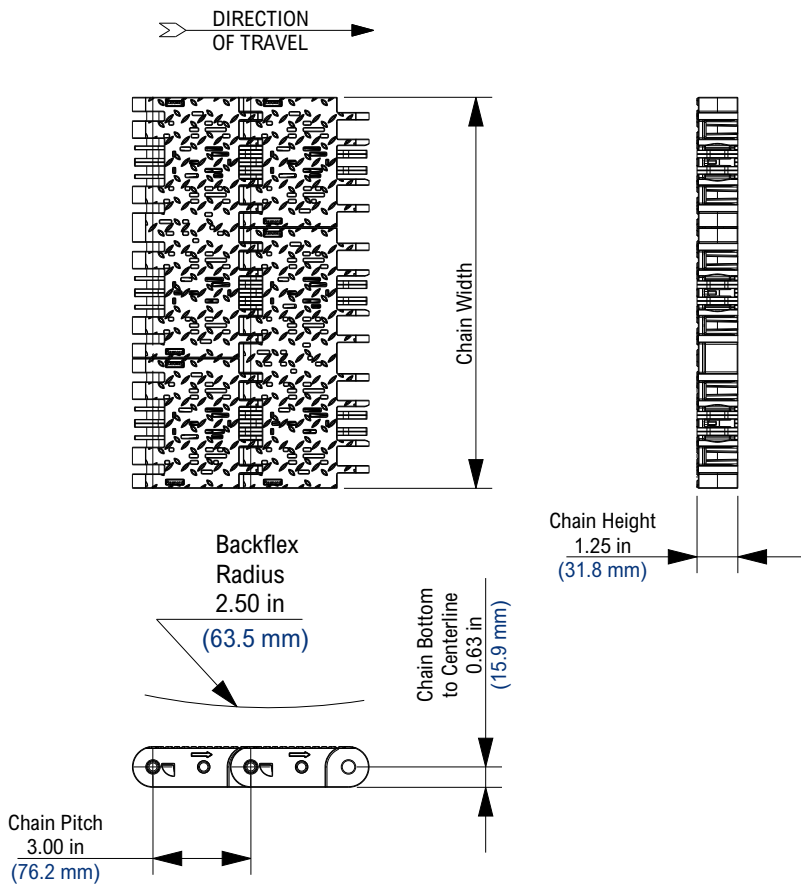
# 3122HYB



Photo shows 3122HYB MatTop Chain molded in Black (BM) material.

### Chain Information

Chain Capacity	Number of Sprockets	
	per ft of width	per m of width
0% - 50%	3	10
50% - 100%	3	10



### Available Materials

Prefix	Chain Material	Standard Pin Material	Temperature						Chain Strength		Approximate Weight		FDA Approval
			Fahrenheit			Celsius							
			min	max		min	max		lbs/ft	N/m	lbs/ft <sup>2</sup>	kg/m <sup>2</sup>	
<b>Non-Standard Materials</b>													
BM	Black Material	Stainless Steel	-40	+180	+150	-40	+82	+66	18,000	262,690	11.61	56.67	Yes
BYM	Black Material with Yellow Ends	Stainless Steel	-40	+180	+150	-40	+82	+66	18,000	262,690	11.61	56.67	Yes
BRM	Black Material with Red Ends	Stainless Steel	-40	+180	+150	-40	+82	+66	18,000	262,690	11.61	56.67	Yes
BDBM	Black Material with Blue Ends	Stainless Steel	-40	+180	+150	-40	+82	+66	18,000	262,690	11.61	56.67	Yes
FR-PA	Flame retardant Nylon (Black)	Stainless Steel	-40	220	NR	-40	104	NR	18,000	262,690	11.33	55.32	No

### Regulatory Information

The Food and Drug Administration (FDA) accepts certain materials for direct food contact. FDA approved material is compliant to FDA 21 CFR § 177.

Rexnord, HYB and MatTop are trademarks of Rexnord Corporation.

All rights reserved. Patent Pending

### Additional Notes

Open area = 6.70%

Chain strength is listed at room temperature. NR = Not Recommended.

Based on H-style Sprocket.



# 3122HYB (MTW)


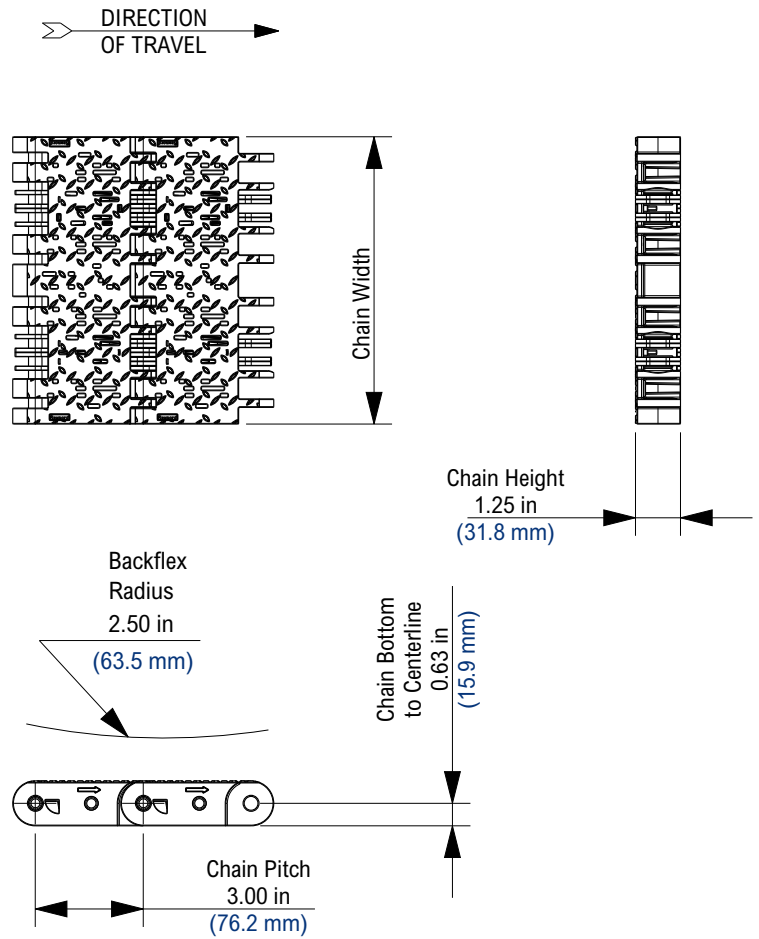


Photo shows 3122HYB (MTW) MatTop Chain molded in Black (BM) material.



## Chain Information

Chain Width			Number of Sprockets	Chain Strength	
desc	in	mm		lbs	N
4	4.0	101.6	1	6,000	26689

## Available Materials

Prefix	Chain Material	Standard Pin Material	Temperature						Approximate Weight		FDA Approval
			Fahrenheit			Celsius					
			min	max		min	max		lbs/ft <sup>2</sup>	kg/m <sup>2</sup>	
<b>Non-Standard Materials</b>											
BM	Black Material	Stainless Steel	-40	+180	+150	-40	+82	+66	11.61	56.67	Yes
FR-PA	Flame retardant Nylon (Black)	Stainless Steel	-40	+220	NR	-40	+104	NR	11.33	55.32	No

## Regulatory Information

The Food and Drug Administration (FDA) accepts certain materials for direct food contact. FDA approved material is compliant to FDA 21 CFR § 177. Rexnord, HYB and MatTop are trademarks of Rexnord Corporation. All rights reserved. Patent Pending

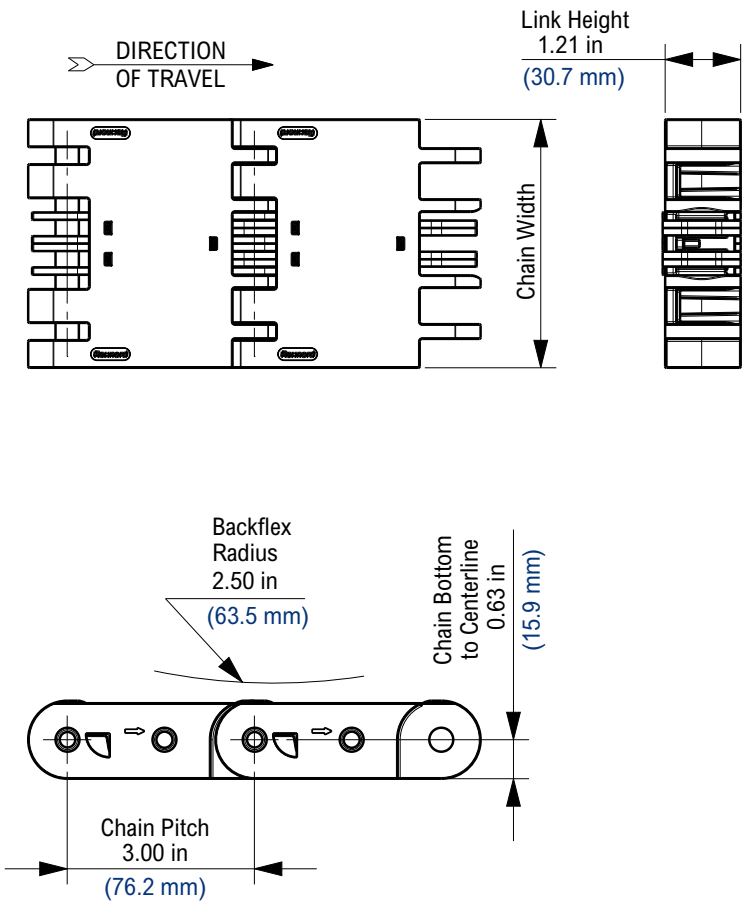
## Additional Notes

Open area = 6.70%  
Chain strength is listed at room temperature. NR = Not Recommended. Based on H-style Sprocket.

### 3125HYB (MTW)



Photo shows 3125HYB (MTW) MatTop Chain molded in Black (BM) material.



**Chain Information**

desc	Chain Width		Number of Sprockets	Chain Strength	
	in	mm		lbs	N
4	4.0	101.6	1	6,000	26689

**Available Materials**

Prefix	Chain Material	Standard Pin Material	Temperature						Approximate Weight		FDA Approval
			Fahrenheit			Celsius					
			min	max		min	max		lbs/ft <sup>2</sup>	kg/m <sup>2</sup>	
			dry	wet		dry	wet				
<b>Non-Standard Materials</b>											
BM	Black Material	Stainless Steel	-40	+180	+150	-40	+82	+66	11.61	56.67	Yes
BYM	Yellow Material	Stainless Steel	-40	+180	+150	-40	+82	+66	11.61	56.67	Yes

**Regulatory Information**

The Food and Drug Administration (FDA) accepts certain materials for direct food contact. FDA approved material is compliant to FDA 21 CFR § 177. Rexnord, HYB and MatTop are trademarks of Rexnord Corporation. All rights reserved.

**Additional Notes**

Open area = 6.70%  
 Chain strength is listed at room temperature. NR = Not Recommended.  
 Based on H-style Sprocket.

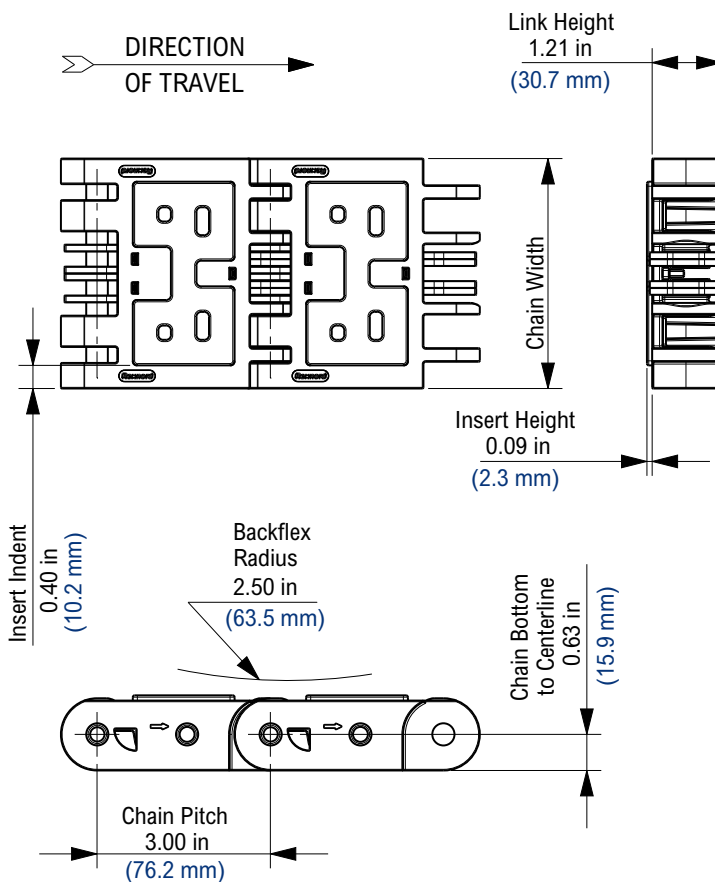
# 3125HYB RubberTop (MTW)



Photo shows 3125HYB RubberTop (MTW) MatTop Chain molded in Black (BM) material.

## Chain Information

desc	Chain Width		Number of Sprockets	Chain Strength	
	in	mm		lbs	N
4	4.0	101.6	1	6,000	26689



## Available Materials

Prefix	Chain Material	Standard Pin Material	Temperature						Approximate Weight		FDA Approval
			Fahrenheit			Celsius					
			min	max		min	max		lbs/ft <sup>2</sup>	kg/m <sup>2</sup>	
<b>Non-Standard Materials</b>											
BM	Black Material	Stainless Steel	-40	+180	+150	-40	+82	+66	11.61	56.67	Yes

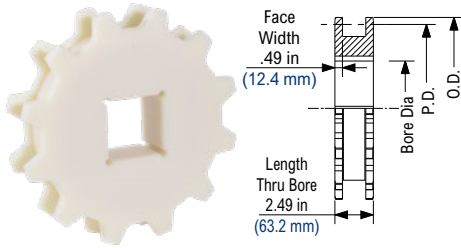
## Regulatory Information

The Food and Drug Administration (FDA) accepts certain materials for direct food contact. FDA approved material is compliant to FDA 21 CFR § 177. Rexnord, HYB and MatTop are trademarks of Rexnord Corporation. All rights reserved.

## Additional Notes

Open area = 6.70%  
Chain strength is listed at room temperature. NR = Not Recommended.  
Based on H-style Sprocket.

### KU3120HYB Thermoplastic Sprocket



### KU3120HYB Thermoplastic Sprocket Information

Number of Teeth		Pitch Diameter		Outside Diameter		Bore Diameter (Shaft-Ready)								Bore Diameter (Round)				Approximate Weight	
						Round				Square				in		mm			
						min	max	min	max	min	max	min	max	min	max	min	max		
actual	effect	in	mm	in	mm	in	mm	in	mm	in	mm	in	mm	in	mm	in	mm	lbs	kg
12	N/A	11.591	294.41	11.768	298.91	4	6.5	100	165	2.5	4.5	60	12	-	-	-	-	6.50	2.95
18	N/A	17.276	438.81	17.589	446.76	NR	NR	NR	NR	3.0	9	75	225	-	-	-	-	16.90	7.67
24	N/A	22.984	583.79	23.359	593.32	NR	NR	NR	NR	3.5	10	85	240	-	-	-	-	34.00	15.42


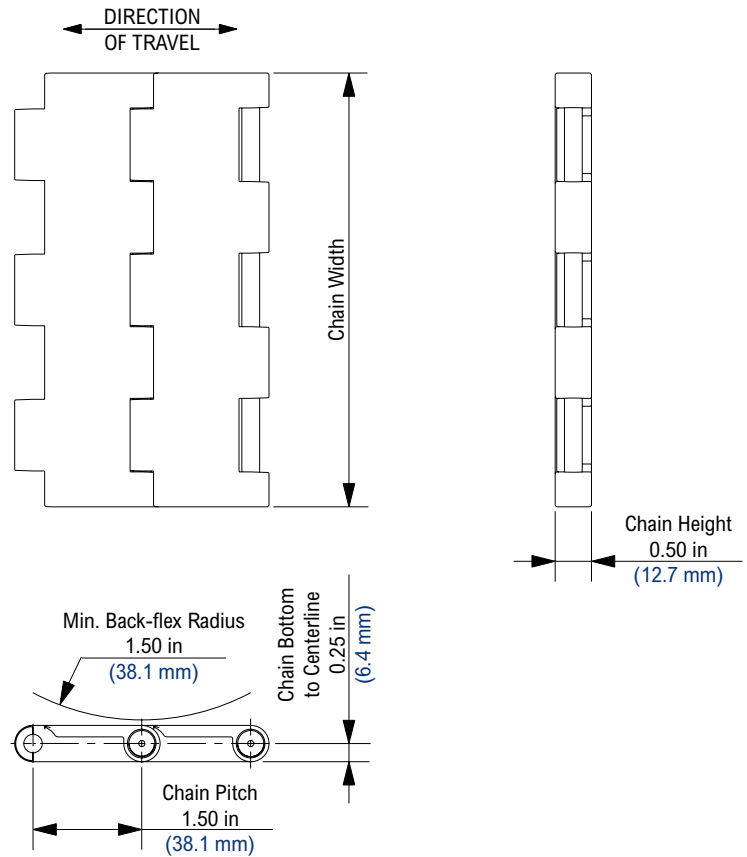


Photo shows 4705 MatTop Chain molded in Low Friction (LF) material.



**Chain Information**

Chain Capacity	Number of Sprockets	
	per ft of width	per m of width
0% - 80%	2	7
80% - 100%	4	13

**Available Materials**

Prefix	Chain Material	Standard Pin Material	Temperature						Chain Strength		Approximate Weight		FDA Approval
			Fahrenheit			Celsius							
			min	max		min	max		lbs/ft	N/m	lbs/ft <sup>2</sup>	kg/m <sup>2</sup>	
<b>Standard Materials</b>													
BLT	Blue Low Temperature	Polyethylene	-100	80	80	-73	27	27	400	5,836	1.38	6.74	Yes
HT	High Temperature	Acetal	40	220	212	4	104	100	600	8,754	1.26	6.15	Yes
LF	Low Friction	Acetal	-40	180	150	-40	82	66	1,200	17,508	1.86	9.08	Yes
MR	Melt Resistant	Acetal	-80	220	NR	-62	104	NR	1,200	17,508	1.86	9.08	No
WHT	White High Temperature	Acetal	40	220	212	4	104	100	600	8,754	1.26	6.15	Yes
WLT	White Low Temperature	Polyethylene	-100	80	80	-73	27	27	400	5,836	1.38	6.74	Yes
<b>Non-Standard Materials</b>													
AS	Anti-Static	Acetal	0	180	NR	-18	82	NR	720	10,505	1.86	9.08	No
BSM	Black Cut Resistant	Acetal	-40	180	150	-40	82	66	1,200	17,508	1.86	9.08	No
BWR	Black Wear Resistant	Acetal	-40	180	NR	-40	82	NR	1,200	17,508	1.86	9.08	No
GTC	Gray Tough Composite	Acetal	0	180	140	-18	82	60	900	13,131	1.52	7.42	No
HUV	High Temp. Ultraviolet Resistant	Acetal	40	220	180	4	104	82	600	8,754	1.26	6.15	No

**Regulatory Information**

The Food and Drug Administration (FDA) accepts certain materials for direct food contact. FDA approved material is compliant to FDA 21 CFR § 177. Rexnord and MatTop are trademarks of Rexnord Corporation. All rights reserved.

**Additional Notes**

Non-Standard products are non-returnable. Minimum order quantity and additional setup charges may also apply. For chain width information see Rexnord Chain Width Table on page 333. Open area = 2.1%. Chain strength is listed at room temperature. NR = Not Recommended. For additional material information, see material portfolio.

# 4705 TAB


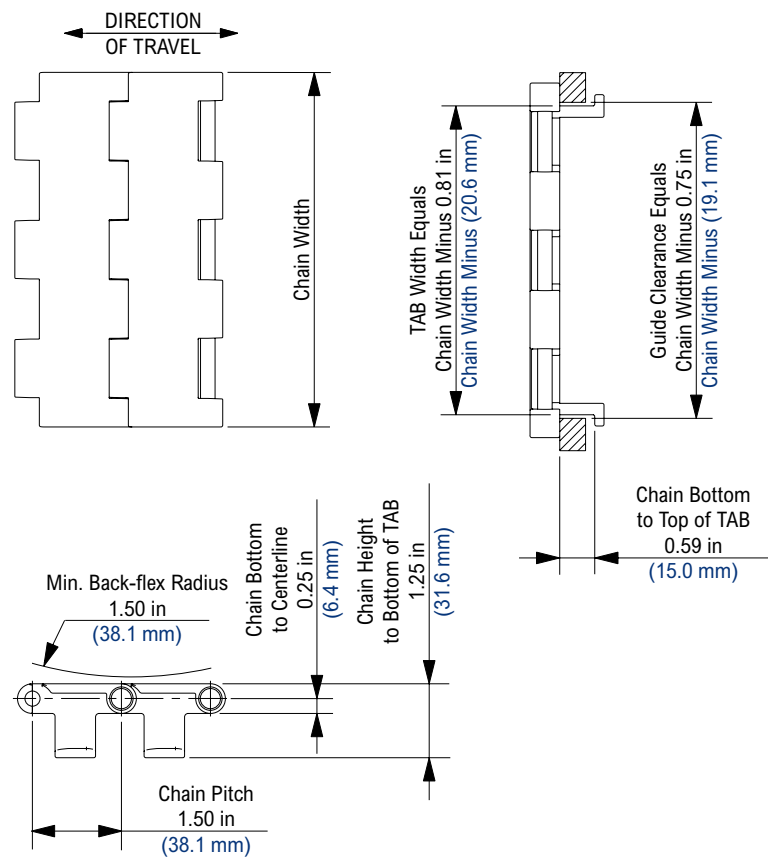


Photo shows 4705 TAB MatTop Chain molded in Low Friction (LF) material.



### Chain Information

Chain Capacity	Number of Sprockets	
	per ft of width	per m of width
0% - 80%	2	7
80% - 100%	4	13

### Available Materials

Prefix	Chain Material	Standard Pin Material	Temperature						Chain Strength		Approximate Weight		FDA Approval
			Fahrenheit			Celsius							
			min	max		min	max		lbs/ft	N/m	lbs/ft <sup>2</sup>	kg/m <sup>2</sup>	
<b>Standard Materials</b>													
LF	Low Friction	Acetal	-40	180	150	-40	82	66	1,200	17,508	1.86	9.08	Yes
<b>Non-Standard Materials</b>													
HT	High Temperature	Acetal	40	220	212	4	104	100	600	8,754	1.26	6.15	Yes

### Regulatory Information

The Food and Drug Administration (FDA) accepts certain materials for direct food contact. FDA approved material is compliant to FDA 21 CFR § 177. Rexnord, MatTop and HP are trademarks of Rexnord Corporation. All rights reserved.

### Additional Notes

Non-Standard products are non-returnable. Minimum order quantity and additional setup charges may also apply. For chain width information see Rexnord Chain Width Table on page 333. Open area = 2.1%. Please indicate the desired location of TABs. Chain strength is listed at room temperature. NR = Not Recommended. For additional material information, see material portfolio.



# 4705V E7


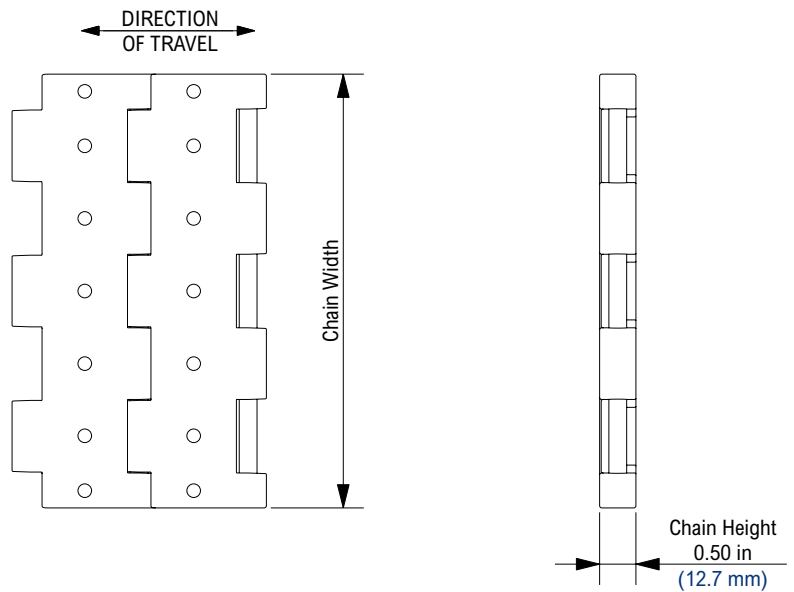
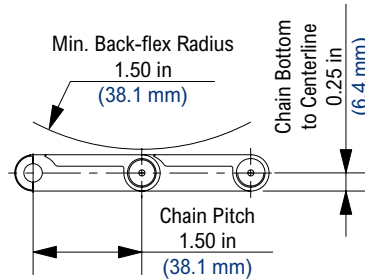


Photo shows 4705 E7 MatTop Chain with Vacuum Holes molded in Low Friction (LF) material.



## Chain Information

Chain Capacity	Number of Sprockets	
	per ft of width	per m of width
0% - 80%	2	7
80% - 100%	4	13



Edge Hole Diameter			Center Hole Diameter			Open Area
in	mm	number	in	mm	number	
3/16	4.76	2	9/32	7.14	5	0.1 %
5/16	7.94	2	5/16	7.94	5	8.1 %
7/32	5.56	2	7/32	5.56	5	5.0 %

## Available Materials

Prefix	Chain Material	Standard Pin Material	Temperature						Chain Strength		Approximate Weight		FDA Approval
			Fahrenheit			Celsius							
			min	max		min	max		lbs/ft	N/m	lbs/ft <sup>2</sup>	kg/m <sup>2</sup>	
<b>Standard Materials</b>													
HS	Heat Stabilized	Acetal	-40	220	212	-40	104	100	1,200	17,508	1.86	9.08	No
LF	Low Friction	Acetal	-40	180	150	-40	82	66	1,200	17,508	1.86	9.08	Yes
<b>Non-Standard Materials</b>													
FR	Flame Retardant	Acetal	0	180	140	-18	82	60	1,020	14,882	1.86	9.08	No
HT	High Temperature	Acetal	40	220	212	4	104	100	600	8,754	1.26	6.15	Yes
MR	Melt Resistant	Acetal	-80	220	NR	-62	104	NR	1,200	17,508	1.86	9.08	No

## Regulatory Information

The Food and Drug Administration (FDA) accepts certain materials for direct food contact. FDA approved material is compliant to FDA 21 CFR § 177.

Rexnord and MatTop are trademarks of Rexnord Corporation.

All rights reserved.

## Additional Notes

Non-Standard products are non-returnable. Minimum order quantity and additional setup charges may also apply.

For chain width information see Rexnord Chain Width Table on page 333.

Open area is dependent on the number of holes and hole diameters.

Number of holes and their location may vary; hole diameters range from 1/16 in (1.6 mm) up to 1/4 in (6.4 mm) diameter in 1/32 in (0.8 mm) increments.

Chain strength is listed at room temperature. NR = Not Recommended.

For additional material information, see material portfolio.

## 4705V E14


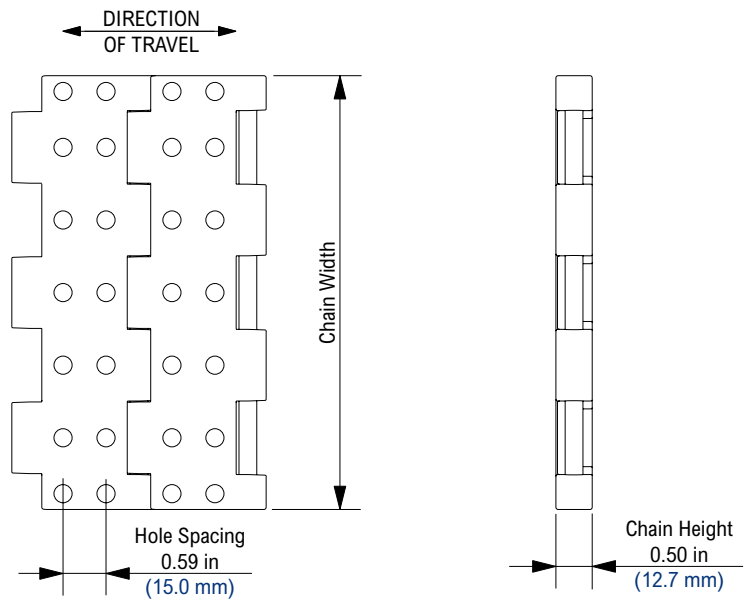
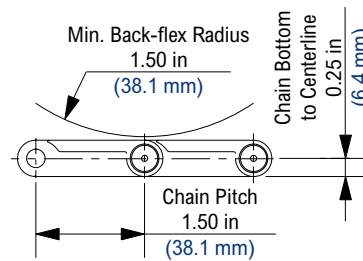


Photo shows 4705 E14 MatTop Chain with Vacuum Holes molded in Low Friction (LF) material.



### Chain Information

Chain Capacity	Number of Sprockets	
	per ft of width	per m of width
0% - 80%	2	7
80% - 100%	4	13



Edge Hole Diameter			Center Hole Diameter			Open Area
in	mm	number	in	mm	number	
5/32	3.97	4	5/32	3.97	10	5.1 %
5/32	3.97	4	1/4	6.35	10	8.4 %
1/8	3.18	4	1/8	3.18	10	4.0 %

### Available Materials

Prefix	Chain Material	Standard Pin Material	Temperature						Chain Strength		Approximate Weight		FDA Approval
			Fahrenheit			Celsius							
			min	max		min	max		lbs/ft	N/m	lbs/ft <sup>2</sup>	kg/m <sup>2</sup>	
<b>Standard Materials</b>													
HS	Heat Stabilized	Acetal	-40	220	212	-40	104	100	1,200	17,508	1.86	9.08	No
LF	Low Friction	Acetal	-40	180	150	-40	82	66	1,200	17,508	1.86	9.08	Yes
<b>Non-Standard Materials</b>													
FR	Flame Retardant	Acetal	0	180	140	-18	82	60	1,020	14,882	1.86	9.08	No
HT	High Temperature	Acetal	40	220	212	4	104	100	600	8,754	1.26	6.15	Yes
MR	Melt Resistant	Acetal	-80	220	NR	-62	104	NR	1,200	17,508	1.86	9.08	No

### Regulatory Information

The Food and Drug Administration (FDA) accepts certain materials for direct food contact. FDA approved material is compliant to FDA 21 CFR § 177.

Rexnord and MatTop are trademarks of Rexnord Corporation.

All rights reserved.

### Additional Notes

Non-Standard products are non-returnable. Minimum order quantity and additional setup charges may also apply.

For chain width information see Rexnord Chain Width Table on page 333.

Open area is dependent on the number of holes and hole diameters.

Number of holes and their location may vary; hole diameters range from 1/16 in (1.6 mm) up to 1/4 in (6.4 mm) diameter in 1/32 in (0.8 mm) increments.

Chain strength is listed at room temperature. NR = Not Recommended.

For additional material information, see material portfolio.


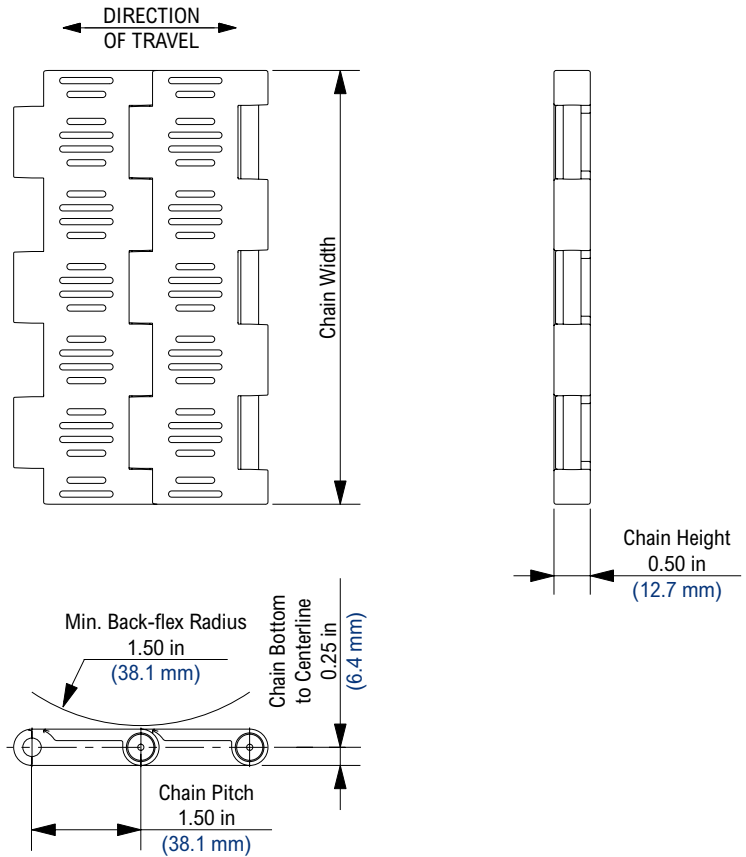


Photo shows 4706 MatTop Chain molded in Low Friction (LF) material.



**Chain Information**

Chain Capacity	Number of Sprockets	
	per ft of width	per m of width
0% - 80%	2	7
80% - 100%	4	13

**Available Materials**

Prefix	Chain Material	Standard Pin Material	Temperature						Chain Strength		Approximate Weight		FDA Approval
			Fahrenheit			Celsius							
			min	max		min	max		lbs/ft	N/m	lbs/ft <sup>2</sup>	kg/m <sup>2</sup>	
<b>Standard Materials</b>													
HT	High Temperature	Acetal	40	220	212	4	104	100	600	8,754	1.12	5.47	Yes
LF	Low Friction	Acetal	-40	180	150	-40	82	66	1,200	17,508	1.62	7.91	Yes
<b>Non-Standard Materials</b>													
BWR	Black Wear Resistant	Acetal	-40	180	NR	-40	82	NR	1,200	17,508	1.62	7.91	No
FR	Flame Retardant	Acetal	0	180	140	-18	82	60	1,020	14,882	1.62	7.91	No
WHT	White High Temperature	Acetal	40	220	212	4	104	100	600	8,754	1.12	5.47	Yes

**Regulatory Information**

The Food and Drug Administration (FDA) accepts certain materials for direct food contact. FDA approved material is compliant to FDA 21 CFR § 177. Rexnord and MatTop are trademarks of Rexnord Corporation. All rights reserved.

**Additional Notes**

Non-Standard products are non-returnable. Minimum order quantity and additional setup charges may also apply. For chain width information see Rexnord Chain Width Table on page 333. Open area = 22.1%. Chain strength is listed at room temperature. NR = Not Recommended. For additional material information, see material portfolio.

# 4707


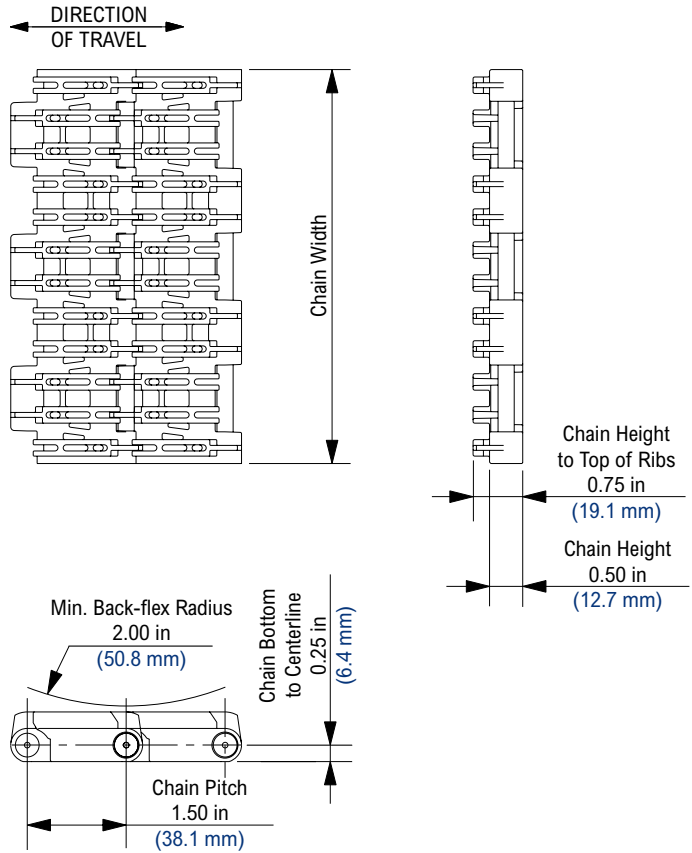


Photo shows 4707 MatTop Chain molded in Low Friction (LF) material.



### Chain Information

Chain Capacity	Number of Sprockets			
	with Transfer Comb		without Transfer Comb	
	per ft	per m	per ft	per m
0% - 80%	4	13	2	7
80% - 100%	4	13	4	13

### Available Materials

Prefix	Chain Material	Standard Pin Material	Temperature						Chain Strength		Approximate Weight		FDA Approval
			Fahrenheit			Celsius							
			min	max		min	max		lbs/ft	N/m	lbs/ft <sup>2</sup>	kg/m <sup>2</sup>	
<b>Standard Materials</b>													
HT	High Temperature	Acetal	40	220	212	4	104	100	600	8,754	1.42	6.93	Yes
LF	Low Friction	Acetal	-40	180	150	-40	82	66	1,200	17,508	2.14	10.45	Yes


### Regulatory Information

The Food and Drug Administration (FDA) accepts certain materials for direct food contact. FDA approved material is compliant to FDA 21 CFR § 177. Rexnord and MatTop are trademarks of Rexnord Corporation. All rights reserved. U.S. Patent: 4438838


### Additional Notes

Non-Standard products are non-returnable. Minimum order quantity and additional setup charges may also apply. For chain width information see Rexnord Chain Width Table on page 333. Open area = 23.1%. Chain strength is listed at room temperature. NR = Not Recommended. For additional material information, see material portfolio.

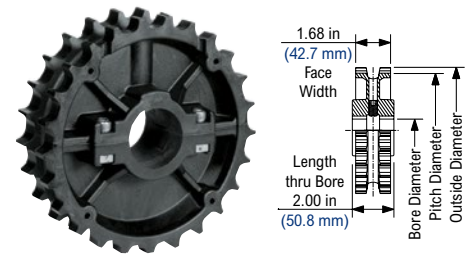
### 820 Cast Iron Arm Body Sprocket



### 820 Cast Iron Block Body Sprocket



### NS820 Thermoplastic Split Sprocket



### 820 Cast Iron Arm Body Sprocket Information

Number of Teeth		Pitch Diameter		Outside Diameter		Bore Diameter (Shaft-Ready)								Bore Diameter (Round)				Approximate Weight	
						Round				Square				in		mm			
						in	mm	min	max	min	max	min	max	min	max	min	max		
actual	effect	in	mm	in	mm	min	max	min	max	min	max	min	max	min	max	min	max	lbs	kg
19	9 1/2	4.622	117.40	4.61	117.1	1	1 1/4	20	30	-	-	-	-	1	1 1/4	20	30	3.28	1.49
20	10	4.854	123.29	4.86	123.4	1	1 1/4	20	30	-	-	-	-	1	1 1/4	20	30	3.81	1.73
21	10 1/2	5.089	129.26	5.12	130.0	1	1 3/4	20	45	-	-	-	-	1	1 3/4	20	45	4.63	2.10
22	11	5.324	135.23	5.35	135.9	1	1 3/4	20	45	-	-	-	-	1	1 3/4	20	45	5.12	2.32
23	11 1/2	5.560	141.22	5.59	142.0	1	1 3/4	20	45	-	-	-	-	1	1 3/4	20	45	5.31	2.41
24	12	5.796	147.22	5.83	148.1	1	1 3/4	20	45	-	-	-	-	1	1 3/4	20	45	5.41	2.45
25	12 1/2	6.032	153.21	6.07	154.2	1	1 3/4	20	45	-	-	-	-	1	1 3/4	20	45	5.57	2.53
27	13 1/2	6.504	165.20	6.56	166.6	1	1 3/4	20	45	-	-	-	-	1	1 3/4	20	45	6.50	2.95
29	14 1/2	6.978	177.24	7.05	179.1	1	1 3/4	20	45	-	-	-	-	1	1 3/4	20	45	6.72	3.05
31	15 1/2	7.452	189.28	7.53	191.3	1	1 3/4	20	45	-	-	-	-	1	1 3/4	20	45	6.86	3.11
41	20 1/2	9.826	249.58	9.93	252.2	1	2 1/2	20	65	-	-	-	-	1	2 1/2	20	65	16.23	7.36

Shaft-ready round bore sprockets are shipped with keyway and setscrew.

### 820 Cast Iron Block Body Sprocket Information

Number of Teeth		Pitch Diameter		Outside Diameter		Bore Diameter (Shaft-Ready)								Bore Diameter (Round)				Approximate Weight	
						Round				Square				in		mm			
						in	mm	min	max	min	max	min	max	min	max	min	max		
actual	effect	in	mm	in	mm	min	max	min	max	min	max	min	max	min	max	min	max	lbs	kg
13	6 1/2	3.228	81.99	3.11	79.0	1	1 1/4	20	30	-	-	-	-	1	1 1/4	20	30	2.45	1.11
15	7 1/2	3.688	93.68	3.63	92.2	1	1 1/4	20	30	-	-	-	-	1	1 1/4	20	30	3.57	1.62
17	8 1/2	4.152	105.46	4.12	104.6	1	1 11/16	20	40	-	-	-	-	1	1 11/16	20	40	4.83	2.19
21	10 1/2	5.089	129.26	5.12	130.0	1	2 11/16	20	70	-	-	-	-	1	2 11/16	20	70	4.63	2.10
25	12 1/2	6.032	153.21	6.07	154.2	1	3 7/16	20	90	-	-	-	-	1	3 7/16	20	90	5.57	2.53

Shaft-ready round bore sprockets are shipped with keyway and setscrew.

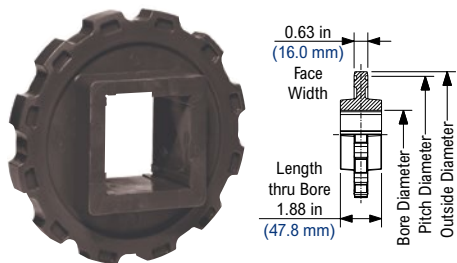
### NS820 Thermoplastic Split Sprocket Information

Number of Teeth		Pitch Diameter		Outside Diameter		Bore Diameter (Shaft-Ready)								Bore Diameter (Idler)				Approximate Weight	
						Round				Square				in		mm			
						in	mm	min	max	min	max	min	max	min	max	min	max		
actual	effect	in	mm	in	mm	min	max	min	max	min	max	min	max	min	max	min	max	lbs	kg
21	10 1/2	5.089	129.26	5.12	130.0	1	1 5/8	25	40	-	-	-	-	1	1 5/8	25	40	1.01	0.46
23	11 1/2	5.560	141.22	5.59	142.0	1	1 5/8	25	40	-	-	-	-	1	1 5/8	25	40	1.19	0.54
25	12 1/2	6.032	153.21	6.07	154.2	1	2	25	50	-	-	-	-	1	2	25	50	1.39	0.63
27	13 1/2	6.504	165.20	6.56	166.6	1	1 5/8	25	40	-	-	-	-	1	1 5/8	25	40	1.76	0.80

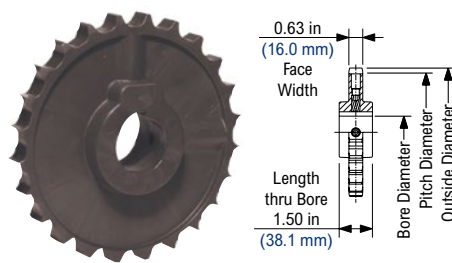
Imperial shaft-ready round bore sprockets are shipped with keyway and setscrew. Metric shaft-ready round bore sprockets are shipped with keyway and no setscrew. Idler bores are designed to spin freely on the shaft.




### N4700 Thermoplastic Sprocket



### N5700 Thermoplastic Sprocket



### NS5700 Thermoplastic Split Sprocket



### N4700 Thermoplastic Sprocket Imperial Information

Number of Teeth		Pitch Diameter		Outside Diameter		Imperial Square Bore Diameter				Approximate Weight	
actual	effect	in	mm	in	mm	in				lbs	kg
12	12	5.796	147.22	5.75	146.1	1 1/2				0.49	0.22
21	21	10.064	255.63	10.08	256.0	-				0.77	0.35

### N4700 Thermoplastic Sprocket Metric Information

Number of Teeth		Pitch Diameter		Outside Diameter		Metric Square Bore Diameter				Approximate Weight	
actual	effect	in	mm	in	mm	mm				lbs	kg
12	12	5.796	147.22	5.75	146.1	65				0.49	0.22
21	21	10.064	255.63	10.08	256.0	65				0.77	0.35

### N5700 Thermoplastic Sprocket Imperial Information

Number of Teeth		Pitch Diameter		Outside Diameter		Imperial Round Bore Diameter					Approximate Weight	
actual	effect	in	mm	in	mm	in					lbs	kg
24	12	5.796	147.22	5.80	147.3	1	1 3/16	1 1/4	1 7/16	1 1/2	1.01	0.46

Shaft-ready round bore sprockets are shipped with keyway and setscrew.

### N5700 Thermoplastic Sprocket Metric Information

Number of Teeth		Pitch Diameter		Outside Diameter		Metric Round Bore Diameter				Approximate Weight	
actual	effect	in	mm	in	mm	mm				lbs	kg
24	12	5.796	147.22	5.80	147.3	25	30	35	35	1.01	0.46

Shaft-ready round bore sprockets are shipped with keyway and setscrew.

### NS5700 Thermoplastic Split Sprocket Information

Number of Teeth		Pitch Diameter		Outside Diameter		Bore Diameter (Shaft-Ready)								Bore Diameter (Idler)				Approximate Weight	
						Round				Square				in		mm			
						in		mm		in		mm		in		mm			
actual	effect	in	mm	in	mm	min	max	min	max	min	max	min	max	min	max	min	max	lbs	kg
21	10 1/2	5.089	129.26	5.12	130.0	1	1 1/2	25	35	-	-	-	-	1	1 1/2	25	35	0.80	0.36
23	11 1/2	5.560	141.22	5.59	142.0	1	1 1/2	25	35	-	-	-	-	1	1 1/2	25	35	0.91	0.41
24	12	5.796	147.22	5.81	147.6	1	1 1/2	25	35	-	-	-	-	1	1 1/2	25	35	1.01	0.46
25	12 1/2	6.032	153.21	6.07	154.2	1	1 15/16	25	50	-	-	-	-	1	1 15/16	25	50	1.04	0.47
27	13 1/2	6.504	165.20	6.57	166.9	1	1 1/2	25	35	-	-	-	-	1	1 1/2	25	35	1.04	0.47

Imperial shaft-ready round bore sprockets are shipped with keyway and setscrew. Metric shaft-ready round bore sprockets are shipped with keyway and no setscrew. Idler bores are designed to spin freely on the shaft. 24 tooth sprocket has a Length thru Bore of 1.62 in (41.1 mm).



### Pusher Attachment (F-Style)

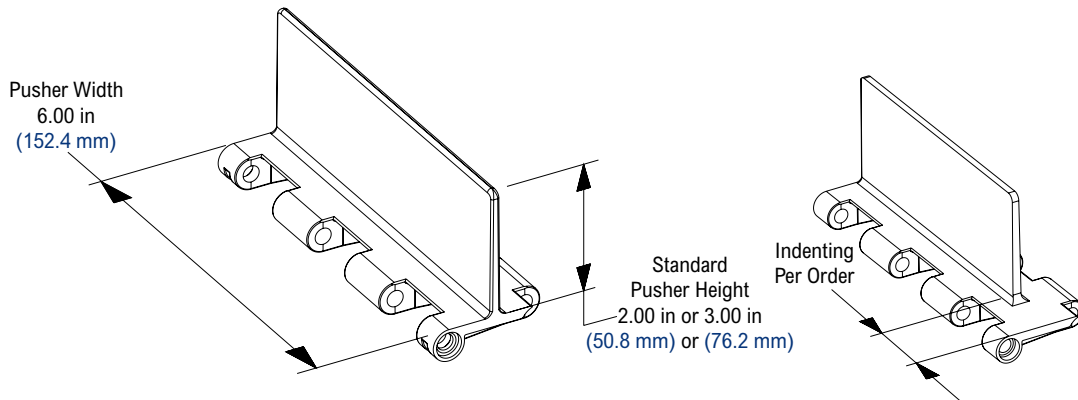
All pusher attachments are molded 6 in (152.4 mm) wide and can be cut down to a minimum height of 1/4 in (6.35 mm).

The F2 designation represents an F-style pusher attachment at a height of 2 in (50.8 mm).

Please indicate if pusher attachments are required every pitch, every second pitch, etc. when ordering. Also, indicate if indents are required in the center, on one or both sides of the chain.

For example, "I would like F2 pusher attachments every 8th pitch indented 3/4 in on both sides of the chain."

For 4705 and 4706 chains only.



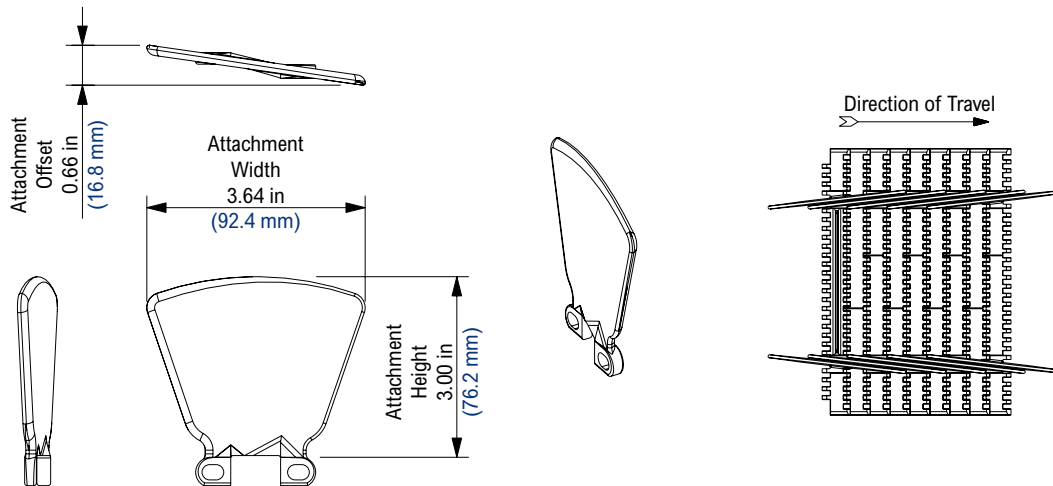
### Sideguard Attachment

Please indicate if sideguard attachments are required down one or both sides of the chain when ordering.

Sideguard attachments can be cut down to a minimum height of 1 in (25.4 mm).

If the chain is ordered with both sideguard and pusher attachments, the sideguard attachment will be furnished the same height as the pusher attachment.


Please contact Rexnord if any deviations from this standard are required.

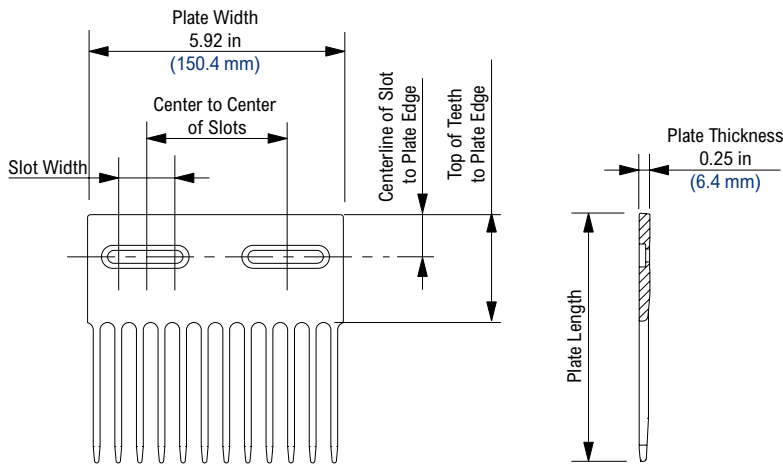


### 4707 Chain Assembly Tool

The chain assembly tool is designed to ease installation of Rexnord 4707 MatTop chains on long or wide conveyors. The tool is available in 12 inch and 36 inch widths. Different combinations of the tool widths are recommended for various chain widths.

Puller Width in	Part Number
12.00	10183588
36.00	10131902





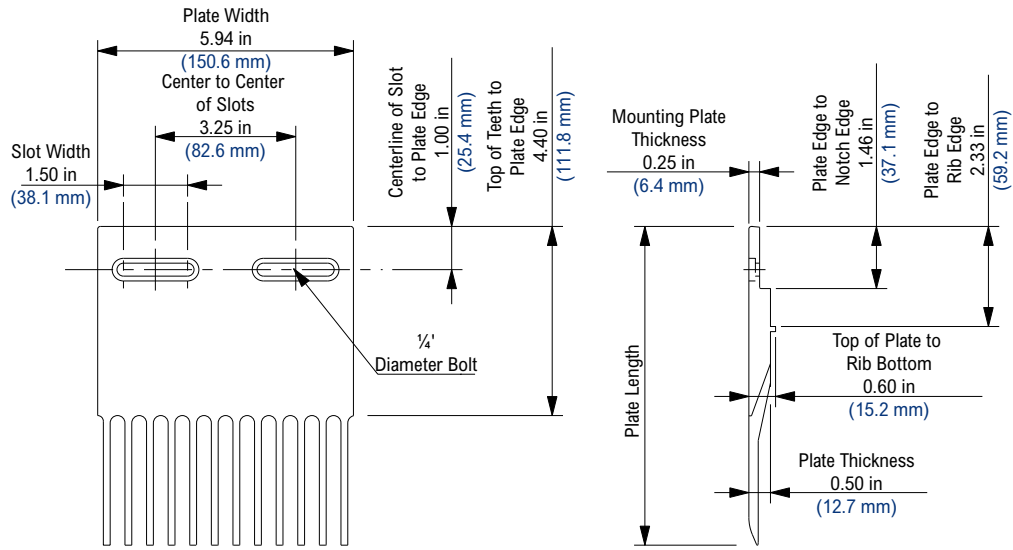
**4707/5997 Transfer Comb Kit**

Transfer Comb Kit Number	Transfer Plate Part Number	Screw Part Number	Slot Caps Part Number	Plate Length		Slot Width		Centerline of Slot to Plate Edge		Top of Teeth to Plate Edge		Center to Center of Slots		Approximate Weight	
				in	mm	in	mm	in	mm	in	mm	in	mm	lbs	kg
10131495	10074648	10075965	10069160	6.18	157.0	1.50	38.1	1.00	25.4	4.40	111.8	3.25	82.6	0.48	0.22
10131813	10070598	10075965	10075964	5.75	146.1	0.75	19.1	1.00	25.4	2.24	56.9	4.00	101.6	0.24	0.11
10131834	10075632	10075965	10069160	8.50	215.9	1.50	38.1	2.00	50.8	3.50	88.9	3.25	82.6	0.28	0.13
10131838	10069161	10075965	10069160	7.50	190.5	1.50	38.1	1.00	25.4	2.50	63.5	3.25	82.6	0.30	0.14

The 10070598 transfer comb is molded in white acetal. The 10075632 and 10069161 transfer combs are molded in a proprietary black internally lubricated high temperature material.

Transfer comb kits are supplied with 1/4 x 20 screws and slot caps.

For 4707 and 5997 chains only.



**4707/5997/Fortex Heavy Duty Transfer Comb Kit**

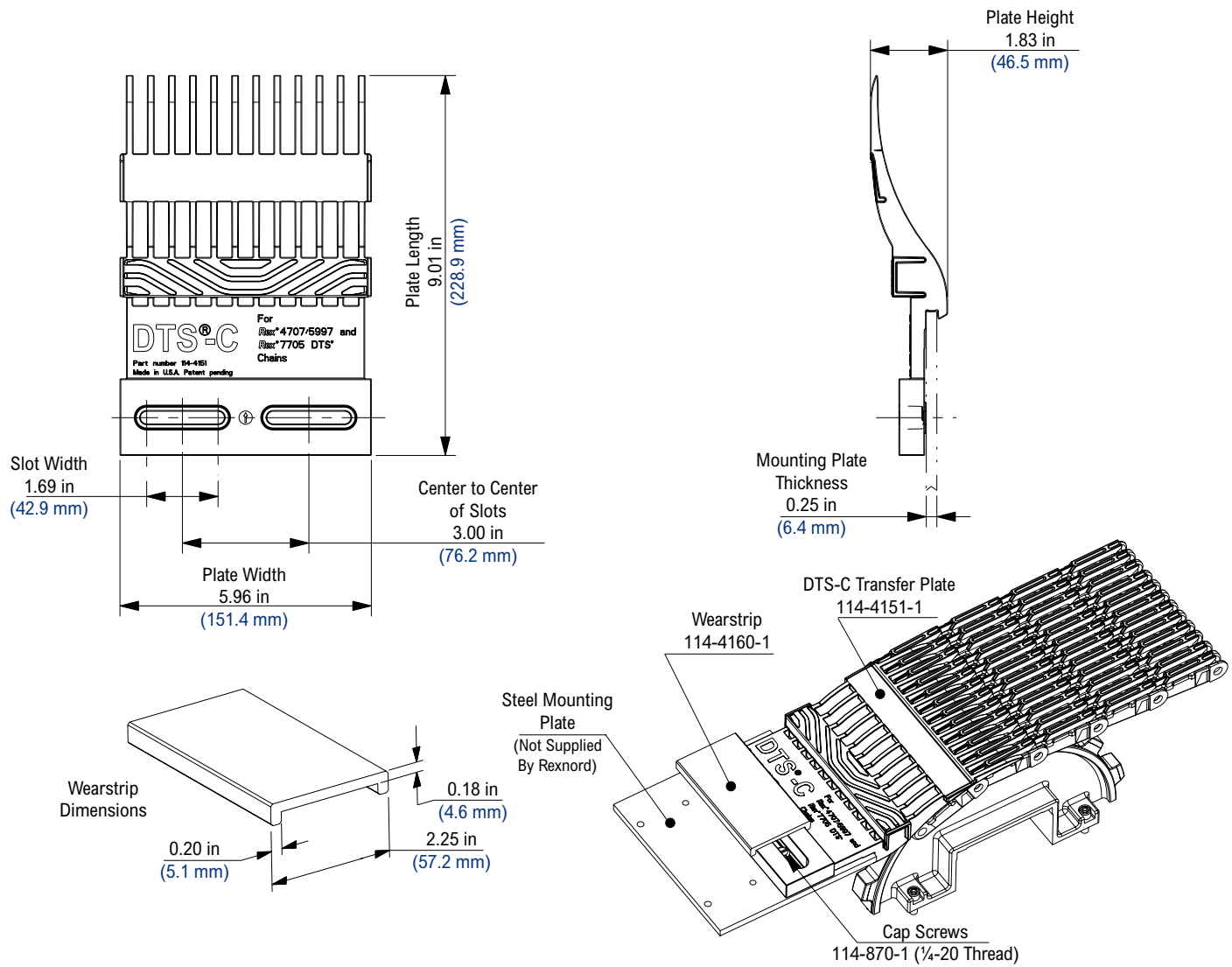
Transfer Comb Kit Number	Transfer Plate Part Number	Screw Part Number	Slot Caps Part Number	Plate Length		Slot Width		Centerline of Slot to Plate Edge		Top of Teeth to Plate Edge		Center to Center of Slots		Approximate Weight	
				in	mm	in	mm	in	mm	in	mm	in	mm	lbs	kg
10131497	10074649	10075965	10069160	7.95	201.9	1.50	38.1	1.00	25.4	4.40	111.8	3.25	82.6	0.53	0.24
10131499	10071978	10075965	10069160	7.95	201.9	1.50	38.1	1.00	25.4	4.40	111.8	3.25	82.6	0.53	0.24

Transfer combs are molded in a proprietary black internally lubricated high temperature material.

Transfer comb kits are supplied with 1/4 x 20 screws and slot caps.

For 5997, 4707 and 9200 chains only.

The 10071978 transfer comb has the bottom rib removed.



**DTS-C Component Part Numbers**

Component Description	Kit Part Number	Comb Part Number	Screw Part Number	Wearstrip Part Number (10 ft length)	For Use With		
					Raised Rib Chain	DTS Chain	Takeaway Chain
DTS-C Comb Kit	10131580	10073051	10075965	NA	4707, 5997, 9217, 9227, or 9237	7705DTS-450	7705, 7706 or 1055
Wearstrip	NA			10073065			

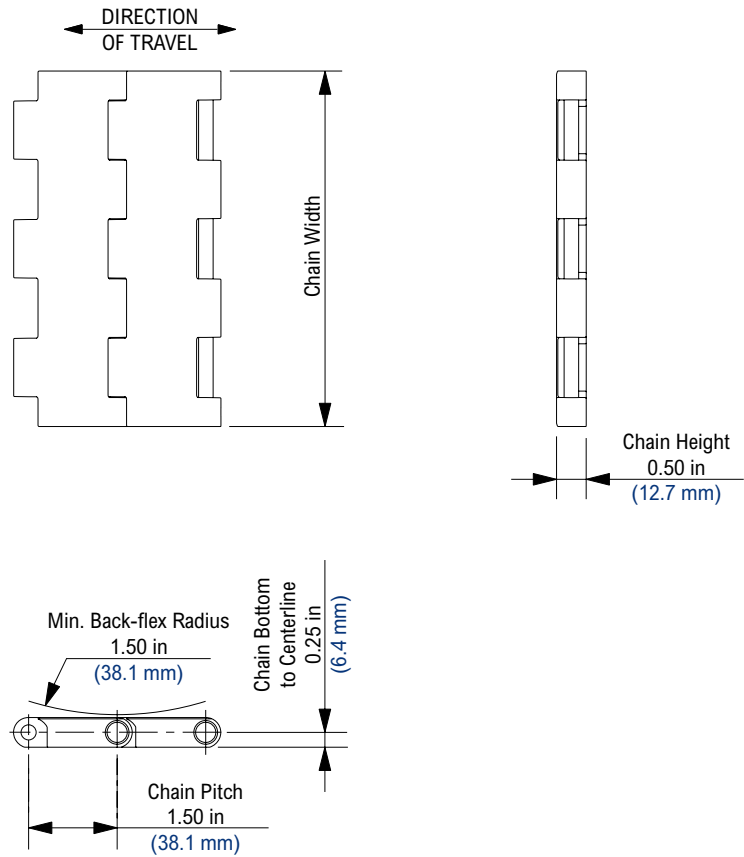
Each kit includes one comb and two mounting screws.

Wearstrip is sold in 10 ft (3.048 m) lengths and is sold separately.

# 5705



Photo shows 5705 MatTop Chain molded in High Performance (HP) material.



### Chain Information

Chain Capacity	Number of Sprockets			
	820 Series		4700/5700 Series	
	per ft	per m	per ft	per m
0% - 50%	2	7	2	7
50% - 100%	4	13	4	13

### Available Materials

Prefix	Chain Material	Standard Pin Material	Temperature						Chain Strength		Approximate Weight		FDA Approval
			Fahrenheit			Celsius							
			min	max		min	max		lbs/ft	N/m	lbs/ft <sup>2</sup>	kg/m <sup>2</sup>	
<b>Standard Materials</b>													
HP	High Performance	Polyester	-40	180	150	-40	82	66	1,200	17,508	1.86	9.08	Yes
LF	Low Friction	Polyester	-40	180	150	-40	82	66	1,200	17,508	1.86	9.08	Yes
PSX	Platinum Series X	Polyester	-40	180	150	-40	82	66	1,200	17,508	1.86	9.08	Yes
<b>Non-Standard Materials</b>													
AS	Anti-Static	Polyester	0	180	NR	-18	82	NR	720	10,505	1.86	9.08	No
BLT	Blue Low Temperature	Polyethylene	-100	80	80	-73	27	27	400	5,836	1.38	6.74	Yes
MR	Melt Resistant	Polyester	-80	220	NR	-62	104	NR	1,200	17,508	1.86	9.08	No
WHT	White High Temperature	Polyester	40	220	212	4	104	100	600	8,754	1.26	6.15	Yes
WLT	White Low Temperature	Polyethylene	-100	80	80	-73	27	27	400	5,836	1.38	6.74	Yes

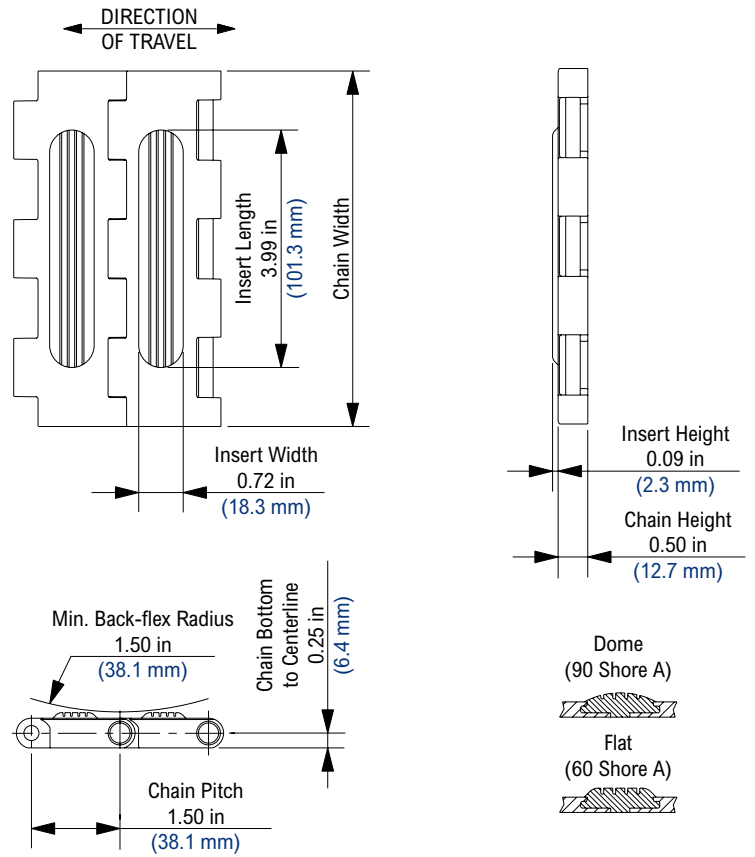

### Regulatory Information

The Food and Drug Administration (FDA) accepts certain materials for direct food contact. FDA approved material is compliant to FDA 21 CFR § 177. Rexnord, MatTop, HP, Platinum Series X and PSX are trademarks of Rexnord Corporation. All rights reserved.

### Additional Notes

Non-Standard products are non-returnable. Minimum order quantity and additional setup charges may also apply. For chain width information see Rexnord Chain Width Table on page 333. Open area = 2.1%. Stainless steel pins are available on a made-to-order basis. Chain strength is listed at room temperature. NR = Not Recommended. For additional material information, see material portfolio.

# 5705 SuperGrip



### Chain Information

Chain Capacity	Number of Sprockets			
	820 Series		4700/5700 Series	
	per ft	per m	per ft	per m
0% - 50%	2	7	2	7
50% - 100%	4	13	4	13

### Available Materials

Prefix	Chain Material	Standard Pin Material	Temperature						Chain Strength		Approximate Weight		FDA Approval
			Fahrenheit			Celsius							
			min	max		min	max		lbs/ft	N/m	lbs/ft <sup>2</sup>	kg/m <sup>2</sup>	
				dry	wet		dry	wet					
<b>Standard Materials</b>													
HP	High Performance	Polyester	-40	180	150	-40	82	66	1,200	17,508	1.86	9.08	No
<b>Non-Standard Materials</b>													
HT	High Temperature	Polyester	40	220	212	4	104	100	600	8,754	1.26	6.15	Yes

### Regulatory Information

The Food and Drug Administration (FDA) accepts certain materials for direct food contact. FDA approved material is compliant to FDA 21 CFR § 177. Rexnord, MatTop and HP are trademarks of Rexnord Corporation. All rights reserved.

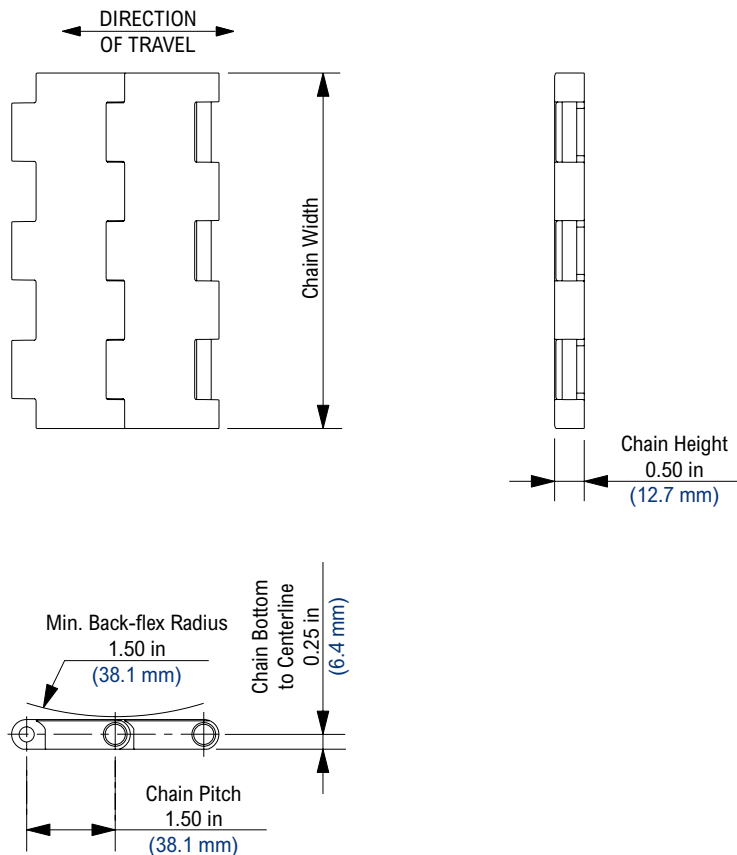
### Additional Notes

Non-Standard products are non-returnable. Minimum order quantity and additional setup charges may also apply. For chain width information see Rexnord Chain Width Table on page 333. Open area = 2.1%. Stainless steel pins are available on a made-to-order basis. Inserts may be spaced every pitch, every second pitch, etc. FDA approval only applies to 60 Shore A inserts. Chain strength is listed at room temperature. NR = Not Recommended. For additional material information, see material portfolio.

## 5705 (MTW)



Photo shows 5705 Molded-to-Width (MTW) MatTop Chain molded in High Performance (HP) material.



### Chain Information

desc	Chain Width		Number of Sprockets		Chain Strength	
	in	mm	820	4700/5700	lbs	N
3 1/4	3.25	82.6	NR	1	420	1,868
4 1/2	4.50	114.3	NR	1	420	1,868
6	6.00	152.4	2	2	600	2,669
7 1/2	7.50	190.5	NR	2	800	3,560
15	15.00	381.0	3	3	1,600	7,100

### Available Materials

Prefix	Chain Material	Standard Pin Material	Temperature						Approximate Weight		FDA Approval
			Fahrenheit			Celsius			lbs/ft <sup>2</sup>	kg/m <sup>2</sup>	
			min	max		min	max				
<b>Standard Materials</b>											
DKA	Abrasion Resistant Composite	Polyester	0	180	150	-18	82	66	1.86	9.08	Yes
Dry-PT	Dry PET Low Friction	Polyester	-40	180	150	-40	82	66	1.86	9.08	Yes
HP	High Performance	Polyester	-40	180	150	-40	82	66	1.86	9.08	Yes
PSX	Platinum Series X	Polyester	-40	180	150	-40	82	66	1.86	9.08	Yes
<b>Non-Standard Materials</b>											
AS	Anti-Static	Polyester	0	180	NR	-18	82	NR	1.86	9.08	No
BWR	Black Wear Resistant	Polyester	-40	180	NR	-40	82	NR	1.86	9.08	No
HT	High Temperature	Polyester	40	220	212	4	104	100	1.26	6.15	Yes
LF	Low Friction	Polyester	40	180	150	4	82	66	1.86	9.08	Yes
WX	Green Abrasion Resistant Polyamide	Acetal	-40	220	NR	-40	104	NR	1.86	9.08	No

### Regulatory Information

The Food and Drug Administration (FDA) accepts certain materials for direct food contact. FDA approved material is compliant to FDA 21 CFR § 177.

Rexnord, MatTop, Dry-PT, HP, Platinum Series X and PSX are trademarks of Rexnord Corporation.

All rights reserved.

### Additional Notes

Non-Standard products are non-returnable. Minimum order quantity and additional setup charges may also apply.

Stocked in 80 pitch, 10 ft (3.048 m) length strands.

Open area = 2.1%.

Stainless steel pins are available on a made-to-order basis.

Chain strength is based on acetal-based materials and listed at room temperature. NR = Not Recommended.

For additional material information, see material portfolio.



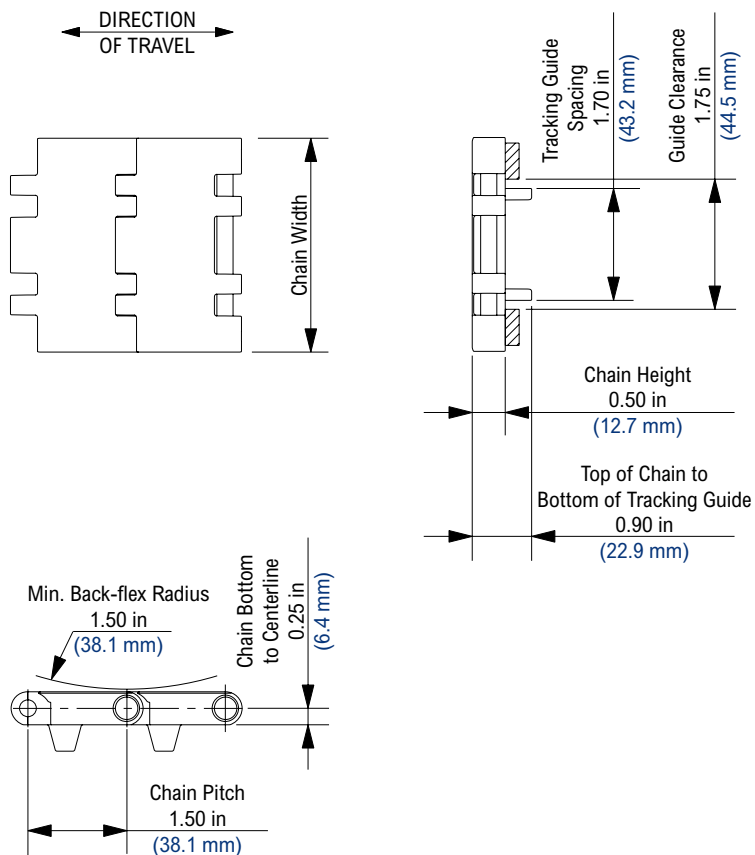
# 5705 (MTW) PT



Photo shows 5705 Molded-to-Width (MTW) MatTop Chain with Positrack (PT) Tracking Guides molded in High Performance (HP) material.

## Chain Information

desc	Chain Width		Number of Sprockets		Chain Strength	
	in	mm	820	4700/5700	lbs	N
3 1/4	3.25	82.6	NR	1	420	1,868
4 1/2	4.50	114.3	NR	1	420	1,868



## Available Materials

Prefix	Chain Material	Standard Pin Material	Temperature						Approximate Weight		FDA Approval
			Fahrenheit			Celsius			lbs/ft <sup>2</sup>	kg/m <sup>2</sup>	
			min	max		min	max				
<b>Standard Materials</b>											
DKA	Abrasion Resistant Composite	Polyester	0	180	150	-18	82	66	1.86	9.08	Yes
Dry-PT	Dry PET Low Friction	Polyester	-40	180	150	-40	82	66	1.86	9.08	Yes
HP	High Performance	Polyester	-40	180	150	-40	82	66	1.86	9.08	Yes
<b>Non-Standard Materials</b>											
AS	Anti-Static	Polyester	0	180	NR	-18	82	NR	1.86	9.08	No
LF	Low Friction	Polyester	-40	180	150	-40	82	66	1.86	9.08	Yes
PSX	Platinum Series X	Polyester	-40	180	150	-40	82	66	1.86	9.08	Yes
WX	Green Abrasion Resistant Polyamide	Acetal	-40	220	NR	-40	104	NR	1.86	9.08	No

## Regulatory Information

The Food and Drug Administration (FDA) accepts certain materials for direct food contact. FDA approved material is compliant to FDA 21 CFR § 177.

Rexnord, MatTop, Dry-PT, Positrack, Platinum Series X, PSX and HP are trademarks of Rexnord Corporation.

All rights reserved.

## Additional Notes

Non-Standard products are non-returnable. Minimum order quantity and additional setup charges may also apply.

Stocked in 80 pitch, 10 ft (3.048 m) length strands.

Open area = 2.1%.

Stainless steel pins are available on a made-to-order basis.

Same guide clearance as Rexnord 815, 820 and 831 TableTop Chain.

Chain strength is based on acetal-based materials and listed at room temperature. NR = Not Recommended.

For additional material information, see material portfolio.

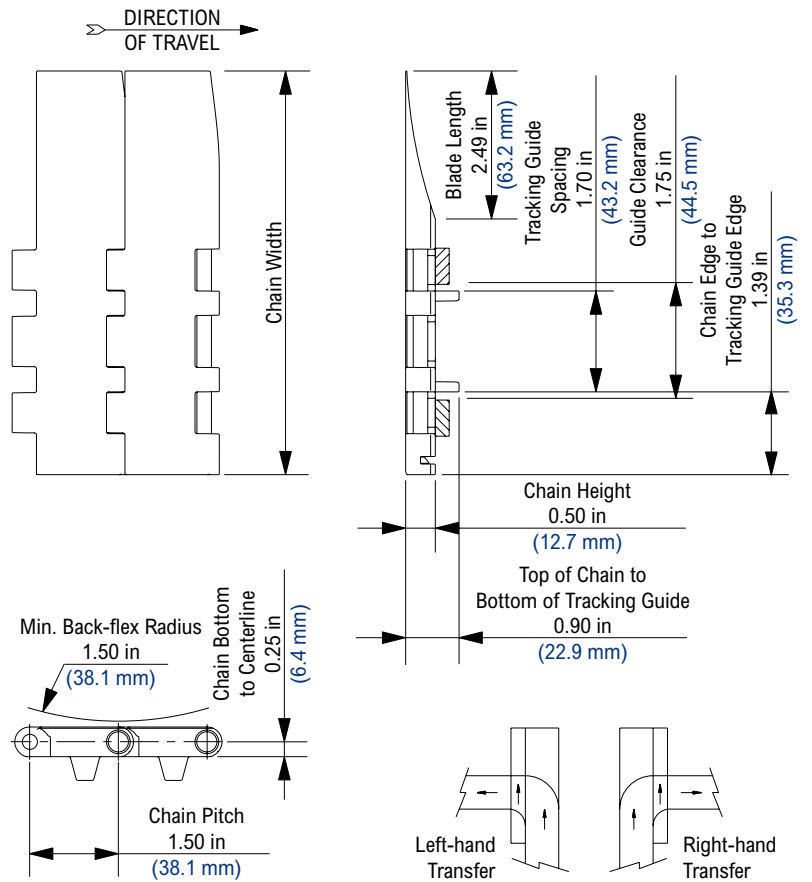
## 5705 DTS PT



Photo shows 5705 MatTop Chain with DynamicTransfer System (DTS) with Positrack (PT) Tracking Guides molded in High Performance (HP) material.

### Chain Information

Chain Width	Chain Width		Number of Sprockets		Chain Strength		
	desc	in	mm	820	4700/5700	lbs	N
4 1/2	6.80	172.7	NR	1	420	1,868	



### Available Materials

Prefix	Chain Material	Standard Pin Material	Temperature						Approximate Weight		FDA Approval
			Fahrenheit			Celsius					
			min	max		min	max		lbs/ft <sup>2</sup>	kg/m <sup>2</sup>	
<b>Standard Materials</b>											
HP	High Performance	Polyester	-40	180	150	-40	82	66	1.86	9.08	Yes
PSX	Platinum Series X	Polyester	-40	180	150	-40	82	66	1.86	9.08	Yes

### Regulatory Information

The Food and Drug Administration (FDA) accepts certain materials for direct food contact. FDA approved material is compliant to FDA 21 CFR § 177.

Rexnord, MatTop, DynamicTransfer System, DTS, Positrak, Platinum Series X, PSX and HP are trademarks of Rexnord Corporation.

All rights reserved.

U.S. Patent: 5634550

### Additional Notes

Stocked in 80 pitch, 10 ft (3.048 m) length strands.

Available in both left-hand and right-hand modules.

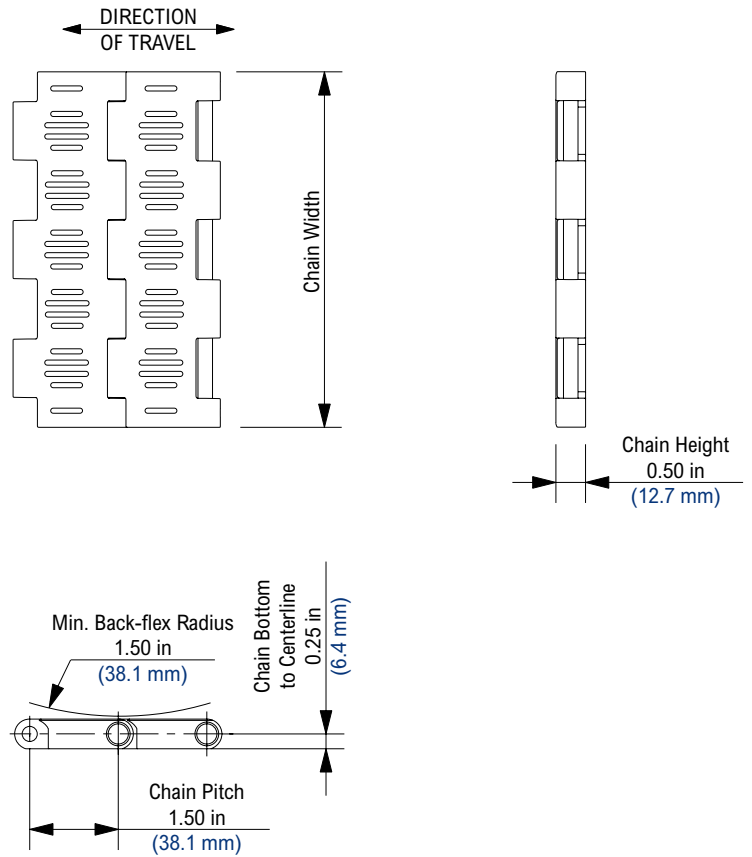
Same guide clearance as Rexnord 815, 820 and 831 TableTop Chain.

Chain strength is based on acetal-based materials and listed at room temperature. NR = Not Recommended.

For additional material information, see material portfolio.



Photo shows 5706 MatTop Chain molded in High Performance (HP) material.



**Chain Information**

Chain Capacity	Number of Sprockets			
	820 Series		4700/5700 Series	
	per ft	per m	per ft	per m
0% - 50%	2	7	2	7
50% - 100%	4	13	4	13

**Available Materials**

Prefix	Chain Material	Standard Pin Material	Temperature						Chain Strength		Approximate Weight		FDA Approval
			Fahrenheit			Celsius							
			min	max		min	max		lbs/ft	N/m	lbs/ft <sup>2</sup>	kg/m <sup>2</sup>	
				dry	wet		dry	wet					
<b>Standard Materials</b>													
HP	High Performance	Polyester	-40	180	150	-40	82	66	1,200	17,508	1.86	9.08	Yes
LF	Low Friction	Polyester	-40	180	150	-40	82	66	1,200	17,508	1.62	7.91	Yes
<b>Non-Standard Materials</b>													
HS	Heat Stabilized	Polyester	-40	220	212	-40	104	100	1,200	17,508	1.62	7.91	No
WX	Green Abrasion Resistant Polyamide	Acetal	-40	220	NR	-40	104	NR	1,200	17,508	1.86	9.08	No

**Regulatory Information**

The Food and Drug Administration (FDA) accepts certain materials for direct food contact. FDA approved material is compliant to FDA 21 CFR § 177.

Rexnord, MatTop and HP are trademarks of Rexnord Corporation.

All rights reserved.

**Additional Notes**

Non-Standard products are non-returnable. Minimum order quantity and additional setup charges may also apply.

Stocked in 80 pitch, 10 ft (3.048 m) length strands.

Open area = 22.1%.

Stainless steel pins are available on a made-to-order basis.

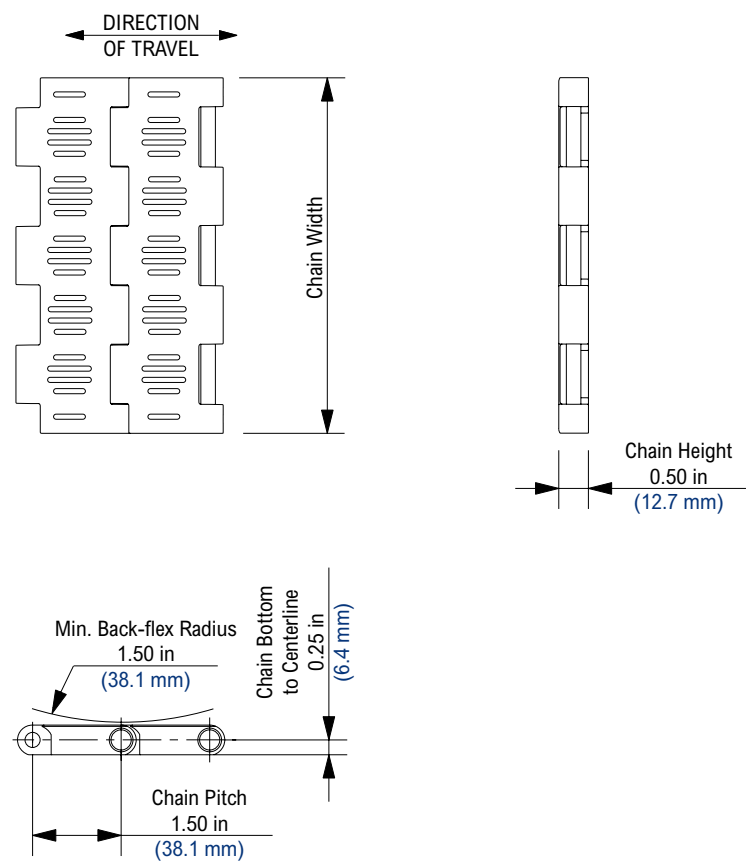
Chain strength is listed at room temperature. NR = Not Recommended.

For additional material information, see material portfolio.

# 5706 (MTW)



Photo shows 5706 Molded-to-Width (MTW) MatTop Chain molded in High Performance (HP) material.



### Chain Information

desc	Chain Width		Number of Sprockets		Chain Strength	
	in	mm	820	4700/5700	lbs	N
3 1/4	3.25	82.6	NR	1	420	1,868
4 1/2	4.50	114.3	NR	1	420	1,868
6	6.00	152.4	2	2	600	2,670
7 1/2	7.50	190.5	NR	2	800	3,560
15	15.00	381.0	3	3	1,600	7,117

### Available Materials

Prefix	Chain Material	Standard Pin Material	Temperature						Approximate Weight		FDA Approval
			Fahrenheit			Celsius					
			min	max		min	max		lbs/ft <sup>2</sup>	kg/m <sup>2</sup>	
			dry	wet		dry	wet				
<b>Standard Materials</b>											
HP	High Performance	Polyester	-40	180	150	-40	82	66	1.62	7.91	Yes
PSX	Platinum Series X	Polyester	-40	180	150	-40	82	66	1.62	7.91	Yes
<b>Non-Standard Materials</b>											
LF	Low Friction	Polyester	-40	180	150	-40	82	66	1.62	7.91	Yes

### Regulatory Information

The Food and Drug Administration (FDA) accepts certain materials for direct food contact. FDA approved material is compliant to FDA 21 CFR § 177. Rexnord, MatTop, HP, Platinum Series X and PSX are trademarks of Rexnord Corporation. All rights reserved.

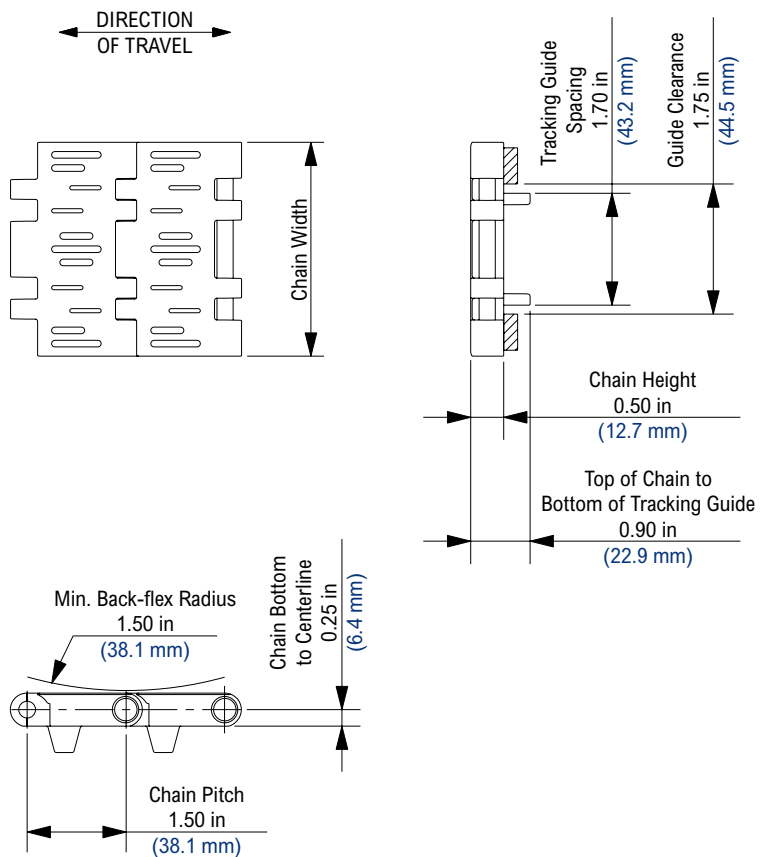
### Additional Notes

Non-Standard products are non-returnable. Minimum order quantity and additional setup charges may also apply. Stocked in 80 pitch, 10 ft (3.048 m) length strands. Open area = 22.1%. Stainless steel pins are available on a made-to-order basis. Chain strength is based on acetal-based materials and listed at room temperature. NR = Not Recommended. For additional material information, see material portfolio.

# 5706 (MTW) PT



Photo shows 5706 Molded-to-Width (MTW) MatTop Chain with Positrack (PT) Tracking Guides molded in High Performance (HP) material.



## Chain Information

desc	Chain Width		Number of Sprockets		Chain Strength	
	in	mm	820	4700/5700	lbs	N
3 1/4	3.25	82.6	NR	1	420	1,868
4 1/2	4.50	114.3	NR	1	420	1,868

## Available Materials

Prefix	Chain Material	Standard Pin Material	Temperature						Approximate Weight		FDA Approval
			Fahrenheit			Celsius			lbs/ft <sup>2</sup>	kg/m <sup>2</sup>	
			min	max		min	max				
			dry	wet		dry	wet				
<b>Standard Materials</b>											
HP	High Performance	Polyester	-40	180	150	-40	82	66	1.62	7.91	Yes
PSX	Platinum Series X	Polyester	-40	180	150	-40	82	66	1.62	7.91	Yes
<b>Non-Standard Materials</b>											
LF	Low Friction	Polyester	-40	180	150	-40	82	66	1.62	7.91	Yes

## Regulatory Information

The Food and Drug Administration (FDA) accepts certain materials for direct food contact. FDA approved material is compliant to FDA 21 CFR § 177.

Rexnord, MatTop, Positrack, HP, Platinum Series X and PSX are trademarks of Rexnord Corporation.

All rights reserved.

## Additional Notes

Non-Standard products are non-returnable. Minimum order quantity and additional setup charges may also apply.

Stocked in 80 pitch, 10 ft (3.048 m) length strands.

Open area = 22.1%.


Stainless steel pins are available on a made-to-order basis.

Same guide clearance as Rexnord 815, 820 and 831 TableTop Chain.


Chain strength is based on acetal-based materials and listed at room temperature. NR = Not Recommended.

For additional material information, see material portfolio.


### 820 Cast Iron Arm Body Sprocket



### 820 Cast Iron Block Body Sprocket



### NS820 Thermoplastic Split Sprocket



### 820 Cast Iron Arm Body Sprocket Information

Number of Teeth	Pitch Diameter	Outside Diameter		Bore Diameter (Shaft-Ready)								Bore Diameter (Round)				Approximate Weight			
				Round				Square				in		mm					
				in	mm	min	max	min	max	min	max	min	max	min	max			lbs	kg
19	9 1/2	4.622	117.40	4.61	117.1	1	1 1/4	20	30	-	-	-	-	1	1 1/4	20	30	3.28	1.49
20	10	4.854	123.29	4.86	123.4	1	1 1/4	20	30	-	-	-	-	1	1 1/4	20	30	3.81	1.73
21	10 1/2	5.089	129.26	5.12	130.0	1	1 3/4	20	45	-	-	-	-	1	1 3/4	20	45	4.63	2.10
22	11	5.324	135.23	5.35	135.9	1	1 3/4	20	45	-	-	-	-	1	1 3/4	20	45	5.12	2.32
23	11 1/2	5.560	141.22	5.59	142.0	1	1 3/4	20	45	-	-	-	-	1	1 3/4	20	45	5.31	2.41
24	12	5.796	147.22	5.83	148.1	1	1 3/4	20	45	-	-	-	-	1	1 3/4	20	45	5.41	2.45
25	12 1/2	6.032	153.21	6.07	154.2	1	1 3/4	20	45	-	-	-	-	1	1 3/4	20	45	5.57	2.53
27	13 1/2	6.504	165.20	6.56	166.6	1	1 3/4	20	45	-	-	-	-	1	1 3/4	20	45	6.50	2.95
29	14 1/2	6.978	177.24	7.05	179.1	1	1 3/4	20	45	-	-	-	-	1	1 3/4	20	45	6.72	3.05
31	15 1/2	7.452	189.28	7.53	191.3	1	1 3/4	20	45	-	-	-	-	1	1 3/4	20	45	6.86	3.11
41	20 1/2	9.826	249.58	9.93	252.2	1	2 1/2	20	65	-	-	-	-	1	2 1/2	20	65	16.23	7.36

Shaft-ready round bore sprockets are shipped with keyway and setscrew.

### 820 Cast Iron Block Body Sprocket Information

Number of Teeth	Pitch Diameter	Outside Diameter		Bore Diameter (Shaft-Ready)								Bore Diameter (Round)				Approximate Weight			
				Round				Square				in		mm					
				in	mm	min	max	min	max	min	max	min	max	min	max			lbs	kg
13	6 1/2	3.228	81.99	3.11	79.0	1	1 1/4	20	30	-	-	-	-	1	1 1/4	20	30	2.45	1.11
15	7 1/2	3.688	93.68	3.63	92.2	1	1 1/4	20	30	-	-	-	-	1	1 1/4	20	30	3.57	1.62
17	8 1/2	4.152	105.46	4.12	104.6	1	1 11/16	20	40	-	-	-	-	1	1 11/16	20	40	4.83	2.19
21	10 1/2	5.089	129.26	5.12	130.0	1	2 11/16	20	70	-	-	-	-	1	2 11/16	20	70	4.63	2.10
25	12 1/2	6.032	153.21	6.07	154.2	1	3 7/16	20	90	-	-	-	-	1	3 7/16	20	90	5.57	2.53

Shaft-ready round bore sprockets are shipped with keyway and setscrew.

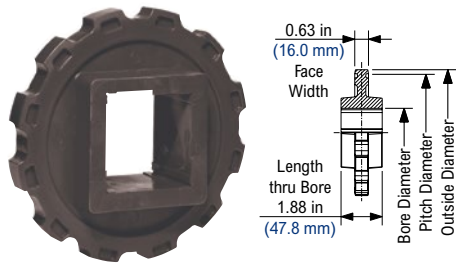
### NS820 Thermoplastic Split Sprocket Information

Number of Teeth	Pitch Diameter	Outside Diameter		Bore Diameter (Shaft-Ready)								Bore Diameter (Idler)				Approximate Weight			
				Round				Square				in		mm					
				in	mm	min	max	min	max	min	max	min	max	min	max			lbs	kg
21	10 1/2	5.089	129.26	5.12	130.0	1	1 5/8	25	40	-	-	-	-	1	1 5/8	25	40	1.01	0.46
23	11 1/2	5.560	141.22	5.59	142.0	1	1 5/8	25	40	-	-	-	-	1	1 5/8	25	40	1.19	0.54
25	12 1/2	6.032	153.21	6.07	154.2	1	2	25	50	-	-	-	-	1	2	25	50	1.39	0.63
27	13 1/2	6.504	165.20	6.56	166.6	1	1 5/8	25	40	-	-	-	-	1	1 5/8	25	40	1.76	0.80

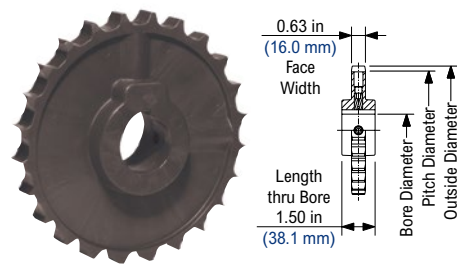
Imperial shaft-ready round bore sprockets are shipped with keyway and setscrew. Metric shaft-ready round bore sprockets are shipped with keyway and no setscrew. Idler bores are designed to spin freely on the shaft.



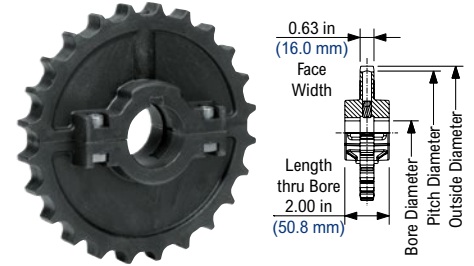
**N4700 Thermoplastic Sprocket**



**N5700 Thermoplastic Sprocket**



**NS5700 Thermoplastic Split Sprocket**



**N4700 Thermoplastic Sprocket Imperial Information**

Number of Teeth		Pitch Diameter		Outside Diameter		Imperial Square Bore Diameter				Approximate Weight	
actual	effect	in	mm	in	mm	in				lbs	kg
12	12	5.796	147.22	5.75	146.1	1 1/2				0.49	0.22
21	21	10.064	255.63	10.08	256.0	-				0.77	0.35

**N4700 Thermoplastic Sprocket Metric Information**

Number of Teeth		Pitch Diameter		Outside Diameter		Metric Square Bore Diameter				Approximate Weight	
actual	effect	in	mm	in	mm	mm				lbs	kg
12	12	5.796	147.22	5.75	146.1	65				0.49	0.22
21	21	10.064	255.63	10.08	256.0	65				0.77	0.35

**N5700 Thermoplastic Sprocket Imperial Information**

Number of Teeth		Pitch Diameter		Outside Diameter		Imperial Round Bore Diameter					Approximate Weight	
actual	effect	in	mm	in	mm	in					lbs	kg
24	12	5.796	147.22	5.80	147.3	1	1 3/16	1 1/4	1 7/16	1 1/2	1.01	0.46

Shaft-ready round bore sprockets are shipped with keyway and setscrew.

**N5700 Thermoplastic Sprocket Metric Information**

Number of Teeth		Pitch Diameter		Outside Diameter		Metric Round Bore Diameter					Approximate Weight	
actual	effect	in	mm	in	mm	mm					lbs	kg
24	12	5.796	147.22	5.80	147.3	25	30	35	40	45	1.01	0.46

Shaft-ready round bore sprockets are shipped with keyway and setscrew.

**NS5700 Thermoplastic Split Sprocket Information**

Number of Teeth		Pitch Diameter		Outside Diameter		Bore Diameter (Shaft-Ready)								Bore Diameter (Idler)				Approximate Weight					
						Round				Square				in						mm			
						in		mm		in		mm		in		mm				in		mm	
actual	effect	in	mm	in	mm	min	max	min	max	min	max	min	max	min	max	min	max	lbs	kg				
21	10 1/2	5.089	129.26	5.12	130.0	1	1 1/2	25	35	-	-	-	-	1	1 1/2	25	35	0.80	0.36				
23	11 1/2	5.560	141.22	5.59	142.0	1	1 1/2	25	35	-	-	-	-	1	1 1/2	25	35	0.91	0.41				
24	12	5.796	147.22	5.81	147.6	1	1 1/2	25	35	-	-	-	-	1	1 1/2	25	35	1.01	0.46				
25	12 1/2	6.032	153.21	6.07	154.2	1	1 15/16	25	50	-	-	-	-	1	1 15/16	25	50	1.04	0.47				
27	13 1/2	6.504	165.20	6.57	166.9	1	1 1/2	25	35	-	-	-	-	1	1 1/2	25	35	1.04	0.47				

Imperial shaft-ready round bore sprockets are shipped with keyway and setscrew. Metric shaft-ready round bore sprockets are shipped with keyway and no setscrew. Idler bores are designed to spin freely on the shaft. 24 tooth sprocket has a Length thru Bore of 1.62 in (41.1 mm).

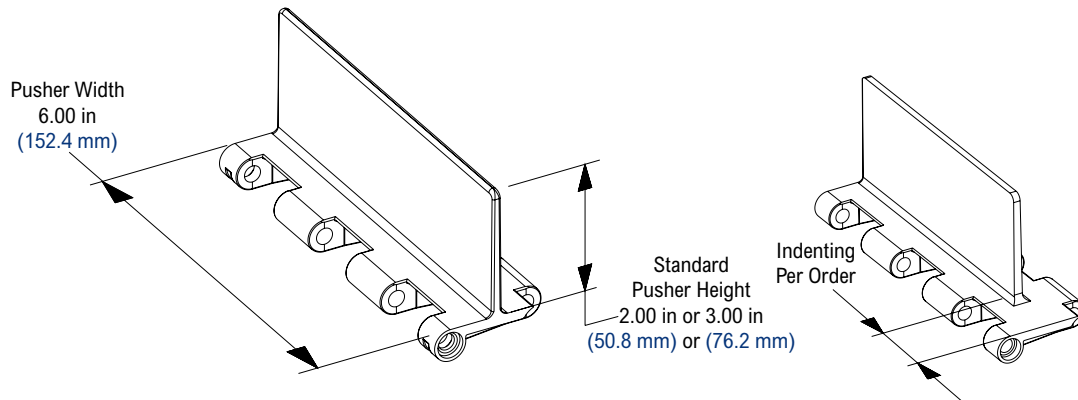
### Pusher Attachment (F-Style)

All pusher attachments are molded 6 in (152.4 mm) wide and can be cut down to a minimum height of 1/4 in (6.35 mm).

The F2 designation represents an F-style pusher attachment at a height of 2 in (50.8 mm).

Please indicate if pusher attachments are required every pitch, every second pitch, etc. when ordering. Also, indicate if indents are required in the center, on one or both sides of the chain.

For example, "I would like F2 pusher attachments every 8th pitch indented 3/4 in on both sides of the chain."




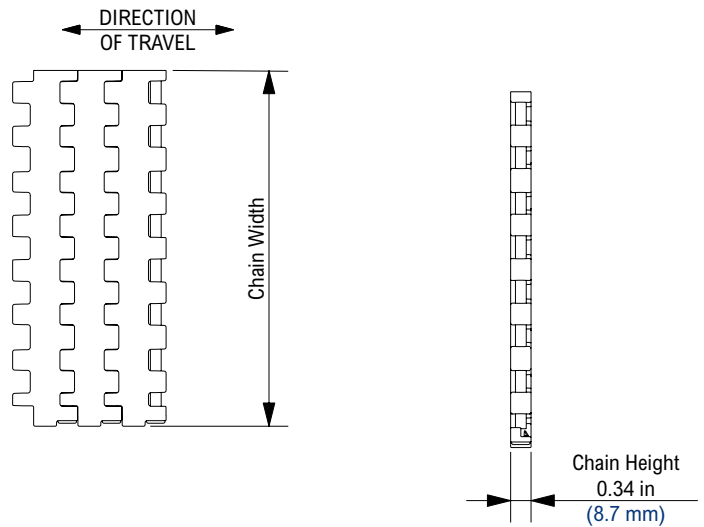
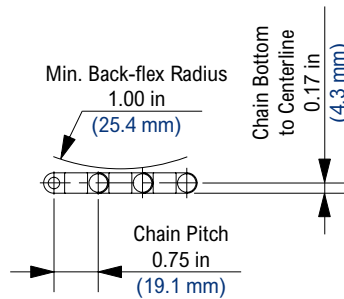


Photo shows 5935 MatTop Chain molded in Low Friction (LF) material.



**Chain Information**

Chain Capacity	Number of Sprockets	
	per ft of width	per m of width
0% - 50%	4	13
50% - 75%	6	20
75% - 100%	8	26



**Available Materials**

Prefix	Chain Material	Standard Pin Material	Temperature						Chain Strength		Approximate Weight		FDA Approval
			Fahrenheit			Celsius			lbs/ft	N/m	lbs/ft <sup>2</sup>	kg/m <sup>2</sup>	
			min	max		min	max						
				dry	wet		dry	wet					
<b>Standard Materials</b>													
FRPLUS	Flame Retardant Low Friction	Acetal	0	180	140	-18	82	60	450	6,566	1.43	6.99	No
HP	High Performance	Polypropylene	-40	180	150	-40	82	66	900	13,131	1.30	6.35	Yes
HT	High Temperature	Polypropylene	40	220	212	4	104	100	500	7,295	0.92	4.49	Yes
LF	Low Friction	Polypropylene	-40	180	150	-40	82	66	900	13,131	1.30	6.35	Yes
<b>Non-Standard Materials</b>													
AS	Anti-Static	Polypropylene	0	180	NR	-18	82	NR	540	7,879	1.30	6.35	No
HUV	High Temp. Ultraviolet Resistant	Polypropylene	40	220	180	4	104	82	500	7,295	0.92	4.49	No
MR	Melt Resistant	Polypropylene	-80	220	NR	-62	104	NR	900	13,131	1.30	6.35	No
WHT	White High Temperature	Polypropylene	40	220	212	4	104	100	500	7,295	0.92	4.49	Yes

**Regulatory Information**

The Food and Drug Administration (FDA) accepts certain materials for direct food contact. FDA approved material is compliant to FDA 21 CFR § 177. Rexnord, MatTop, FRPLUS and HP are trademarks of Rexnord Corporation. All rights reserved. U.S. Patents: 4858753, 5096053, 5020659, 4436200

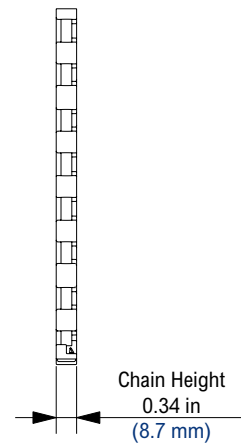
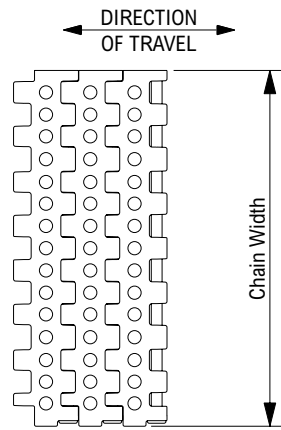
**Additional Notes**

Non-Standard products are non-returnable. Minimum order quantity and additional setup charges may also apply. For chain width information see Rexnord Chain Width Table on page 333. Open area = 2.1%. Stainless steel pins are available on a made-to-order basis. Chain strength is listed at room temperature. NR = Not Recommended. For additional material information, see material portfolio.

# 5935 V

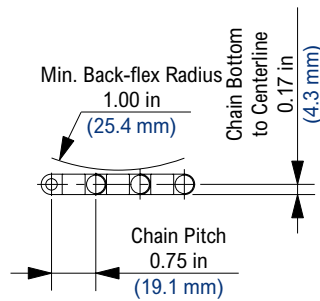


Photo shows 5935 V MatTop Chain with Vacuum Holes molded in Melt Resistant (MR) material.



### Chain Information

Chain Capacity	Number of Sprockets	
	per ft of width	per m of width
0% - 50%	4	13
50% - 75%	6	20
75% - 100%	8	26



Hole Diameter	Hole Spacing	Holes per Module	Open Area
in	mm	in	mm
1/8	3.18	3/8	9.53
1/8	3.18	3/4	19.05
9/64	3.57	3/4	19.05
9/64	3.57	3/8	9.53
5/32	3.97	3/4	19.05
3/16	4.76	3/4	19.05
7/32	5.56	3/4	19.05
1/4	6.35	3/4	19.05

Standard hole sizes listed per 6 in (152.4 mm) module. All vacuum holes are centered on the chain.

### Available Materials

Prefix	Chain Material	Standard Pin Material	Temperature						Chain Strength		Approximate Weight		FDA Approval
			Fahrenheit			Celsius							
			min	max		min	max		lbs/ft	N/m	lbs/ft <sup>2</sup>	kg/m <sup>2</sup>	
<b>Standard Materials</b>													
FRPLUS	Flame Retardant Low Friction	Acetal	0	180	140	-18	82	60	450	6,566	1.42	6.93	No
LF	Low Friction	Polypropylene	-40	180	150	-40	82	66	900	13,131	1.30	6.35	Yes
<b>Non-Standard Materials</b>													
FR	Flame Retardant	Polypropylene	0	180	140	-18	82	60	765	11,161	1.30	6.35	No
HP	High Performance	Polypropylene	-40	180	150	-40	82	66	900	13,131	1.30	6.35	Yes
MR	Melt Resistant	Polypropylene	-80	220	NR	-62	104	NR	900	13,131	1.30	6.35	No
HT	High Temperature	Polypropylene	40	220	212	4	104	100	500	7,295	0.92	4.49	Yes
PS	Platinum Series	Polypropylene	-40	180	150	-40	82	66	900	13,131	1.30	6.35	Yes

### Regulatory Information

The Food and Drug Administration (FDA) accepts certain materials for direct food contact. FDA approved material is compliant to FDA 21 CFR § 177.

Rexnord, MatTop, FRPLUS, Platinum Series and PS are trademarks of Rexnord Corporation.

All rights reserved.

U.S. Patents: 4858753, 5096053, 5020659, 4436200

### Additional Notes

Non-Standard products are non-returnable. Minimum order quantity and additional setup charges may also apply.

For chain width information see Rexnord Chain Width Table on page 333. Open area is dependent on the number of holes and hole diameters.

Number of holes and their location may vary; hole diameters range from 1/16 in (1.6 mm) up to 1/4 in (6.4 mm) diameter in 1/32 in (0.8 mm) increments.

Chain strength is listed at room temperature. NR = Not Recommended.

For additional material information, see material portfolio.

## 5935 (MTW)


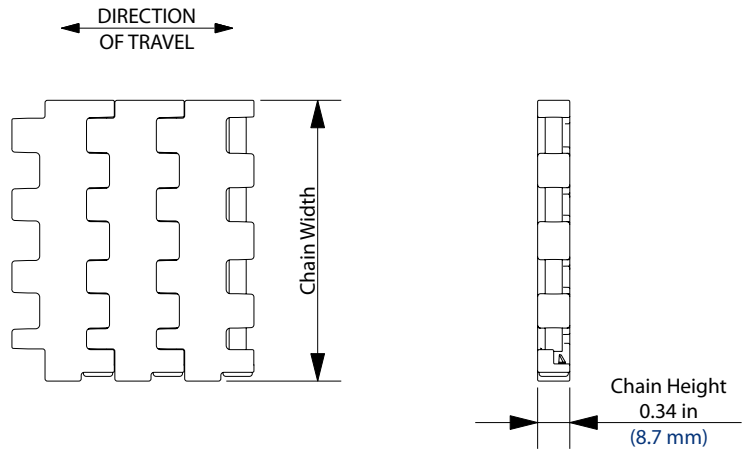
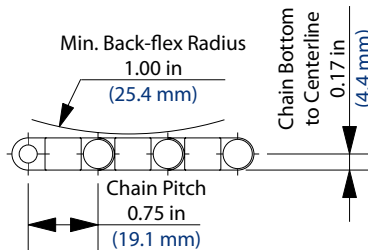


Photo shows 5935 Molded-to-Width (MTW) MatTop Chain molded in Low Friction (LF) material.



### Chain Information

Chain Width			Number of Sprockets	Chain Strength	
desc	in	mm		lbs	N
3	3.00	76.2	1	225	1,001



### Available Materials

Prefix	Chain Material	Standard Pin Material	Temperature						Approximate Weight		FDA Approval
			Fahrenheit			Celsius			lbs/ft <sup>2</sup>	kg/m <sup>2</sup>	
			min	max		min	max				
	dry	wet		dry	wet		dry	wet			
<b>Standard Materials</b>											
HP	High Performance	Polypropylene	-40	180	150	-40	82	66	1.30	6.35	Yes
LF	Low Friction	Polypropylene	-40	180	150	-40	82	66	1.30	6.35	Yes
MR	Melt Resistant	Polypropylene	-80	220	NR	-62	104	NR	1.30	6.35	No
<b>Non-Standard Materials</b>											
FRPLUS	Flame Retardant Low Friction	Acetal	0	+180	+140	-18	+82	+60	1.43	6.99	No

### Regulatory Information

The Food and Drug Administration (FDA) accepts certain materials for direct food contact. FDA approved material is compliant to FDA 21 CFR § 177.

Rexnord, MatTop, FRPLUS and HP are trademarks of Rexnord Corporation.

All rights reserved.

U.S. Patents: 4858753, 5096053, 5020659, 4436200

### Additional Notes

Non-Standard products are non-returnable. Minimum order quantity and additional setup charges may also apply.

Open area = 2.1%.

Stainless steel pins are available on a made-to-order basis.

Chain strength is listed at room temperature. NR = Not Recommended.

For additional material information, see material portfolio.

# 5936


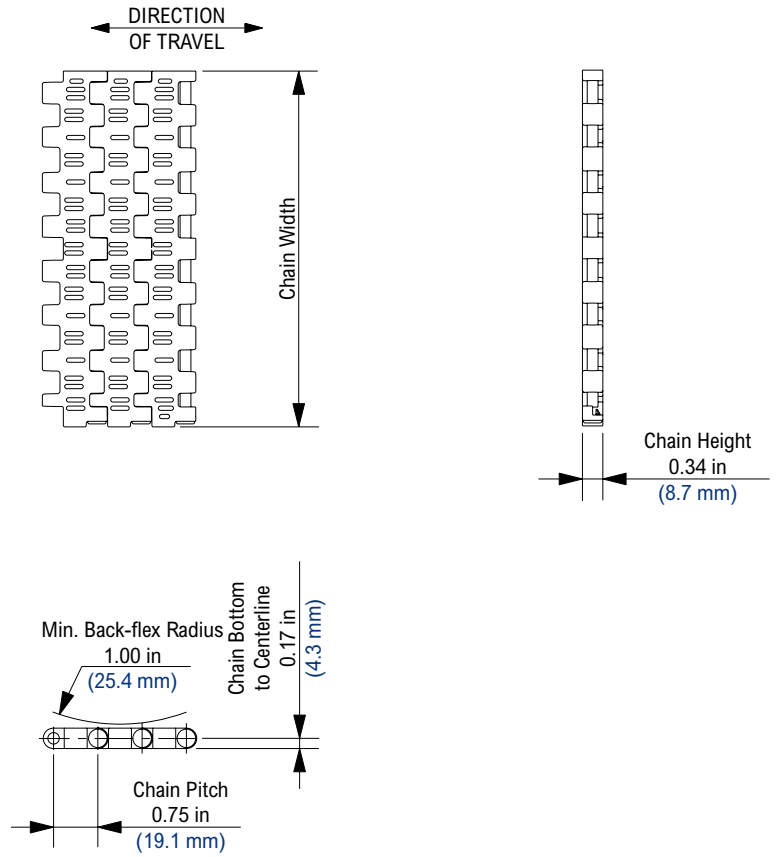


Photo shows 5936 MatTop Chain molded in Low Friction (LF) material.



### Chain Information

Chain Capacity	Number of Sprockets	
	per ft of width	per m of width
0% - 50%	4	13
50% - 75%	6	20
75% - 100%	8	26

### Available Materials

Prefix	Chain Material	Standard Pin Material	Temperature						Chain Strength		Approximate Weight		FDA Approval
			Fahrenheit			Celsius							
			min	max		min	max		lbs/ft	N/m	lbs/ft <sup>2</sup>	kg/m <sup>2</sup>	
<b>Standard Materials</b>													
FRPLUS	Flame Retardant Low Friction	Acetal	0	180	140	-18	82	60	450	6,566	1.43	6.99	No
HP	High Performance	Polypropylene	-40	180	150	-40	82	66	900	13,131	1.30	6.35	Yes
HT	High Temperature	Polypropylene	40	220	212	4	104	100	500	7,295	0.92	4.49	Yes
LF	Low Friction	Polypropylene	-40	180	150	-40	82	66	900	13,131	1.30	6.35	Yes
<b>Non-Standard Materials</b>													
AS	Anti-Static	Polypropylene	0	180	NR	-18	82	NR	540	7,879	1.30	6.35	No
BLT	Blue Low Temperature	Polyethylene	-100	80	80	-73	27	27	250	3,648	1.12	5.47	Yes
FR	Flame Retardant	Polypropylene	0	180	140	-18	82	60	765	11,161	1.30	6.35	No
HUV	High Temp. Ultraviolet Resistant	Polypropylene	40	220	180	4	104	82	500	7,295	0.92	4.49	No
MR	Melt Resistant	Polypropylene	-80	220	NR	-62	104	NR	900	13,131	1.30	6.35	No
PSX	Platinum Series X	Polypropylene	-40	180	150	-40	82	66	900	13,131	1.30	6.35	Yes
WHT	White High Temperature	Polypropylene	40	220	212	4	104	100	500	7,295	0.92	4.49	Yes

### Regulatory Information

The Food and Drug Administration (FDA) accepts certain materials for direct food contact. FDA approved material is compliant to FDA 21 CFR § 177.

Rexnord, MatTop, FRPLUS, Platinum Series X, PSX and HP are trademarks of Rexnord Corporation.

All rights reserved.

U.S. Patents: 4858753, 5096053, 5020659, 4436200

### Additional Notes

Non-Standard products are non-returnable. Minimum order quantity and additional setup charges may also apply.

For chain width information see Rexnord Chain Width Table on page 333. Open area = 16.4%.

Stainless steel pins are available on a made-to-order basis.

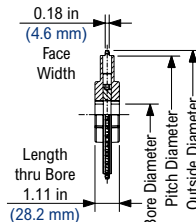
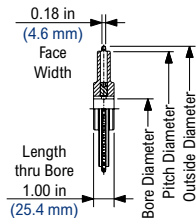
Chain strength is listed at room temperature. NR = Not Recommended.

For additional material information, see material portfolio.



**N5936 Thermoplastic Sprocket**

**NS5936 Thermoplastic Split Sprocket**



**N5936 Thermoplastic Sprocket Imperial Information**

Number of Teeth		Pitch Diameter		Outside Diameter		Hex	Round							Square		Approximate Weight					
actual	effect	in	mm	in	mm		in														lbs
10	10	2.450	62.23	2.50	63.5	1 1/2	1	-	-	-	-	-	-	-	-	-	-	-	0.09	0.04	
24	24	5.801	147.35	5.88	149.4	-	1	1 3/16	1 1/4	1 7/16	1 1/2	1 15/16	1 1/2	2	2 1/2	-	-	-	0.44	0.20	
25	25	6.040	153.42	6.15	156.2	-	-	-	-	-	-	-	-	1 1/2	2	2 1/2	-	-	0.48	0.21	

Shaft-ready round bore sprockets are shipped with keyway and setscrew.

**N5936 Thermoplastic Sprocket Metric Information**

Number of Teeth		Pitch Diameter		Outside Diameter		Hex	Round										Square		Approximate Weight		
actual	effect	in	mm	in	mm		mm														lbs
10	10	2.450	62.23	2.50	63.5	-	25	-	-	-	-	-	-	-	-	-	-	-	0.09	0.04	
24	24	5.801	147.35	5.88	149.4	-	25	30	35	40	45	50	40	50	-	65	-	-	0.44	0.20	
25	25	6.040	153.42	6.15	156.2	-	-	-	-	-	-	-	40	50	60	65	-	-	0.46	0.21	

Shaft-ready round bore sprockets are shipped with keyway and setscrew.

**NS5936 Thermoplastic Split Sprocket Information**

Number of Teeth		Pitch Diameter		Outside Diameter		Bore Diameter (Shaft-Ready)								Bore Diameter (Idler)				Approximate Weight			
						Round				Square				in		mm					
						in		mm		in		mm		min	max	min	max			min	max
actual	effect	in	mm	in	mm	min	max	min	max	min	max	min	max	min	max	min	max	min	max	lbs	kg
24	24	5.800	147.32	5.88	149.4	1	2	25	50	1	2 1/2*	25	65*	1	1 15/16	25	50	-	-	0.57	0.26

Imperial shaft-ready round bore sprockets are shipped with keyway and setscrew. Metric shaft-ready round bore sprockets are shipped with keyway and no setscrew. Idler bores are designed to spin freely on the shaft.

\* The 2-1/2 in and 65 mm bores for the 24 tooth square bore sprocket and all round bore sprockets above 1-15/16 in are supplied as molded bores. All other bores are supplied with split bore adapters.

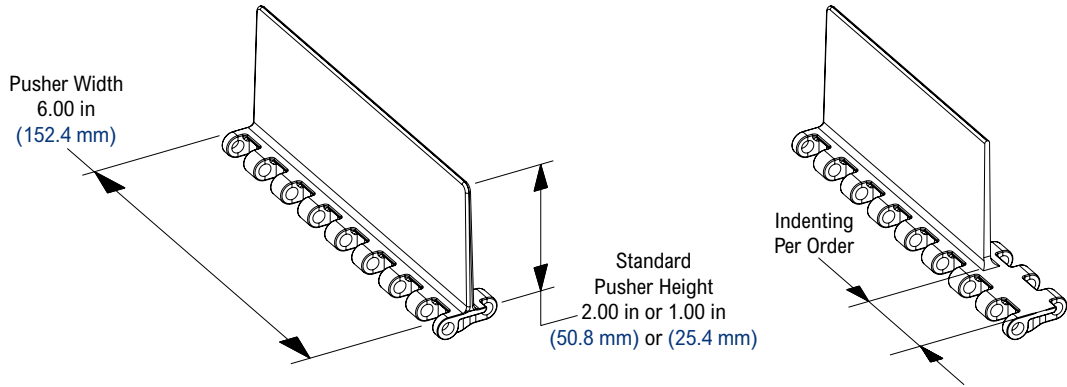
**Pusher Attachment (F-Style)**

All pusher attachments are molded 6 in (152.4 mm) wide and can be cut down to a minimum height of 1/4 in (6.35 mm).

The F2 designation represents an F-style pusher attachment at a height of 2 in (50.8 mm).

Please indicate if pusher attachments are required every pitch, every second pitch, etc. when ordering. Also, indicate if indents are required in the center, on one or both sides of the chain.

For example, "I would like F2 pusher attachments every 8th pitch indented 3/4 in on both sides of the chain."



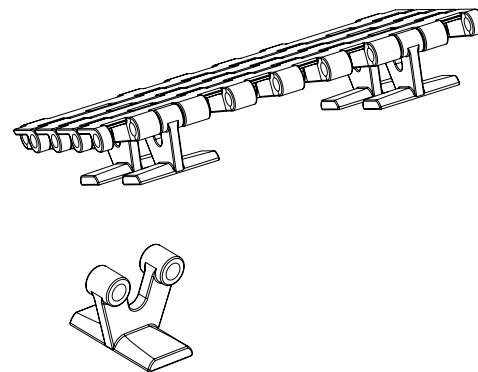
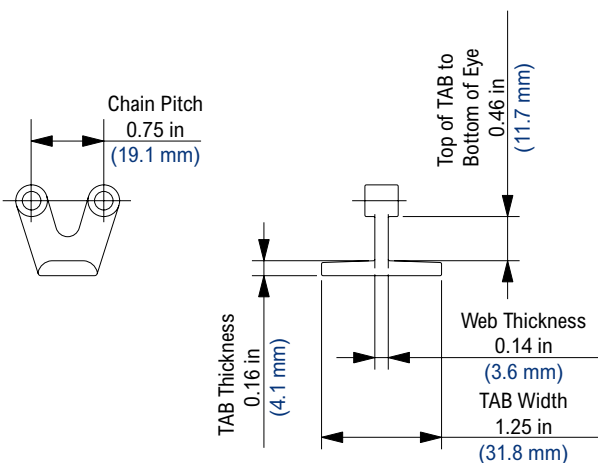
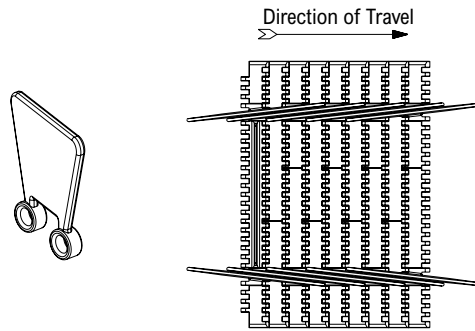
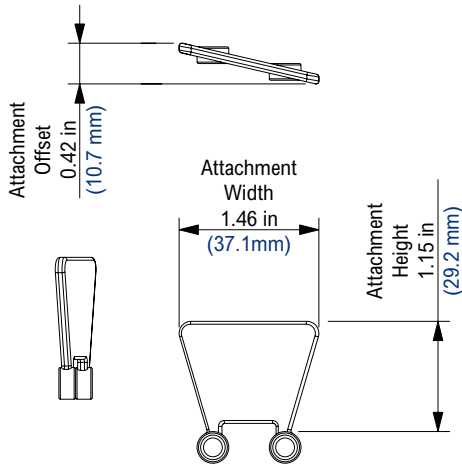
**Sideguard Attachment**

Please indicate if sideguard attachments are required down one or both sides of the chain when ordering.

Sideguard attachments can be cut down to a minimum height of 1 in (25.4 mm).

If the chain is ordered with both sideguard and pusher attachments, the sideguard attachment will be furnished the same height as the pusher attachment.

Please contact Rexnord if any deviations from this standard are required.



**TAB Attachment**

Please indicate if hold down TAB attachments are required every second pitch, etc., when ordering.

Please contact Rexnord for specific applications.


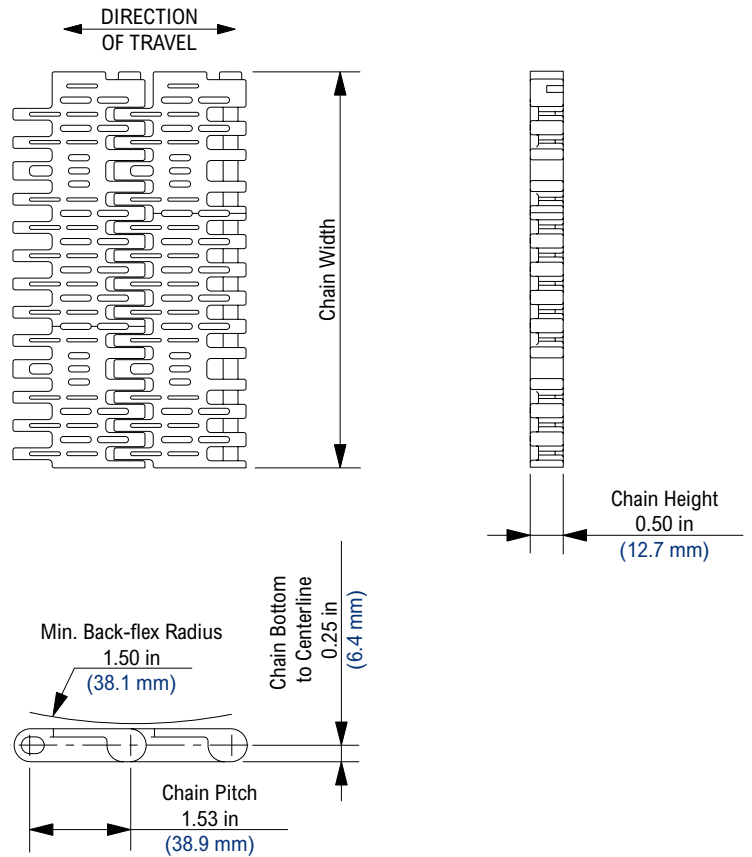


Photo shows 5966 MatTop Chain molded in Low Friction (LF) material.



**Chain Information**

Chain Capacity	Number of Sprockets	
	per ft of width	per m of width
0% - 50%	2	7
50% - 100%	4	13

**Available Materials**

Prefix	Chain Material	Standard Pin Material	Temperature						Chain Strength		Approximate Weight		FDA Approval
			Fahrenheit			Celsius			lbs/ft	N/m	lbs/ft <sup>2</sup>	kg/m <sup>2</sup>	
			min	max		min	max						
				dry	wet		dry	wet					
<b>Standard Materials</b>													
LF	Low Friction	Polypropylene	-40	180	150	-40	82	66	1,500	21,885	1.60	7.81	Yes

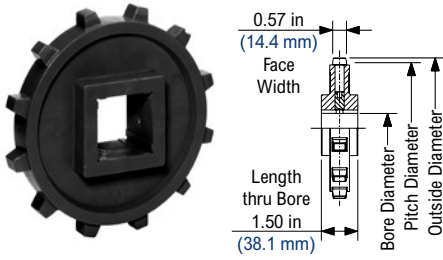
**Regulatory Information**

The Food and Drug Administration (FDA) accepts certain materials for direct food contact. FDA approved material is compliant to FDA 21 CFR § 177. Rexnord and MatTop are trademarks of Rexnord Corporation. All rights reserved. U.S. Patents: 4858753, 5096053, 5020659

**Additional Notes**

Non-Standard products are non-returnable. Minimum order quantity and additional setup charges may also apply. For chain width information see Rexnord Chain Width Table on page 333. Open area = 30.9%. Stainless steel pins are available on a Non-Standard basis. Chain strength is listed at room temperature. NR = Not Recommended. For additional material information, see material portfolio.

## N5966 Thermoplastic Sprocket



### N5966 Thermoplastic Sprocket Imperial Information

Number of Teeth		Pitch Diameter		Outside Diameter		Bore Diameter (Shaft-Ready)											Approximate Weight		
						Hex			Round					Square			lbs	kg	
actual	effect	in	mm	in	mm	in													
8	8	4.00	101.6	4.001	101.63	-	-	-	-	-	-	-	-	-	1 1/2	-	-	0.53	0.24
12	12	5.92	150.4	5.915	150.24	1 1/2	2	1	1 3/16	1 1/4	1 7/16	1 1/2	1 15/16	1 1/2	2	2 1/2	0.73	0.33	

### N5966 Thermoplastic Sprocket Metric Information

Number of Teeth		Pitch Diameter		Outside Diameter		Bore Diameter (Shaft-Ready)								Approximate Weight	
						Round				Square				lbs	kg
actual	effect	in	mm	in	mm	mm									
8	8	4.00	101.6	4.001	101.63	-	-	-	-	40.00	-	-	0.53	0.24	
12	12	5.92	150.4	5.915	150.24	30.00	35.00	40.00	50.00	40.00	50.00	65.00	0.73	0.33	

Shaft-ready round bore sprockets are shipped with keyway and setscrew.

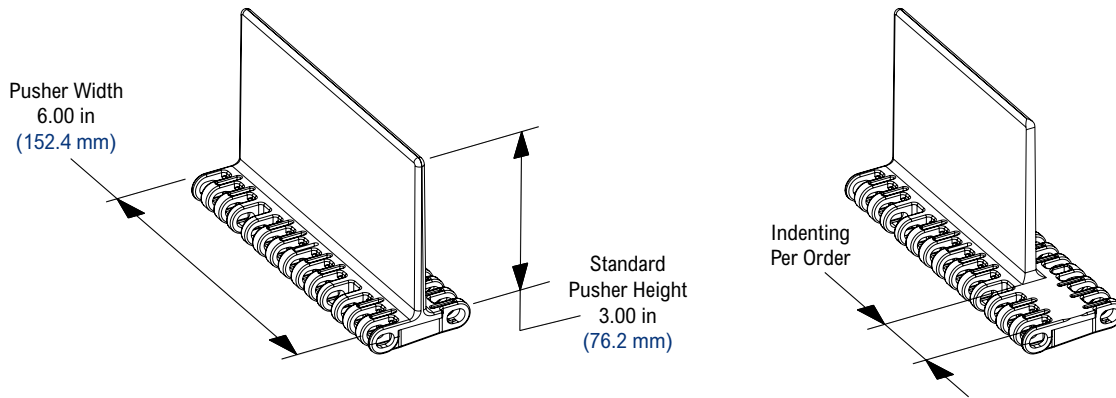
### Pusher Attachment (F-Style)

All pusher attachments are molded 6 in (152.4 mm) wide and can be cut down to a minimum height of 1/4 in (6.35 mm).

The F3 designation represents an F-style pusher attachment at a height of 3 in (76.2 mm).

Please indicate if pusher attachments are required every pitch, every second pitch, etc. when ordering. Also, indicate if indents are required in the center, on one or both sides of the chain.

For example. "I would like F3 pusher attachments every 8th pitch indented 3/4 in on both sides of the chain."



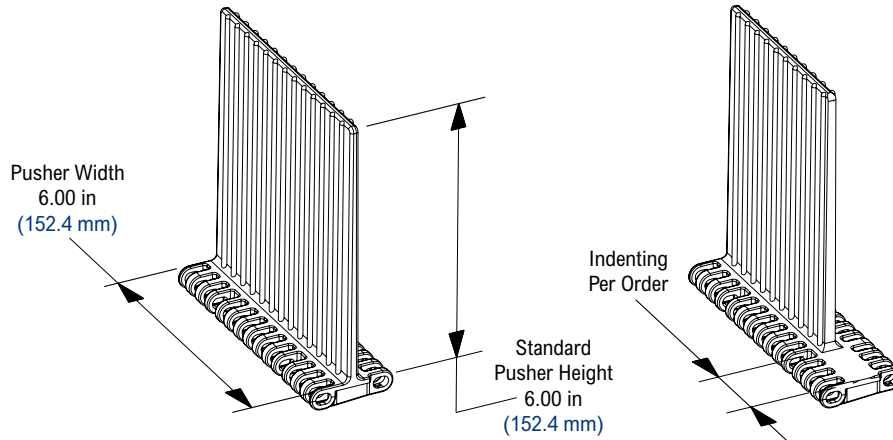
### Pusher Attachment (Ribbed)

All pusher attachments are molded 6 in (152.4 mm) wide and can be cut down to a minimum height of 1/4 in (6.35 mm).

The F6 designation represents an F-style pusher attachment at a height of 6 in (152.4 mm).

Please indicate if pusher attachments are required every pitch, every second pitch, etc. when ordering. Also, indicate if indents are required in the center, on one or both sides of the chain.

For example. "I would like F6 pusher attachments every 8th pitch indented 3/4 in on both sides of the chain."



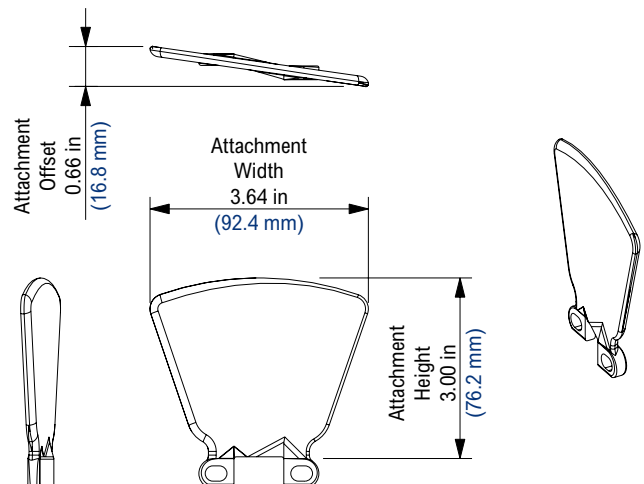
### Sideguard Attachment

Please indicate if sideguard attachments are required down one or both sides of the chain when ordering.

Sideguard attachments can be cut down to a minimum height of 1 in (25.4 mm).

If the chain is ordered with both sideguard and pusher attachments, the sideguard attachment will be furnished the same height as the pusher attachment.

Please contact Rexnord if any deviations from this standard are required.



# 5995


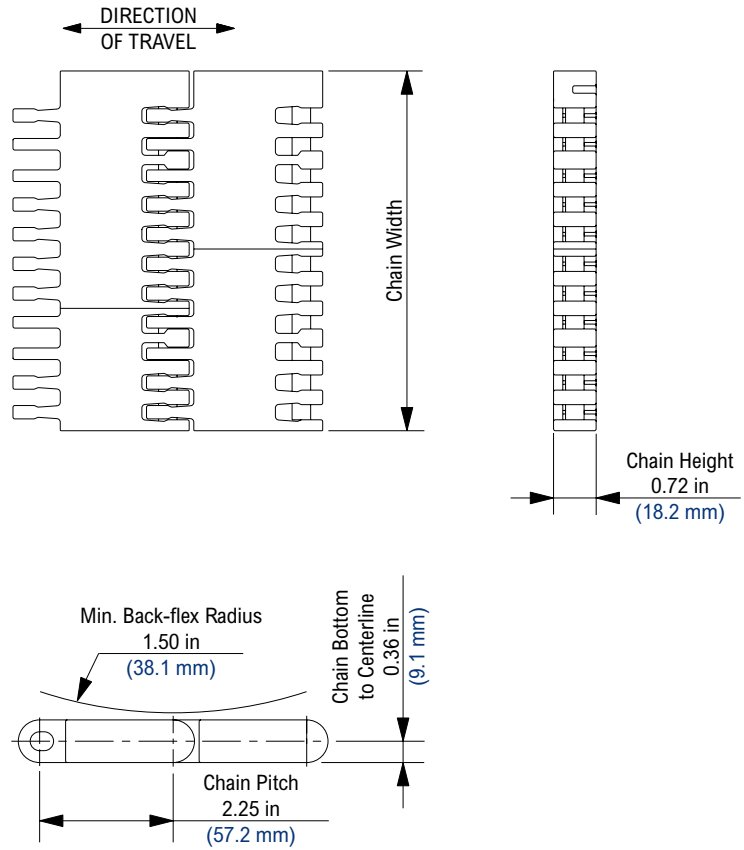


Photo shows 5995 MatTop Chain molded in White Cut Resistant (WSM) material.



### Chain Information

Chain Capacity	Number of Sprockets	
	per ft of width	per m of width
0% - 50%	2	7
50% - 100%	4	13

### Available Materials

Prefix	Chain Material	Standard Pin Material	Temperature						Chain Strength		Approximate Weight		FDA Approval
			Fahrenheit			Celsius							
			min	max		min	max		lbs/ft	N/m	lbs/ft <sup>2</sup>	kg/m <sup>2</sup>	
<b>Standard Materials</b>													
WLT	White Low Temperature	Polyethylene	-100	80	80	-73	27	27	1,600	23,344	2.30	11.23	Yes
WSM	White Cut Resistant	Polypropylene	-40	180	150	-40	82	66	3,500	51,065	3.00	14.65	Yes
<b>Non-Standard Materials</b>													
DUV	Plain Acetal Ultraviolet Resistant	Polypropylene	0	180	150	-18	82	66	3,500	51,065	3.00	14.65	No
WHT	White High Temperature	Polypropylene	40	220	212	4	104	100	2,400	35,016	2.20	10.74	Yes

### Regulatory Information

The Food and Drug Administration (FDA) accepts certain materials for direct food contact. FDA approved material is compliant to FDA 21 CFR § 177.

Rexnord and MatTop are trademarks of Rexnord Corporation.

All rights reserved.

U.S. Patents: 4858753, 5096053, 5020659

### Additional Notes

Non-Standard products are non-returnable. Minimum order quantity and additional setup charges may also apply.

For chain width information see Rexnord Chain Width Table on page 333.

Open area = 12.0%.

Stainless steel pins are available on a made-to-order basis.

Chain strength is listed at room temperature. NR = Not Recommended.

For additional material information, see material portfolio.




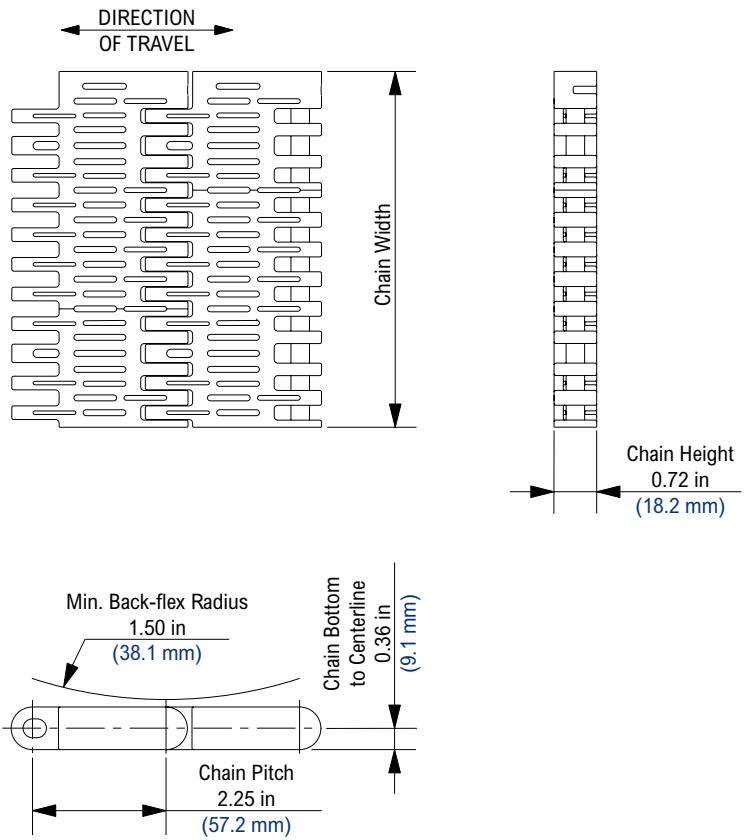


Photo shows 5996 MatTop Chain molded in Low Friction (LF) material.



**Chain Information**

Chain Capacity	Number of Sprockets	
	per ft of width	per m of width
0% - 50%	2	7
50% - 100%	4	13

**Available Materials**

Prefix	Chain Material	Standard Pin Material	Temperature						Chain Strength		Approximate Weight		FDA Approval
			Fahrenheit			Celsius							
			min	max		min	max		lbs/ft	N/m	lbs/ft <sup>2</sup>	kg/m <sup>2</sup>	
<b>Standard Materials</b>													
HUV	High Temp. Ultraviolet Resistant	Polypropylene	40	220	180	4	104	82	2,400	35,016	1.70	8.30	No
LF	Low Friction	Polypropylene	-40	180	150	-40	82	66	3,500	51,065	1.60	7.81	Yes
WHT	White High Temperature	Polypropylene	40	220	212	4	104	100	2,400	35,016	1.70	8.30	Yes
WLT	White Low Temperature	Polyethylene	-100	80	80	-73	27	27	1,600	23,344	1.10	5.37	Yes
<b>Non-Standard Materials</b>													
DUV	Plain Acetal Ultraviolet Resistant	Polypropylene	0	180	150	-18	82	66	3,500	51,065	2.30	11.23	No
GLD	Grey Low Temperature Detectable	Polyethylene	-100	80	80	-73	27	27	1,600	23,344	1.80	8.79	Yes
LUV	Low Temp. Ultraviolet Resistant	Polyethylene	-40	80	80	-40	27	27	1,600	23,344	1.80	8.79	No
RLD	Red Low Temperature Detectable	Polyethylene	-100	80	80	-73	27	27	1,600	23,344	1.80	8.79	Yes
THD	Tan High Temperature Detectable	Polypropylene	40	220	212	4	104	100	2,400	35,016	1.00	4.88	Yes

**Regulatory Information**

The Food and Drug Administration (FDA) accepts certain materials for direct food contact. FDA approved material is compliant to FDA 21 CFR § 177. Rexnord and MatTop are trademarks of Rexnord Corporation. All rights reserved. U.S. Patents: 4858753, 5096053, 5020659

**Additional Notes**

Non-Standard products are non-returnable. Minimum order quantity and additional setup charges may also apply. For chain width information see Rexnord Chain Width Table on page 333. Open area = 22.1%. Chain strength is listed at room temperature. NR = Not Recommended. For additional material information, see material portfolio.

# 5997


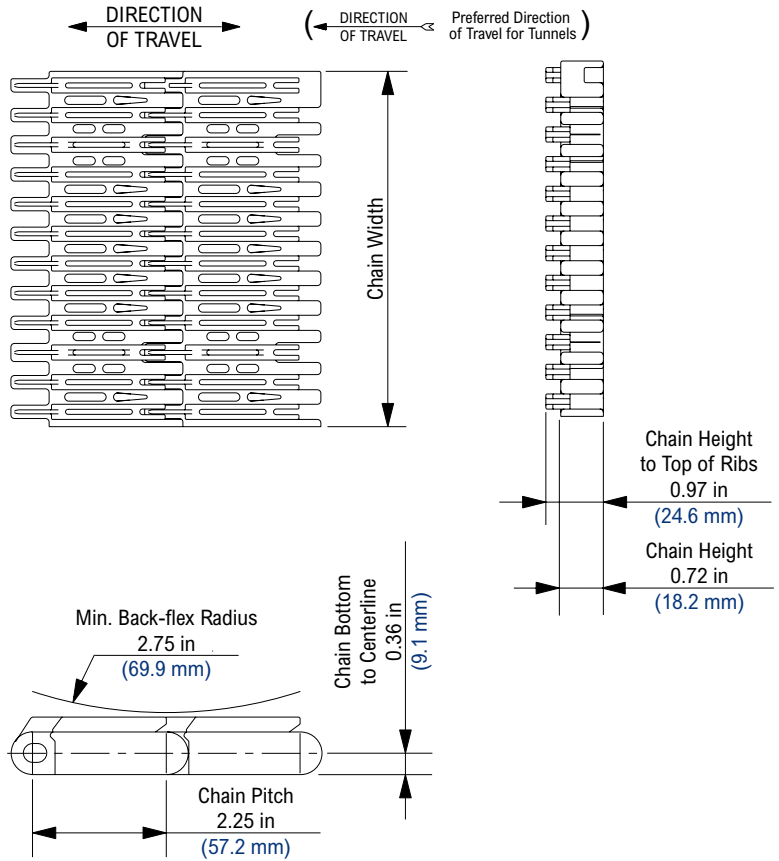


Photo shows 5997 MatTop Chain molded in High Temperature (HT) material.



### Chain Information

Chain Capacity	Number of Sprockets			
	with Transfer Comb		without Transfer Comb	
	per ft	per m	per ft	per m
0% - 50%	4	13	2	7
50% - 100%	4	13	4	13

### Available Materials

Prefix	Chain Material	Standard Pin Material	Temperature						Chain Strength		Approximate Weight		FDA Approval
			Fahrenheit			Celsius							
			min	max		min	max		lbs/ft	N/m	lbs/ft <sup>2</sup>	kg/m <sup>2</sup>	
<b>Standard Materials</b>													
HT	High Temperature	Polypropylene	40	220	212	4	104	100	2,400	35,016	2.20	10.74	Yes
USP	Ultra Stabilized Polypropylene	Polypropylene	40	220	212	4	104	100	2,400	35,016	2.20	10.74	Yes
<b>Non-Standard Materials</b>													
WHT	White High Temperature	Polypropylene	40	220	212	4	104	100	2,400	35,016	2.20	10.74	Yes

### Regulatory Information

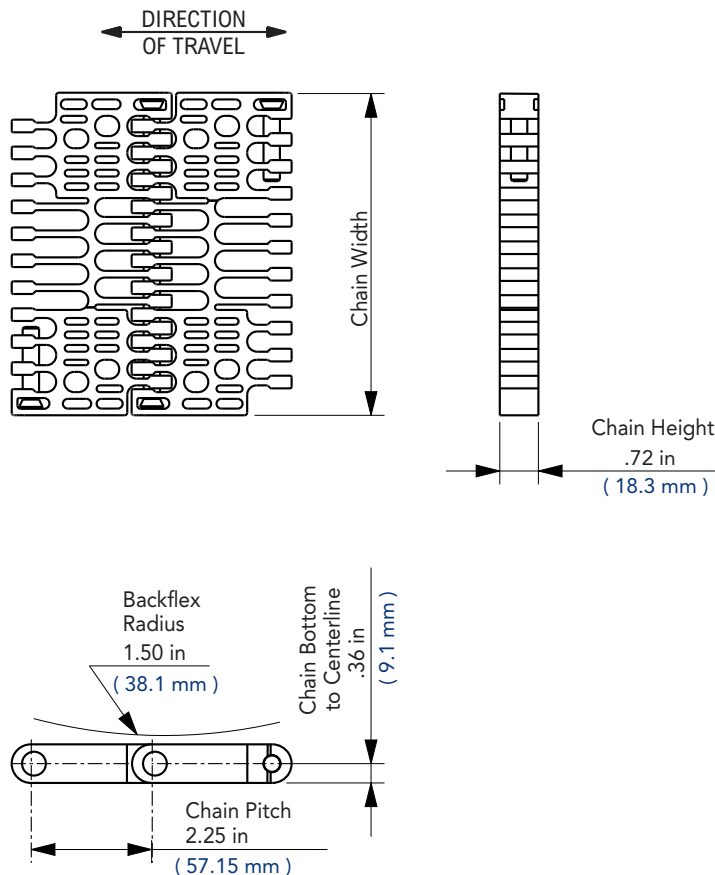
The Food and Drug Administration (FDA) accepts certain materials for direct food contact. FDA approved material is compliant to FDA 21 CFR § 177. Rexnord and MatTop are trademarks of Rexnord Corporation. All rights reserved. U.S. Patents: 4858753, 5096053, 5020659

### Additional Notes

Non-Standard products are non-returnable. Minimum order quantity and additional setup charges may also apply. For chain width information see Rexnord Chain Width Table on page 333. Open area = 22.3%. Stainless steel pins are available on a made-to-order basis. Chain strength is listed at room temperature. NR = Not Recommended. For additional material information, see material portfolio.



Photo shows 5998 MatTop Chain molded in White High Temperature (WHT) material.



**Chain Information**

Chain Capacity	Number of Sprockets	
	per ft of width	per m of width
0% - 50%	2	7
50% - 100%	4	13

**Available Materials**

Prefix	Chain Material	Standard Pin Material	Temperature						Chain Strength		Approximate Weight		FDA Approval
			Fahrenheit			Celsius							
			min	max		min	max		lbs/ft	N/m	lbs/ft <sup>2</sup>	kg/m <sup>2</sup>	
<b>Standard Materials</b>													
HUV	High Temp. Ultraviolet Resistance	Polypropylene	40	220	180	4	104	82	2,400	35,016	1.70	8.30	No
WHT	White High Temperature	Polypropylene	40	220	212	4	104	100	2,400	35,016	1.70	8.30	Yes
WLT	White Low Temperature	Polyethylene	-100	80	80	-73	27	27	1,600	23,344	1.80	8.79	Yes
<b>Non-Standard Materials</b>													
DUV	Plain Acetal Ultraviolet Resistant	Polypropylene	0	180	150	-18	82	66	3,500	51,065	2.30	11.23	No

**Regulatory Information**

The Food and Drug Administration (FDA) accepts certain materials for direct food contact. FDA approved material is compliant to FDA 21 CFR § 177.

Rexnord, MatTop and HP are trademarks of Rexnord Corporation.

All rights reserved.

U.S. Patents: 5816390, 5573106

**Additional Notes**

Non-Standard products are non-returnable. Minimum order quantity and additional setup charges may also apply.

For chain width information see Rexnord Chain Width Table on page 333.

Open area = 45.0%.

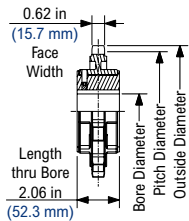
Stainless steel pins are available on a made-to-order basis.

Chain strength is listed at room temperature. NR = Not Recommended.

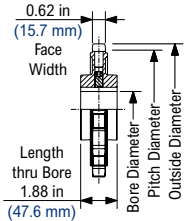
For additional material information, see material portfolio.



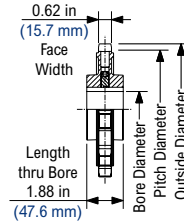
**NS5996 Thermoplastic Split Sprocket**



**N5996 Thermoplastic Sprocket Molded in HS**



**N5996 Thermoplastic Sprocket Molded in PE**



**NS5996 Thermoplastic Split Sprocket Information**

Number of Teeth		Pitch Diameter		Outside Diameter		Bore Diameter (Shaft-Ready)								Bore Diameter (Idler)				Approximate Weight	
						Round				Square				in		mm			
						in	mm	in	mm	min	max	min	max	min	max	min	max		
9	9	6.579	167.11	6.46	164.1	1	2 5/8	25	70	1	3 1/2*	25	90*	1	2 3/4	25	70	1.68	0.76
12	12	8.693	220.80	8.70	221.0	1	2 3/4	25	70	1	3 1/2*	25	90*	1	2 3/4	25	70	1.98	0.90
14	14	10.111	256.82	10.03	254.8	1	4 1/2	25	120	1	4 1/2**	25	120**	1	3 1/2	25	90	2.12	0.96

\* The 3-1/2 in and 90 mm bores for the 9 and 12 tooth square bore sprockets are supplied as molded bores. All other bores are supplied with split bore adapters. 85mm not possible.

\*\* The 3-1/2 in, 4-1/2 in, 90 mm and 120 mm bores for the 14 tooth square bore sprockets are supplied as molded bores. All other bores are supplied with split bore adapters. 115mm not possible.

Imperial shaft-ready round bore sprockets are shipped with keyway and setscrew. Metric shaft-ready round bore sprockets are shipped with keyway and no setscrew. Idler bores are designed to spin freely on the shaft. Similar bore sizes are available with the use of split plastic adapters.

**N5996 Thermoplastic Sprocket Molded in HS (Heat Stabilized) — Imperial Information**

Number of Teeth		Pitch Diameter		Outside Diameter		Imperial Bore Diameter						Approximate Weight				
						Square										
						in										
9	9	6.579	167.11	6.46	164.1	1 1/2 in			2 in			3 1/2 in			0.88	0.40

Shaft-ready round bore sprockets are shipped with keyway and setscrew.

**N5996 Thermoplastic Sprocket Molded in HS (Heat Stabilized) — Metric Information**

Number of Teeth		Pitch Diameter		Outside Diameter		Metric Bore Diameter						Approximate Weight	
						Square							
						mm							
9	9	6.579	167.11	6.46	164.1	40			-			0.88	0.40
14	14	10.111	256.82	10.10	256.5	-			90			1.60	0.73

Shaft-ready round bore sprockets are shipped with keyway and setscrew.

**N5996 Thermoplastic Sprocket Molded in PE (Polyethylene) — Imperial Information**

Number of Teeth		Pitch Diameter		Outside Diameter		Imperial Bore Diameter						Approximate Weight		
						Round			Square					
						in			in					
7	7	5.186	131.72	4.94	125.5	-	-	-	1 1/2	-	-	-	0.38	0.17
9	9	6.579	167.11	6.46	164.1	-	-	-	1 1/2	2	2 1/2	-	0.69	0.31

Shaft-ready round bore sprockets are shipped with keyway and setscrew.



**5996 Pusher Attachment (F-Style)**

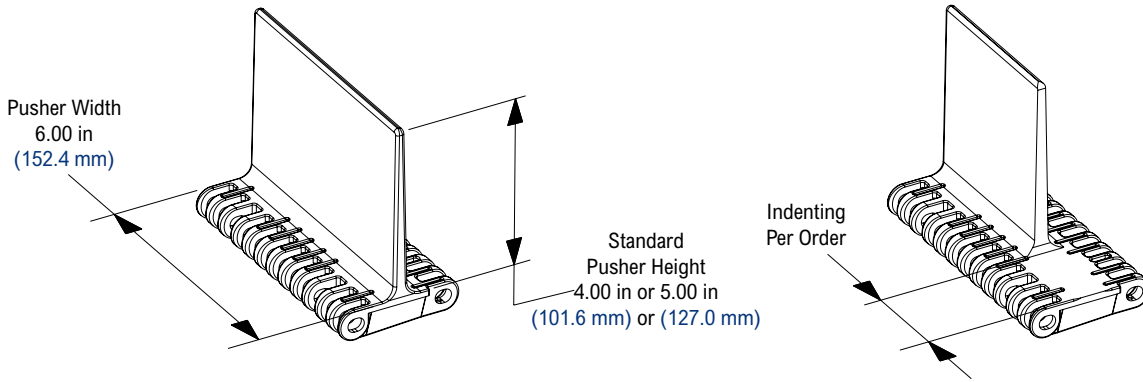
All pusher attachments are molded 6 in (152.4 mm) wide and can be cut down to a minimum height of 1/4 in (6.35 mm).

The F4 designation represents an F-style pusher attachment at a height of 4 in (101.6 mm).

Please indicate if pusher attachments are required every pitch, every second pitch, etc. when ordering. Also, indicate if indents are required in the center, on one or both sides of the chain.

For example, "I would like F4 pusher attachments every 8th pitch indented 3/4 in on both sides of the chain."

For 5996 chain only.



**5998 Pusher Attachment (F-Style)**

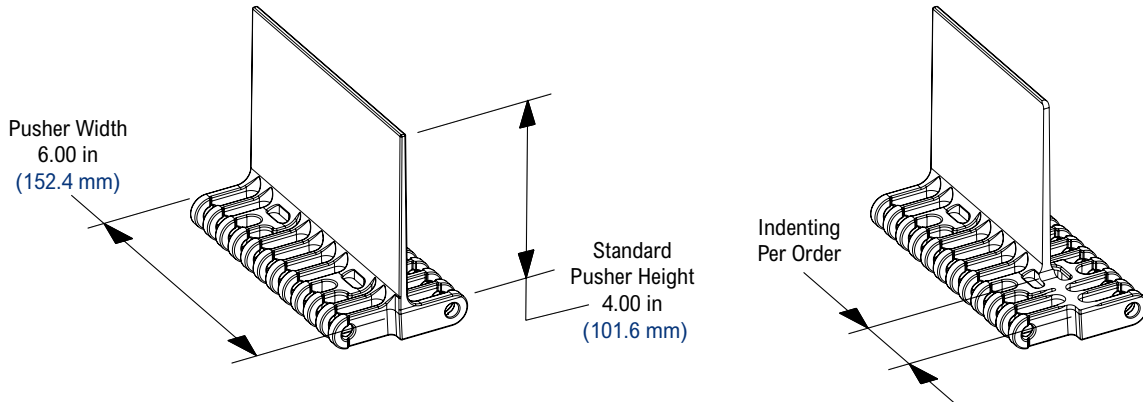
All pusher attachments are molded 6 in (152.4 mm) wide and can be cut down to a minimum height of 1/4 in (6.35 mm).

The F4 designation represents an F-style pusher attachment at a height of 4 in (101.6 mm).

Please indicate if pusher attachments are required every pitch, every second pitch, etc. when ordering. Also, indicate if indents are required in the center, on one or both sides of the chain.

For example, "I would like F4 pusher attachments every 8th pitch indented 3/4 in on both sides of the chain."

For 5998 chain only.





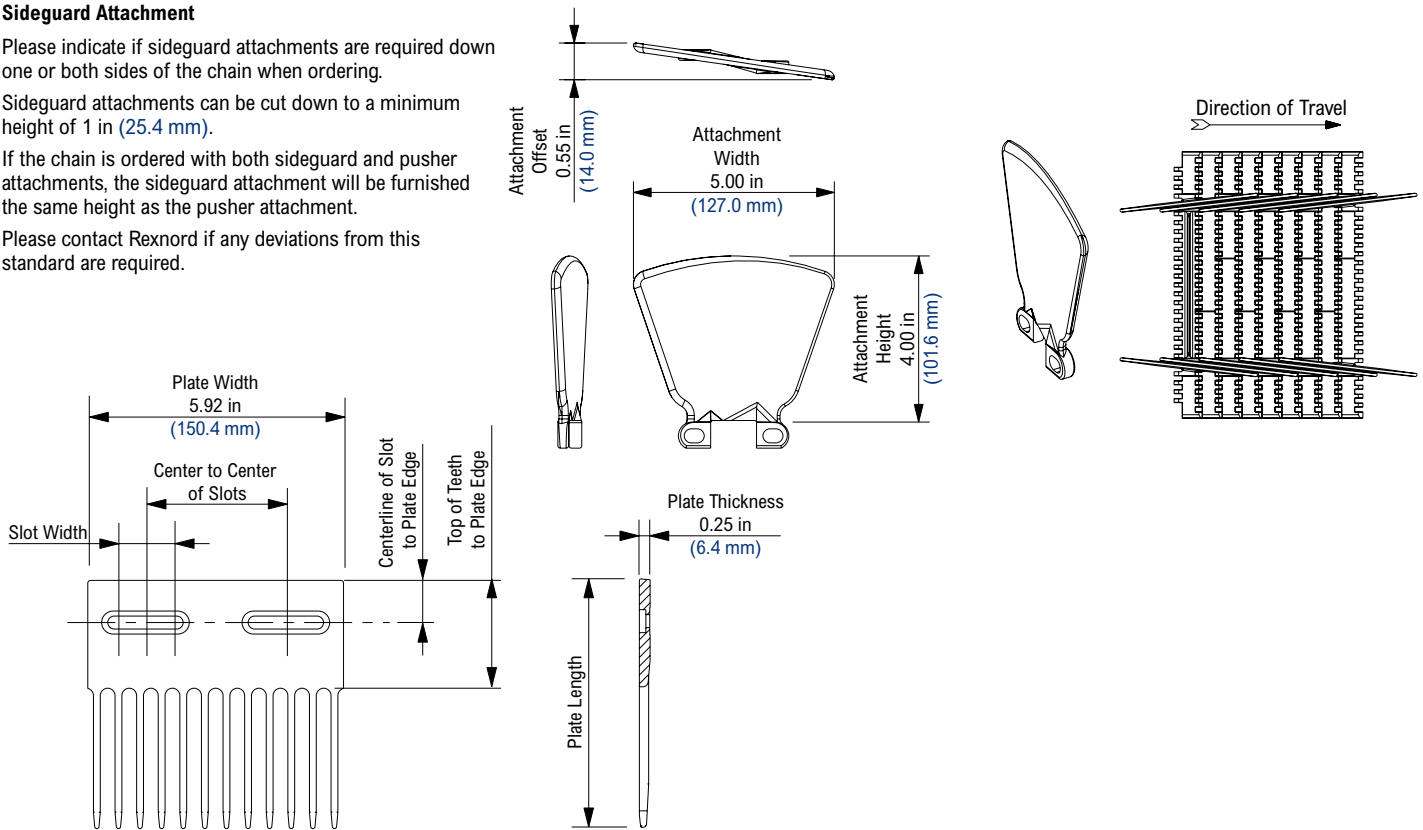
### Sideguard Attachment

Please indicate if sideguard attachments are required down one or both sides of the chain when ordering.

Sideguard attachments can be cut down to a minimum height of 1 in (25.4 mm).

If the chain is ordered with both sideguard and pusher attachments, the sideguard attachment will be furnished the same height as the pusher attachment.

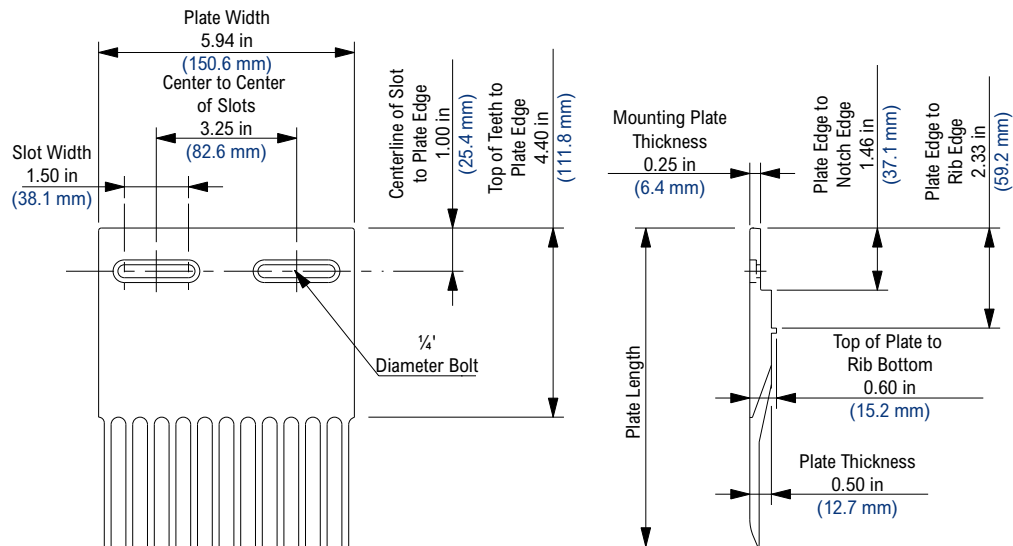
Please contact Rexnord if any deviations from this standard are required.



### 4707/5997 Transfer Comb Kit

Transfer Comb Kit Number	Transfer Plate Part Number	Screw Part Number	Slot Caps Part Number	Plate Length		Slot Width		Centerline of Slot to Plate Edge		Top of Teeth to Plate Edge		Center to Center of Slots		Approximate Weight	
				in	mm	in	mm	in	mm	in	mm	in	mm	lbs	kg
10131495	10074648	10075965	10069160	6.18	157.0	1.50	38.1	1.00	25.4	4.40	111.8	3.25	82.6	0.48	0.22
10131813	10070598	10075965	10075964	5.75	146.1	0.75	19.1	1.00	25.4	2.24	56.9	4.00	101.6	0.24	0.11
10131834	10075632	10075965	10069160	8.50	215.9	1.50	38.1	2.00	50.8	3.50	88.9	3.25	82.6	0.28	0.13
10131838	10069161	10075965	10069160	7.50	190.5	1.50	38.1	1.00	25.4	2.50	63.5	3.25	82.6	0.30	0.14

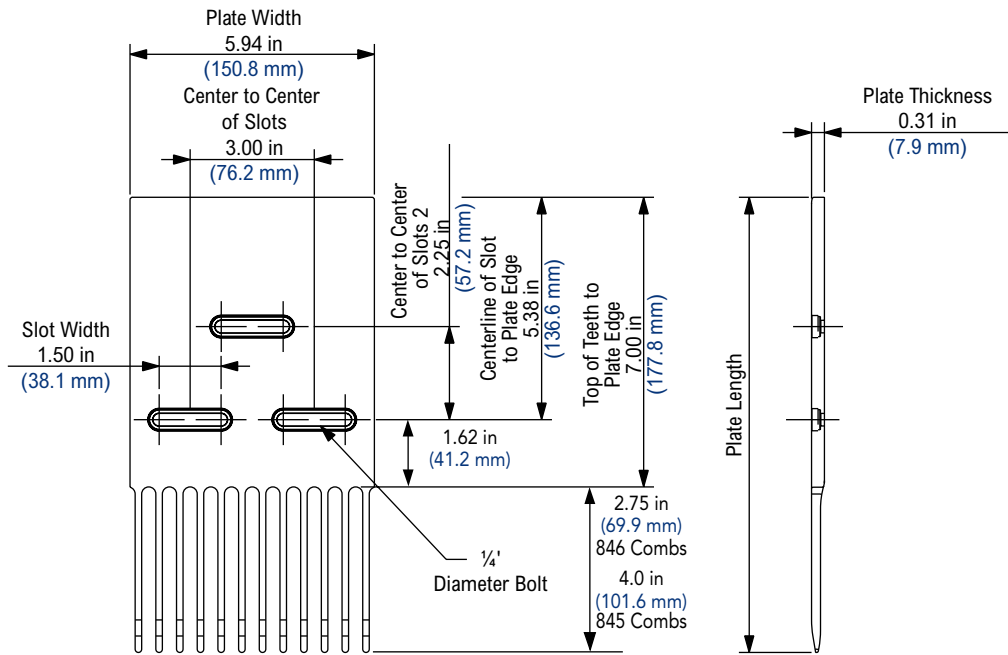
The 10070598 transfer comb is molded in white acetal. The 10075632 and 10069161 transfer combs are molded in a proprietary black internally lubricated high temperature material. Transfer comb kits are supplied with 1/4 x 20 screws and slot caps. For 4707 and 5997 chains only.



### 4707/5997/Fortex Heavy Duty Transfer Comb Kit

Transfer Comb Kit Number	Transfer Plate Part Number	Screw Part Number	Slot Caps Part Number	Plate Length		Slot Width		Centerline of Slot to Plate Edge		Top of Teeth to Plate Edge		Center to Center of Slots		Approximate Weight	
				in	mm	in	mm	in	mm	in	mm	in	mm	lbs	kg
10131497	10074649	10075965	10069160	7.95	201.9	1.50	38.1	1.00	25.4	4.40	111.8	3.25	82.6	0.53	0.24
10131499	10071978	10075965	10069160	7.95	201.9	1.50	38.1	1.00	25.4	4.40	111.8	3.25	82.6	0.53	0.24

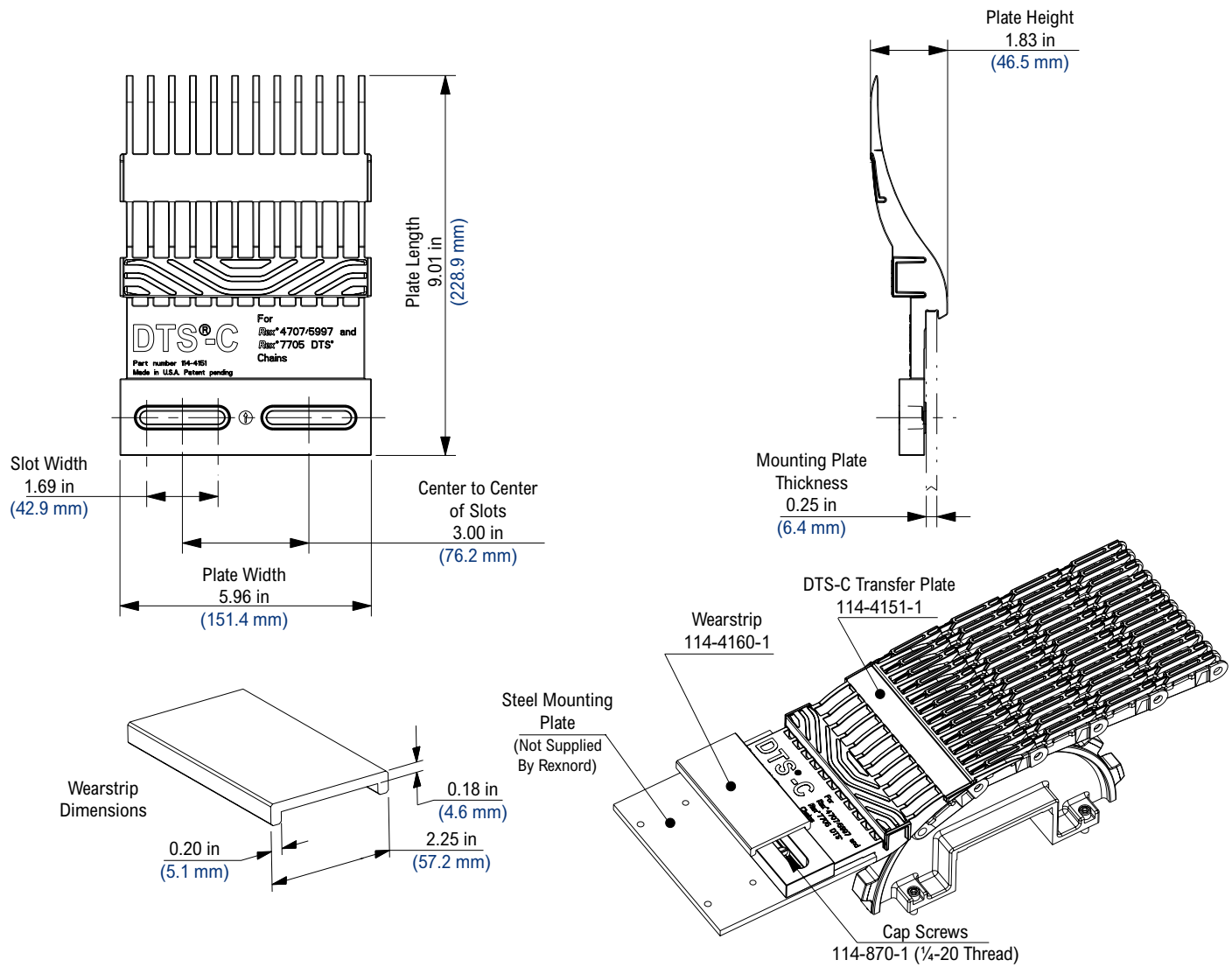
Transfer combs are molded in a proprietary black internally lubricated high temperature material. Transfer comb kits are supplied with 1/4 x 20 screws and slot caps. For 5997, 4707 and 9200 chains only. The 10071978 transfer comb has the bottom rib removed.



**4707/5997/Fortex Retrofit Transfer Comb Kit**

Transfer Comb Kit Number	Transfer Plate Part Number	Screw Part Number	Slot Caps Part Number	Plate Length		Slot Width		Distance From Centerline of Slot to Plate Edge		Distance From Top of Teeth to Plate Edge		Distance Between Center to Center of Slots		Approximate Weight	
				in	mm	in	mm	in	mm	in	mm	in	mm	lbs	kg
10131941	10074860	10075965	10069160	11.00	279.4	1.50	38.1	5.38	136.7	7.00	177.8	3.00	76.2	0.31	0.14
10323925	10074860	10177423	10069160	11.00	279.4	1.50	38.1	5.38	136.7	7.00	177.8	3.00	76.2	0.31	0.14
10131942	10074861	10075965	10069160	9.75	247.7	1.50	38.1	5.38	136.7	7.00	177.8	3.00	76.2	0.28	0.13
10131943	10074861	10177423	10069160	9.75	247.7	1.50	38.1	5.38	136.7	7.00	177.8	3.00	76.2	0.28	0.13

Transfer combs are molded in a proprietary black internally lubricated high temperature material. The 10131941 and 10131942 transfer comb kits are supplied with 1/4 x 20 screws and slot caps. The 10323925 and 10131943 transfer comb kits are supplied with M6 x 1 screws and slot caps. For 5997 and 9200 chains only.



#### DTS-C Component Part Numbers

Component Description	Kit Part Number	Comb Part Number	Screw Part Number	Wearstrip Part Number (10 ft length)	For Use With		
					Raised Rib Chain	DTS Chain	Takeaway Chain
DTS-C Comb Kit	10131580	10073051	10075965	NA	4707, 5997, 9217, 9227, or 9237	7705DTS-450	7705, 7706 or 1055
Wearstrip	NA			10073065			

Each kit includes one comb and two mounting screws.

Wearstrip is sold in 10 ft (3.048 m) lengths and is sold separately.

**6938**


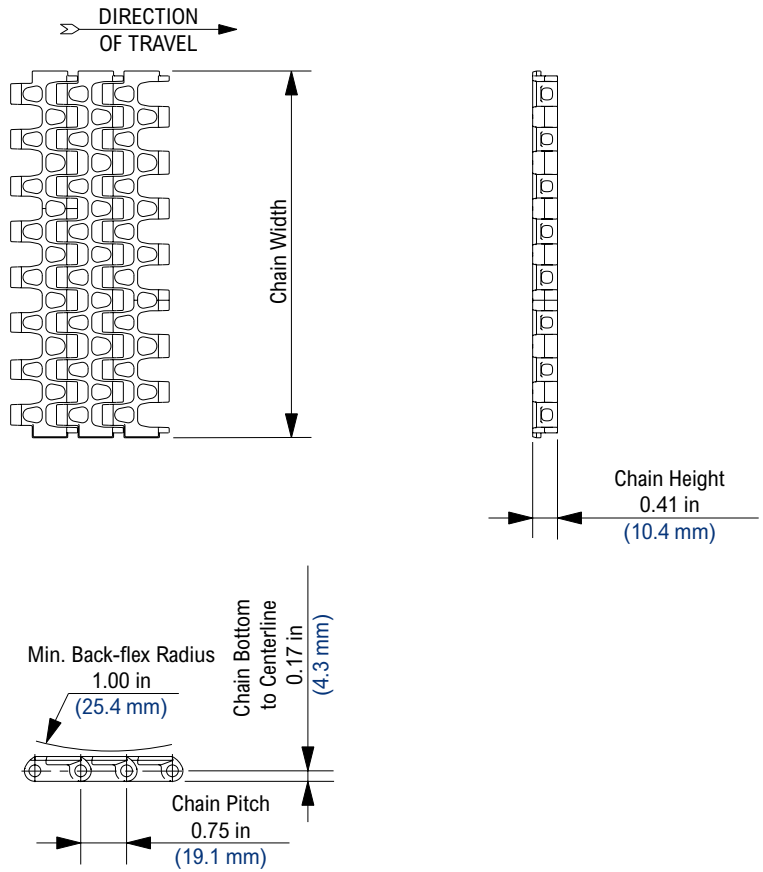


Photo shows 6938 MatTop Chain molded in Low Friction (LF) material.



**Chain Information**

Chain Capacity	Number of Sprockets	
	per ft of width	per m of width
0% - 50%	4	13
50% - 75%	6	20
75% - 100%	8	26

**Available Materials**

Prefix	Chain Material	Standard Pin Material	Temperature						Chain Strength		Approximate Weight		FDA Approval
			Fahrenheit			Celsius							
			min	max		min	max		lbs/ft	N/m	lbs/ft <sup>2</sup>	kg/m <sup>2</sup>	
<b>Standard Materials</b>													
LF	Low Friction	Polypropylene	-40	180	150	-40	82	66	800	11,672	1.06	5.18	Yes
WHT	White High Temperature	Polypropylene	40	220	212	4	104	100	500	7,295	0.75	3.66	Yes
WLT	White Low Temperature	Polyethylene	-100	80	80	-73	27	27	400	5,836	0.82	4.00	Yes
<b>Non-Standard Materials</b>													
AS	Anti-Static	Polypropylene	0	180	NR	-18	82	NR	480	7,003	1.06	5.18	No
FTR	Fryer Temperature Resistant	Polypropylene	-80	220	NR	-62	104	NR	800	11,672	1.06	5.18	Yes
HP	High Performance	Polypropylene	-40	180	150	-40	82	66	800	11,672	1.06	5.18	Yes

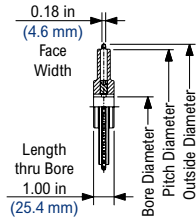
**Regulatory Information**

The Food and Drug Administration (FDA) accepts certain materials for direct food contact. FDA approved material is compliant to FDA 21 CFR § 177. Rexnord, MatTop and HP are trademarks of Rexnord Corporation. All rights reserved. U.S. Patents: 5253749, 4436200

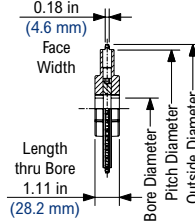
**Additional Notes**

Non-Standard products are non-returnable. Minimum order quantity and additional setup charges may also apply. For chain width information see Rexnord Chain Width Table on page 333. Open area = 60.0%. Chain strength is listed at room temperature. NR = Not Recommended. For additional material information, see material portfolio.

**N5936 Thermoplastic Sprocket**



**NS5936 Thermoplastic Split Sprocket**



**N5936 Thermoplastic Sprocket Imperial Information**

Number of Teeth		Pitch Diameter		Outside Diameter		Hex	Round								Square		Approximate Weight						
actual	effect	in	mm	in	mm		in																lbs
10	10	2.50	63.5	2.450	62.23	1 1/2	1	-	-	-	-	-	-	-	-	-	-	-	0.09	0.04			
24	24	5.88	149.4	5.801	147.35	-	1	1 3/16	1 1/4	1 7/16	1 1/2	1 15/16	1 1/2	2 in	2 1/2	-	-	-	0.44	0.20			
25	25	6.15	156.2	6.040	153.42	-	-	-	-	-	-	-	-	1 1/2	2 in	2 1/2	-	-	0.46	0.21			

Shaft-ready round bore sprockets are shipped with keyway and setscrew.

**N5936 Thermoplastic Sprocket Metric Information**

Number of Teeth		Pitch Diameter		Outside Diameter		Hex	Round								Square		Approximate Weight						
actual	effect	in	mm	in	mm		mm																lbs
10	10	2.450	62.23	2.50	63.5	35	25	-	-	-	-	-	-	-	-	-	-	-	0.09	0.04			
24	24	5.801	147.35	5.88	149.4	-	25	30	35	40	45	50	40	50	-	65	-	-	0.44	0.20			
25	25	6.040	153.42	6.15	156.2	-	-	-	-	-	-	-	-	40	50	60	65	-	-	0.46	0.21		

Shaft-ready round bore sprockets are shipped with keyway and setscrew.

**NS5936 Thermoplastic Split Sprocket Information**

Number of Teeth		Pitch Diameter		Outside Diameter		Bore Diameter (Shaft-Ready)								Bore Diameter (Idler)				Approximate Weight	
						Round				Square				in		mm			
						in		mm		in		mm		in		mm			
actual	effect	in	mm	in	mm	min	max	min	max	min	max	min	max	min	max	min	max	lbs	kg
24	24	5.800	147.32	5.88	149.4	1	2	25	50	1	2 1/2*	25	65*	1	1 15/16	25	50	0.57	0.26

Imperial shaft-ready round bore sprockets are shipped with keyway and setscrew. Metric shaft-ready round bore sprockets are shipped with keyway and no setscrew. Idler bores are designed to spin freely on the shaft.

\* The 2-1/2 in and 65 mm bores for the 24 tooth square bore sprocket and all round bore sprockets above 1-15/16 in are supplied as molded bores. All other bores are supplied with split bore adapters.

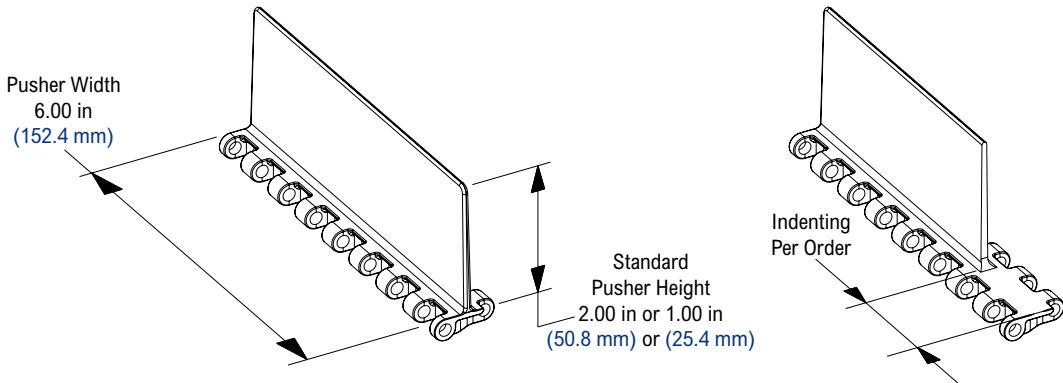
**Pusher Attachment (F-Style)**

All pusher attachments are molded 6 in (152.4 mm) wide and can be cut down to a minimum height of 1/4 in (6.35 mm).

The F4 designation represents an F-style pusher attachment at a height of 4 in (101.6 mm).

Please indicate if pusher attachments are required every pitch, every second pitch, etc. when ordering. Also, indicate if indents are required in the center, on one or both sides of the chain.

For example, "I would like F4 pusher attachments every 8th pitch indented 3/4 in on both sides of the chain."



**6995**


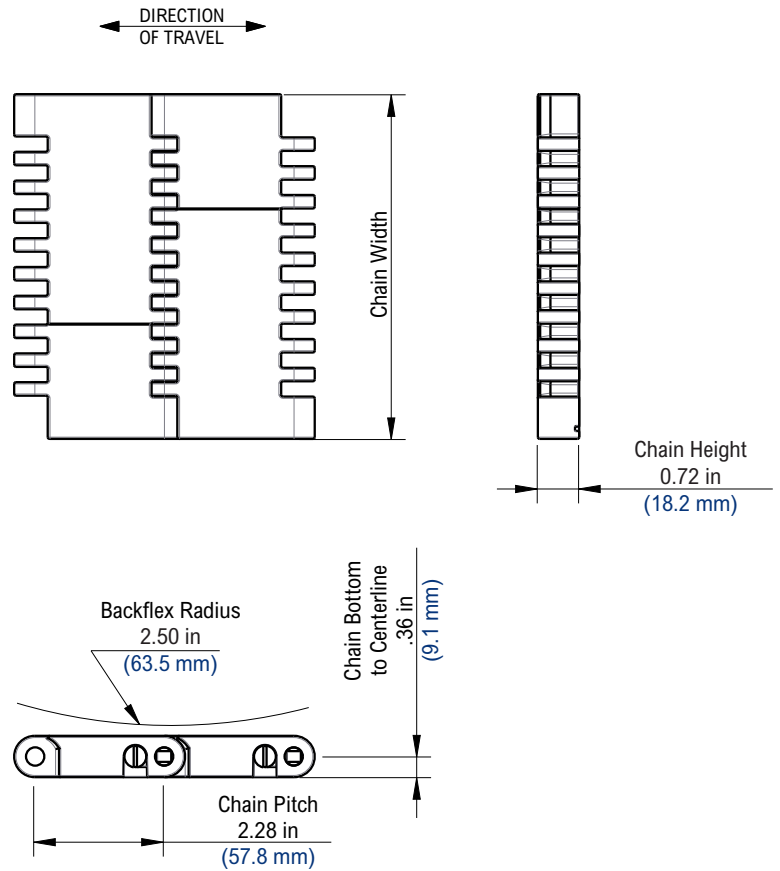


Photo shows 6995 MatTop chain molded in Blue cut Resistant (SMB) material.

**Chain Information**

Chain Capacity	Number of Sprockets	
	per ft of width	per m of width
0% - 50%	2	7
50% - 100%	4	13



**Available Materials**

Prefix	Chain Material	Standard Pin Material	Temperature						Chain Strength		Approximate Weight		FDA Approval
			Fahrenheit			Celsius							
			min	max		min	max		lbs/ft	N/m	lbs/ft <sup>2</sup>	kg/m <sup>2</sup>	
<b>Standard Materials</b>													
BRSM	Black Cut Resistant with Red End Links	Polyester	-40	180	150	-40	82	66	5,000	72,950	3.33	16.26	No
BSM	Black Cut Resistant	Polyester	-40	180	150	-40	82	66	5,000	72,950	3.33	16.26	No
BYSM	Black Cut Resistant with Yellow End Links	Polyester	-40	180	150	-40	82	66	5,000	72,950	3.33	16.26	No
SMB	Blue Cut Resistant	Polyester	-40	180	150	-40	82	66	5,000	72,950	3.33	16.26	Yes
SRMB	Blue Cut Resistant with Red End Links	Polyester	-40	180	150	-40	82	66	5,000	72,950	3.33	16.26	Yes
<b>Non-Standard Materials</b>													
BUV	Blue Ultraviolet Resistant	Polyester	0	180	150	-18	82	66	5,000	72,950	3.33	16.26	No
DUV	Black Ultraviolet Resistant	Polyester	0	180	150	-18	82	66	5,000	72,950	3.33	16.26	No
HUV	High Temperature Ultraviolet Resistant	Polypropylene	40	220	180	4	104	82	2,700	39,393	2.17	10.59	No
LUV	Low Temperature Ultraviolet Resistant	Polyethylene	-40	80	80	-40	27	27	1,800	26,262	2.17	10.59	No
RSM	Red Cut Resistant	Polyester	-40	180	150	-40	82	66	5,000	72,950	3.33	16.26	Yes
RUV	Red Ultraviolet Resistant	Polyester	0	180	150	-18	82	66	5,000	72,950	3.33	16.26	No
SYMB	Blue Cut Resistant with Yellow End Links	Polyester	-40	180	150	-40	82	66	5,000	72,950	3.33	16.26	Yes
WHT	White High Temperature	Polypropylene	40	220	212	4	104	100	2,700	39,393	2.17	10.59	Yes
YSM	Yellow Cut Resistant	Polyester	-40	180	150	-40	82	66	5,000	72,950	3.33	16.26	Yes
WSM	White Cut Resistant	Polyester	-40	180	150	-40	82	66	5,000	72,950	3.33	16.26	Yes
YUV	Yellow Ultraviolet Resistant	Polyester	0	180	150	-18	82	66	5,000	72,950	3.33	16.26	No

**Regulatory Information**

The Food and Drug Administration (FDA) accepts certain materials for direct food contact. FDA approved material is compliant to FDA 21 CFR § 177.

Rexnord and MatTop are trademarks of Rexnord Corporation.

All rights reserved.

**Additional Notes**

Non-Standard products are non-returnable. Minimum order quantity and additional setup charges may also apply.

For chain width information see Rexnord Chain Width Table on page 333.

Open area = 1.8%.

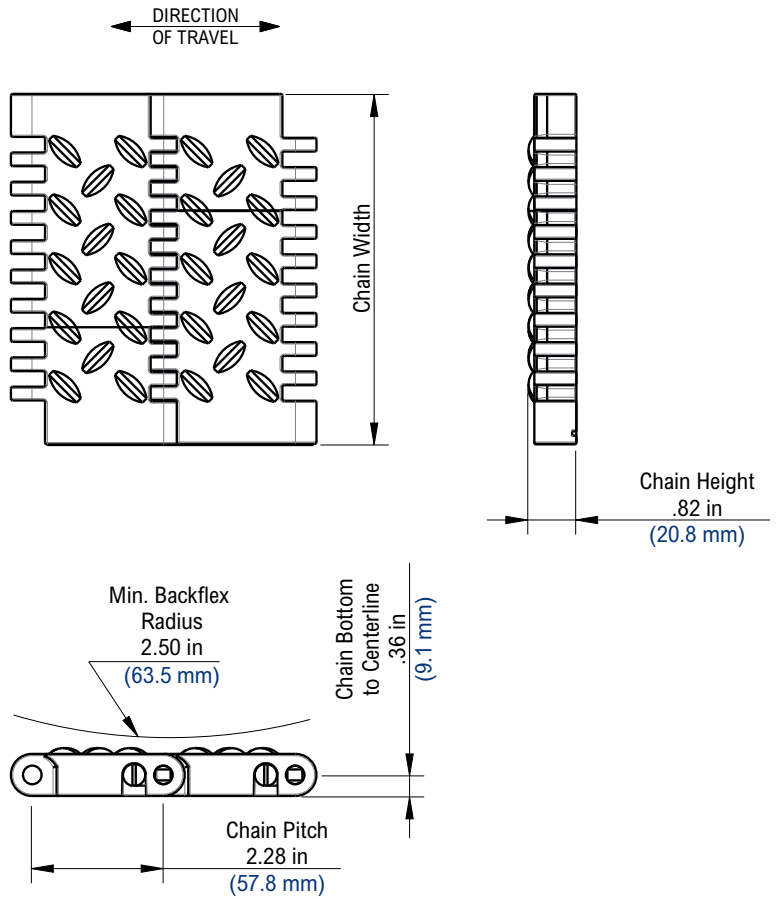
Stainless steel pins are available on a made-to-order basis.

Polypropylene pins are standard for acetal chains over 42 in (1.067 m) wide.





Photo shows 6999 MatTop chain molded in Black Cut Resistant material with yellow end links (BYSM).



**Chain Information**

Chain Capacity	Number of Sprockets	
	per ft of width	per m of width
0% - 50%	2	7
50% - 100%	4	13

**Available Materials**

Prefix	Chain Material	Standard Pin Material	Temperature						Chain Strength		Approximate Weight		FDA Approval
			Fahrenheit			Celsius							
			min	max		min	max		lbs/ft	N/m	lbs/ft <sup>2</sup>	kg/m <sup>2</sup>	
<b>Standard Materials</b>													
BSM	Black Cut Resistant	Polyester	-40	180	150	-40	82	66	5,000	72,950	3.42	16.70	No
BYSM	Black Cut Resistant with Yellow End Links	Polyester	-40	180	150	-40	82	66	5,000	72,950	3.42	16.70	No
<b>Non-Standard Materials</b>													
BRSM	Black Cut Resistant with Red End Links	Polyester	-40	180	150	-40	82	66	5,000	72,950	3.42	16.70	No
BUV	Blue Ultraviolet Resistant	Polyester	0	180	150	-18	82	66	5,000	72,950	3.42	16.70	No
DUV	Black Ultraviolet Resistant	Polyester	0	180	150	-18	82	66	5,000	72,950	3.42	16.70	No
HCAS	High Capacity Anti-Static	Polyester	0	180	150	-18	82	66	4,600	67,114	3.42	16.70	No
HUV	High Temperature Ultraviolet Resistant	Polypropylene	40	220	180	4	104	82	2,700	39,393	2.25	10.99	No
LUV	Low Temperature Ultraviolet Resistant	Polyethylene	-40	80	80	-40	27	27	1,800	26,262	2.25	10.99	No
RSM	Red Cut Resistant	Polyester	-40	180	150	-40	82	66	5,000	72,950	3.42	16.70	Yes
RUV	Red Ultraviolet Resistant	Polyester	0	180	150	-18	82	66	5,000	72,950	3.42	16.70	No
SMB	Blue Cut Resistant	Polyester	-40	180	150	-40	82	66	5,000	72,950	3.42	16.70	Yes
SRMB	Blue Cut Resistant with Red End Links	Polyester	-40	180	150	-40	82	66	5,000	72,950	3.42	16.70	Yes
SYMB	Blue Cut Resistant with Yellow End Links	Polyester	-40	180	150	-40	82	66	5,000	72,950	3.42	16.70	Yes
WLT	White Low Temperature	Polyethylene	-100	80	80	-73	27	27	1,800	26,262	2.17	10.59	Yes
YSM	Yellow Cut Resistant	Polyester	-40	180	150	-40	82	66	5,000	72,950	3.42	16.70	Yes
YUV	Yellow Ultraviolet Resistant	Polyester	0	180	150	-18	82	66	5,000	72,950	3.42	16.70	No

**Regulatory Information**

The Food and Drug Administration (FDA) accepts certain materials for direct food contact. FDA approved material is compliant to FDA 21 CFR § 177. Rexnord and MatTop are trademarks of Rexnord Corporation. All rights reserved.

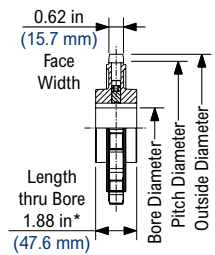
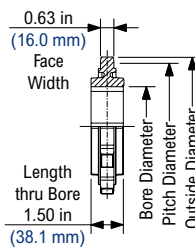
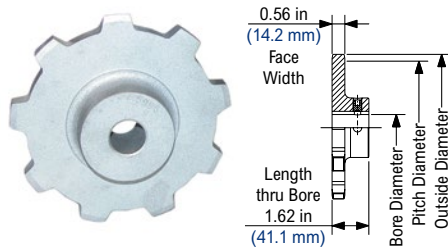
**Additional Notes**

Non-Standard products are non-returnable. Minimum order quantity and additional setup charges may also apply. For chain width information see Rexnord Chain Width Table on page 333. Open area = 1.8%. Stainless steel pins are available on a made-to-order basis. Polypropylene pins are standard for acetal chains over 42 in (1.067 m) wide.

5996 Cast Iron Sprocket

SS5996 Stainless Steel Sprocket

N5996 Thermoplastic Sprocket Molded in Acetal



5996 Cast Iron Sprocket Information

Number of Teeth		Pitch Diameter		Outside Diameter		Bore Diameter (Shaft-Ready)								Bore Diameter (Round)				Approximate Weight	
						Round				Square				in		mm			
						in	mm	min	max	min	max	min	max	min	max	min	max		
actual	effect	in	mm	in	mm	in	mm	in	mm	in	mm	in	mm	in	mm	in	mm	lbs	kg
9	9	6.579	167.11	6.46	164.1	1	2	-	-	-	-	-	-	1	2	-	-	4.08	1.85

Shaft-ready round bore sprockets are shipped with keyway and setscrew.

SS5996 Stainless Steel Sprocket Information

Number of Teeth		Pitch Diameter		Outside Diameter		Bore Diameter (Shaft-Ready)								Bore Diameter (Round)		Approximate Weight	
						Round				Square				in	mm		
						in	mm	in	mm	in	mm	in	mm	in	mm		
actual	effect	in	mm	in	mm	in	mm	in	mm	in	mm	in	mm	in	mm	lbs	kg
9	9	6.579	167.11	6.46	164.1	-	-	2 1/2	-	-	-	-	-	-	-	4.82	2.19
14	14	10.111	256.82	9.98	253.5	-	-	2 1/2	-	-	-	-	-	-	-	7.50	3.40

N5996 Thermoplastic Sprocket Molded in Acetal (POM) — Imperial Information

Number of Teeth		Pitch Diameter		Outside Diameter		Imperial Bore Diameter																Approximate Weight														
						Round																		Square												
						in	mm	in	mm	in	mm	in	mm	in	mm	in	mm	in	mm	in	mm			in	mm											
actual	effect	in	mm	in	mm	in	mm	in	mm	in	mm	in	mm	in	mm	in	mm	in	mm	in	mm	in	mm	in	mm	in	mm	in	mm	in	mm	in	mm	lbs	kg	
7	7	5.186	131.72	4.94	125.5	-	-	-	-	-	-	-	-	-	-	-	-	-	-	-	-	-	-	-	-	-	-	-	-	-	-	-	-	-	0.49	0.22
9	9	6.579	167.11	6.46	164.1	2	2 1/2	1 3/16	1 1/4	1 3/8	1 7/16	1 1/2	1 3/4	1 15/16	2	-	2 7/16	-	1 1/2	2	2 1/2	3 1/2	0.88	0.40												
14	14	10.111	256.82	10.10	256.5	2	2 1/2	-	-	-	-	-	-	-	2	2 3/16	-	3 7/16	-	2	2 1/2	3 1/2	1.60	0.73												
17	17	12.245	311.02	12.36	313.9	-	-	-	-	-	-	-	-	-	-	-	-	-	-	-	2 1/2	3 1/2	1.71	0.78												

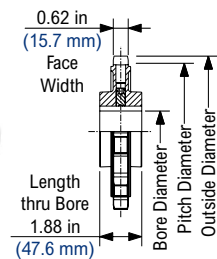
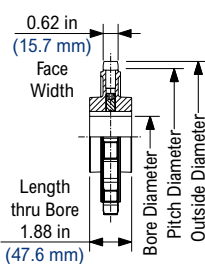
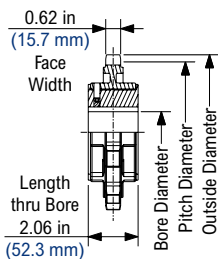
Shaft-ready round bore sprockets are shipped with keyway and setscrew. \*17T sprocket length through bore dimensions is 2.25 in (57.2 mm).

N5996 Thermoplastic Sprocket Molded in Acetal (POM) — Metric Information

Number of Teeth		Pitch Diameter		Outside Diameter		Metric Bore Diameter								Approximate Weight																						
						Hex				Square																										
						in	mm	in	mm	in	mm	in	mm			in	mm																			
actual	effect	in	mm	in	mm	in	mm	in	mm	in	mm	in	mm	in	mm	in	mm	in	mm	in	mm	in	mm	in	mm	in	mm	in	mm	in	mm	in	mm	lbs	kg	
7	7	5.186	131.72	4.94	125.5	-	-	40	-	-	-	-	-	-	-	-	-	-	-	-	-	-	-	-	-	-	-	-	-	-	-	-	-	-	0.49	0.22
9	9	6.579	167.11	6.46	164.1	-	-	40	50	65	-	-	-	-	-	-	-	-	-	-	-	-	-	-	-	-	-	-	-	-	-	-	-	-	0.88	0.40
14	14	10.111	256.82	10.10	256.5	50	65	40	50	65	90	-	-	-	-	-	-	-	-	-	-	-	-	-	-	-	-	-	-	-	-	-	-	-	1.60	0.73

Shaft-ready round bore sprockets are shipped with keyway and setscrew.

Rexnord 6990 Series MatTop Chain Compatible Sprockets



**NS5996 Thermoplastic Split Sprocket Information**

Number of Teeth		Pitch Diameter		Outside Diameter		Bore Diameter (Shaft-Ready)								Bore Diameter (Idler)				Approximate Weight	
						Round				Square				in		mm			
						in	mm	min	max	min	max	min	max	min	max	min	max		
actual	effect	in	mm	in	mm	min	max	min	max	min	max	min	max	min	max	min	max	lbs	kg
9	9	6.579	167.11	6.46	164.1	1	2 5/8	25	70	1	3 1/2*	25	90*	1	2 3/4	25	70	1.68	0.76
12	12	8.693	220.80	8.70	221.0	1	2 3/4	25	70	1	3 1/2**	25	90*	1	2 3/4	25	70	1.98	0.90
14	14	10.111	256.82	10.03	254.8	1	4 1/2	25	120	1	4 1/2**	25	120**	1	3 1/2	25	90	2.12	0.96

\* The 3-1/2 in and 90 mm bores for the 9 and 12 tooth square bore sprockets are supplied as molded bores. All other bores are supplied with split bore adapters.

\*\* The 3-1/2 in, 4-1/2 in, 90 mm and 120 mm bores for the 14 tooth square bore sprockets are supplied as molded bores. All other bores are supplied with split bore adapters.

Imperial shaft-ready round bore sprockets are shipped with keyway and setscrew. Metric shaft-ready round bore sprockets are shipped with keyway and no setscrew. Idler bores are designed to spin freely on the shaft. Similar bore sizes are available with the use of split plastic adapters.

**N5996 Thermoplastic Sprocket Molded in HS (Heat Stabilized) — Imperial Information**

Number of Teeth		Pitch Diameter		Outside Diameter		Imperial Bore Diameter						Approximate Weight			
						Square									
						in									
actual	effect	in	mm	in	mm							lbs	kg		
9	9	6.579	167.11	6.46	164.1	1 1/2 in			2 in			3 1/2 in		0.88	0.40

Shaft-ready round bore sprockets are shipped with keyway and setscrew.

**N5996 Thermoplastic Sprocket Molded in HS (Heat Stabilized) — Metric Information**

Number of Teeth		Pitch Diameter		Outside Diameter		Metric Bore Diameter						Approximate Weight	
						Square							
						mm							
actual	effect	in	mm	in	mm							lbs	kg
9	9	6.579	167.11	6.46	164.1	40			-			0.88	0.40
14	14	10.111	256.82	10.10	256.5	-			90			1.60	0.73

Shaft-ready round bore sprockets are shipped with keyway and setscrew.

**N5996 Thermoplastic Sprocket Molded in PE (Polyethylene) — Imperial Information**

Number of Teeth		Pitch Diameter		Outside Diameter		Imperial Bore Diameter						Approximate Weight		
						Round			Square					
						in			in					
actual	effect	in	mm	in	mm							lbs	kg	
7	7	5.186	131.72	4.94	125.5	-	-	-	1 1/2	-	-	-	0.38	0.17
9	9	6.579	167.11	6.46	164.1	1 3/16	1 1/4	2 7/16	1 1/2	2	2 1/2	-	0.69	0.31

Shaft-ready round bore sprockets are shipped with keyway and setscrew.

### Pusher Attachments (T-Style)

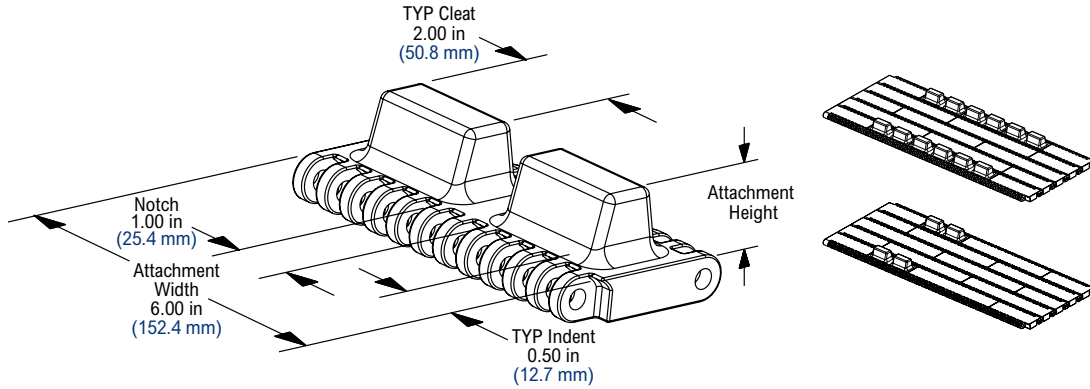
All T1 pusher attachments are molded on a 6 in (152.4 mm) wide link with 0.5 in (12.7mm) indents on both sides.

6990 T-Style attachments are available in T1, T1.5 & T2 configurations. The T1 designation represents a T-style pusher attachment with a height of 1 in (25.4 mm).

T-Style pushers are available in any 3 letter material designation. YSM (yellow) is standard.

Please indicate if pusher attachments are required every second pitch, fifth pitch, tenth pitch, etc. when ordering.

Standard indent increment is 3.00 in (76.2 mm) starting at 3.50 in (88.9 mm) placed on required pitch location (i.e. every 2nd, 5th, 10th, etc.). For example, a 30 in (762.0 mm) wide chain with a 6.50 in (165.1 mm) indent on both sides would result in a centered 17.00 in (431.8 mm) T pusher attachment.



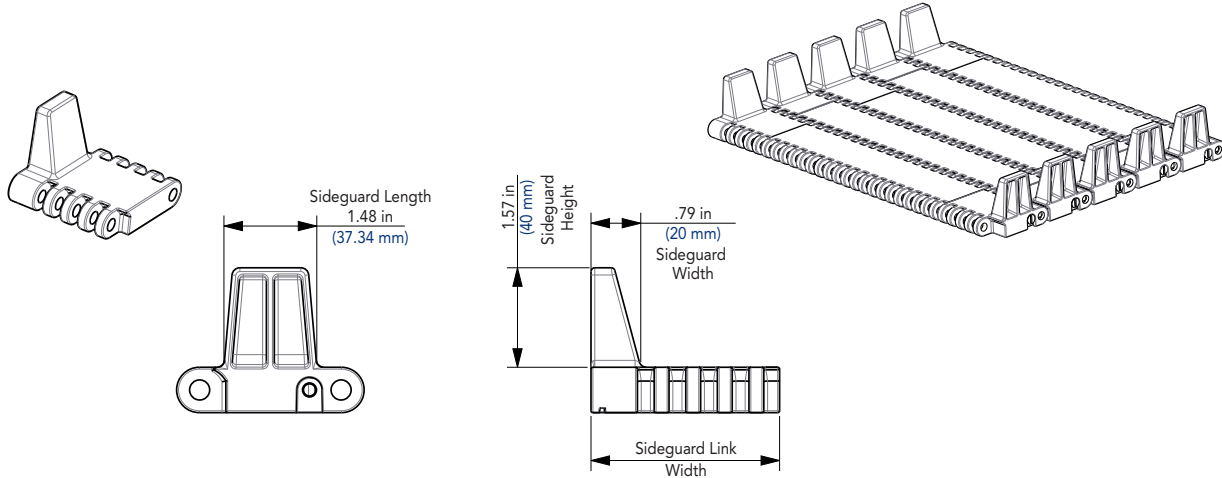
### 6990 Sideguard Attachment

Sideguard link widths are available in 2 in (50.8 mm) and 3 in (76.2 mm) links to accommodate standard brick patterns.

Sideguard links are end links so no indent is available for the sideguards.

If chain is to have pushers and sideguards, pushers must be placed on even pitch increments.

Please contact Rexnord Industries, Inc. for specific applications.




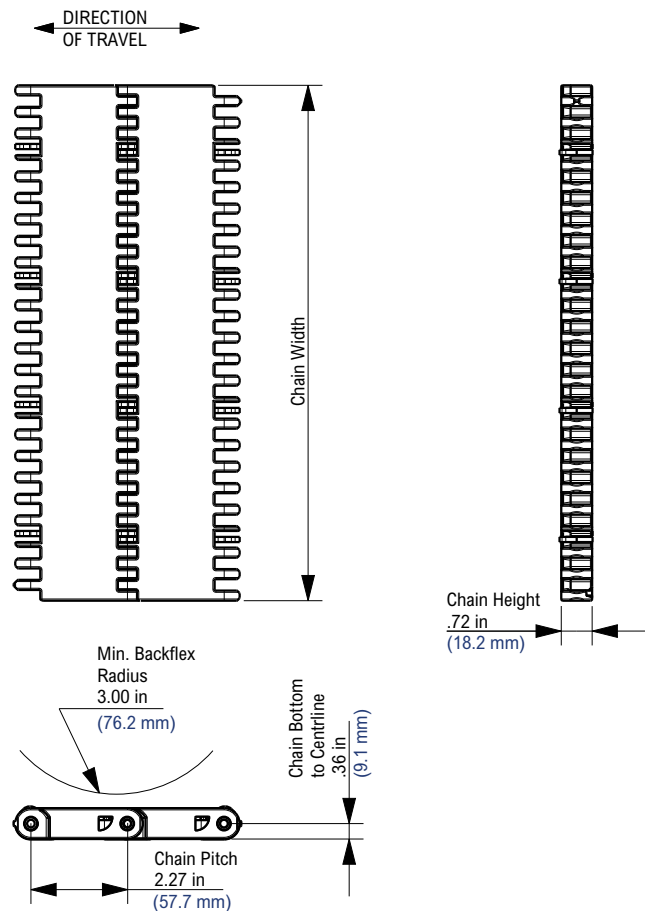


Photo shows 6995H4™ MatTop Chain molded in Black Cut Resistant (BSM) material.

**Chain Information**

Chain Capacity	Number of Sprockets	
	per ft of width	per m of width
0% - 50%	2	7
50% - 100%	4	13



**Available Materials**

Prefix	Chain Material	Standard Pin Material	Temperature						Chain Strength		Approximate Weight		FDA Approval
			Fahrenheit			Celsius			lbs/ft	N/m	lbs/ft <sup>2</sup>	kg/m <sup>2</sup>	
			min	max		min	max						
<b>Non-Standard Materials</b>													
BM	Black Material	Stainless Steel	-40	180	150	-40	82	66	6,850	100,000	5.48	26.8	Yes
BRM	Black Material with Red End Links	Stainless Steel	-40	180	150	-40	82	66	6,850	100,000	5.48	26.8	Yes
BSM	Black Cut Resistant	Stainless Steel	-40	180	150	-40	82	66	6,850	100,000	5.48	26.8	No
BYM	Black Material with Yellow End Links	Stainless Steel	-40	180	150	-40	82	66	6,850	100,000	5.48	26.8	Yes
FR-PA	Black Flame Retardant Nylon	Stainless Steel	-40	180	NA	-40	82	NA	6,850	100,000	4.90	23.9	No
GTC	Grey Tough Composite	Stainless Steel	0	180	140	-18	82	60	6,850	100,000	5.04	24.6	No

**Regulatory Information**

The Food and Drug Administration (FDA) accepts certain materials for direct food contact. FDA approved material is compliant to FDA 21 CFR § 177. Rexnord and MatTop are trademarks of Rexnord Corporation. All rights reserved.

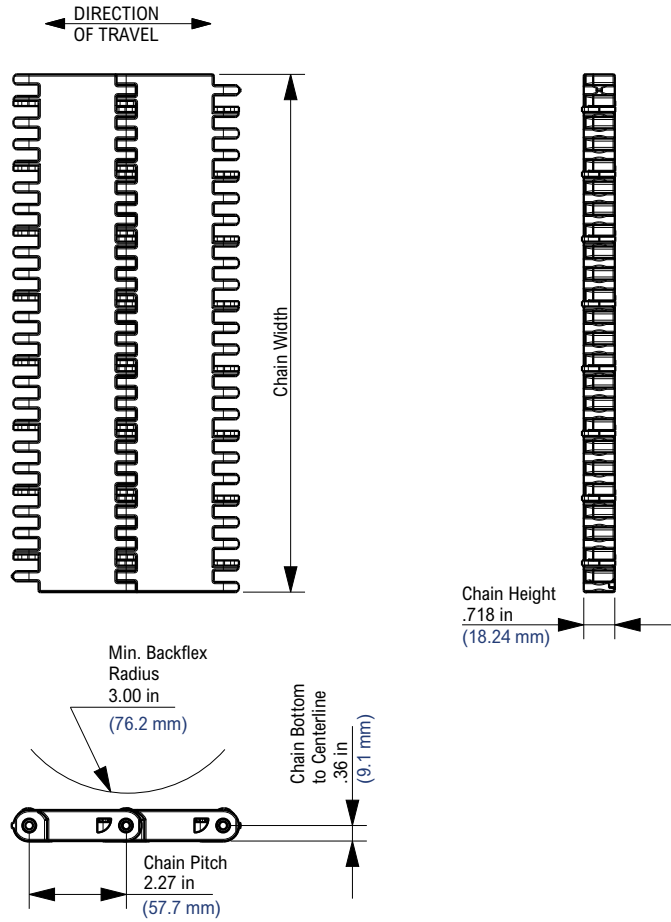
**Additional Notes**

For chain width information see Rexnord Chain Width Table on page 333. Open area = 1.8%.

# 6995H8



Photo shows 6995H8™ MatTop Chain molded in Black Cut Resistant (BSM) material.



### Chain Information

Chain Capacity	Number of Sprockets	
	per ft of width	per m of width
0% - 50%	2	7
50% - 100%	4	13

### Available Materials

Prefix	Chain Material	Standard Pin Material	Temperature						Chain Strength		Approximate Weight		FDA Approval
			Fahrenheit			Celsius							
			min	max		min	max		lbs/ft	N/m	lbs/ft <sup>2</sup>	kg/m <sup>2</sup>	
<b>Non-Standard Materials</b>													
BM	Black Material	Stainless Steel	-40	180	150	-40	82	66	11,645	170,000	6.44	31.4	Yes
BRM	Black Material with Red End Links	Stainless Steel	-40	180	150	-40	82	66	11,645	170,000	6.44	31.4	Yes
BSM	Black Cut Resistant	Stainless Steel	-40	180	150	-40	82	66	11,645	170,000	6.44	31.4	No
BYM	Black Material with Yellow End Links	Stainless Steel	-40	180	150	-40	82	66	11,645	170,000	6.44	31.4	Yes
FR-PA	Black Flame Retardant Nylon	Stainless Steel	-40	180	NA	-40	82	NA	11,645	170,000	5.88	28.7	No
GTC	Grey Tough Composite	Stainless Steel	0	180	140	-18	82	60	11,645	170,000	6.01	29.4	No

### Regulatory Information

The Food and Drug Administration (FDA) accepts certain materials for direct food contact. FDA approved material is compliant to FDA 21 CFR § 177.

Rexnord and MatTop are trademarks of Rexnord Corporation.

All rights reserved.

### Additional Notes

For chain width information see Rexnord Chain Width Table on page 333.

Open area = 1.8%.




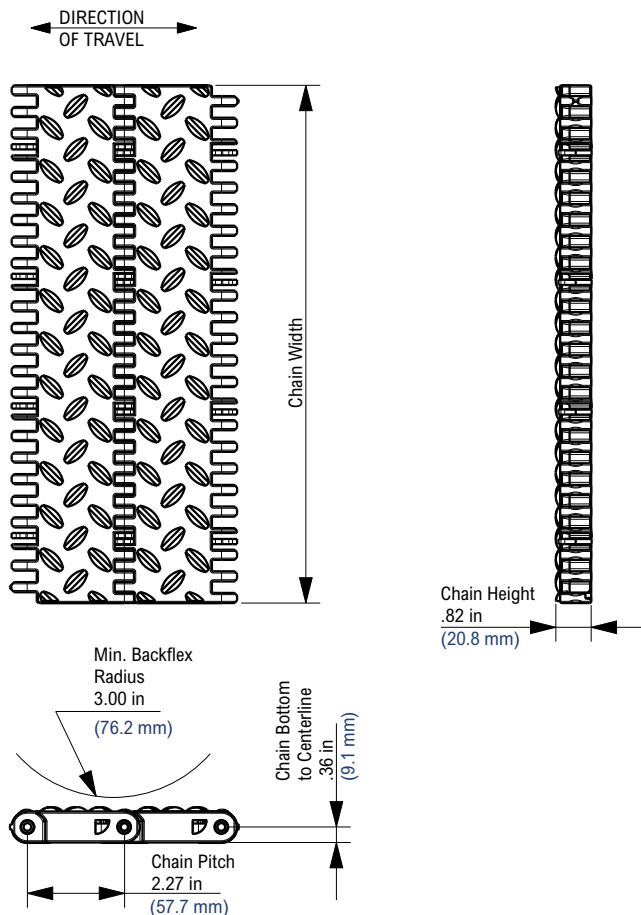


Photo shows 6999H4 MatTop Chain molded in Black Cut Resistant (BSM) material.



**Chain Information**

Chain Capacity	Number of Sprockets	
	per ft of width	per m of width
0% - 50%	2	7
50% - 100%	4	13

**Available Materials**

Prefix	Chain Material	Standard Pin Material	Temperature						Chain Strength		Approximate Weight		FDA Approval
			Fahrenheit			Celsius			lbs/ft	N/m	lbs/ft <sup>2</sup>	kg/m <sup>2</sup>	
			min	max		min	max						
<b>Non-Standard Materials</b>													
BM	Black Material	Stainless Steel	-40	180	150	-40	82	66	6,850	100,000	5.58	27.3	Yes
BRM	Black Material with Red End Links	Stainless Steel	-40	180	150	-40	82	66	6,850	100,000	5.58	27.3	Yes
BSM	Black Cut Resistant	Stainless Steel	-40	180	150	-40	82	66	6,850	100,000	5.58	27.3	No
BYM	Black Material with Yellow End Links	Stainless Steel	-40	180	150	-40	82	66	6,850	100,000	5.58	27.3	Yes
FR-PA	Black Flame Retardant Nylon	Stainless Steel	-40	180	NA	-40	82	NA	6,850	100,000	4.99	24.4	No
GTC	Grey Tough Composite	Stainless Steel	0	180	140	-18	82	60	6,850	100,000	5.21	25.4	No

**Regulatory Information**

The Food and Drug Administration (FDA) accepts certain materials for direct food contact. FDA approved material is compliant to FDA 21 CFR § 177. Rexnord and MatTop are trademarks of Rexnord Corporation. All rights reserved.

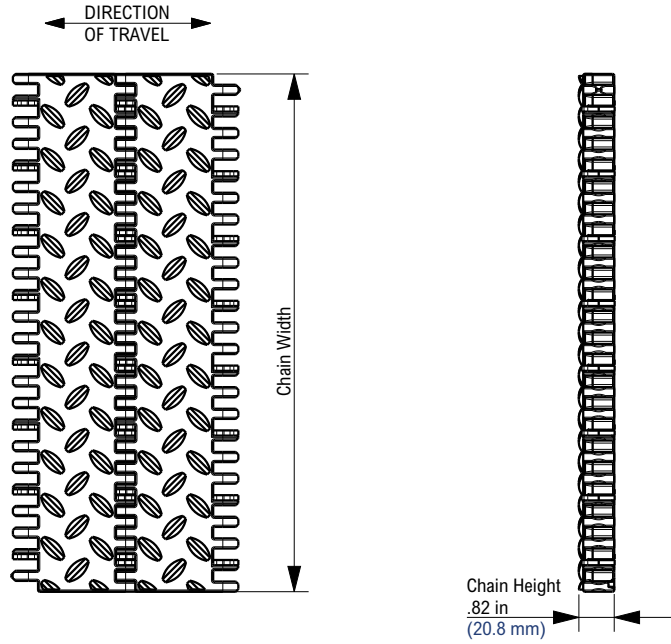
**Additional Notes**

For chain width information see Rexnord Chain Width Table on page 333. Open area = 1.8%.

# 6999H8



Photo shows 6999H8 MatTop Chain molded in Black Cut Resistant (BSM) material.



### Chain Information

Chain Capacity	Number of Sprockets	
	per ft of width	per m of width
0% - 50%	2	7
50% - 100%	4	13

### Available Materials

Prefix	Chain Material	Standard Pin Material	Temperature						Chain Strength		Approximate Weight		FDA Approval
			Fahrenheit			Celsius							
			min	max		min	max		lbs/ft	N/m	lbs/ft <sup>2</sup>	kg/m <sup>2</sup>	
<b>Non-Standard Materials</b>													
BM	Black Material	Stainless Steel	-40	180	150	-40	82	66	11,645	170,000	6.64	32.4	Yes
BRM	Black Material with Red End Links	Stainless Steel	-40	180	150	-40	82	66	11,645	170,000	6.64	32.4	Yes
BSM	Black Cut Resistant	Stainless Steel	-40	180	150	-40	82	66	11,645	170,000	6.64	32.4	No
BYM	Black Material with Yellow End Links	Stainless Steel	-40	180	150	-40	82	66	11,645	170,000	6.64	32.4	Yes
FR-PA	Black Flame Retardant Nylon	Stainless Steel	-40	180	NA	-40	82	NA	11,645	170,000	6.19	30.2	No
GTC	Grey Tough Composite	Stainless Steel	0	180	140	-18	82	60	11,645	170,000	6.05	29.5	No

### Regulatory Information

The Food and Drug Administration (FDA) accepts certain materials for direct food contact. FDA approved material is compliant to FDA 21 CFR § 177.

Rexnord and MatTop are trademarks of Rexnord Corporation.

All rights reserved.

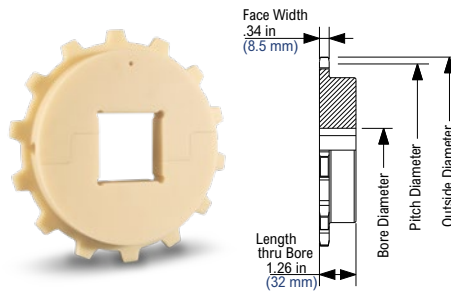
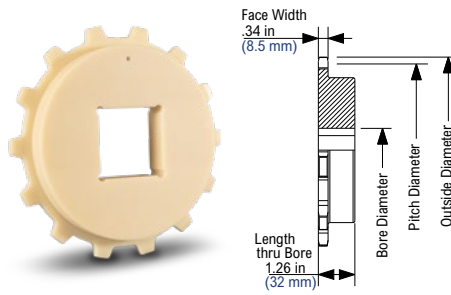
### Additional Notes

For chain width information see Rexnord Chain Width Table on page 333.

Open area = 1.8%.

**KU6990HYB Thermoplastic “B-Style” Sprocket**

**KUS6990HYB Thermoplastic “B-Style” Split Sprocket**



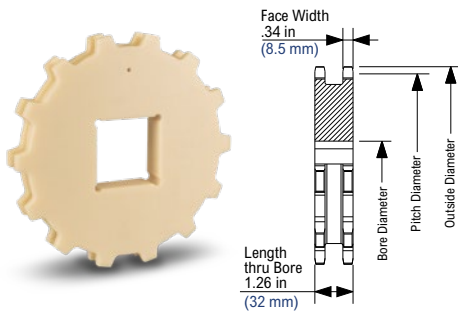
**KU6990HYB Thermoplastic “B-Style” Sprocket Information**

Number of Teeth		Pitch Diameter		Outside Diameter		Bore Diameter (Shaft-Ready)								Bore Diameter (Round)				Approximate Weight	
						Round				Square				in		mm			
						in	mm	min	max	min	max	min	max	min	max	min	max		
actual	effect	in	mm	in	mm	min	max	min	max	min	max	min	max	min	max	min	max	lbs	kg
9T	9T	6.712	170.49	6.683	169.75	-	-	-	-	1.5	2.5	-	-	-	-	-	-	1.84	0.83
10T	10T	7.429	188.69	7.441	189.00	-	-	-	-	1.5	3	-	-	-	-	-	-	2.28	1.03
11T	11T	8.148	206.97	8.194	208.13	-	-	-	-	1.5	3.5	-	-	-	-	-	-	2.76	1.25
12T	12T	8.870	225.29	8.944	227.18	-	-	-	-	1.5	4.5	-	-	-	-	-	-	3.29	1.49
13T	13T	9.593	243.65	9.69	246.13	-	-	-	-	1.5	5	-	-	-	-	-	-	3.86	1.75
14T	14T	10.317	262.04	10.434	265.02	-	-	-	-	2.0	5.5	-	-	-	-	-	-	4.47	2.03
15T	15T	11.042	280.46	11.176	283.87	-	-	-	-	2.0	6	-	-	-	-	-	-	5.13	2.33
16T	16T	11.767	298.89	11.917	302.69	-	-	-	-	2.0	6.5	-	-	-	-	-	-	5.84	2.65
17T	17T	12.494	317.33	12.657	321.49	-	-	-	-	2.5	7	-	-	-	-	-	-	6.58	2.99
18T	18T	13.220	335.79	13.395	340.23	-	-	-	-	2.5	7.5	-	-	-	-	-	-	7.37	3.35
19T	19T	13.947	354.26	14.133	358.98	-	-	-	-	2.5	8	-	-	-	-	-	-	8.21	3.73
20T	20T	14.675	372.75	14.87	377.70	-	-	-	-	2.5	8.5	-	-	-	-	-	-	9.09	4.13
21T	21T	15.403	391.24	15.607	396.42	-	-	-	-	2.5	9	-	-	-	-	-	-	10.01	4.55
22T	22T	16.131	409.73	16.313	414.35	-	-	-	-	2.5	9.5	-	-	-	-	-	-	10.94	4.97
23T	23T	16.859	428.22	17.048	433.02	-	-	-	-	3.0	10	-	-	-	-	-	-	11.94	5.43
24T	24T	17.588	446.74	17.783	451.69	-	-	-	-	3.0	10.5	-	-	-	-	-	-	13.00	5.91
25T	25T	18.317	465.25	18.518	470.36	-	-	-	-	3.0	11	-	-	-	-	-	-	14.09	6.41
26T	26T	19.045	483.74	19.253	489.03	-	-	-	-	3.0	11.5	-	-	-	-	-	-	15.23	6.92
27T	27T	19.774	502.26	19.987	507.67	-	-	-	-	4.5	12	-	-	-	-	-	-	16.42	7.46
28T	28T	20.504	520.80	20.721	526.31	-	-	-	-	4.5	12	-	-	-	-	-	-	17.65	8.02
29T	29T	21.233	539.32	21.454	544.93	-	-	-	-	4.5	12	-	-	-	-	-	-	18.92	8.60
30T	30T	21.962	557.83	22.188	563.58	-	-	-	-	4.5	12	-	-	-	-	-	-	20.23	9.20

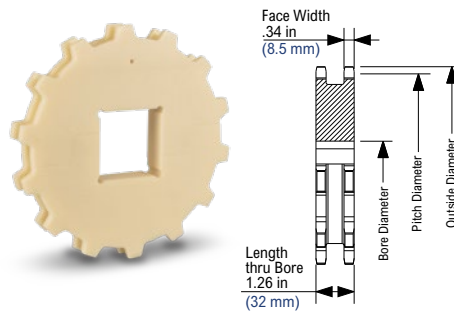
**KUS6990HYB Thermoplastic “B-Style” Split Sprocket Information**

Number of Teeth		Pitch Diameter		Outside Diameter		Bore Diameter (Shaft-Ready)								Bore Diameter (Round)				Approximate Weight	
						Round				Square				in		mm			
						in	mm	min	max	min	max	min	max	min	max	min	max		
actual	effect	in	mm	in	mm	min	max	min	max	min	max	min	max	min	max	min	max	lbs	kg
9T	9T	6.712	170.49	6.683	169.75	-	-	-	-	1.5	2.5	-	-	-	-	-	-	1.84	0.83
10T	10T	7.429	188.69	7.441	189.00	-	-	-	-	1.5	3	-	-	-	-	-	-	2.28	1.03
11T	11T	8.148	206.97	8.194	208.13	-	-	-	-	1.5	3.5	-	-	-	-	-	-	2.76	1.25
12T	12T	8.870	225.29	8.944	227.18	-	-	-	-	1.5	4.5	-	-	-	-	-	-	3.29	1.49
13T	13T	9.593	243.65	9.69	246.13	-	-	-	-	1.5	5	-	-	-	-	-	-	3.86	1.75
14T	14T	10.317	262.04	10.434	265.02	-	-	-	-	2.0	5.5	-	-	-	-	-	-	4.47	2.03
15T	15T	11.042	280.46	11.176	283.87	-	-	-	-	2.0	6	-	-	-	-	-	-	5.13	2.33
16T	16T	11.767	298.89	11.917	302.69	-	-	-	-	2.0	6.5	-	-	-	-	-	-	5.84	2.65
17T	17T	12.494	317.33	12.657	321.49	-	-	-	-	2.5	7	-	-	-	-	-	-	6.58	2.99
18T	18T	13.220	335.79	13.395	340.23	-	-	-	-	2.5	7.5	-	-	-	-	-	-	7.37	3.35
19T	19T	13.947	354.26	14.133	358.98	-	-	-	-	2.5	8	-	-	-	-	-	-	8.21	3.73
20T	20T	14.675	372.75	14.87	377.70	-	-	-	-	2.5	8.5	-	-	-	-	-	-	9.09	4.13
21T	21T	15.403	391.24	15.607	396.42	-	-	-	-	2.5	9	-	-	-	-	-	-	10.01	4.55
22T	22T	16.131	409.73	16.313	414.35	-	-	-	-	2.5	9.5	-	-	-	-	-	-	10.94	4.97
23T	23T	16.859	428.22	17.048	433.02	-	-	-	-	3.0	10	-	-	-	-	-	-	11.94	5.43
24T	24T	17.588	446.74	17.783	451.69	-	-	-	-	3.0	10.5	-	-	-	-	-	-	13.00	5.91
25T	25T	18.317	465.25	18.518	470.36	-	-	-	-	3.0	11	-	-	-	-	-	-	14.09	6.41
26T	26T	19.045	483.74	19.253	489.03	-	-	-	-	3.0	11.5	-	-	-	-	-	-	15.23	6.92
27T	27T	19.774	502.26	19.987	507.67	-	-	-	-	4.5	12	-	-	-	-	-	-	16.42	7.46
28T	28T	20.504	520.80	20.721	526.31	-	-	-	-	4.5	12	-	-	-	-	-	-	17.65	8.02
29T	29T	21.233	539.32	21.454	544.93	-	-	-	-	4.5	12	-	-	-	-	-	-	18.92	8.60
30T	30T	21.962	557.83	22.188	563.58	-	-	-	-	4.5	12	-	-	-	-	-	-	20.23	9.20

KU6990HYB Thermoplastic "H-Style" Sprocket



KUS6990HYB Thermoplastic "H-Style" Split Sprocket



KU6990HYB Thermoplastic "H-Style" Sprocket Information

Number of Teeth	Pitch Diameter	Outside Diameter	Bore Diameter (Shaft-Ready)										Bore Diameter (Round)				Approximate Weight		
			Round				Square						in		mm				
			in	mm	min	max	min	max	min	max	min	max	min	max	min	max			lbs
9T	9T	6.712	170.49	6.683	169.75	-	-	-	-	1.5	2.5	-	-	-	-	-	-	1.84	0.83
10T	10T	7.429	188.69	7.441	189.00	-	-	-	-	1.5	3	-	-	-	-	-	-	2.28	1.03
11T	11T	8.148	206.97	8.194	208.13	-	-	-	-	1.5	3.5	-	-	-	-	-	-	2.76	1.25
12T	12T	8.870	225.29	8.944	227.18	-	-	-	-	1.5	4.5	-	-	-	-	-	-	3.29	1.49
13T	13T	9.593	243.65	9.69	246.13	-	-	-	-	1.5	5	-	-	-	-	-	-	3.86	1.75
14T	14T	10.317	262.04	10.434	265.02	-	-	-	-	2.0	5.5	-	-	-	-	-	-	4.47	2.03
15T	15T	11.042	280.46	11.176	283.87	-	-	-	-	2.0	6	-	-	-	-	-	-	5.13	2.33
16T	16T	11.767	298.89	11.917	302.69	-	-	-	-	2.0	6.5	-	-	-	-	-	-	5.84	2.65
17T	17T	12.494	317.33	12.657	321.49	-	-	-	-	2.5	7	-	-	-	-	-	-	6.58	2.99
18T	18T	13.220	335.79	13.395	340.23	-	-	-	-	2.5	7.5	-	-	-	-	-	-	7.37	3.35
19T	19T	13.947	354.26	14.133	358.98	-	-	-	-	2.5	8	-	-	-	-	-	-	8.21	3.73
20T	20T	14.675	372.75	14.87	377.70	-	-	-	-	2.5	8.5	-	-	-	-	-	-	9.09	4.13
21T	21T	15.403	391.24	15.607	396.42	-	-	-	-	2.5	9	-	-	-	-	-	-	10.01	4.55
22T	22T	16.131	409.73	16.313	414.35	-	-	-	-	2.5	9.5	-	-	-	-	-	-	10.94	4.97
23T	23T	16.859	428.22	17.048	433.02	-	-	-	-	3.0	10	-	-	-	-	-	-	11.94	5.43
24T	24T	17.588	446.74	17.783	451.69	-	-	-	-	3.0	10.5	-	-	-	-	-	-	13.00	5.91
25T	25T	18.317	465.25	18.518	470.36	-	-	-	-	3.0	11	-	-	-	-	-	-	14.09	6.41
26T	26T	19.045	483.74	19.253	489.03	-	-	-	-	3.0	11.5	-	-	-	-	-	-	15.23	6.92
27T	27T	19.774	502.26	19.987	507.67	-	-	-	-	4.5	12	-	-	-	-	-	-	16.42	7.46
28T	28T	20.504	520.80	20.721	526.31	-	-	-	-	4.5	12	-	-	-	-	-	-	17.65	8.02
29T	29T	21.233	539.32	21.454	544.93	-	-	-	-	4.5	12	-	-	-	-	-	-	18.92	8.60
30T	30T	21.962	557.83	22.188	563.58	-	-	-	-	4.5	12	-	-	-	-	-	-	20.23	9.20

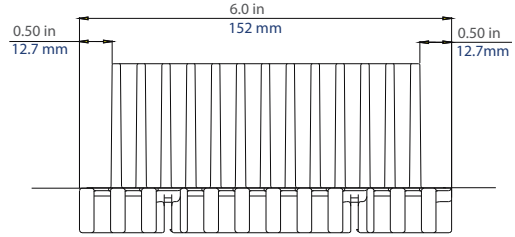
KUS6990HYB Thermoplastic "H-Style" Split Sprocket Information

Number of Teeth	Pitch Diameter	Outside Diameter	Bore Diameter (Shaft-Ready)										Bore Diameter (Round)				Approximate Weight		
			Round				Square						in		mm				
			in	mm	min	max	min	max	min	max	min	max	min	max	min	max			lbs
9T	9T	6.712	170.49	6.683	169.75	-	-	-	-	1.5	2.5	-	-	-	-	-	-	1.84	0.83
10T	10T	7.429	188.69	7.441	189.00	-	-	-	-	1.5	3	-	-	-	-	-	-	2.28	1.03
11T	11T	8.148	206.97	8.194	208.13	-	-	-	-	1.5	3.5	-	-	-	-	-	-	2.76	1.25
12T	12T	8.870	225.29	8.944	227.18	-	-	-	-	1.5	4.5	-	-	-	-	-	-	3.29	1.49
13T	13T	9.593	243.65	9.69	246.13	-	-	-	-	1.5	5	-	-	-	-	-	-	3.86	1.75
14T	14T	10.317	262.04	10.434	265.02	-	-	-	-	2.0	5.5	-	-	-	-	-	-	4.47	2.03
15T	15T	11.042	280.46	11.176	283.87	-	-	-	-	2.0	6	-	-	-	-	-	-	5.13	2.33
16T	16T	11.767	298.89	11.917	302.69	-	-	-	-	2.0	6.5	-	-	-	-	-	-	5.84	2.65
17T	17T	12.494	317.33	12.657	321.49	-	-	-	-	2.5	7	-	-	-	-	-	-	6.58	2.99
18T	18T	13.220	335.79	13.395	340.23	-	-	-	-	2.5	7.5	-	-	-	-	-	-	7.37	3.35
19T	19T	13.947	354.26	14.133	358.98	-	-	-	-	2.5	8	-	-	-	-	-	-	8.21	3.73
20T	20T	14.675	372.75	14.87	377.70	-	-	-	-	2.5	8.5	-	-	-	-	-	-	9.09	4.13
21T	21T	15.403	391.24	15.607	396.42	-	-	-	-	2.5	9	-	-	-	-	-	-	10.01	4.55
22T	22T	16.131	409.73	16.313	414.35	-	-	-	-	2.5	9.5	-	-	-	-	-	-	10.94	4.97
23T	23T	16.859	428.22	17.048	433.02	-	-	-	-	3.0	10	-	-	-	-	-	-	11.94	5.43
24T	24T	17.588	446.74	17.783	451.69	-	-	-	-	3.0	10.5	-	-	-	-	-	-	13.00	5.91
25T	25T	18.317	465.25	18.518	470.36	-	-	-	-	3.0	11	-	-	-	-	-	-	14.09	6.41
26T	26T	19.045	483.74	19.253	489.03	-	-	-	-	3.0	11.5	-	-	-	-	-	-	15.23	6.92
27T	27T	19.774	502.26	19.987	507.67	-	-	-	-	4.5	12	-	-	-	-	-	-	16.42	7.46
28T	28T	20.504	520.80	20.721	526.31	-	-	-	-	4.5	12	-	-	-	-	-	-	17.65	8.02
29T	29T	21.233	539.32	21.454	544.93	-	-	-	-	4.5	12	-	-	-	-	-	-	18.92	8.60
30T	30T	21.962	557.83	22.188	563.58	-	-	-	-	4.5	12	-	-	-	-	-	-	20.23	9.20

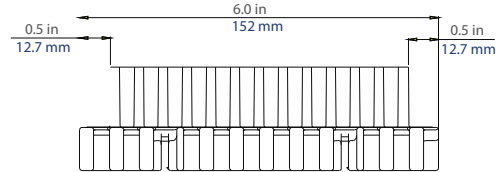
### 6990HYB Pusher Attachment

All pusher attachments are molded 6 in (152.4 mm) wide with a 2 in (50.8 mm) pusher height and 0.5 in (12.7 mm) side indent. Common configurations are shown below. Custom configurations are available upon request. Contact Application Engineering for details.

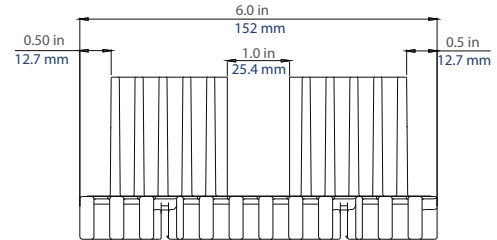
**T2IN N0.5IN**



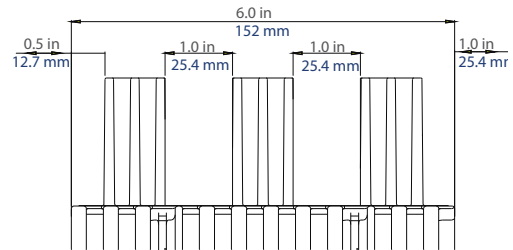
**T1IN N0.5IN**



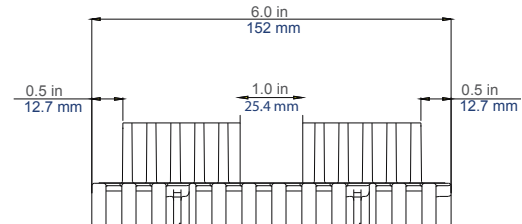
**T2IN N0.5IN 1CN1IN**



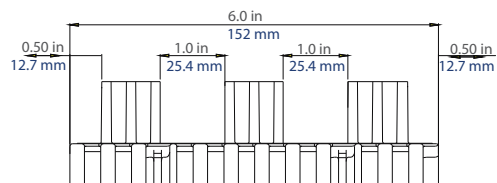
**T2IN N0.5IN 2CN1IN**



**T1IN N0.5IN 1 CN1IN**




**T1IN N0.5IN 2CN1IN**

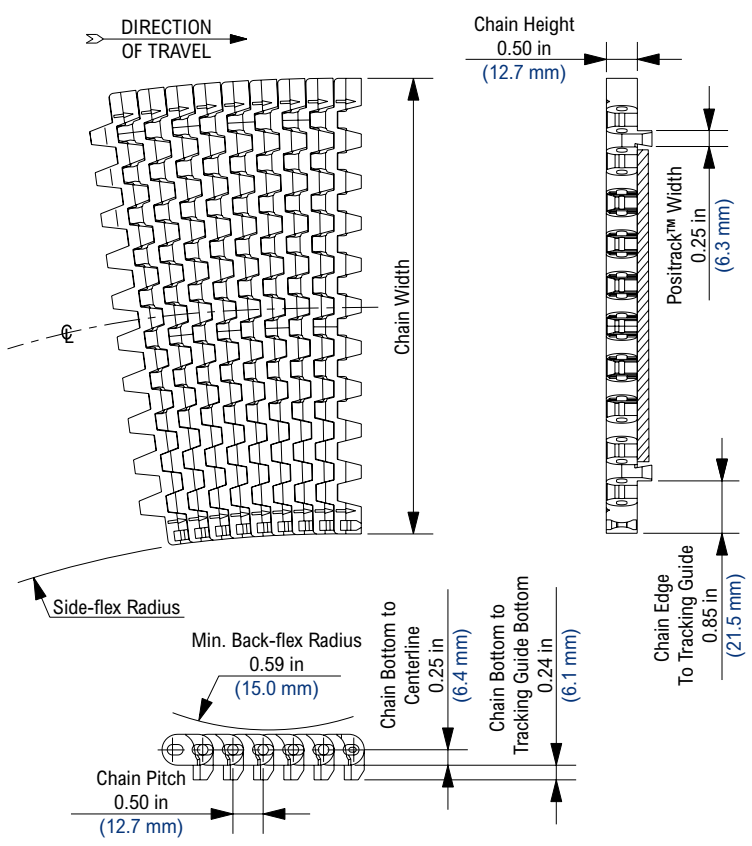




# 7526



Chain is shown in High Performance (HP) material.



### Chain Information

Chain Capacity	Number of Sprockets	
	per ft of width	per m of width
Drive Shaft	(Width / 3.34in) 2	(Width / 85mm) 2
Idler Shaft	Width / 3.34in	Width / 85mm

### Available Materials

Prefix	Chain Material	Standard Pin Material	Temperature						Chain Strength				Approximate Weight		FDA Approval
			Fahrenheit			Celsius			Straight		Curve		lbs/ft <sup>2</sup>	kg/m <sup>2</sup>	
			min	max		min	max		lbs/ft	N/m	lbs	N			
<b>Standard Materials</b>															
XLG	Low Friction Acetal (Green)	GVK	-40	180	150	-40	82	66	617	9,002	75	334	2.04	9.94	Yes
<b>Non-Standard Materials</b>															
HP	High Performance	GVK	-40	180	150	-40	82	66	617	9,002	75	334	2.04	9.94	Yes

### Regulatory Information

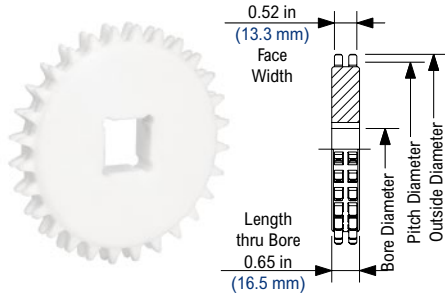
The Food and Drug Administration (FDA) accepts certain materials for direct food contact. FDA approved material is compliant to FDA 21 CFR § 177. Rexnord, MatTop, Positrac and HP are trademarks of Rexnord Corporation. All rights reserved.

### Additional Notes

Non-Standard products are non-returnable. Minimum order quantity and additional setup charges may also apply. For chain width information see Rexnord Chain Width Table on page 333. Open area = 39.0%. Minimum Side-flex radius = 2 times the chain width. Chain strength is listed at room temperature. NR = Not Recommended. For additional material information, see material portfolio.



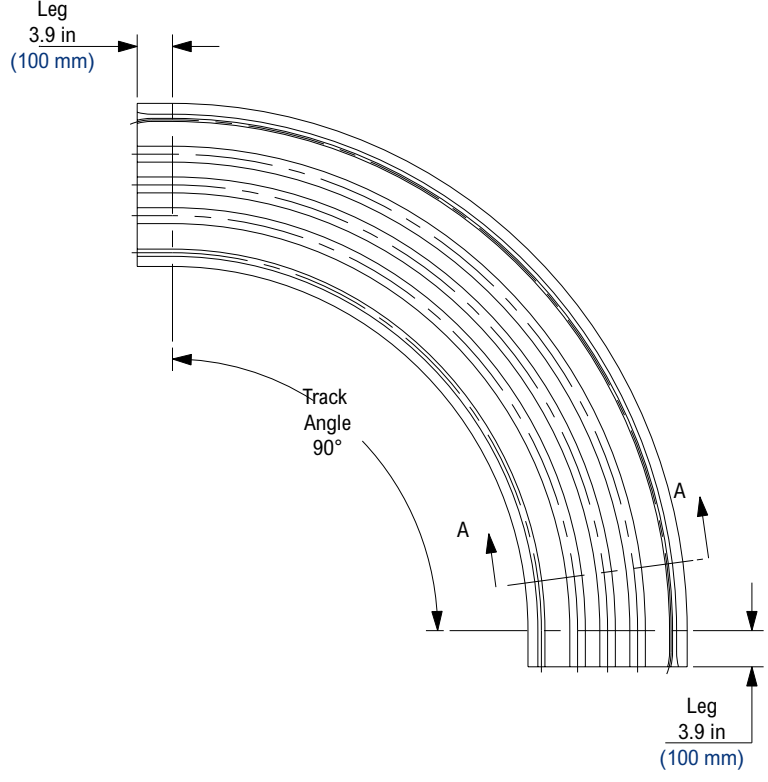
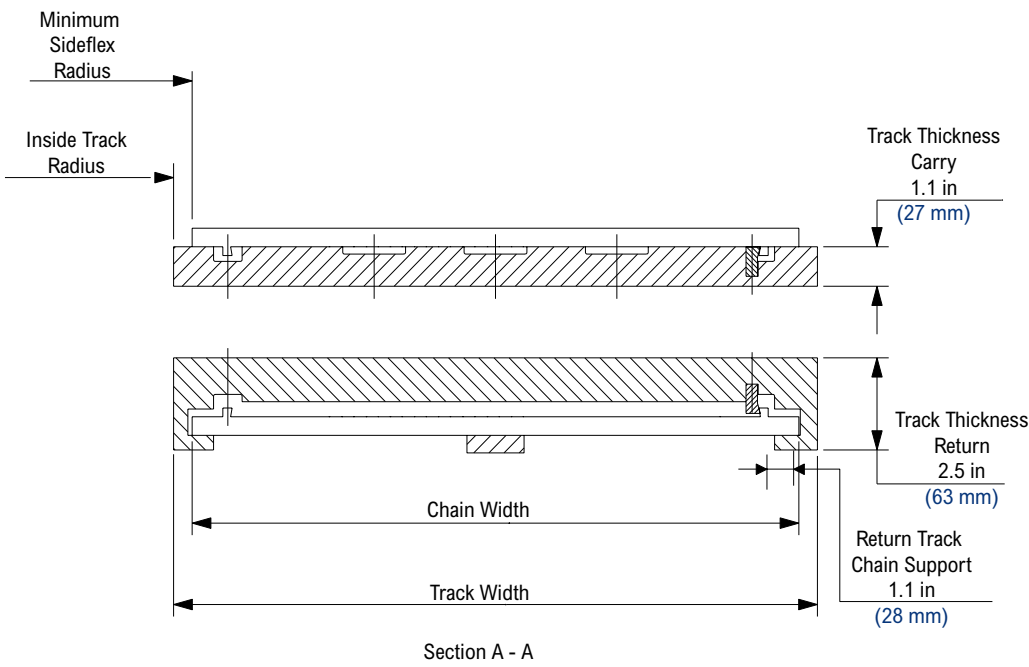
## KU7526 Thermoplastic Solid Sprocket



### KU7526 Thermoplastic Solid Sprocket Information

Number of Teeth		Pitch Diameter		Outside Diameter		Bore Diameter (Shaft-Ready)								Bore Diameter (Idler)				Approximate Weight	
						Round				Square				in		mm			
						min	max	min	max	min	max	min	max	min	max	min	max		
actual	effect	in	mm	in	mm													lbs	kg
28	28	4.46	113.28	4.46	113.3	1	2 1/2	25	65	1	2	25	50	1	2 1/2	25	65	0.31	0.14

All sprocket bores are oversized for a sliding fit. See page 5 in the Rexnord 7825/7526 Design Manual for mounting recommendations. Shaft-ready round bores are shipped with one keyway and no setscrews.



**Corner Track**

Part Number	Chain Width		Track Width		Recommended Side-flex Fadius		Inside Track Radius		Material	Color	Return Guide Shoe Part Number	Approximate Weight	
	in	mm	in	mm	lbs	kg	lbs	kg				lbs	kg
804.02.01	6.7	170	7.7	196	13.4	340	12.9	328	UHMWPE	Black	759.24.02	28.0	12.7
804.02.02	10	254	11.1	282	20.1	511	19.6	498	UHMWPE	Black	759.24.03	60.6	27.5
804.02.03	13.4	340	14.4	366	26.8	681	26.3	668	UHMWPE	Black	759.24.04	104.8	47.5
804.02.04	16.7	424	17.8	452	33.5	851	33.0	838	UHMWPE	Black	759.24.05	162.0	73.5
804.02.05	20.1	511	21.1	536	40.2	1,021	40.0	1,016	UHMWPE	Black	759.24.06	231.7	105.1
804.02.06	23.4	594	24.5	622	46.9	1,191	46.3	1,176	UHMWPE	Black	759.24.07	311.6	141.3
804.02.07	26.8	681	27.8	706	53.5	1,359	53.1	1,349	UHMWPE	Black	759.24.08	404.6	183.5
804.02.08	30.1	765	31.1	790	60.2	1,529	59.7	1,516	UHMWPE	Black	759.24.09	508.4	230.6

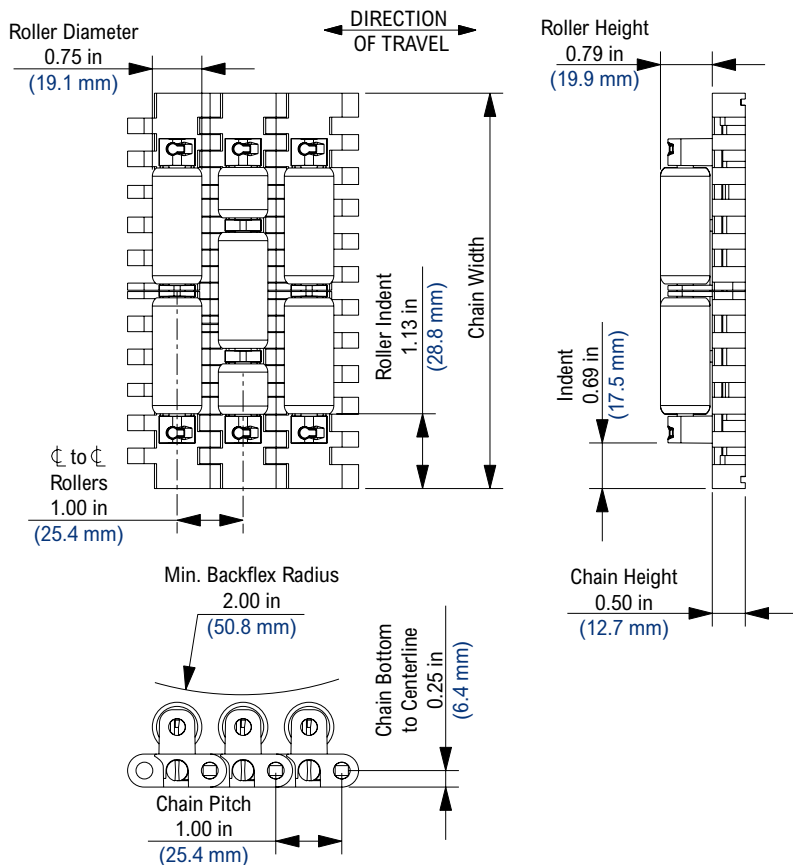
Return side curves do not contain (100 mm) 3.9 in. tangents.  
 Return guide shoe or roller should be used to guide chain into return track.



Photo shows 7703 MatTop Chain molded in High Performance (HP) material.

**Chain Information**

Chain Capacity	Number of Sprockets	
	per ft of width	per m of width
0% - 50%	2	7
50% - 100%	4	13



**Available Materials**

Prefix	Chain Material	Standard Pin Material	Temperature						Chain Strength		Approximate Weight		FDA Approval
			Fahrenheit			Celsius							
			min	max dry	wet	min	max dry	wet	lbs/ft	N/m	lbs/ft <sup>2</sup>	kg/m <sup>2</sup>	
<b>Standard Materials</b>													
HP	High Performance	Polyester	-40	180	150	-40	82	66	2,950	43,041	5.10	24.90	Yes
<b>Non-Standard Materials</b>													
PS	Platinum Series	Polyester	-40	180	150	-40	82	66	2,950	43,041	5.10	24.90	Yes
WX	Green Abrasion Resistant Polyamide	Acetal	-40	220	NR	-40	104	NR	2,950	43,041	5.10	24.90	No

**Regulatory Information**

The Food and Drug Administration (FDA) accepts certain materials for direct food contact. FDA approved material is compliant to FDA 21 CFR § 177.

Rexnord, MatTop, TwistLock™, HP, Platinum Series and PS are trademarks of Rexnord Corporation.

All rights reserved.

**Additional Notes**

Non-Standard products are non-returnable. Minimum order quantity and additional setup charges may also apply.

For chain width information see Rexnord Chain Width Table on page 333. Open area = 3.0%.

WX chain is assembled with HP rollers.

Typical coefficient of friction between chain and product = 0.09.

Chain strength is listed at room temperature. NR = Not Recommended.

For additional material information, see material portfolio.

# 7705


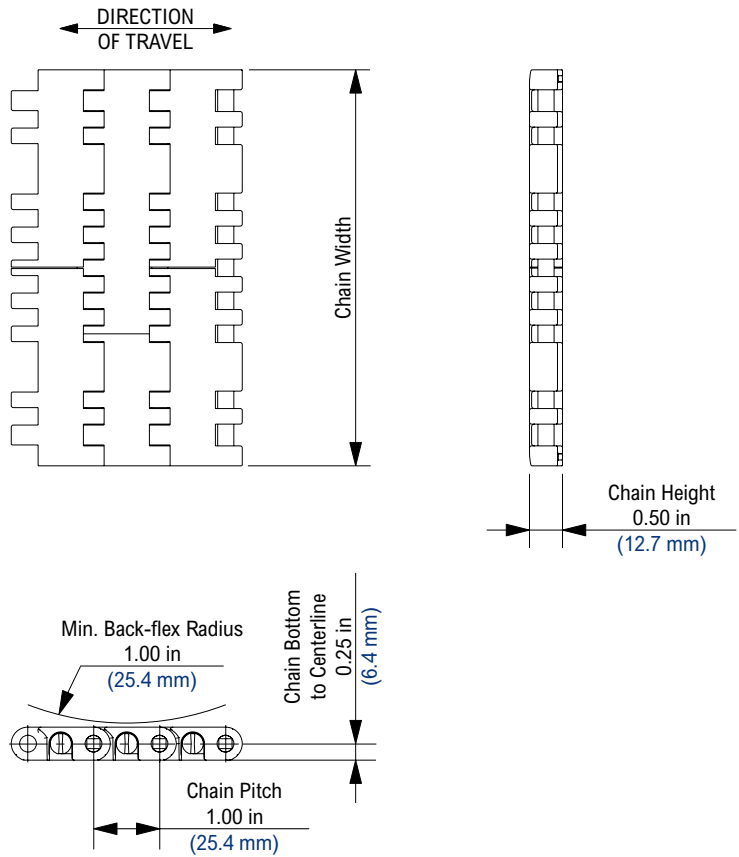


Photo shows 7705 MatTop Chain molded in High Performance (HP) material.



### Chain Information

Chain Capacity	Number of Sprockets	
	per ft of width	per m of width
0% - 50%	2	7
50% - 100%	4	13

### Available Materials

Prefix	Chain Material	Standard Pin Material	Temperature						Chain Strength		Approximate Weight		FDA Approval
			Fahrenheit			Celsius							
			min	max		min	max		lbs/ft	N/m	lbs/ft <sup>2</sup>	kg/m <sup>2</sup>	
<b>Standard Materials</b>													
DKA	Abrasion Resistant Composite	Polyester	0	180	150	-18	82	66	2,950	43,041	2.76	13.48	Yes
Dry-PT	Dry PET Low Friction	Polyester	-40	180	150	-40	82	66	2,950	43,041	2.76	13.48	Yes
FRPLUS	Flame Retardant Low Friction	Acetal	0	180	140	-18	82	60	1,475	21,521	3.04	14.85	No
HP	High Performance	Polyester	-40	180	150	-40	82	66	2,950	43,041	2.76	13.48	Yes
HT	High Temperature	Polypropylene	40	220	212	4	104	100	1,800	26,262	1.85	9.03	Yes
PSX	Platinum Series X	Polyester	-40	180	150	-40	82	66	2,950	43,041	2.76	13.48	Yes
WX	Green Abrasion Resistant Polyamide	Acetal	-40	220	NR	-40	104	NR	2,950	43,041	2.76	13.48	No
<b>Non-Standard Materials</b>													
AS	Anti-Static	Polyester	0	180	NR	-18	82	NR	1,770	25,824	2.76	13.48	No
PS	Platinum Series	Polyester	-40	180	150	-40	82	66	2,950	43,041	2.76	13.48	Yes

### Regulatory Information

The Food and Drug Administration (FDA) accepts certain materials for direct food contact. FDA approved material is compliant to FDA 21 CFR § 177.

Rexnord, MatTop, Dry-PT, FRPLUS, HP, TwistLock, Platinum Series, Platinum Series X, PS and PSX are trademarks of Rexnord Corporation.

All rights reserved.

### Additional Notes

Non-Standard products are non-returnable. Minimum order quantity and additional setup charges may also apply.

For chain width information see Rexnord Chain Width Table on page 333.

Open area = 3.0%.

Stainless steel pins are available on a made-to-order basis.

Chain strength is listed at room temperature. NR = Not Recommended.

For additional material information, see material portfolio.


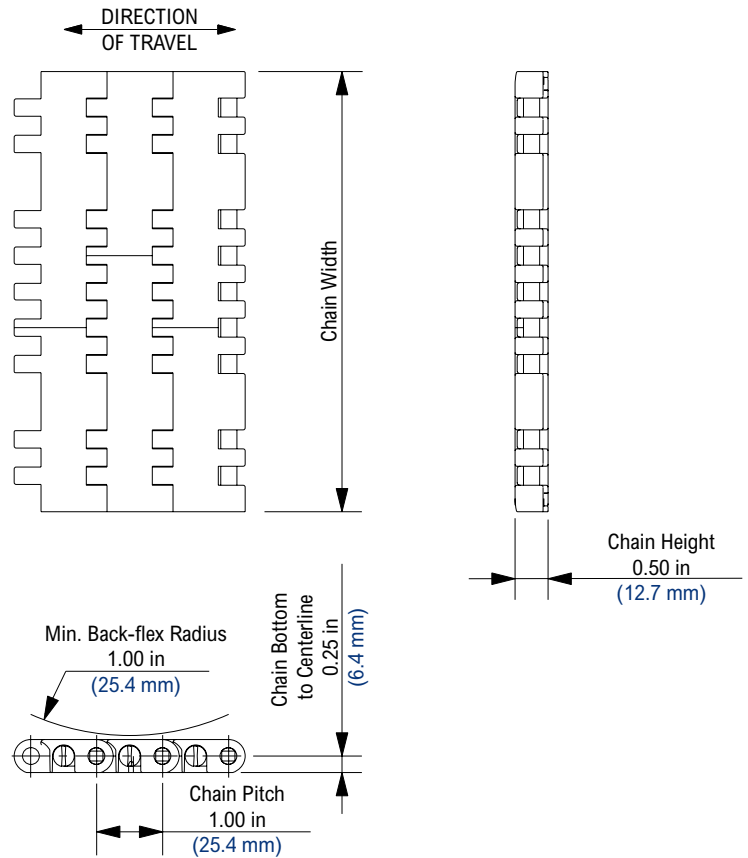


Photo shows Metric 7705 MatTop Chain molded in High Performance (HP) material.



**Chain Information**

Chain Capacity	Number of Sprockets	
	per ft of width	per m of width
0% - 50%	2	7
50% - 100%	4	13

**Available Materials**

Prefix	Chain Material	Standard Pin Material	Temperature						Chain Strength		Approximate Weight		FDA Approval
			Fahrenheit			Celsius							
			min	max		min	max		lbs/ft	N/m	lbs/ft <sup>2</sup>	kg/m <sup>2</sup>	
<b>Standard Materials</b>													
Dry-PT	Dry PET Low Friction	Polyester	-40	180	150	-40	82	66	2,950	43,041	2.76	13.48	Yes
HP	High Performance	Polyester	-40	180	150	-40	82	66	2,950	43,041	2.76	13.48	Yes
PSX	Platinum Series X	Polyester	-40	180	150	-40	82	66	2,950	43,041	2.76	13.48	Yes
<b>Non-Standard Materials</b>													
PS	Platinum Series	Polyester	-40	180	150	-40	82	66	2,950	43,041	2.76	13.48	Yes

**Regulatory Information**

The Food and Drug Administration (FDA) accepts certain materials for direct food contact. FDA approved material is compliant to FDA 21 CFR § 177.

Rexnord, MatTop, Dry-PT, TwistLock, HP, Platinum Series, Platinum Series X, PS and PSX are trademarks of Rexnord Corporation.

All rights reserved.

U.S. Patent: 5335768

**Additional Notes**

Non-Standard products are non-returnable. Minimum order quantity and additional setup charges may also apply.

For chain width information see Rexnord Chain Width Table on page 333.

Open area = 3.0%.

Stainless steel pins are available on a made-to-order basis.

Metric modules, designated by orange plugs, will not couple with English modules.

Also available with PosiTrack Tracking Guides; please see accessories for more information.

Chain strength is listed at room temperature. NR = Not Recommended.

For additional material information, see material portfolio.

# 7705 (MTW)


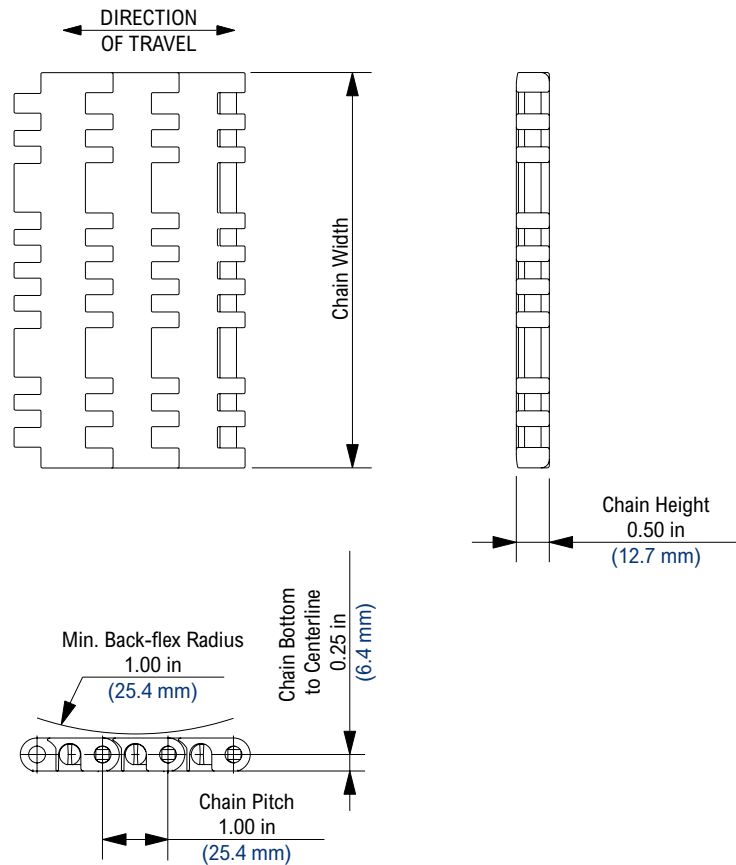


Photo shows 7705 Molded-to-Width (MTW) MatTop Chain molded in High Performance (HP) material.



### Chain Information

Chain Width			Number of Sprockets	Chain Strength	
desc	in	mm		lbs	N
3 1/4	3.25	82.6	1	685	3,047
4 1/2	4.50	114.3	1	1,025	4,559
6	6.00	152.4	2	1,475	6,561
7 1/2	7.50	190.5	2	1,750	7,784
15	15.00	381.0	3	3,400	15,124

### Available Materials

Prefix	Chain Material	Standard Pin Material	Temperature						Approximate Weight		FDA Approval
			Fahrenheit			Celsius					
			min	max		min	max		lbs/ft <sup>2</sup>	kg/m <sup>2</sup>	
			dry	wet		dry	wet				
<b>Standard Materials</b>											
DKA	Abrasion Resistant Composite	Polyester	0	180	150	-18	82	66	2.76	13.48	Yes
Dry-PT	Dry PET Low Friction	Polyester	-40	180	150	-40	82	66	2.76	13.48	Yes
HP	High Performance	Polyester	-40	180	150	-40	82	66	2.76	13.48	Yes
PSX	Platinum Series X	Polyester	-40	180	150	-40	82	66	2.76	13.48	Yes
<b>Non-Standard Materials</b>											
AS	Anti-Static	Polyester	0	180	NR	-18	82	NR	2.76	13.48	No
BSM	Black Cut Resistant	Polyester	-40	180	150	-40	82	66	2.76	13.48	No
FRPLUS	Flame Retardant Low Friction	Acetal	0	180	140	-18	82	60	3.04	14.85	No
HT	High Temperature	Polypropylene	40	220	212	4	104	100	1.85	9.03	Yes
P	Chemical Resistant	Polyester	0	180	140	-18	82	60	2.76	13.48	Yes
PS	Platinum Series	Polyester	-40	180	150	-40	82	66	2.76	13.48	Yes
WHP	White High Performance	Polyester	-40	180	150	-40	82	66	2.76	13.48	Yes
WX	Green Abrasion Resistant Polyamide	Acetal	-40	220	NR	-40	104	NR	2.70	13.18	No

### Regulatory Information

The Food and Drug Administration (FDA) accepts certain materials for direct food contact. FDA approved material is compliant to FDA 21 CFR § 177.

Rexnord, MatTop, Dry-PT, FRPLUS, HP, TwistLock, Platinum Series, Platinum Series X, PS and PSX are trademarks of Rexnord Corporation.

All rights reserved.

U.S. Patent: 5335768

### Additional Notes

Non-Standard products are non-returnable. Minimum order quantity and additional setup charges may also apply.

Stocked in 120 pitch, 10 ft (3.048 m) length strands.

Open area = 3.0%.

Stainless steel pins are available on a made-to-order basis.

WX7705-15 is supplied as bricked assembly.

Chain strength is based on acetal-based materials and listed at room temperature. NR = Not Recommended.

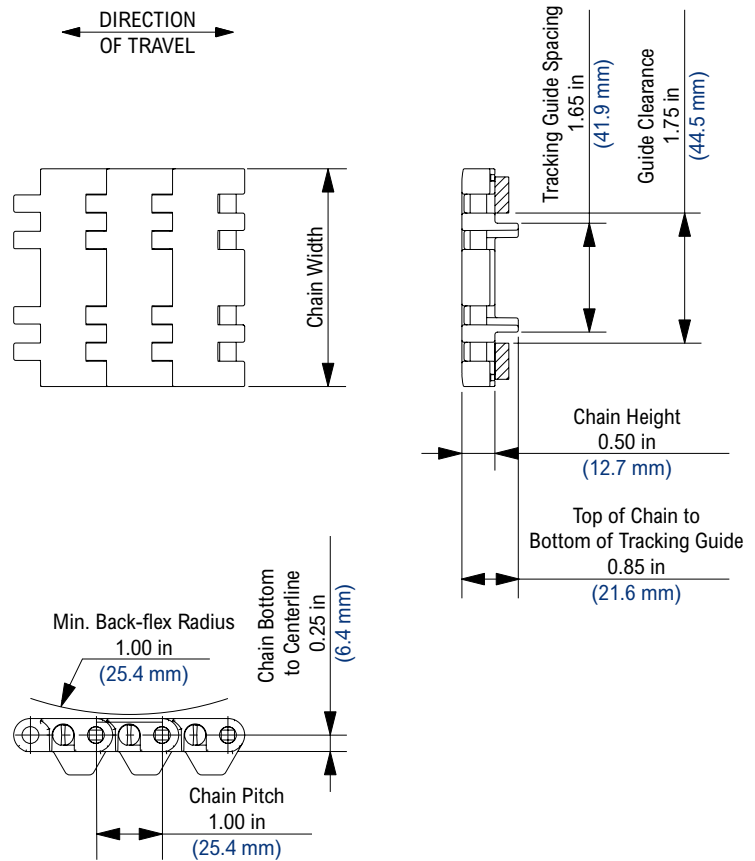
For additional material information, see material portfolio.



## 7705 (MTW) PT



Photo shows 7705 Molded-to-Width (MTW) MatTop Chain with Positrack (PT) Tracking Guides molded in High Performance (HP) material.



### Chain Information

desc	Chain Width		Number of Sprockets	Chain Strength	
	in	mm		lbs	N
3 1/4	3.25	82.6	1	685	3,047
4 1/2	4.50	114.3	1	1,025	4,559
7 1/2	7.50	190.5	2	1,750	7,784

### Available Materials

Prefix	Chain Material	Standard Pin Material	Temperature						Approximate Weight		FDA Approval
			Fahrenheit			Celsius			lbs/ft <sup>2</sup>	kg/m <sup>2</sup>	
			min	max		min	max				
			dry	wet		dry	wet				
<b>Standard Materials</b>											
DKA	Abrasion Resistant Composite	Polyester	0	180	150	-18	82	66	2.76	13.48	Yes
Dry-PT	Dry PET Low Friction	Polyester	-40	180	150	-40	82	66	2.76	13.48	Yes
HP	High Performance	Polyester	-40	180	150	-40	82	66	2.76	13.48	Yes
PSX	Platinum Series X	Polyester	-40	180	150	-40	82	66	2.76	13.48	Yes
WX	Green Abrasion Resistant Polyamide	Acetal	-40	220	NR	-40	104	NR	2.70	13.18	No
<b>Non-Standard Materials</b>											
AS	Anti-Static	Polyester	0	180	NR	-18	82	NR	2.76	13.48	No
BSM	Black Cut Resistant	Polyester	-40	180	150	-40	82	66	2.76	13.48	No
FRPLUS	Flame Retardant Low Friction	Acetal	0	180	140	-18	82	60	3.04	14.85	No
HT	High Temperature	Polypropylene	40	220	212	4	104	100	1.85	9.03	Yes
P	Chemical Resistant	Polyester	0	180	140	-18	82	60	2.76	13.48	Yes
PS	Platinum Series	Polyester	-40	180	150	-40	82	66	2.76	13.48	Yes
WHP	White High Performance	Polyester	-40	180	150	-40	82	66	2.76	13.48	Yes

### Regulatory Information

The Food and Drug Administration (FDA) accepts certain materials for direct food contact. FDA approved material is compliant to FDA 21 CFR § 177.

Rexnord, MatTop, Dry-PT, FRPLUS, HP, TwistLock, Platinum Series, Platinum Series X, PS and PSX are trademarks of Rexnord Corporation.

All rights reserved.

U.S. Patent: 5335768

### Additional Notes

Non-Standard products are non-returnable. Minimum order quantity and additional setup charges may also apply.

Stocked in 120 pitch, 10 ft (3.048 m) length strands.

Open area = 3.0%.

Stainless steel pins are available on a made-to-order basis.

NS7700-21T and NS7700-31T sprockets may not be compatible with 7705/6 MTW PT due to bore adapters that can interfere with the chains' positrack.

Chain strength is based on acetal-based materials and listed at room temperature. NR = Not Recommended.

For additional material information, see material portfolio.

## 7705 (MTW) PT


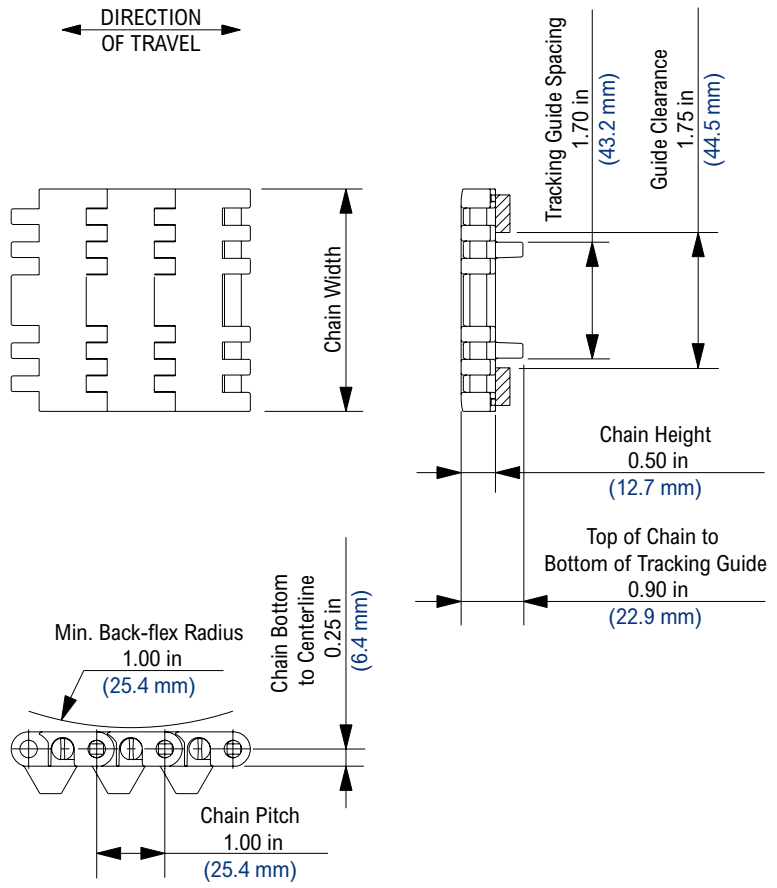


Photo shows Metric 7705 Molded-to-Width (MTW) MatTop Chain with Positrack (PT) Tracking Guides molded in High Performance (HP) material.

### Chain Information

Chain Width			Number of Sprockets	Chain Strength	
desc	in	mm		lbs	N
84 MM	3.31	84.0	1	685	3,047



### Available Materials

Prefix	Chain Material	Standard Pin Material	Temperature						Approximate Weight		FDA Approval
			Fahrenheit			Celsius					
			min	max		min	max		lbs/ft <sup>2</sup>	kg/m <sup>2</sup>	
			dry	wet		dry	wet				
<b>Standard Materials</b>											
HP	High Performance	Polyester	-40	180	150	-40	82	66	2.76	13.48	Yes
PSX	Platinum Series X	Polyester	-40	180	150	-40	82	66	2.76	13.48	Yes
<b>Non-Standard Materials</b>											
PS	Platinum Series	Polyester	-40	180	150	-40	82	66	2.76	13.48	Yes

### Regulatory Information

The Food and Drug Administration (FDA) accepts certain materials for direct food contact. FDA approved material is compliant to FDA 21 CFR § 177.

Rexnord, MatTop, HP, TwistLock, Positrak, Platinum Series, Platinum Series X, PS and PSX are trademarks of Rexnord Corporation.

All rights reserved.

U.S. Patent: 5335768

### Additional Notes

Non-Standard products are non-returnable. Minimum order quantity and additional setup charges may also apply.

Stocked in 120 pitch, 10 ft (3.048 m) length strands.

Open area = 3.0%.

Stainless steel pins are available on a made-to-order basis.

Metric modules designated by orange plugs.

NS7700-21T and NS7700-31T sprockets may not be compatible with 7705 MTW PT due to bore adapters that can interfere with the chains' positrack.

Chain strength is based on acetal-based materials and listed at room temperature. NR = Not Recommended.

For additional material information, see material portfolio.

## 7705 RubberTop


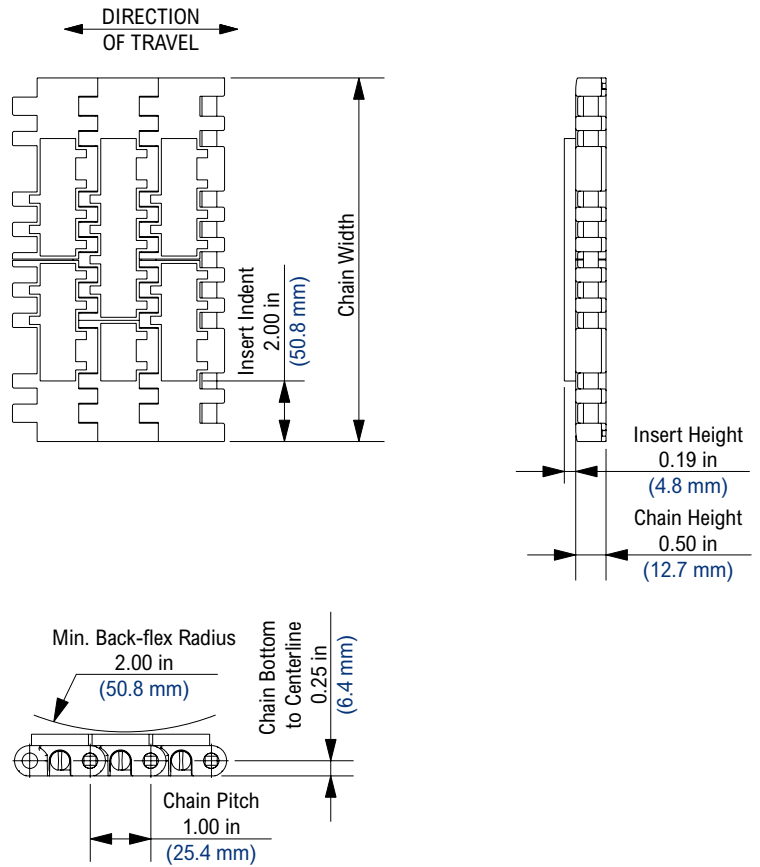


Photo shows 7705 RubberTop MatTop Chain molded in High Temperature Friction Top (HTF) material.



### Chain Information

Chain Capacity	Number of Sprockets	
	per ft of width	per m of width
0% - 50%	2	7
50% - 100%	4	13

### Available Materials

Prefix	Chain Material	Standard Pin Material	Temperature						Chain Strength		Approximate Weight		FDA Approval
			Fahrenheit			Celsius							
			min	max		min	max		lbs/ft	N/m	lbs/ft <sup>2</sup>	kg/m <sup>2</sup>	
<b>Standard Materials</b>													
HT	High Temperature	Polypropylene	40	180	140	4	104	100	1,800	26,262	2.17	10.59	Yes
GTC	Gray Tough Composite	Acetal	0	180	140	-18	82	60	2,200	32,098	2.63	12.84	No

### Regulatory Information

The Food and Drug Administration (FDA) accepts certain materials for direct food contact. FDA approved material is compliant to FDA 21 CFR § 177.

Rexnord, MatTop, TwistLock and RubberTop are trademarks of Rexnord Corporation.

All rights reserved.

### Additional Notes

For chain width information see Rexnord Chain Width Table on page 333.

Open area = 3.0%.

TC links are molded with 50 Shore A urethane friction pads.

HT links are molded with 50 Shore A TPE friction pads.

TCFmodules are designated by black plugs.

Stainless steel pins are available on a made-to-order basis.

Chain strength is listed at room temperature. NR = Not Recommended.

For additional material information, see material portfolio.

## 7705 SuperGrip (MTW)


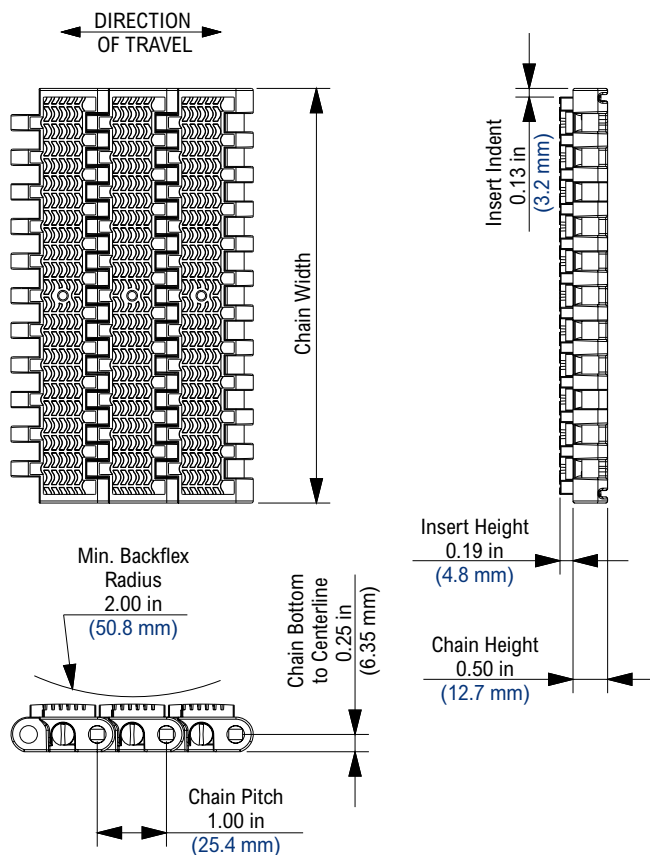


Photo shows 7705 SuperGrip Molded-to-Width (MTW) MatTop Chain molded in Touch Composite Friction Top (TCF) material.

### Chain Information

desc	Chain Width		Number of Sprockets	Chain Strength	
	in	mm		lbs	N
4	4.00	101.6	1	700	3,144
6	6.00	152.4	2	1,100	4,893



### Available Materials

Prefix	Chain Material	Standard Pin Material	Temperature						Approximate Weight		FDA Approval
			Fahrenheit			Celsius					
			min	max		min	max		lbs/ft <sup>2</sup>	kg/m <sup>2</sup>	
<b>Standard Materials</b>											
HT	High Temperature	Polypropylene	40	180	140	4	104	100	2.17	10.59	Yes
GTC	Gray Tough Composite	Acetal	0	180	140	-18	82	60	2.63	12.84	No

### Regulatory Information

The Food and Drug Administration (FDA) accepts certain materials for direct food contact. FDA approved material is compliant to FDA 21 CFR § 177.

Rexnord, MatTop, TwistLock and SuperGrip are trademarks of Rexnord Corporation.

All rights reserved.

U.S. Patent: 5335768

### Additional Notes

For chain width information see Rexnord Chain Width Table on page 333.

Open area = 3.0%.

GTC links are molded with 50 Shore A urethane friction pads.

HT links are molded with 50 Shore A TPE friction pads.

GTC modules are designated by black plugs.

Stainless steel pins are available on a made-to-order basis.

Chain strength is based on Tough Composite material at room temperature.

NR = Not Recommended.

For additional material information, see material portfolio.

# 7705SG SuperGrip


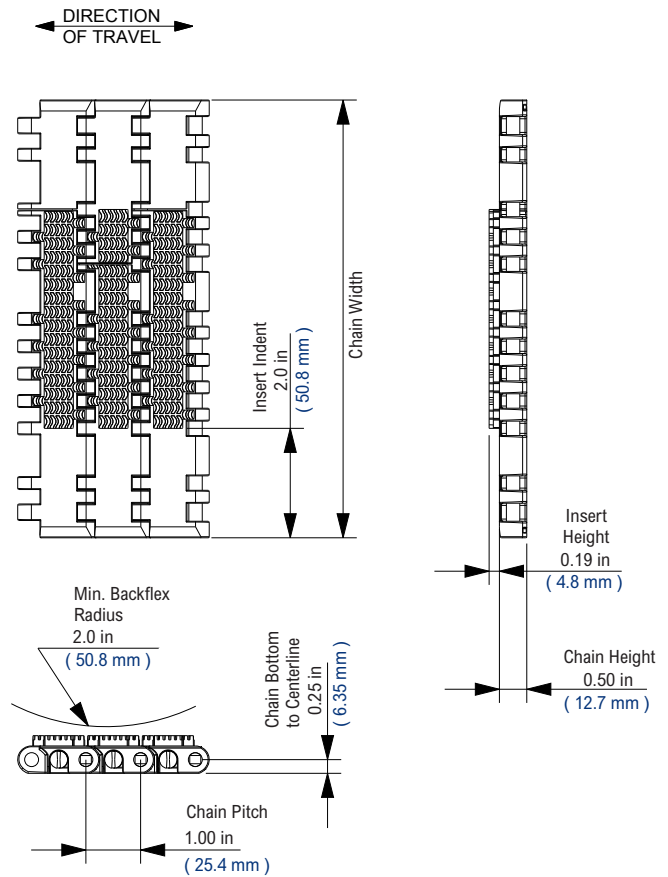


Photo shows 7705SG Assembled-to-Width (ATW) MatTop Chain molded in High Temperature Friction Top (HTF) material.

## Chain Information

Chain Capacity	Number of Sprockets	
	per ft of width	per m of width
0% - 50%	2	7
50% - 100%	4	13



## Available Materials

Prefix	Chain Material	Standard Pin Material	Temperature						Chain Strength		Approximate Weight		FDA Approval
			Fahrenheit			Celsius			lbs/ft	N/m	lbs/ft <sup>2</sup>	kg/m <sup>2</sup>	
			min	max		min	max						
				dry	wet		dry	wet					
<b>Standard Materials</b>													
HT	High Temperature	Polypropylene	40	180	140	4	104	100	1,800	26,262	2.17	10.59	Yes
GTC	Gray Tough Composite	Acetal	0	180	140	-18	82	60	2,200	32,098	2.63	12.84	No

## Regulatory Information

The Food and Drug Administration (FDA) accepts certain materials for direct food contact. FDA approved material is compliant to FDA 21 CFR § 177.

Rexnord, MatTop, TwistLock, SuperGrip are trademarks of Rexnord Corporation.

All rights reserved.

## Additional Notes

For chain width information see Rexnord Chain Width Table on page 333.

Open area = 3.0%.

TCF links are molded with 50 Shore A urethane friction pads.

HTF links are molded with 50 Shore A TPE friction pads.

TCF modules are designated by black plugs.

Stainless steel pins are available on a made-to-order basis.

Chain strength is listed at room temperature. NR = Not Recommended.

For additional material information, see material portfolio.



# 7705 DTS PT


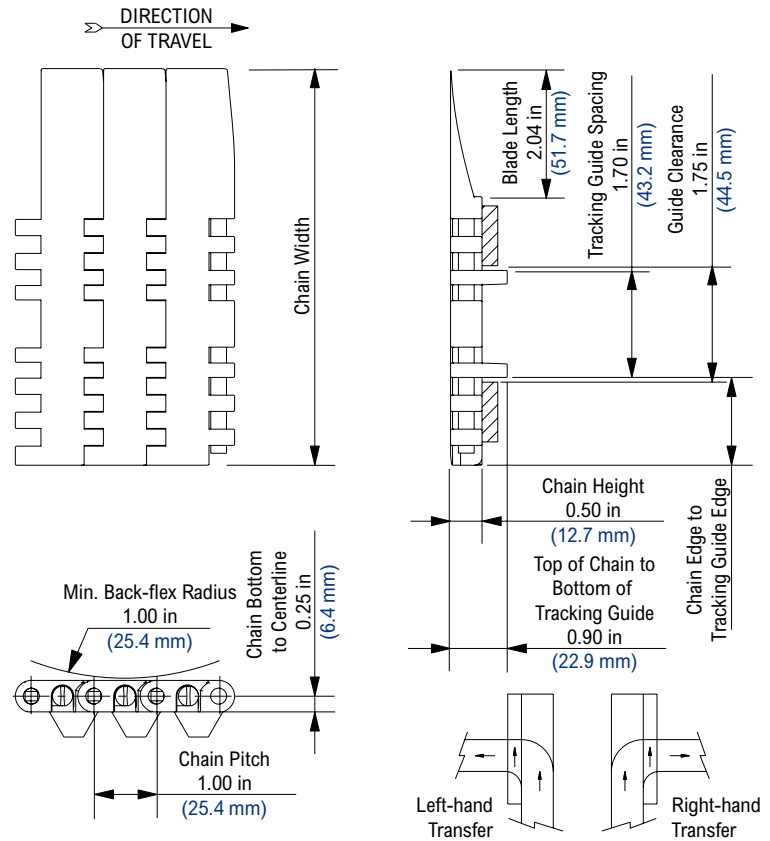


Photo shows 7705 MatTop Chain with DynamicTransfer System (DTS) and Positrack (PT) Tracking Guides molded in High Performance (HP) material.

### Chain Information

Chain Width			Chain Edge to Tracking Guide Edge		Number of Sprockets	Chain Strength	
desc	in	mm	in	mm		lbs	N
4 1/2	6.30	160.0	1.40	35.6	1	1,025	4,559
7 1/2	9.30	236.2	2.90	73.7	2	1,750	7,784



### Available Materials

Prefix	Chain Material	Standard Pin Material	Temperature						Approximate Weight		FDA Approval
			Fahrenheit			Celsius			lbs/ft <sup>2</sup>	kg/m <sup>2</sup>	
			min	max		min	max				
<b>Standard Materials</b>											
Dry-PT	Dry PET Low Friction	Polyester	-40	180	150	-40	82	66	2.76	13.48	Yes
HP	High Performance	Polyester	-40	180	150	-40	82	66	2.76	13.48	Yes
HT	High Temperature	Polypropylene	40	220	212	4	104	100	1.85	9.03	Yes
PSX	Platinum Series X	Polyester	-40	180	150	-40	82	66	2.76	13.48	Yes
<b>Non-Standard Materials</b>											
DKA	Abrasion Resistant Composite	Polyester	0	180	150	-18	82	66	2.76	13.48	Yes
FRPLUS	Flame Retardant Low Friction	Acetal	0	180	140	-18	82	60	3.04	14.85	No
PS	Platinum Series	Polyester	-40	180	150	-40	82	66	2.76	13.48	Yes
WX	Green Abrasion Resistant Polyamide	Acetal	-40	220	NR	-40	104	NR	2.70	13.18	No

### Regulatory Information

The Food and Drug Administration (FDA) accepts certain materials for direct food contact. FDA approved material is compliant to FDA 21 CFR § 177.

Rexnord, MatTop, Dry-PT, TwistLock, DynamicTransfer System, DTS, HP, Positrack, Platinum Series, Platinum Series X, PS and PSX are trademarks of Rexnord Corporation.

All rights reserved.

U.S. Patents: 5335768, 5634550

### Additional Notes

Non-Standard products are non-returnable. Minimum order quantity and additional setup charges may also apply.

Stocked in 120 pitch, 10 ft (3.048 m) length strands.

Available in both left-hand and right-hand modules.

Also known as single module DTS.

Chain strength is based on acetal-based materials and listed at room temperature. NR = Not Recommended.

For additional material information, see material portfolio.



# 7705 DTS-R PT


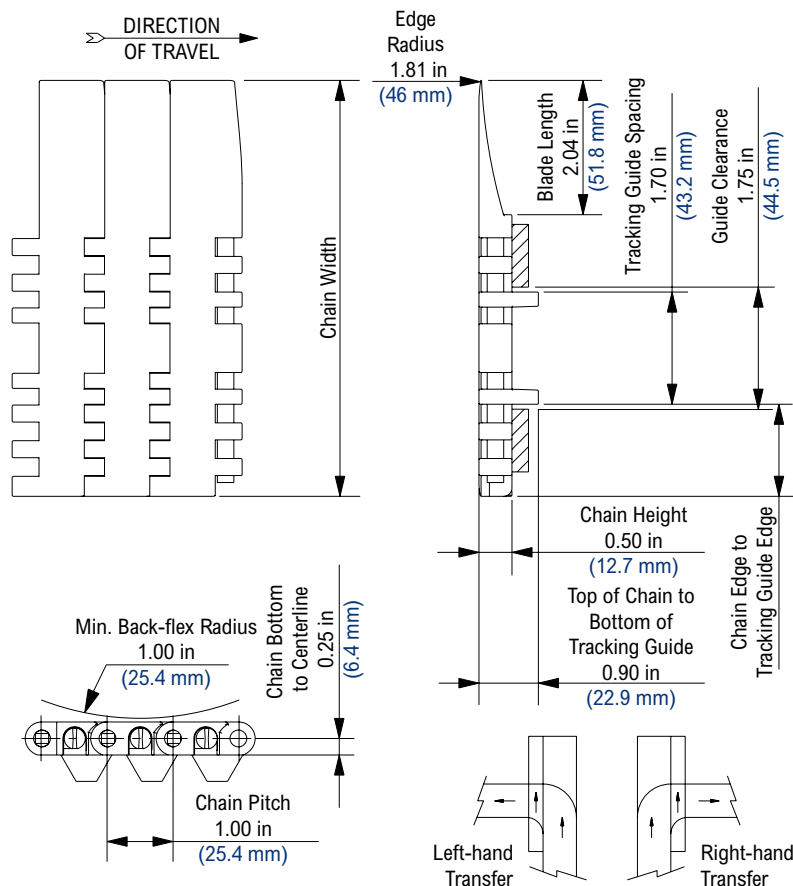


Photo shows 7705 MatTop Chain with Radius-Blade DynamicTransfer System (DTS-R) and Positrack (PT) Tracking Guides molded in High Performance (HP) material.

## Chain Information

Chain Width	Chain Edge to Tracking Guide Edge		Number of Sprockets	Chain Strength			
	desc	in		mm	in	mm	lbs
4 1/2	6.30	160	1.40	35.6	1	1,025	4,559
7 1/2	9.30	236.2	2.90	73.7	2	1,750	7,784



## Available Materials

Prefix	Chain Material	Standard Pin Material	Temperature						Approximate Weight		FDA Approval
			Fahrenheit			Celsius					
			min	max		min	max		lbs/ft <sup>2</sup>	kg/m <sup>2</sup>	
<b>Standard Materials</b>											
HP	High Performance	Polyester	-40	180	150	-40	82	66	2.76	13.48	Yes
PSX	Platinum Series X	Polyester	-40	180	150	-40	82	66	1.30	6.35	Yes

## Regulatory Information

The Food and Drug Administration (FDA) accepts certain materials for direct food contact. FDA approved material is compliant to FDA 21 CFR § 177.

Rexnord, MatTop, TwistLock, DynamicTransfer System, DTS, HP, Positrack, Platinum Series X and PSX are trademarks of Rexnord Corporation.

All rights reserved.

U.S. Patents: 5335768, 5634550

## Additional Notes

Stocked in 120 pitch, 10 ft (3.048 m) length strands.

Available in both left-hand and right-hand modules.

DTS-R's radius blade, designated by blue plugs, optimizes the transfer of unstable products when conveying onto blade.

NS7700-21T and NS7700-31T sprockets may not be compatible with 7705 MTW PT due to bore adapters that can interfere with the chains' positrack.

Chain strength is based on acetal-based materials and listed at room temperature. NR = Not Recommended.

For additional material information, see material portfolio.

# 7706


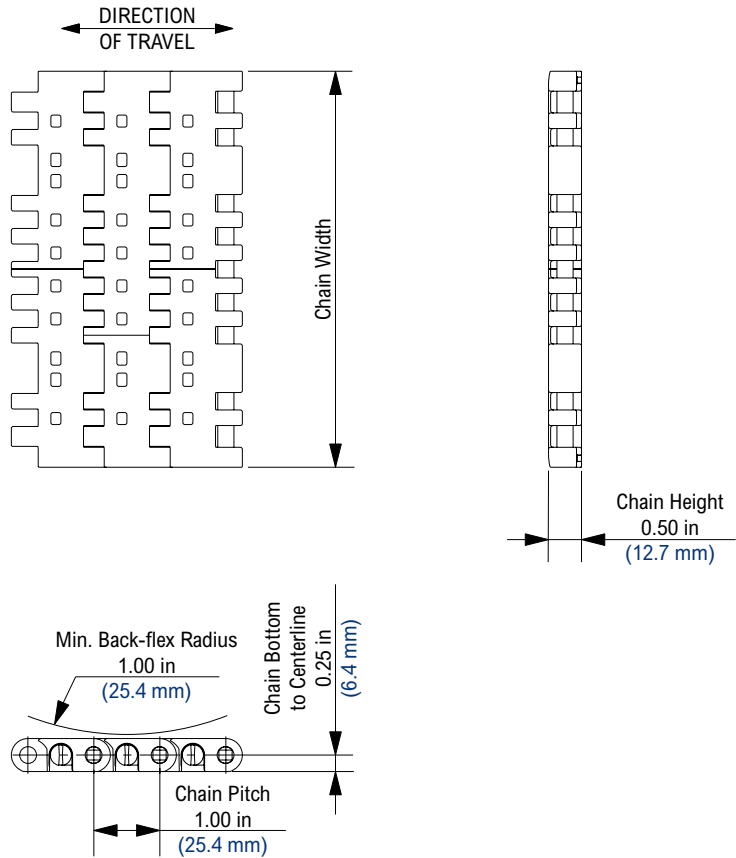


Photo shows 7706 MatTop Chain molded in High Performance (HP) material.



### Chain Information

Chain Capacity	Number of Sprockets	
	per ft of width	per m of width
0% - 50%	2	7
50% - 100%	4	13

### Available Materials

Prefix	Chain Material	Standard Pin Material	Temperature						Chain Strength		Approximate Weight		FDA Approval
			Fahrenheit			Celsius							
			min	max		min	max		lbs/ft	N/m	lbs/ft <sup>2</sup>	kg/m <sup>2</sup>	
<b>Standard Materials</b>													
FRPLUS	Flame Retardant Low Friction	Acetal	0	+180	+140	-18	+82	+60	1,475	21,521	2.97	14.50	No
HP	High Performance	Polyester	-40	180	150	-40	82	66	2,950	43,041	2.70	13.18	Yes
HT	High Temperature	Polypropylene	40	220	212	4	104	100	1,800	26,262	1.85	9.03	Yes
<b>Non-Standard Materials</b>													
AS	Anti-Static	Polyester	0	180	NR	-18	82	NR	1,770	25,824	2.70	13.18	No
PSX	Platinum Series X	Polyester	-40	+180	+150	-40	+82	+66	2,950	43,041	2.76	13.48	Yes

### Regulatory Information

The Food and Drug Administration (FDA) accepts certain materials for direct food contact. FDA approved material is compliant to FDA 21 CFR § 177.

Rexnord, MatTop, FRPLUS, HP, TwistLock, Platinum Series X and PSX are trademarks of Rexnord Corporation.

All rights reserved.

U.S. Patent: 5335768

### Additional Notes

Non-Standard products are non-returnable. Minimum order quantity and additional setup charges may also apply.

For chain width information see Rexnord Chain Width Table on page 333. Open area = 8.0%.

Stainless steel pins are available on a made-to-order basis.

Chain strength is listed at room temperature. NR = Not Recommended.

For additional material information, see material portfolio.

# 7706 (MTW)


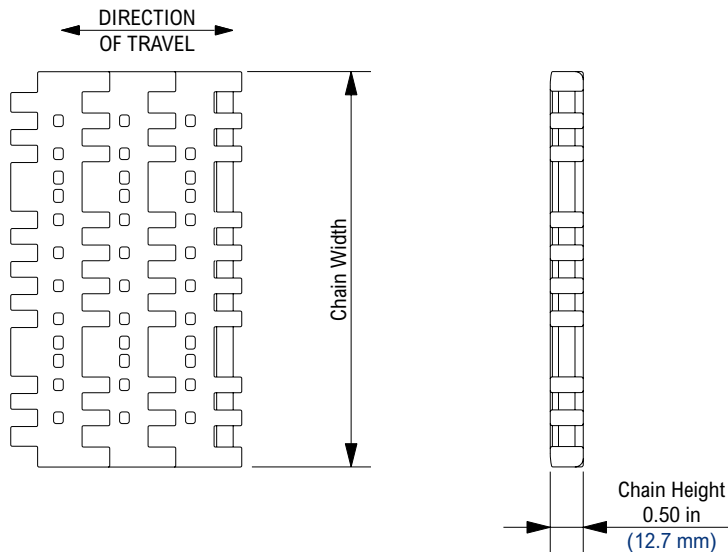
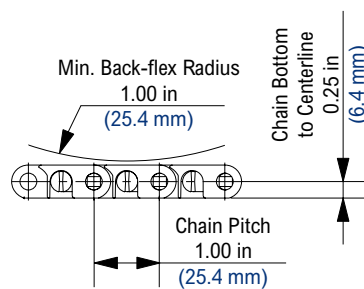


Photo shows 7706 Molded-to-Width (MTW) MatTop Chain molded in High Performance (HP) material.



### Chain Information

Chain Width			Number of Sprockets	Chain Strength	
desc	in	mm		lbs	N
3 1/4	3.25	82.6	1	685	3,047
4 1/2	4.50	114.3	1	1,025	4,559
6	6.00	152.4	2	1,475	6,561
7 1/2	7.50	190.5	2	1,750	7,784
15	15.00	381.0	3	3,400	15,124



### Available Materials

Prefix	Chain Material	Standard Pin Material	Temperature						Approximate Weight		FDA Approval
			Fahrenheit			Celsius			lbs/ft <sup>2</sup>	kg/m <sup>2</sup>	
			min	max		min	max				
	dry	wet		dry	wet		dry	wet			
<b>Standard Materials</b>											
HP	High Performance	Polyester	-40	180	150	-40	82	66	2.70	13.18	Yes
<b>Non-Standard Materials</b>											
AS	Anti-Static	Polyester	0	180	NR	-18	82	NR	2.70	13.18	No
FRPLUS	Flame Retardant Low Friction	Acetal	0	180	140	-18	82	60	2.97	14.50	No
PS	Platinum Series	Polyester	-40	180	150	-40	82	66	2.70	13.18	Yes

### Regulatory Information

The Food and Drug Administration (FDA) accepts certain materials for direct food contact. FDA approved material is compliant to FDA 21 CFR § 177.

Rexnord, MatTop, TwistLock, FRPLUS, HP, Platinum Series and PS are trademarks of Rexnord Corporation.

All rights reserved.

U.S. Patent: 5335768

### Additional Notes

Non-Standard products are non-returnable. Minimum order quantity and additional setup charges may also apply.

For chain width information see Rexnord Chain Width Table on page 333. Open area = 8.0%.

Stainless steel pins are available on a made-to-order basis.

WX7706-15 is supplied as a bricked assembly.

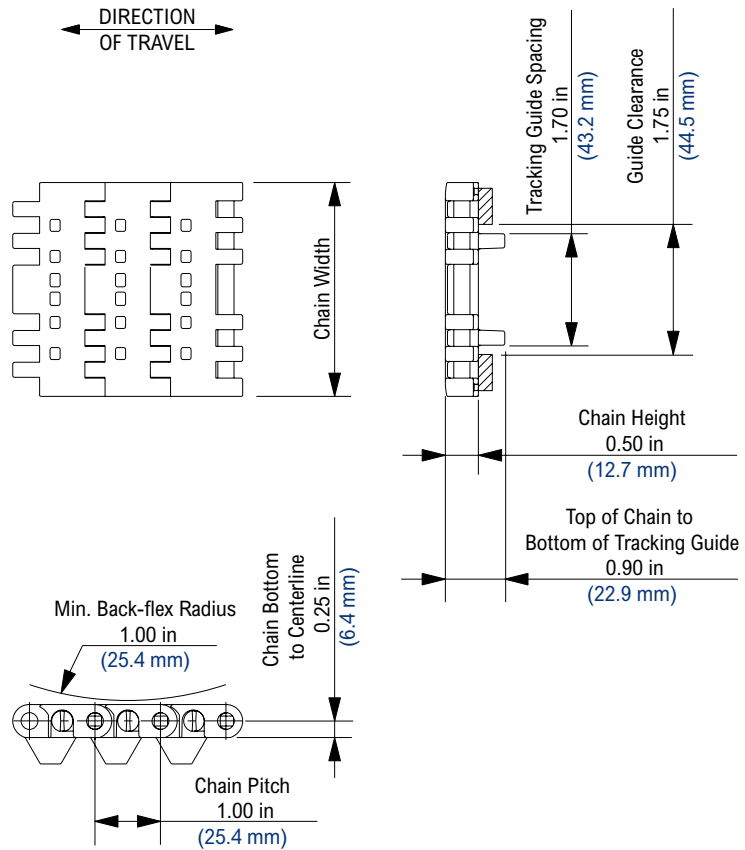
Chain strength is based on acetal-based materials and listed at room temperature. NR = Not Recommended.

For additional material information, see material portfolio.

## 7706 (MTW) PT



Photo shows 7706 Molded-to-Width (MTW) MatTop Chain with Positrac (PT) Tracking Guides molded in High Performance (HP) material.



### Chain Information

Chain Width			Number of Sprockets	Chain Strength	
desc	in	mm		lbs	N
3 1/4	3.25	82.6	1	685	3,047
4 1/2	4.50	114.3	1	1,025	4,559
7 1/2	7.50	190.5	2	1,750	7,784

### Available Materials

Prefix	Chain Material	Standard Pin Material	Temperature						Approximate Weight		FDA Approval
			Fahrenheit			Celsius					
			min	max		min	max		lbs/ft <sup>2</sup>	kg/m <sup>2</sup>	
			dry	wet		dry	wet				
<b>Standard Materials</b>											
HP	High Performance	Polyester	-40	180	150	-40	82	66	2.70	13.18	Yes
<b>Non-Standard Materials</b>											
AS	Anti-Static	Polyester	0	180	NR	-18	82	NR	2.70	13.18	No
DKA	Abrasion Resistant Composite	Polyester	0	180	150	-18	82	66	2.70	13.18	Yes
FRPLUS	Flame Retardant Low Friction	Acetal	0	180	140	-18	82	60	2.97	14.50	No
PS	Platinum Series	Polyester	-40	180	150	-40	82	66	2.70	13.18	Yes

### Regulatory Information

The Food and Drug Administration (FDA) accepts certain materials for direct food contact. FDA approved material is compliant to FDA 21 CFR § 177.

Rexnord, MatTop, TwistLock, Positrac, FRPLUS, HP, Platinum Series and PS are trademarks of Rexnord Corporation.

All rights reserved.

U.S. Patent: 5335768

### Additional Notes

Non-Standard products are non-returnable. Minimum order quantity and additional setup charges may also apply.

For chain width information see Rexnord Chain Width Table on page 333. Open area = 8.0%.

Stainless steel pins are available on a made-to-order basis.

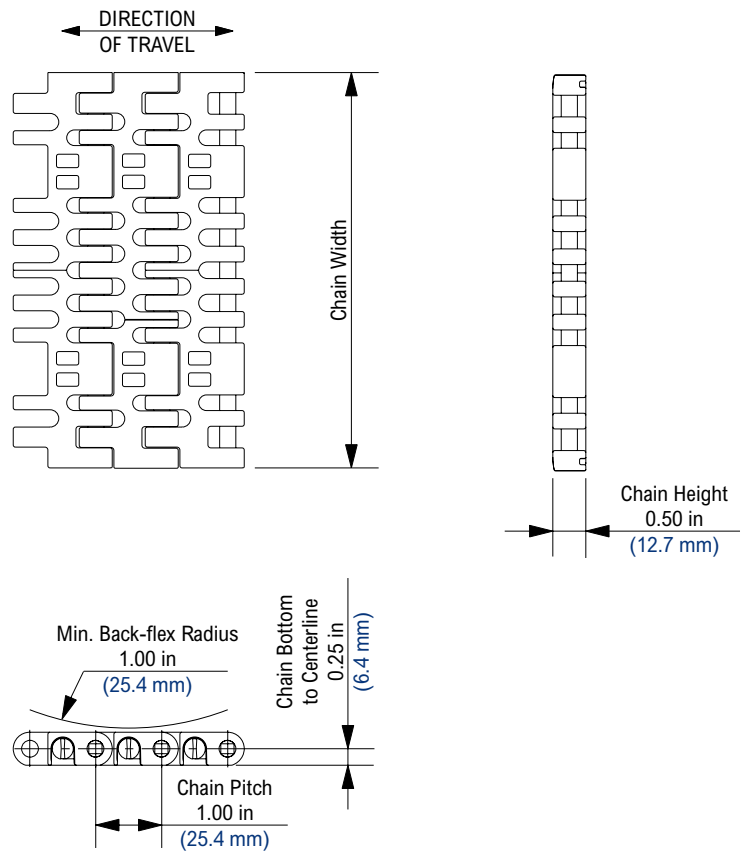
NS7700-21T and NS7700-31T sprockets may not be compatible with 7706 MTW PT due to bore adapters that can interfere with the chains' Positrac.

Chain strength is based on acetal-based materials and listed at room temperature. NR = Not Recommended.

For additional material information, see material portfolio.



Photo shows 7708 MatTop Chain molded in High Temperature (HT) material.



**Chain Information**

Chain Capacity	Number of Sprockets	
	per ft of width	per m of width
0% - 50%	2	7
50% - 100%	4	13

**Available Materials**

Prefix	Chain Material	Standard Pin Material	Temperature						Chain Strength		Approximate Weight		FDA Approval
			Fahrenheit			Celsius							
			min	max		min	max		lbs/ft	N/m	lbs/ft <sup>2</sup>	kg/m <sup>2</sup>	
<b>Standard Materials</b>													
HP	High Performance	Polyester	-40	180	150	-40	82	66	2,950	43,041	2.38	11.62	Yes
HT	High Temperature	Polypropylene	40	220	212	4	104	100	1,800	26,262	1.60	7.81	Yes
<b>Non-Standard Materials</b>													
KHT	Khaki High Temperature	Polypropylene	40	220	212	4	104	100	1,800	26,262	1.60	7.81	Yes
USP	Ultra Stabilized Polypropylene	Polypropylene	40	220	212	4	104	100	1,800	26,262	1.60	7.81	No
WHT	White High Temperature	Polypropylene	40	220	212	4	104	100	1,800	26,262	1.60	7.81	Yes
WLT	White Low Temperature	Polyethylene	-100	80	80	-73	27	27	800	11,672	1.60	7.81	Yes

**Regulatory Information**

The Food and Drug Administration (FDA) accepts certain materials for direct food contact. FDA approved material is compliant to FDA 21 CFR § 177. Rexnord, MatTop, TwistLock and HP are trademarks of Rexnord Corporation. All rights reserved. U.S. Patent: 5335768

**Additional Notes**

Non-Standard products are non-returnable. Minimum order quantity and additional setup charges may also apply. For chain width information see Rexnord Chain Width Table on page 333. Open area = 20.0%. Stainless steel pins are available on a made-to-order basis. Chain strength is listed at room temperature. NR = Not Recommended. For additional material information, see material portfolio.



# 7743


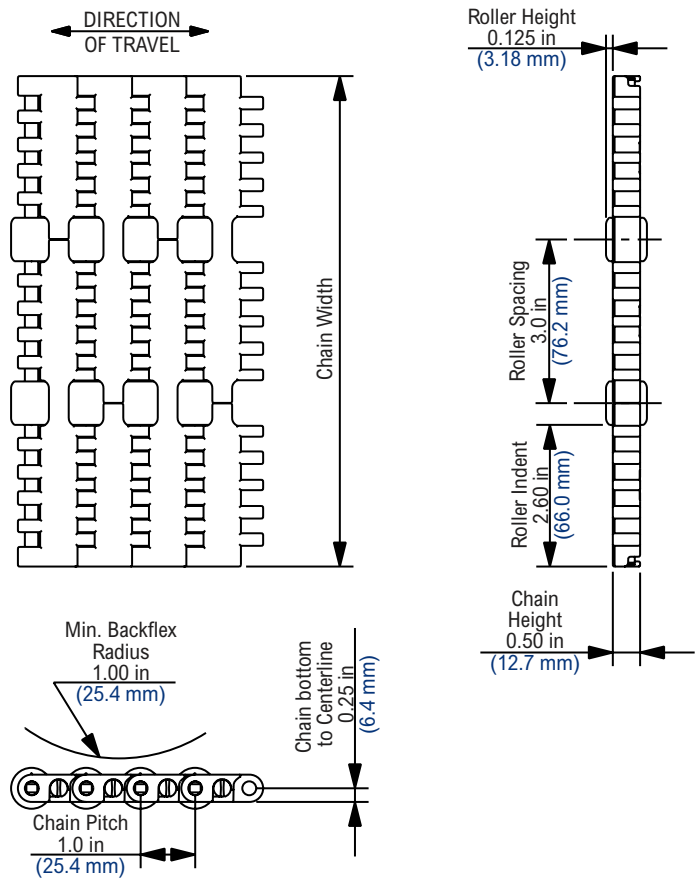


Photo shows 7743 MatTop Chain molded in High Temperature (HT) material

### Chain Information

Chain Capacity	Number of Sprockets	
	per ft of width	per m of width
0% - 50%	2	7
50% - 100%	4	13



### Available Materials

Prefix	Chain Material	Standard Pin Material	Temperature						Chain Strength		Approximate Weight		FDA Approval
			Fahrenheit			Celsius							
			min	max		min	max		lbs/ft	N/m	lbs/ft <sup>2</sup>	kg/m <sup>2</sup>	
<b>Standard Materials</b>													
HP	High Performance	Polyester	-40	180	150	-40	82	66	1,925	28,086	2.93	14.31	Yes
HT	High Temperature	Polyester	40	220	212	4	104	100	1,170	17,070	2.29	11.18	Yes

### Regulatory Information

The Food and Drug Administration (FDA) accepts certain materials for direct food contact. FDA approved material is compliant to FDA 21 CFR § 177. Rexnord, MatTop, TwistLock and HP are trademarks of Rexnord Corporation. All rights reserved.

### Additional Notes

For chain width information see Rexnord Chain Width Table on page 333.  
 Open area = 3.0%.  
 Chain is assembled with HP rollers.  
 Typical coefficient of friction between chain and product = 0.09.  
 Chain strength is listed at room temperature. NR = Not Recommended.  
 For additional material information, see material portfolio.




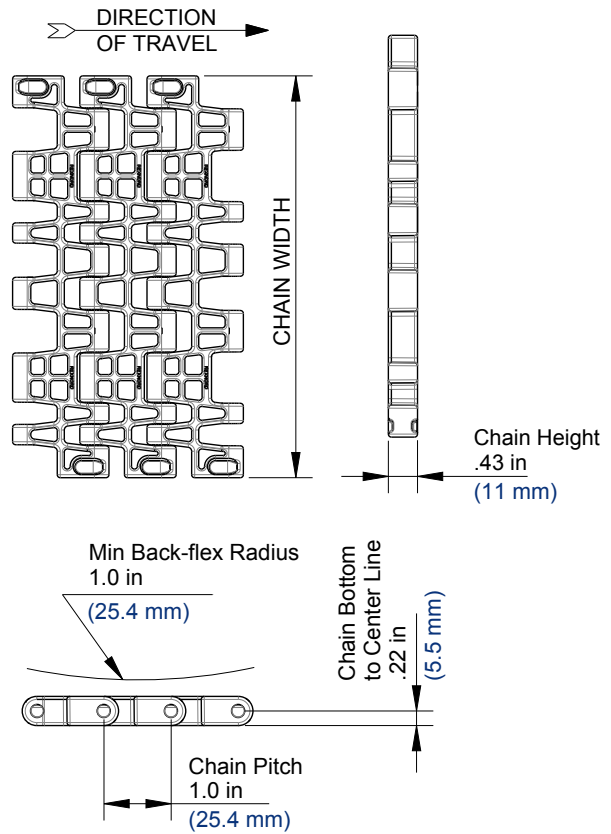


Photo shows 7748 MatTop Chain molded in HTX material.

**Chain Information**

Chain Capacity	Number of Sprockets	
	per ft of width	per m of width
0% - 50%	2	7
50% - 100%	4	13



**Available Materials**

Prefix	Chain Material	Standard Pin Material	Temperature						Chain Strength		Approximate Weight		FDA Approval
			Fahrenheit			Celsius			lbs/ft	N/m	lbs/ft <sup>2</sup>	kg/m <sup>2</sup>	
			min	max		min	max						
<b>Standard Materials</b>													
HTX™	Extreme High Temperature	Stainless Steel	-40	275	NR	-40	135	NR	1,600	23,357	2.12	10.36	No

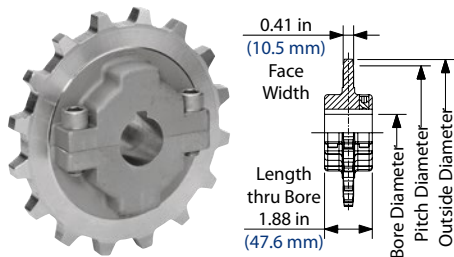
**Regulatory Information**

Rexnord, MatTop, and HTX are trademarks of Rexnord Corporation. All rights reserved.

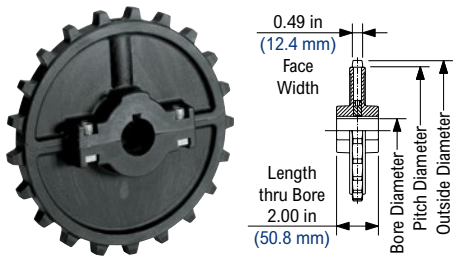
**Additional Notes**

For chain width information see Rexnord Chain Width Table on page 333. Open areas = 42%. Chain strength is listed at room temperature. Material is designed for surface temperatures up to 300° F. Primary application is entering and exiting 500° F heat shrink tunnel ovens. For additional material information, see material portfolio.

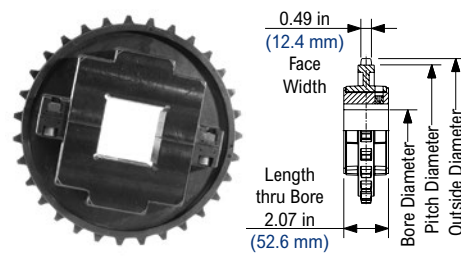
SSS7700 Stainless Steel Split Sprocket



NS7700 Thermoplastic Split Sprocket



NS7700 Thermoplastic Split Sprocket with Adapter



SSS7700 Stainless Steel Split Sprocket Information

Number of Teeth		Pitch Diameter		Outside Diameter		Bore Diameter (Shaft-Ready)								Bore Diameter (Round)				Approximate Weight	
						Round				Square				in		mm			
						in	mm	min	max	min	max	min	max	min	max	min	max		
actual	effect	in	mm	in	mm	min	max	min	max	min	max	min	max	min	max	min	max	lbs	kg
16	16	5.126	130.20	5.14	130.6	1	2	25	50	1	1	25	25	1	2	25	50	3.50	1.59
18	18	5.759	146.28	5.78	146.8	1	2	25	50	1	1	25	25	1	2	25	50	5.00	2.27
21	21	6.710	170.43	6.72	170.7	1	2 1/2	25	60	1	3 1/2*	25	90*	1	3 1/2	25	60	6.00	2.72

Shaft-ready round bore sprockets are shipped with keyway and no setscrew.

\* For the 21 tooth sprocket, the 3-1/2in and 90mm square bores and all round bores under 2in (50mm) are supplied as machined bores. All other bores are supplied with split bore adapters.

NS7700 Thermoplastic Split Sprocket Information

Number of Teeth		Pitch Diameter		Outside Diameter		Bore Diameter (Shaft-Ready)								Bore Diameter (Round)				Approximate Weight	
						Round				Square				in		mm			
						in	mm	min	max	min	max	min	max	min	max	min	max		
actual	effect	in	mm	in	mm	min	max	min	max	min	max	min	max	min	max	min	max	lbs	kg
16	16	5.126	130.20	5.14	130.6	1	1 5/8	25	40	-	-	-	-	1	1 5/8	25	40	0.73	0.33
18	18	5.759	146.28	5.78	146.8	1	1 5/8	25	40	-	-	-	-	1	1 5/8	25	40	0.84	0.38
21	21	6.710	170.43	6.72	170.7	1	1 5/8	25	40	3 1/2	3 1/2	90	90	1	1 5/8	25	40	0.97	0.44
31	31	9.885	251.08	9.93	252.2	2	4 1/2	50	120	2	4 1/2	50	120	2	4 1/2	50	120	3.72	1.69

Imperial shaft-ready round bore sprockets are shipped with keyway and setscrew. Metric shaft-ready round bore sprockets are shipped with keyway and no setscrew. Idler bores are designed to spin freely on the shaft.

NS7700 Thermoplastic Split Sprocket with Adapter Information

Number of Teeth		Pitch Diameter		Outside Diameter		Bore Diameter (Shaft-Ready)								Bore Diameter (Idler)				Approximate Weight	
						Round				Square				in		mm			
						in	mm	min	max	min	max	min	max	min	max	min	max		
actual	effect	in	mm	in	mm	min	max	min	max	min	max	min	max	min	max	min	max	lbs	kg
21	21	6.710	170.43	6.72	170.7	1 11/16	2 1/2	25	65	1	3	25	75	1 11/16	3	25	75	0.97	0.44
31	31	9.885	251.08	9.93	252.2	1	1 15/16	25	45	1	1 1/2	25	40	1	1 15/16	25	40	3.72	1.69

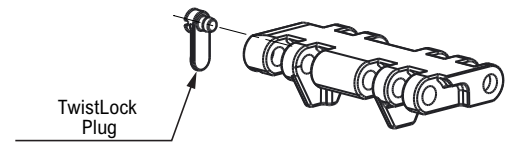
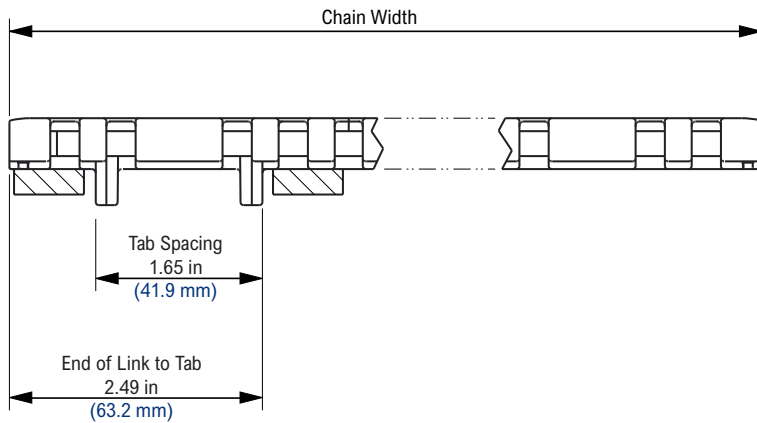
Imperial shaft-ready round bore sprockets are shipped with keyway and setscrew. Metric shaft-ready round bore sprockets are shipped with keyway and no setscrew. Idler bores are designed to spin freely on the shaft.

### End Module with Positrack Tracking Guides

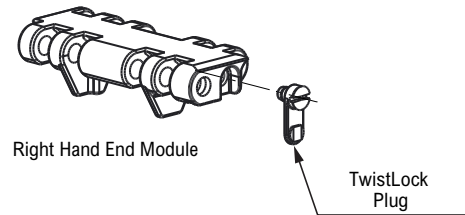
For 7705 Metric assembled-to-width chain only.

End modules may be positioned either on the left-hand or right-hand side of the chain.

End modules will be spaced every other pitch.



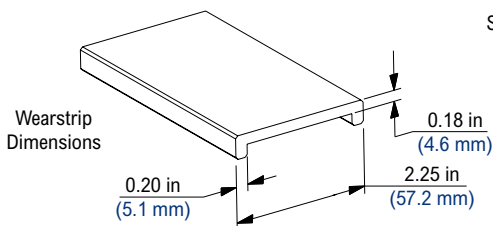
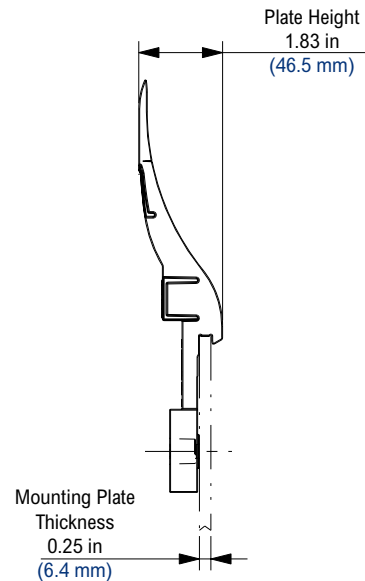
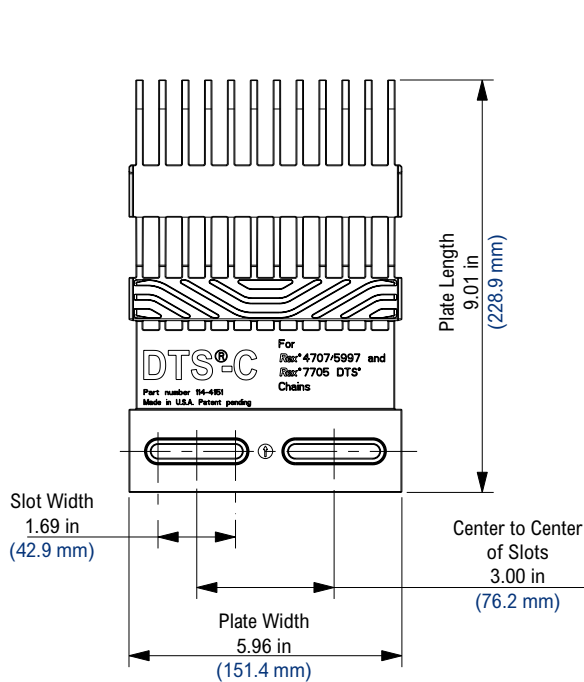
Left Hand End Module



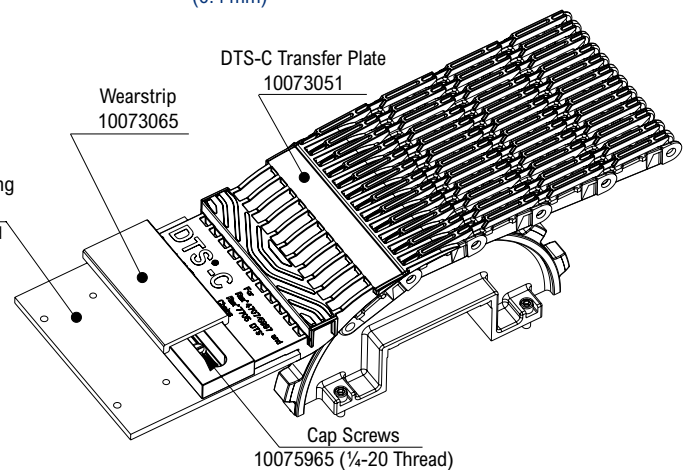
### DTS-C Transfer Comb Kit

Each kit includes one comb and two mounting screws.

Wearstrip is sold in 10 ft (3.048 m) lengths and is sold separately.



Steel Mounting Plate  
(Not Supplied By Rexnord)



# 7956 B


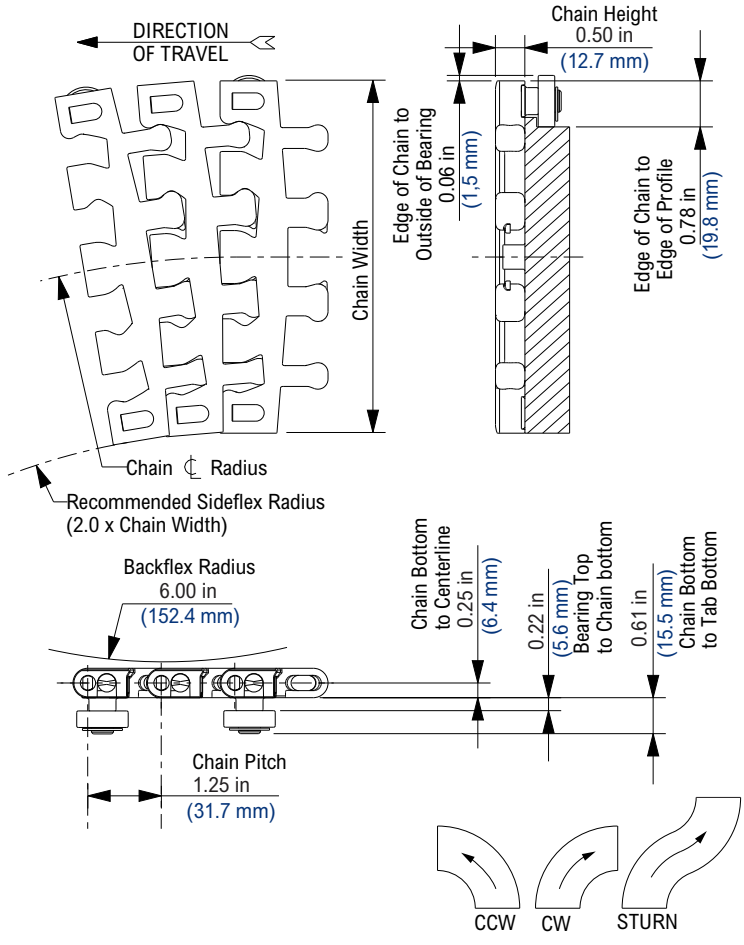


Photo shows 7956 B MatTop Chain with roller bearing attachment molded in High Performance (HP) material.



### Chain Information

desc	Chain Width		Guide Width		Number of Sprockets	Chain Strength	
	in	mm	in	mm		lbs	N
6	6.00	152.4	4.22	107.2	1	450	2,002
12	12.00	304.8	10.16	258.1	4	800	3,559
15	15.00	381.0	13.03	331.0	4	900	4,003
18	18.00	457.2	16.09	408.7	4	950	4,226
24	24.00	609.6	22.06	560.3	6	1,000	4,448
30	30.00	762.0	28.16	715.3	8	1,300	5,783

### Available Materials

Prefix	Chain Material	Standard Pin Material	Temperature						Approximate Weight		FDA Approval
			Fahrenheit			Celsius					
			min	max		min	max		lbs/ft <sup>2</sup>	kg/m <sup>2</sup>	
			dry	wet		dry	wet				
<b>Standard Materials</b>											
HP	High Performance	Polyester	-40	180	150	-40	82	66	2.38	11.62	Yes
<b>Non-Standard Materials</b>											
WSM	White Cut Resistant	Polyester	-40	180	150	-40	82	66	2.38	11.62	Yes
BSM	Black Cut Resistant	Polyester	-40	180	150	-40	82	66	2.38	11.62	No

### Regulatory Information

The Food and Drug Administration (FDA) accepts certain materials for direct food contact. FDA approved material is compliant to FDA 21 CFR § 177. Rexnord, RexFlex, MatTop and HP are trademarks of Rexnord Corporation. All rights reserved Patent Pending

### Additional Notes

Stocked in 48 pitch, 5 ft (1.520 m) length strands.  
 Open area = 16.0%  
 Stainless steel pins are standard with the 6 in (152.4 mm) width. All other widths come with polyester pins.  
 Also known as the RexFlex™.  
 Must specify turn direction i.e. HP7956B-15-ccw.  
 Carbon steel bearings are standard. Stainless steel bearings are available on a made-to-order basis for wet or high pressure wash applications.  
 Chain strength is listed at room temperature. NR = Not Recommended.  
 For CW & CCW chains inside radius supplied with NT Attachment.


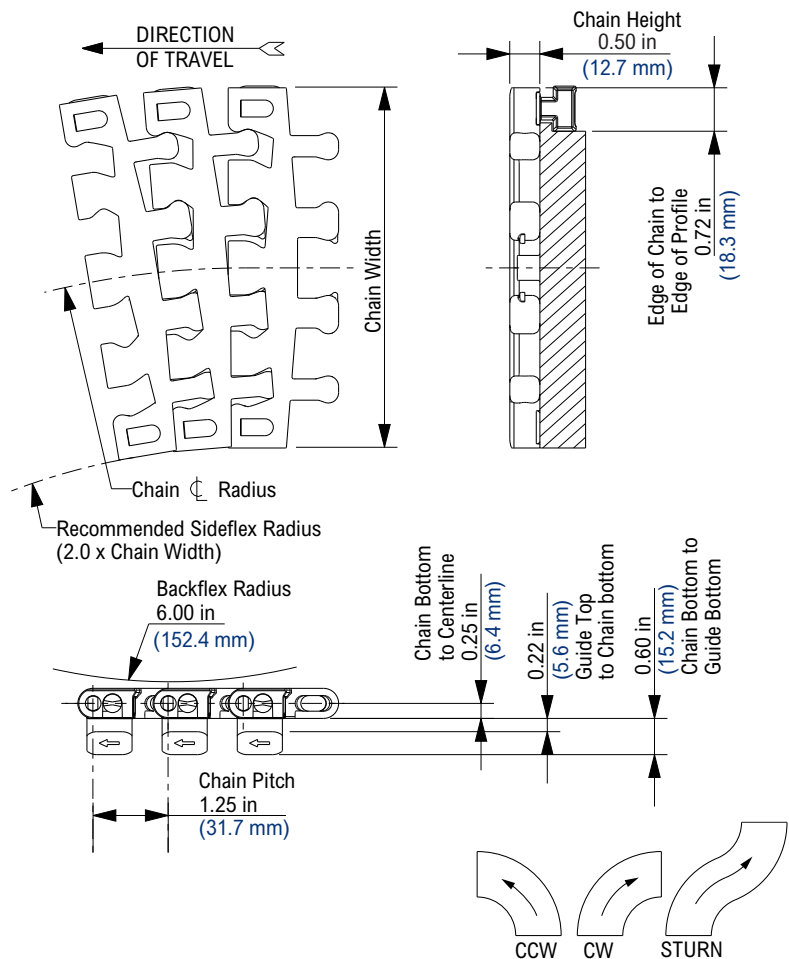


Photo shows 7956 MatTop Chain with Guide Tabs molded in High Performance (HP) material.



**Chain Information**

desc	Chain Width		Guide Width		Number of Sprockets	Chain Strength	
	in	mm	in	mm		lbs	N
6	6.00	152.4	4.34	110.2	1	450	2,002
12	12.00	304.8	10.28	261.1	4	800	3,559
15	15.00	381.0	13.13	335.5	4	900	4,003
18	18.00	457.2	16.19	411.2	4	950	4,226
24	24.00	609.6	22.16	562.9	6	1,000	4,448
30	30.00	762.0	28.28	718.3	8	1,300	5,783

**Available Materials**

Prefix	Chain Material	Standard Pin Material	Temperature						Approximate Weight		FDA Approval
			Fahrenheit			Celsius					
			min	max		min	max		lbs/ft <sup>2</sup>	Kg/m <sup>2</sup>	
<b>Standard Materials</b>											
HP	High Performance	Polyester	-40	180	150	-40	82	66	2.20	10.74	Yes
<b>Non-Standard Materials</b>											
DUV	Plain Acetal Ultraviolet Resistant	Polyester	0	180	150	-18	82	66	2.38	11.62	No

**Regulatory Information**

The Food and Drug Administration (FDA) accepts certain materials for direct food contact. FDA approved material is compliant to FDA 21 CFR § 177. Rexnord, RexFlex, MatTop and HP are trademarks of Rexnord Corporation. All rights reserved Patent Pending

**Additional Notes**

Stocked in 48 pitch, 5 ft (1.520 m) length strands.  
 Open area = 16.0%  
 Stainless steel pins are standard with the 6 in (152.4 mm) width. All other widths come with polyester pins.  
 Also known as the RexFlex.  
 Must specify turn direction i.e. HP7956B-15-ccw.  
 Carbon steel bearings are standard. Stainless steel bearings are available on a made-to-order basis for wet or high pressure wash applications.  
 Chain strength is listed at room temperature. NR = Not Recommended.  
 For CW & CCW chains inside radius supplied with NT Attachment.



# 7956 NT


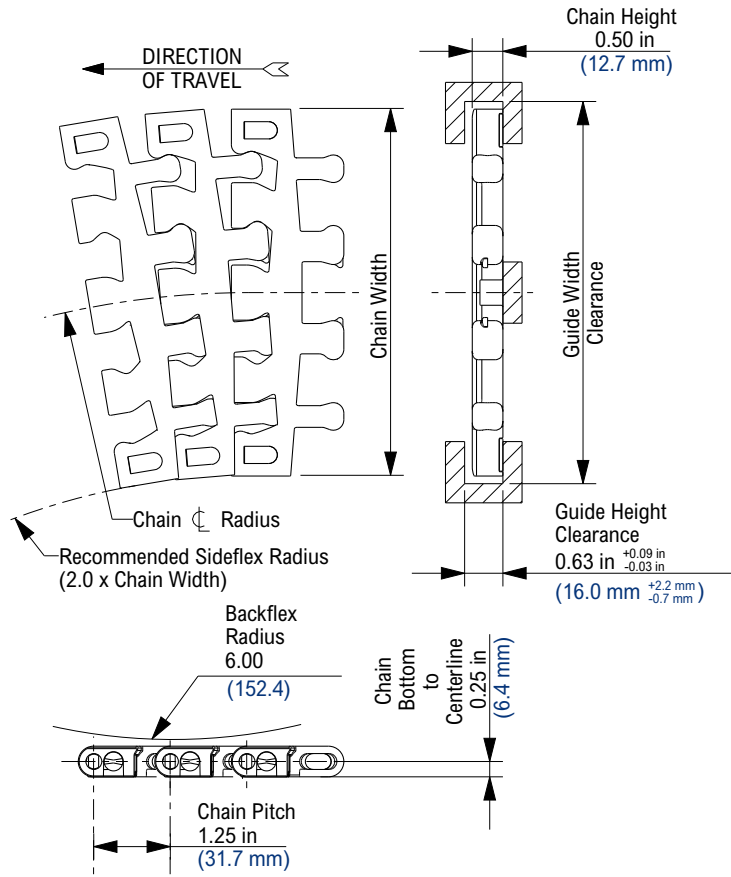


Photo shows 7956 without TABs MatTop Chain molded in High Performance (HP) material.



### Chain Information

desc	Chain Width		Guide Width		Number of Sprockets	Chain Strength	
	in	mm	in	mm		lbs	N
6	6.00	152.4	6.19	157.2	1	450	2,002
12	12.00	304.8	12.16	308.9	4	800	3,559
15	15.00	381.0	15.09	383.3	4	900	4,003
18	18.00	457.2	18.19	462.0	4	950	4,226
24	24.00	609.6	24.16	613.7	6	1,000	4,448
30	30.00	762.0	30.16	766.1	8	1,300	5,783

### Available Materials

Prefix	Chain Material	Standard Pin Material	Temperature						Approximate Weight		FDA Approval
			Fahrenheit			Celsius					
			min	max		min	max		lbs/ft <sup>2</sup>	Kg/m <sup>2</sup>	
			dry	wet		dry	wet				
<b>Standard Materials</b>											
HP	High Performance	Polyester	-40	180	150	-40	82	66	2.38	11.62	Yes
<b>Non-Standard Materials</b>											
PS	Platinum Series	Polyester	-40	180	150	-40	82	66	2.38	11.62	Yes
WHP	White High Performance	Polyester	-40	180	150	-40	82	66	2.38	11.62	Yes

### Regulatory Information

The Food and Drug Administration (FDA) accepts certain materials for direct food contact. FDA approved material is compliant to FDA 21 CFR § 177.

Rexnord, RexFlex, MatTop, Platinum Series, HP and PS are trademarks of Rexnord Corporation.

All rights reserved.

U.S. Patents: 6036001, 4436200

### Additional Notes

Stocked in 48 pitch, 5 ft (1.524 m) length strands.

Open area = 16.0%.

Stainless steel pins are standard with the 6 in (152.4 mm) width.

Also known as RexFlex chain.

Chain strength is listed at room temperature. NR = Not Recommended.

For additional material information, see material portfolio.



# 7956 TAB


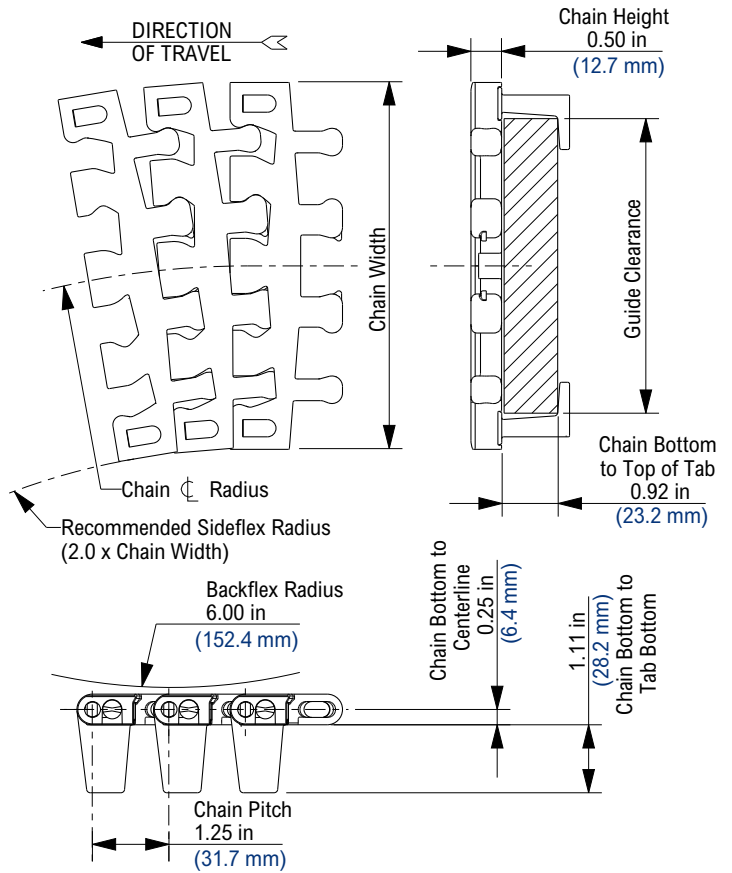


Photo shows 7956 TAB Molded-to-Width (MTW) MatTop Chain molded in High Performance (HP) material.



## Chain Information

desc	Chain Width		Guide Width		Number of Sprockets	Chain Strength	
	in	mm	in	mm		lbs	N
6	6.00	152.4	4.72	119.9	1	450	2,002
12	12.00	304.8	10.66	270.8	4	800	3,559
15	15.00	381.0	13.50	342.9	4	900	4,003
18	18.00	457.2	16.56	420.6	4	950	4,226
24	24.00	609.6	22.53	572.3	6	1,000	4,448
30	30.00	762.0	28.63	727.2	8	1,300	5,783

## Available Materials

Prefix	Chain Material	Standard Pin Material	Temperature						Approximate Weight		FDA Approval
			Fahrenheit			Celsius					
			min	max		min	max		lbs/ft <sup>2</sup>	Kg/m <sup>2</sup>	
<b>Standard Materials</b>											
HP	High Performance	Polyester	-40	180	150	-40	82	66	2.38	11.62	Yes
<b>Non-Standard Materials</b>											
PS	Platinum Series	Polyester	-40	180	150	-40	82	66	2.38	11.62	Yes
WHP	White High Performance	Polyester	-40	180	150	-40	82	66	2.38	11.62	Yes

## Regulatory Information

The Food and Drug Administration (FDA) accepts certain materials for direct food contact. FDA approved material is compliant to FDA 21 CFR § 177.

Rexnord, RexFlex, MatTop, Platinum Series, PS and HP are trademarks of Rexnord Corporation.

All rights reserved.

U.S. Patents: 6036001, 4436200

## Additional Notes

Non-Standard products are non-returnable. Minimum order quantity and additional setup charges may also apply.

Stocked in 48 pitch, 5 ft (1.524 m) length strands.

Open area = 16.0%.

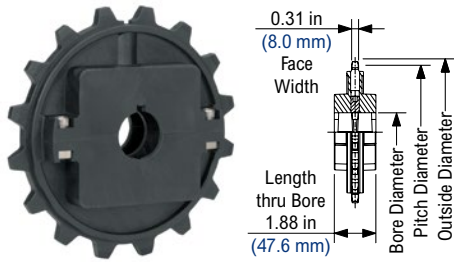
Stainless steel pins are standard with the 6 in (152.4 mm) width.

Also known as RexFlex chain.

Chain strength is listed at room temperature. NR = Not Recommended.

For additional material information, see material portfolio.

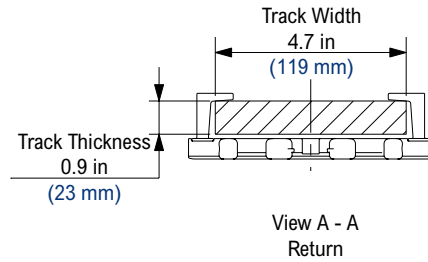
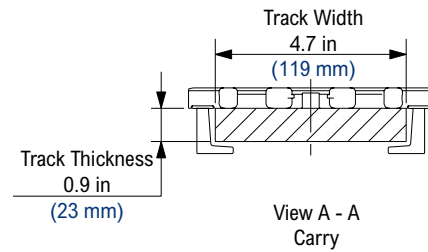
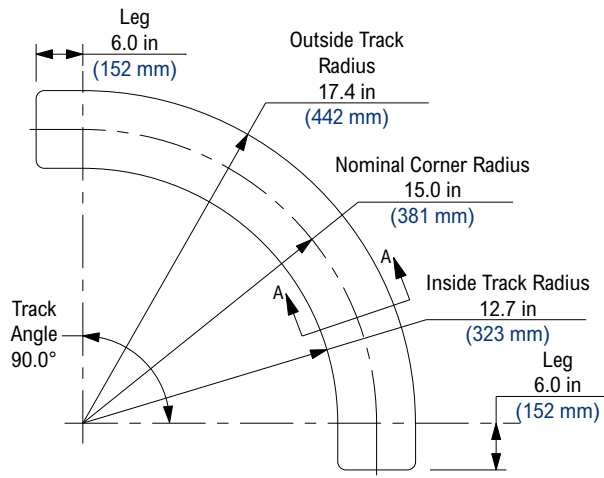
## NS7956 Thermoplastic Split Sprocket



### NS7956 Thermoplastic Split Sprocket Information

Number of Teeth		Pitch Diameter		Outside Diameter		Bore Diameter (Shaft-Ready)								Bore Diameter (Idler)				Approximate Weight	
						Round				Square				in		mm			
						min	max	min	max	min	max	min	max	min	max	min	max		
actual	effect	in	mm	in	mm	in		mm		in		mm		in	mm	lbs	kg		
16	16	6.407	162.74	6.44	163.6	1	2 1/2	25	60	1 1/2	2 1/2	25	60	1	2 1/2	25	60	0.50	0.23
26	26	10.370	263.40	10.46	265.7	1	2 1/2	25	60	1 1/2	2 1/2	40	60	1	2 1/2	25	60	1.00	0.45

Imperial shaft-ready round bore sprockets are shipped with keyway and setscrew. Metric shaft-ready round bore sprockets are shipped with keyway and no setscrew. Idler bores are designed to spin freely on the shaft. Standard adapter is UHMWPE.

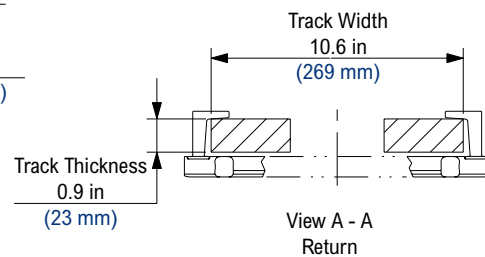
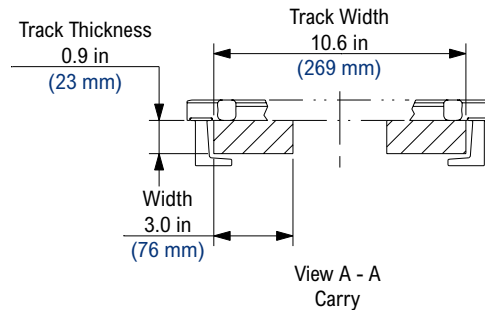
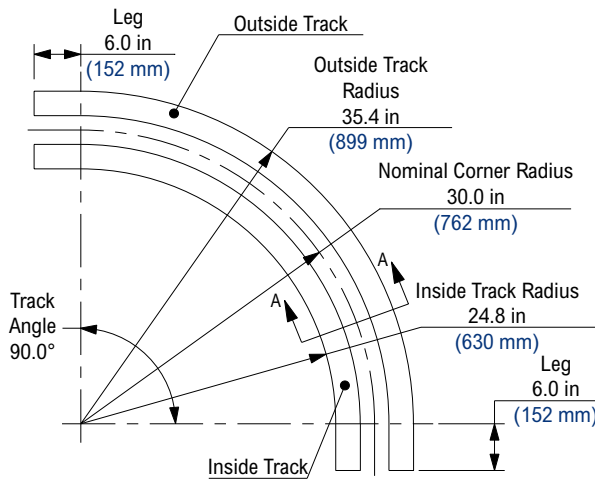


**Corner Track (One Piece)**

Corner Track Part Number	Corner Track Number	Chain Width		Material	Color	Approximate Weight	
		in	mm			lbs	kg
114-3106-1	N15R7	6	152.4	Nylatron	Black	8.18	3.71
114-3107-1	U15R7	6	152.4	UHMWPE	White	8.18	3.71

Nylatron is a registered trademark of Quadrant Engineering Plastics Products.

For 6 in (152.4 mm) chain only.

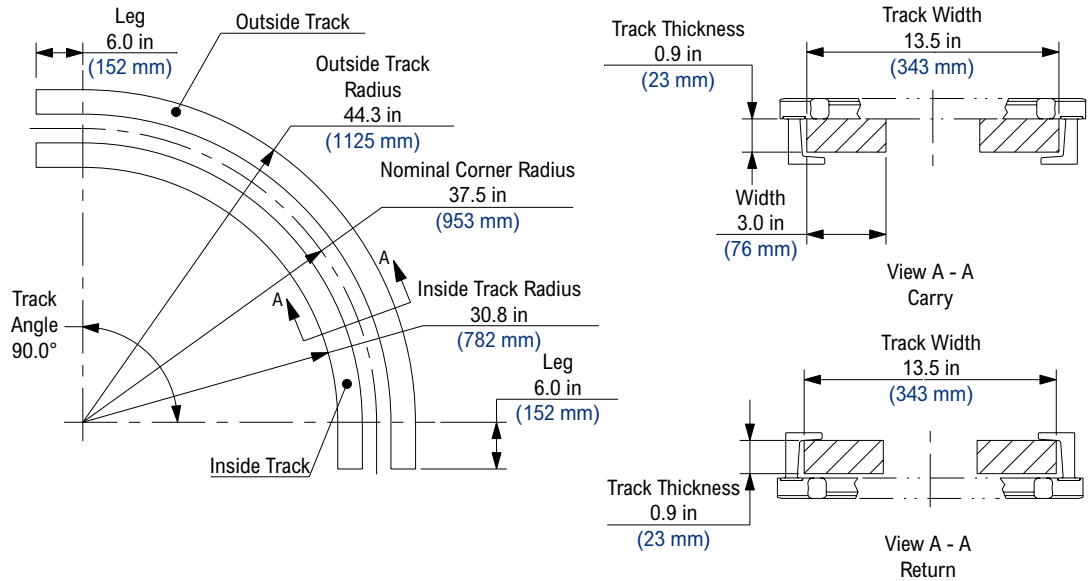


**Corner Track (Two Piece)**

Corner Track Kit Number	Corner Track Kit Number	Corner Track Number	Chain Width		Track Position	Material	Color	Approximate Weight	
			in	mm				lbs	kg
<b>Carry</b>									
614-482-1	114-4284-1	N30R7	12	304.8	Outside	Nylatron	Black	6.10	2.77
	114-4285-2	U30R7	12	304.8	Inside	UHMWPE	White	4.20	1.91
<b>Return</b>									
614-483-1	114-4284-2	U30R7	12	304.8	Outside	UHMWPE	White	6.10	2.77
	114-4285-2	U30R7	12	304.8	Inside	UHMWPE	White	4.20	1.91

Nylatron is a registered trademark of Quadrant Engineering Plastics Products.

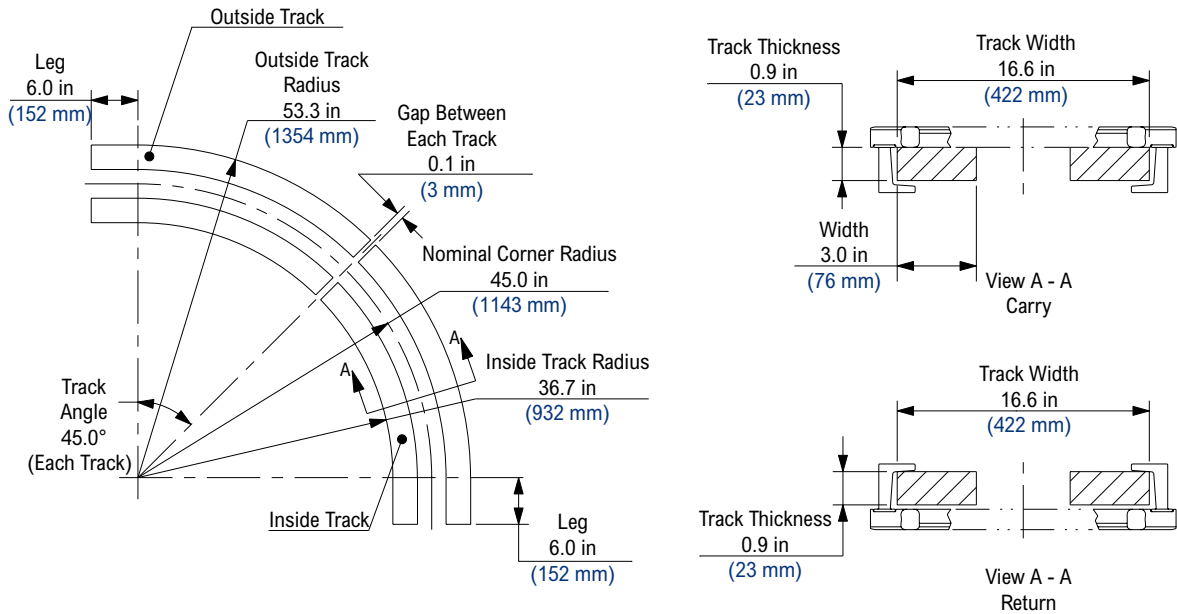
For 12 in (304.8 mm) chain only.



**Corner Track (Two Piece)**

Corner Track Kit Number	Corner Track Kit Number	Corner Track Number	Chain Width		Track Position	Material	Color	Approximate Weight	
			in	mm				lbs	kg
<b>Carry</b>									
614-202-1	114-3031-1	N37.5R7	15	381.0	Outside	Nylatron	Black	7.53	3.42
	114-3007-1	U37.5R7	15	381.0	Inside	UHMWPE	White	5.20	2.36
<b>Return</b>									
614-203-1	114-3008-1	U37.5R7	15	381.0	Outside	UHMWPE	White	7.53	3.42
	114-3007-1	U37.5R7	15	381.0	Inside	UHMWPE	White	5.20	2.36

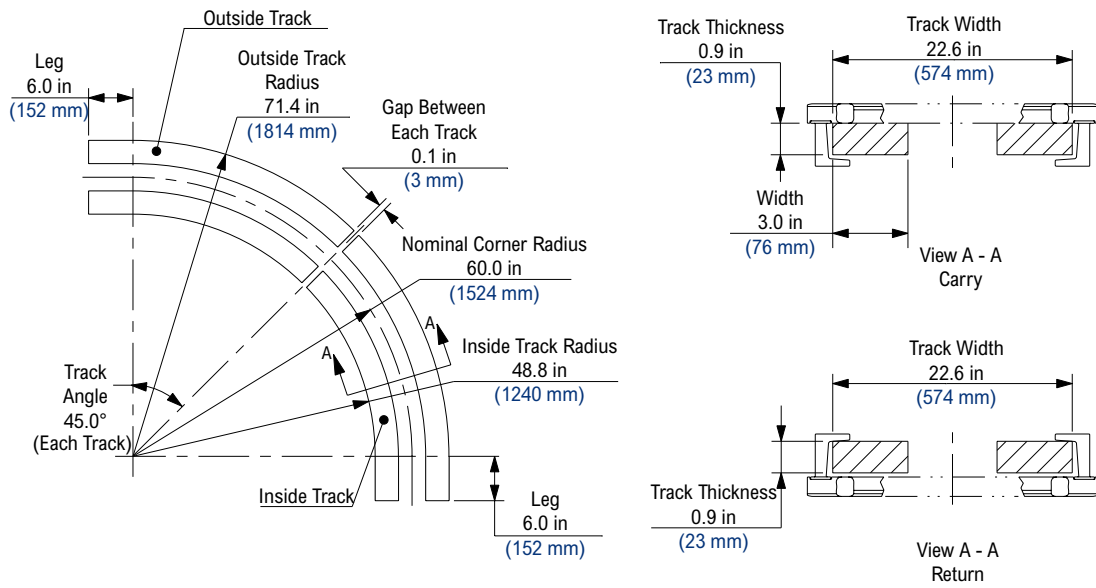
Nylatron is a registered trademark of Quadrant Engineering Plastics Products.  
 For 15 in (381.0 mm) chain only.



**Corner Track (Four Piece)**

Corner Track Kit Number	Corner Track Kit Number	Corner Track Number	Chain Width		Track Position	Material	Color	Approximate Weight	
			in	mm				lbs	kg
<b>Carry</b>									
614-377-1	114-3571-1	N45R7	18	457.2	Outside	Nylatron	Black	10.54	4.78
	114-3570-1	U45R7	18	457.2	Inside	UHMWPE	White	6.32	2.87
<b>Return</b>									
614-378-1	114-3572-1	U45R7	18	457.2	Outside	UHMWPE	White	10.54	4.78
	114-3570-1	U45R7	18	457.2	Inside	UHMWPE	White	6.32	2.87

Nylatron is a registered trademark of Quadrant Engineering Plastics Products.  
 For 18 in (457.2 mm) chain only.

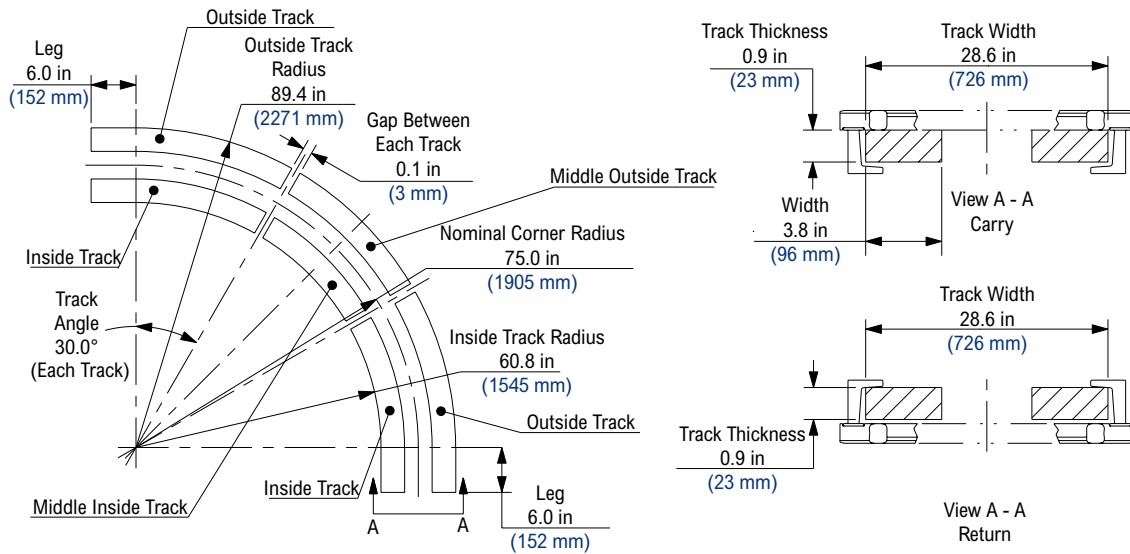


**Corner Track (Four Piece)**

Corner Track Kit Number	Corner Track Kit Number	Corner Track Number	Chain Width		Track Position	Material	Color	Approximate Weight	
			in	mm				lbs	kg
<b>Carry</b>									
614-296-1	114-3390-1	U60R7	24	609.6	Inside	UHMWPE	White	20.40	9.25
	114-3392-1	N60R7	24	609.6	Outside	Nylatron	Black	20.40	9.25
<b>Return</b>									
614-297-1	114-3390-1	U60R7	24	609.6	Inside	UHMWPE	White	20.40	9.25
	114-3391-1	U60R7	24	609.6	Outside	UHMWPE	White	20.40	9.25

Nylatron is a registered trademark of Quadrant Engineering Plastics Products.

For 24 in (609.6 mm) chain only.



**Corner Track (Six Piece)**

Corner Track Kit Number	Corner Track Kit Number	Corner Track Number	Chain Width		Track Position	Material	Color	Approximate Weight	
			in	mm				lbs	kg
<b>Carry</b>									
614-404-1	114-4012-1	N75R7	30	762.0	Outside	Nylatron	Black	32.19	14.60
	114-4013-1	N75R7	30	762.0	Middle Outside	Nylatron	Black	32.19	14.60
	114-4016-2	U75R7	30	762.0	Inside	UHMWPE	White	28.39	12.88
	114-4019-2	U75R7	30	762.0	Middle Inside	UHMWPE	White	28.39	12.88
<b>Return</b>									
614-405-1	114-4012-2	U75R7	30	762.0	Outside	UHMWPE	White	28.39	12.88
	114-4013-2	U75R7	30	762.0	Middle Outside	UHMWPE	White	28.39	12.88
	114-4016-2	U75R7	30	762.0	Inside	UHMWPE	White	28.39	12.88
	114-4019-2	U75R7	30	762.0	Middle Inside	UHMWPE	White	28.39	12.88

Nylatron is a registered trademark of Quadrant Engineering Plastics Products.

For 30 in (762.0 mm) chain only.

# 7963B




Photo shows 7963B MatTop Chain molded in High Performance (HP) material.

### Chain Information

desc	Chain Width		Guide Clearance		Number of Sprockets	Chain Strength	
	in	mm	in	mm		lbs	N
13	13.00	330.2	13.25	336.55	3	650	2,891
13.5	13.50	342.9	13.75	349.25	3	650	2,891
14	14.00	355.6	14.25	361.95	3	650	2,891
14.5	14.50	368.3	14.75	374.65	3	650	2,891
15	15.00	381.0	15.25	387.35	3	700	3,114
16	16.00	406.4	16.25	412.75	3	700	3,114
16.5	16.50	419.1	16.75	425.45	3	700	3,114
17	17.00	431.8	17.25	438.15	3	700	3,114
17.5	17.50	444.5	17.75	450.85	3	700	3,114
18	18.00	457.2	18.25	463.55	3	700	3,114

### Available Materials

Prefix	Chain Material	Standard Pin Material	Temperature						Approximate Weight		FDA Approval
			Fahrenheit			Celsius					
			min	max		min	max		lbs/ft <sup>2</sup>	kg/m <sup>2</sup>	
				dry	wet		dry	wet			
<b>Standard Materials</b>											
HP	High Performance	Polyester	-40	180	150	-40	82	66	3.09	15.11	Yes
PS	Platinum Series	Polyester	-40	180	150	-40	82	66	3.09	15.11	Yes
WHP	White High Performance	Polyester	-40	180	150	-40	82	66	3.09	15.11	Yes

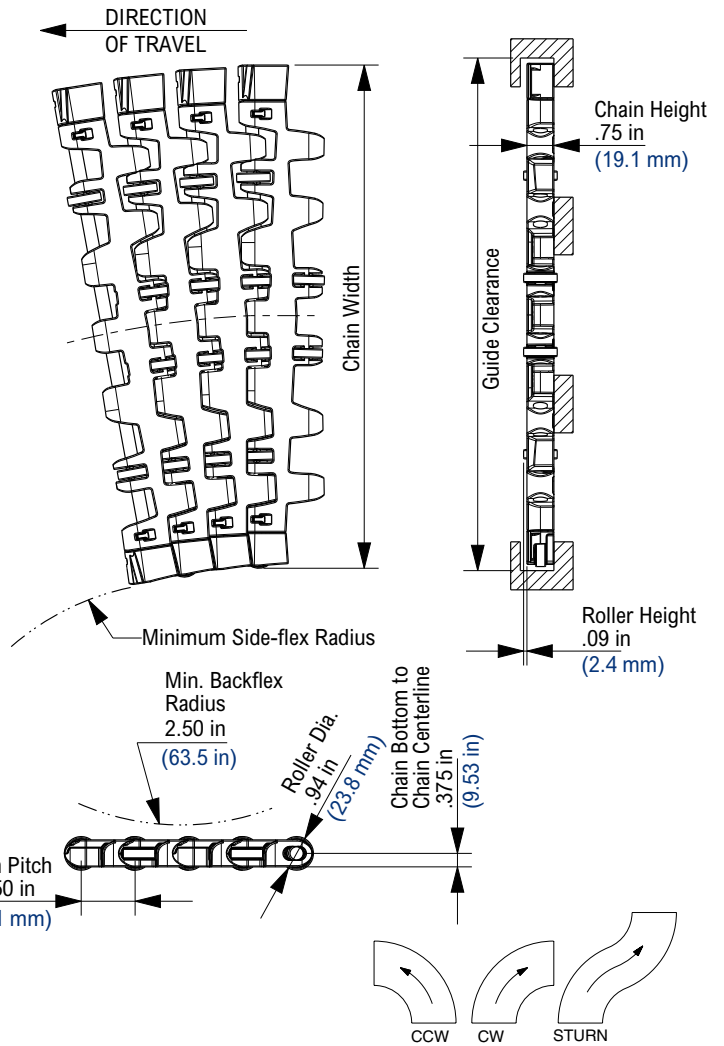
### Regulatory Information

The Food and Drug Administration (FDA) accepts certain materials for direct food contact. FDA approved material is compliant to FDA 21 CFR § 177.

Rexnord, RexFlex, MatTop, Platinum Series, PS and HP are trademarks of Rexnord Corporation.

All rights reserved.

U.S. Patents: 7527146



### Additional Notes

Stocked in 40 pitch, 5ft (1.52m) length strands.

Open area = 16.0%.

Must specify turn direction i.e. HP7963B-15IN CCW.

Standard plugs for CW and CCW are B on the inside and NT on the outside.

S-Turn comes with bearings on both sides.

Chain Strength is listed at room temperature. NR = Not Recommended.

For additional material information, see material portfolio.

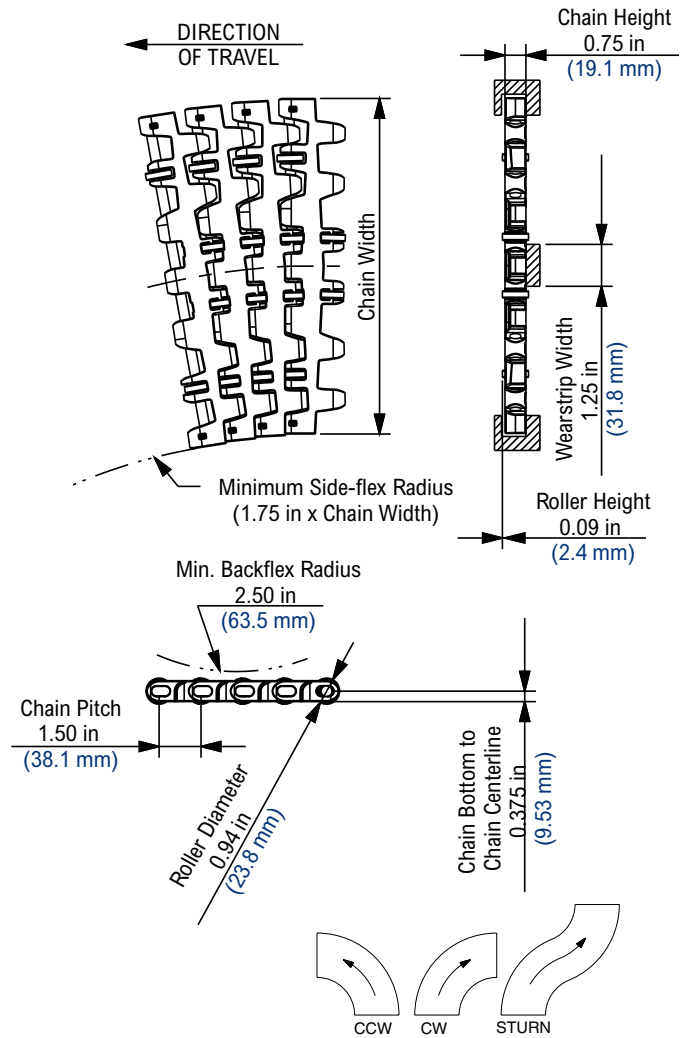




Photo shows 7963NT MatTop Chain molded in High Performance (HP) material.

**Chain Information**

desc	Chain Width		Guide Clearance		Number of Sprockets	Chain Strength	
	in	mm	in	mm		lbs	N
12	12.00	304.8	12.25	311.15	3	650	2,891
13	13.00	330.2	13.25	336.55	3	650	2,891
13.5	13.50	342.9	13.75	349.25	3	650	2,891
14	14.00	355.6	14.25	361.95	3	650	2,891
14.5	14.50	368.3	14.75	374.65	3	650	2,891
15	15.00	381.0	15.25	387.35	3	700	3,114
16	16.00	406.4	16.25	412.75	3	700	3,114
16.5	16.50	419.1	16.75	425.45	3	700	3,114
17	17.00	431.8	17.25	438.15	3	700	3,114
17.5	17.50	444.5	17.75	450.85	3	700	3,114
18	18.00	457.2	18.25	463.55	3	700	3,114



**Available Materials**

Prefix	Chain Material	Standard Pin Material	Temperature						Approximate Weight		FDA Approval
			Fahrenheit			Celsius					
			min	max		min	max		lbs/ft <sup>2</sup>	kg/m <sup>2</sup>	
			dry	wet		dry	wet				
<b>Standard Materials</b>											
HP	High Performance	Polyester	-40	180	150	-40	82	66	3.09	15.11	Yes
PS	Platinum Series	Polyester	-40	180	150	-40	82	66	3.09	15.11	Yes
WHP	White High Performance	Polyester	-40	180	150	-40	82	66	3.09	15.11	Yes
<b>Non-Standard Materials</b>											
P	Chemical Resistant	Polyester	0	180	140	-18	82	60	2.89	14.08	Yes

**Regulatory Information**

The Food and Drug Administration (FDA) accepts certain materials for direct food contact. FDA approved material is compliant to FDA 21 CFR § 177. Rexnord, RexFlex, MatTop, Platinum Series, PS and HP are trademarks of Rexnord Corporation. All rights reserved.

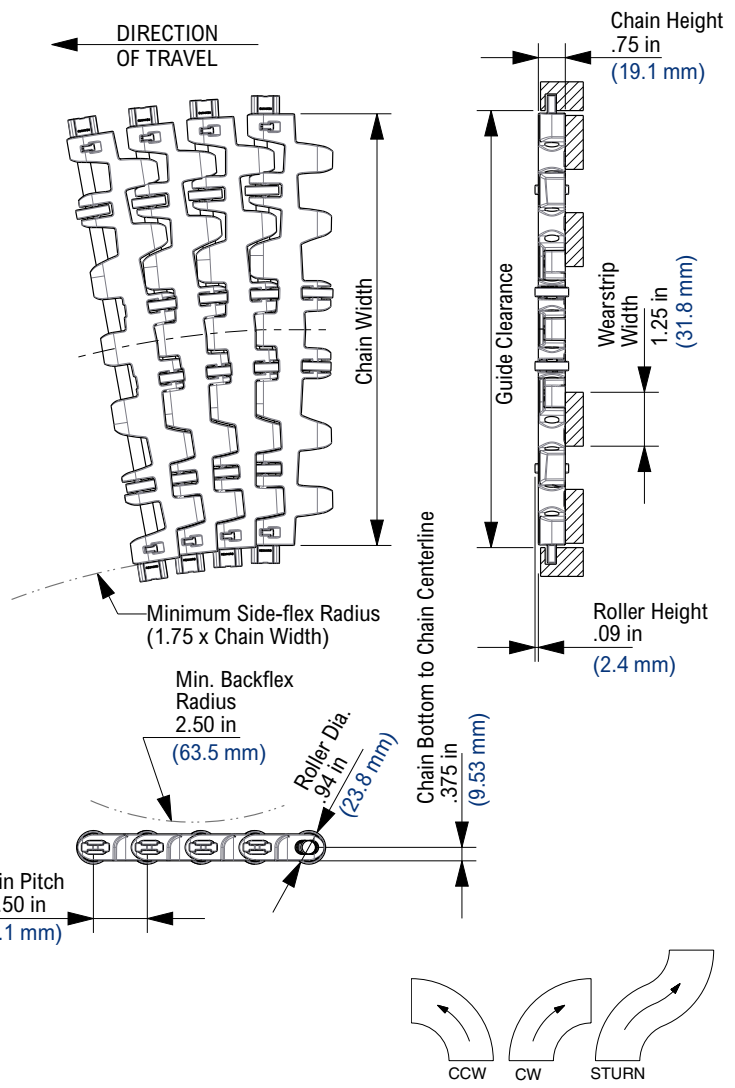
**Additional Notes**

Stocked in 40 pitch, 5ft (1.52m) length strands. Open area = 16.0%. Standard plugs are NT on both inside and outside. Chain Strength is listed at room temperature. NR = Not Recommended. For additional material information, see material portfolio.

# 7963ST



Photo shows 7963ST MatTop Chain molded in High Performance (HP) material.



### Chain Information

desc	Chain Width		Guide Clearance		Number of Sprockets	Chain Strength	
	in	mm	in	mm		lbs	N
13	13.00	330.2	13.25	336.55	3	650	2,891
13.5	13.50	342.9	13.75	349.25	3	650	2,891
14	14.00	355.6	14.25	361.95	3	650	2,891
14.5	14.50	368.3	14.75	374.65	3	650	2,891
15	15.00	381.0	15.25	387.35	3	700	3,114
16	16.00	406.4	16.25	412.75	3	700	3,114
16.5	16.50	419.1	16.75	425.45	3	700	3,114
17	17.00	431.8	17.25	438.15	3	700	3,114
17.5	17.50	444.5	17.75	450.85	3	700	3,114
18	18.00	457.2	18.25	463.55	3	700	3,114

### Available Materials

Prefix	Chain Material	Standard Pin Material	Temperature						Approximate Weight		FDA Approval
			Fahrenheit			Celsius					
			min	max		min	max		lbs/ft <sup>2</sup>	kg/m <sup>2</sup>	
			dry	wet		dry	wet				
<b>Standard Materials</b>											
HP	High Performance	Polyester	-40	180	150	-40	82	66	3.09	15.11	Yes
PS	Platinum Series	Polyester	-40	180	150	-40	82	66	3.09	15.11	Yes
WHP	White High Performance	Polyester	-40	180	150	-40	82	66	3.09	15.11	Yes
<b>Non-Standard Materials</b>											
P	Chemical Resistant	Polyester	0	180	140	-18	82	60	2.89	14.08	Yes

### Regulatory Information

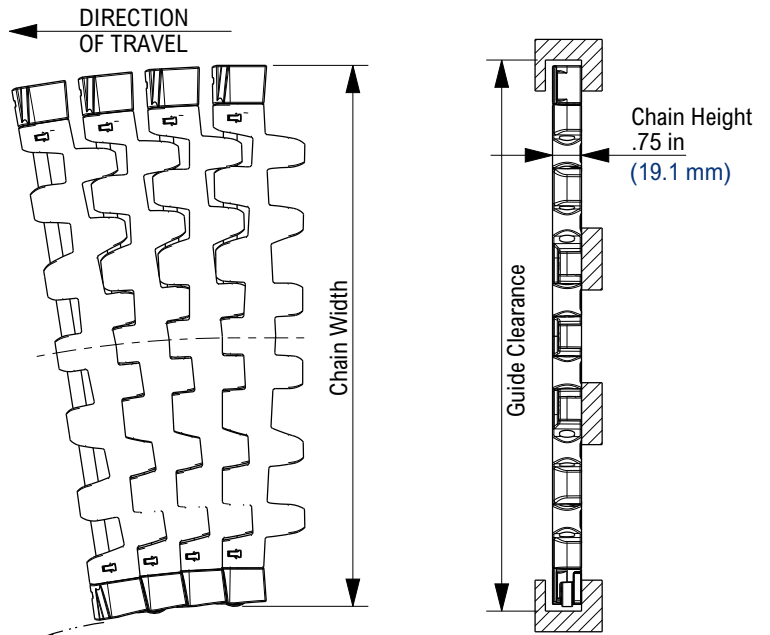
The Food and Drug Administration (FDA) accepts certain materials for direct food contact. FDA approved material is compliant to FDA 21 CFR § 177. Rexnord, RexFlex, MatTop, Platinum Series, PS and HP are trademarks of Rexnord Corporation. All rights reserved. U.S. Patents: 7527146

### Additional Notes

Stocked in 40 pitch (1.52m) length strands. Open area = 16.0%. Standard plugs are ST on both inside and outside. Chain Strength is listed at room temperature. NR = Not Recommended. For additional material information, see material portfolio.



Photo shows 7966B MatTop Chain molded in High Performance (HP) material.



**Chain Information**

desc	Chain Width		Guide Clearance		Number of Sprockets	Chain Strength	
	in	mm	in	mm		lbs	N
13	13.00	330.2	13.25	336.55	3	650	2,891
13.5	13.50	342.9	13.75	349.25	3	650	2,891
14	14.00	355.6	14.25	361.95	3	650	2,891
14.5	14.50	368.3	14.75	374.65	3	650	2,891
15	15.00	381.0	15.25	387.35	3	700	3,114
16	16.00	406.4	16.25	412.75	3	700	3,114
16.5	16.50	419.1	16.75	425.45	3	700	3,114
17	17.00	431.8	17.25	438.15	3	700	3,114
17.5	17.50	444.5	17.75	450.85	3	700	3,114
18	18.00	457.2	18.25	463.55	3	700	3,114

**Available Materials**

Prefix	Chain Material	Standard Pin Material	Temperature						Approximate Weight		FDA Approval
			Fahrenheit			Celsius					
			min	max		min	max		lbs/ft <sup>2</sup>	kg/m <sup>2</sup>	
<b>Standard Materials</b>											
HP	High Performance	Polyester	-40	180	150	-40	82	66	3.09	15.11	Yes
PS	Platinum Series	Polyester	-40	180	150	-40	82	66	3.09	15.11	Yes
WHP	White High Performance	Polyester	-40	180	150	-40	82	66	3.09	15.11	Yes

**Regulatory Information**

The Food and Drug Administration (FDA) accepts certain materials for direct food contact. FDA approved material is compliant to FDA 21 CFR § 177. Rexnord, RexFlex, MatTop, Platinum Series, PS and HP are trademarks of Rexnord Corporation. All rights reserved.

**Additional Notes**

Stocked in 40 pitch, 5ft (1.52m) length strands.  
 Open area = 16.0%.  
 Must specify turn direction i.e. HP7966B-15IN CCW.  
 Standard plugs for CW and CCW are B on the inside and NT on the outside  
 S-Turn comes with bearings on both sides.  
 Chain Strength is listed at room temperature. NR = Not Recommended.  
 For additional material information, see material portfolio.

# 7966NT


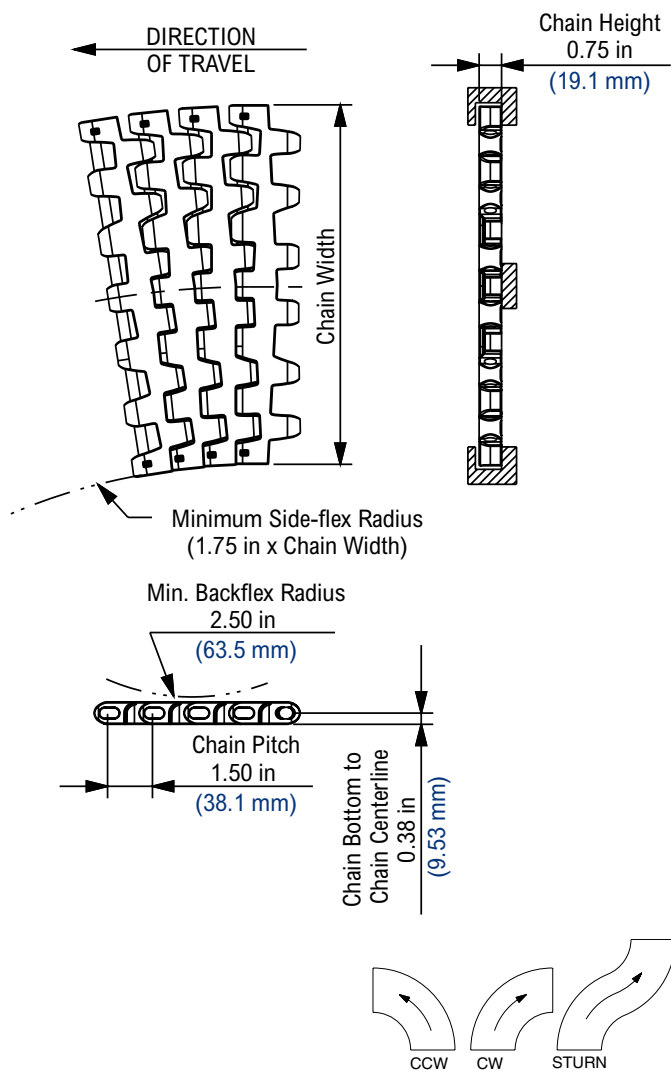


Photo shows 7963NT MatTop Chain molded in High Performance (HP) material.



### Chain Information

desc	Chain Width		Guide Clearance		Number of Sprockets	Chain Strength	
	in	mm	in	mm		lbs	N
12	12.00	304.8	12.25	311.15	3	650	2,891
13	13.00	330.2	13.25	336.55	3	650	2,891
13.5	13.50	342.9	13.75	349.25	3	650	2,891
14	14.00	355.6	14.25	361.95	3	650	2,891
14.5	14.50	368.3	14.75	374.65	3	650	2,891
15	15.00	381.0	15.25	387.35	3	700	3,114
16	16.00	406.4	16.25	412.75	3	700	3,114
16.5	16.50	419.1	16.75	425.45	3	700	3,114
17	17.00	431.8	17.25	438.15	3	700	3,114
17.5	17.50	444.5	17.75	450.85	3	700	3,114
18	18.00	457.2	18.25	463.55	3	700	3,114

### Available Materials

Prefix	Chain Material	Standard Pin Material	Temperature						Approximate Weight		FDA Approval
			Fahrenheit			Celsius					
			min	max		min	max		lbs/ft <sup>2</sup>	kg/m <sup>2</sup>	
			dry	wet		dry	wet				
<b>Standard Materials</b>											
HP	High Performance	Polyester	-40	180	150	-40	82	66	3.09	15.11	Yes
PS	Platinum Series	Polyester	-40	180	150	-40	82	66	3.09	15.11	Yes
WHP	White High Performance	Polyester	-40	180	150	-40	82	66	3.09	15.11	Yes
<b>Non-Standard Materials</b>											
P	Chemical Resistant	Polyester	0	180	140	-18	82	60	2.89	14.08	Yes

### Regulatory Information

The Food and Drug Administration (FDA) accepts certain materials for direct food contact. FDA approved material is compliant to FDA 21 CFR § 177.

Rexnord, RexFlex, MatTop, Platinum Series, PS and HP are trademarks of Rexnord Corporation.

All rights reserved.

U.S. Patents: 7527146

### Additional Notes

Stocked in 40 pitch, 5ft (1.52m) length strands.

Open area = 16.0%.

Standard plugs are NT on both inside and outside.

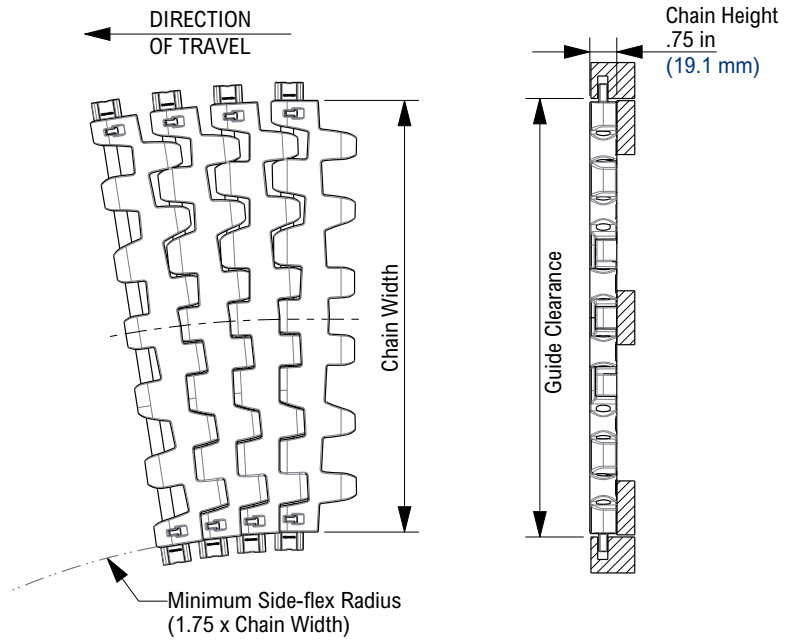
Chain Strength is listed at room temperature. NR = Not Recommended.

For additional material information, see material portfolio.



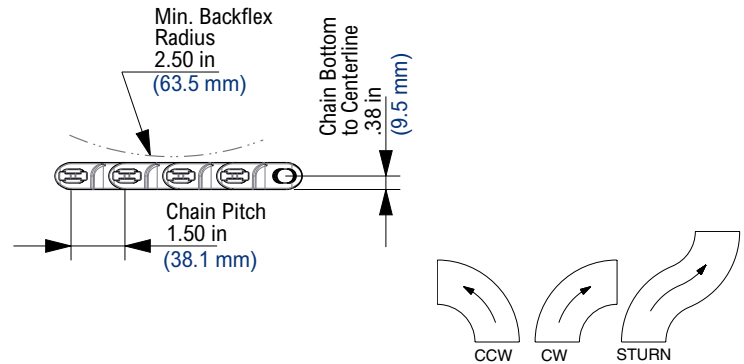


Photo shows 7966ST MatTop Chain molded in High Performance (HP) material.



**Chain Information**

desc	Chain Width		Guide Clearance		Number of Sprockets	Chain Strength	
	in	mm	in	mm		lbs	N
12	12.00	304.8	12.25	311.15	3	650	2,891
13	13.00	330.2	13.25	336.55	3	650	2,891
13.5	13.50	342.9	13.75	349.25	3	650	2,891
14	14.00	355.6	14.25	361.95	3	650	2,891
14.5	14.50	368.3	14.75	374.65	3	650	2,891
15	15.00	381.0	15.25	387.35	3	700	3,114
16	16.00	406.4	16.25	412.75	3	700	3,114
16.5	16.50	419.1	16.75	425.45	3	700	3,114
17	17.00	431.8	17.25	438.15	3	700	3,114
17.5	17.50	444.5	17.75	450.85	3	700	3,114
18	18.00	457.2	18.25	463.55	3	700	3,114



**Available Materials**

Prefix	Chain Material	Standard Pin Material	Temperature						Approximate Weight		FDA Approval
			Fahrenheit			Celsius					
			min	max		min	max		lbs/ft <sup>2</sup>	kg/m <sup>2</sup>	
<b>Standard Materials</b>											
HP	High Performance	Polyester	-40	180	150	-40	82	66	3.09	15.11	Yes
PS	Platinum Series	Polyester	-40	180	150	-40	82	66	3.09	15.11	Yes
WHP	White High Performance	Polyester	-40	180	150	-40	82	66	3.09	15.11	Yes
<b>Non-Standard Materials</b>											
P	Chemical Resistant	Polyester	0	180	140	-18	82	60	2.89	14.08	Yes

**Regulatory Information**

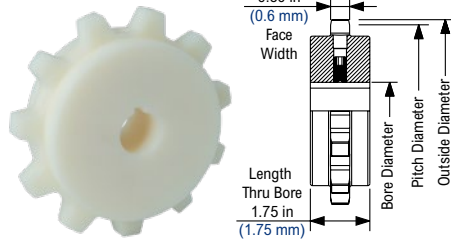
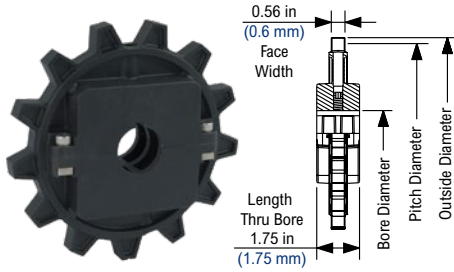
The Food and Drug Administration (FDA) accepts certain materials for direct food contact. FDA approved material is compliant to FDA 21 CFR § 177. Rexnord, RexFlex, MatTop, Platinum Series, PS and HP are trademarks of Rexnord Corporation. All rights reserved.

**Additional Notes**

Stocked in 40 pitch, 5ft (1.52m) length strands.  
 Open area = 16.0%.  
 Standard plugs are ST on both inside and outside.  
 Chain Strength is listed at room temperature. NR = Not Recommended.  
 For additional material information, see material portfolio.

NS7960 Thermoplastic Split Sprocket

KUS7960 Thermoplastic Split Sprocket



NS7960 Thermoplastic Split Sprocket Information

Number of Teeth		Pitch Diameter		Outside Diameter		Bore Diameter (Shaft-Ready)								Bore Diameter (Idler)				Approximate Weight	
						Round				Square				in		mm			
						in	mm	min	max	min	max	min	max	min	max	min	max		
actual	effect	in	mm	in	mm	min	max	min	max	min	max	min	max	min	max	min	max	lbs	kg
13	13	6.27	159.21	6.46	164.10	1	2 1/2	25	65	1	2 1/2	25	65	1	2 1/2	25	65	1.07	0.48
16	16	7.69	195.30	7.92	201.17	1	3	25	80	1	3	25	80	1	3	25	80	1.40	0.64

Imperial shaft-ready round bore sprockets are shipped with keyway and setscrew. Metric shaft-ready round bore sprockets are shipped with keyway and no setscrew. Idler bores are designed to spin freely on the shaft. Standard adapter is UHMWPE.

KUS7960 Thermoplastic Split Sprocket Information

Number of Teeth		Pitch Diameter		Outside Diameter		Bore Diameter (Shaft-Ready)								Bore Diameter (Idler)				Approximate Weight	
						Round				Square				in		mm			
						in	mm	min	max	min	max	min	max	min	max	min	max		
actual	effect	in	mm	in	mm	min	max	min	max	min	max	min	max	min	max	min	max	lbs	kg
11	11	5.324	135.23	5.49	139.44	3/4	2 1/2	20	65	1	2 1/2	20	65	3/4	2 1/2	20	65	1.18	0.54





# 8503


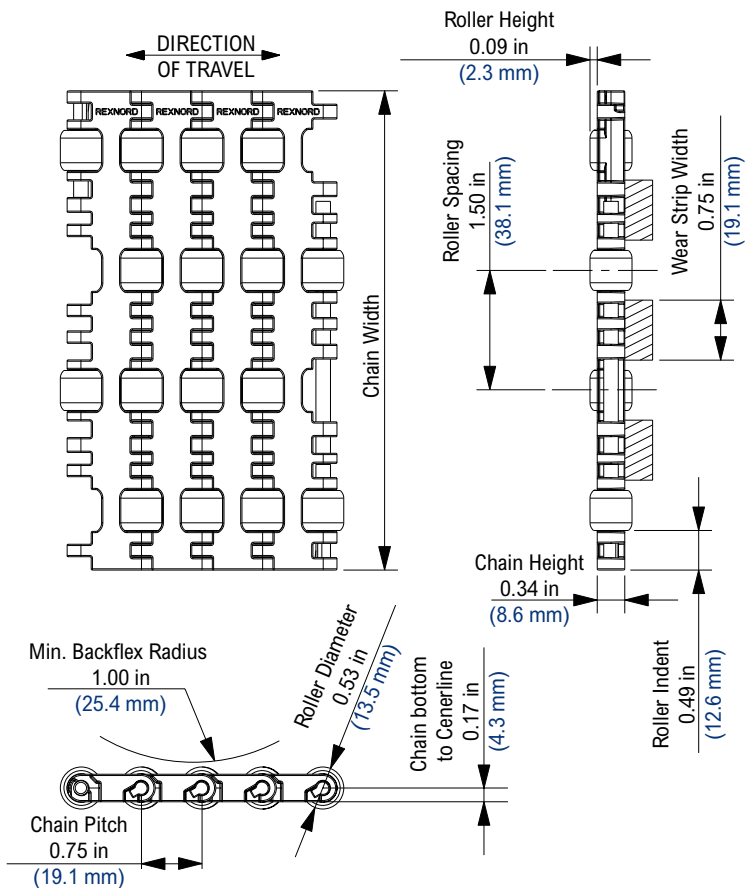


Photo shows 8503 MatTop Chain molded in High Temperature material.



### Chain Information

Chain Capacity	Number of Sprockets	
	per ft of width	per m of width
0% - 50%	2	7
50% - 100%	4	13

### Available Materials

Prefix	Chain Material	Standard Pin Material	Temperature						Chain Strength		Approximate Weight		FDA Approval
			Fahrenheit			Celsius			lbs/ft	N/m	lbs/ft <sup>2</sup>	kg/m <sup>2</sup>	
			min	max		min	max						
<b>Standard Materials</b>													
HT	High Temperature	Polyester	40	220	212	4	104	100	425	6,201	1.58	7.71	Yes
<b>Non-Standard Materials</b>													
HP	High Performance	Polyester	40	180	150	4	82	66	775	11,307	2.36	11.52	Yes

### Regulatory Information

The Food and Drug Administration (FDA) accepts certain materials for direct food contact. FDA approved material is compliant to FDA 21 CFR § 177. Rexnord, MatTop, TwistLock and HP are trademarks of Rexnord Corporation. All rights reserved. U.S. Patent 7527146

### Additional Notes

For chain width information see Rexnord Chain Width Table on page 333. Open area = 6.0%. Chain is assembled with HP rollers. Typical coefficient of friction between chain and product = 0.09. Chain strength is listed at room temperature. NR = Not Recommended. For additional material information, see material portfolio.


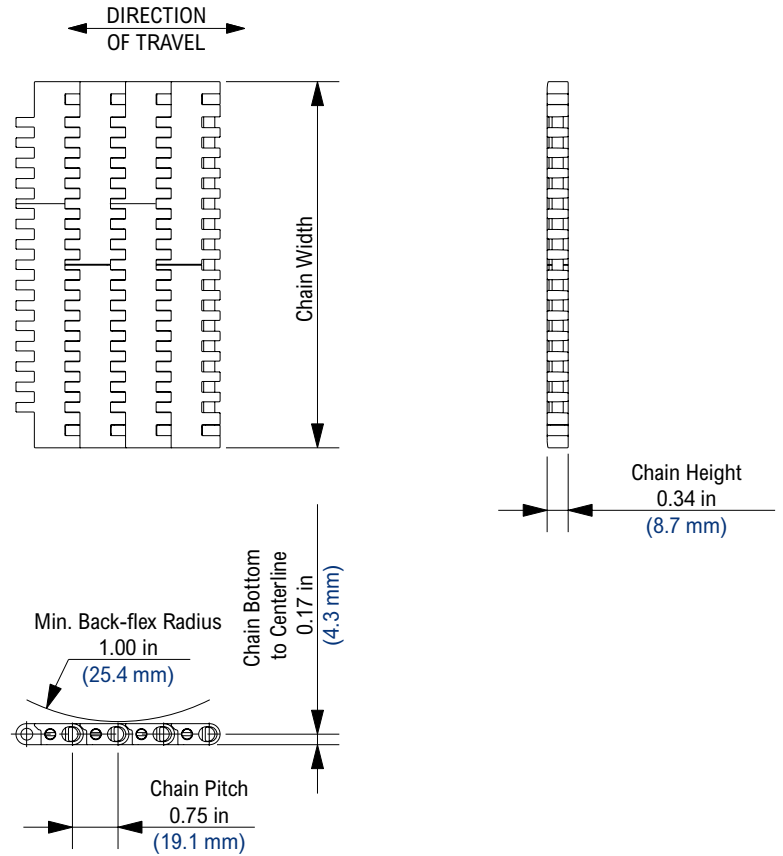


Photo shows 8505 MatTop Chain molded in High Performance (HP) material.



**Chain Information**

Chain Capacity	Number of Sprockets	
	per ft of width	per m of width
0% - 25%	2	7
25% - 75%	4	13
75% - 100%	6	20

**Available Materials**

Prefix	Chain Material	Standard Pin Material	Temperature						Chain Strength		Approximate Weight		FDA Approval
			Fahrenheit			Celsius							
			min	max		min	max		lbs/ft	N/m	lbs/ft <sup>2</sup>	kg/m <sup>2</sup>	
<b>Standard Materials</b>													
AS	Anti-Static	Polyester	0	180	NR	-18	82	NR	1,200	17,508	1.82	8.89	No
FRPLUS	Flame Retardant Low Friction	Acetal	0	180	140	-18	82	60	1,000	14,590	2.00	9.77	No
DKA	Abrasion Resistant Composite	Polyester	0	180	150	-18	82	66	2,000	29,180	1.82	8.89	Yes
Dry-PT	Dry PET Low Friction	Polyester	-40	180	150	-40	82	66	2,000	29,180	1.82	8.89	Yes
HP	High Performance	Polyester	-40	180	150	-40	82	66	2,000	29,180	1.82	8.89	Yes
KHT	Khaki High Temperature	Polypropylene	40	220	212	4	104	100	900	13,131	1.22	5.96	Yes
PSX	Platinum Series X	Polyester	-40	180	150	-40	82	66	2,000	29,180	1.82	8.89	Yes
WHT	White High Temperature	Polypropylene	40	220	212	4	104	100	900	13,131	1.22	5.96	Yes
WLT	White Low Temperature	Polyethylene	-100	80	80	-73	27	27	700	10,213	1.20	5.86	Yes
<b>Non-Standard Materials</b>													
DUV	Plain Acetal Ultraviolet Resistant	Polyester	0	180	150	-18	82	66	2,000	29,180	1.82	8.89	No
HT	High Temperature	Polypropylene	40	220	212	4	104	100	900	13,131	1.22	5.96	Yes
LF	Low Friction	Polyester	-40	180	150	-40	82	66	2,000	29,180	1.82	8.89	Yes
PS	Platinum Series	Polyester	-40	180	150	-40	82	66	2,000	29,180	1.82	8.89	Yes

**Regulatory Information**

The Food and Drug Administration (FDA) accepts certain materials for direct food contact. FDA approved material is compliant to FDA 21 CFR § 177.

Rexnord, MatTop, Dry-PT, TwistLock, Platinum Series, Platinum Series X, HP, PS and PSX are trademarks of Rexnord Corporation.

All rights reserved.

U.S. Patents: 5335768, 4436200

**Additional Notes**

Non-Standard products are non-returnable. Minimum order quantity and additional setup charges may also apply.

For chain width information see Rexnord Chain Width Table on page 333.

Open area = 4.1%.

Stainless steel pins are available on a made-to-order basis.

Chain strength is listed at room temperature. NR = Not Recommended.

For additional material information, see material portfolio.

# 8505


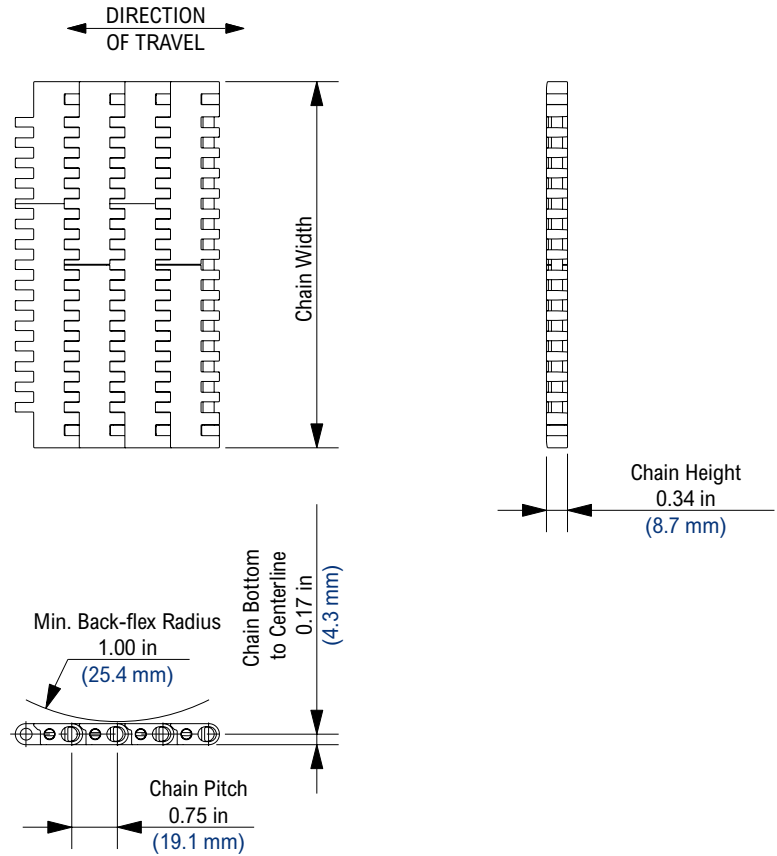


Photo shows Metric 8505 MatTop Chain molded in High Performance (HP) material.



### Chain Information

Chain Capacity	Number of Sprockets	
	per ft of width	per m of width
0% - 25%	2	7
25% - 75%	4	13
75% - 100%	6	20

### Available Materials

Prefix	Chain Material	Standard Pin Material	Temperature						Chain Strength		Approximate Weight		FDA Approval
			Fahrenheit			Celsius							
			min	max		min	max		lbs/ft	N/m	lbs/ft <sup>2</sup>	kg/m <sup>2</sup>	
<b>Standard Materials</b>													
HP	High Performance	Polyester	-40	180	150	-40	82	66	2,000	29,180	1.82	8.89	Yes
PSX	Platinum Series X	Polyester	-40	180	150	-40	82	66	2,000	29,180	1.82	8.89	Yes
<b>Non-Standard Materials</b>													
Dry-PT	Dry PET Low Friction	Polyester	-40	180	150	-40	82	66	2,000	29,180	1.82	8.89	Yes

### Regulatory Information

The Food and Drug Administration (FDA) accepts certain materials for direct food contact. FDA approved material is compliant to FDA 21 CFR § 177.

Rexnord, MatTop, Dry-PT, TwistLock, Platinum Series X, HP and PSX are trademarks of Rexnord Corporation.

All rights reserved.

### Additional Notes

For chain width information see Rexnord Chain Width Table on page 333.

Open area = 4.1%.

Stainless steel pins are available on a made-to-order basis.

Chain strength is listed at room temperature. NR = Not Recommended.

For additional material information, see material portfolio.

## 8505 RubberTop


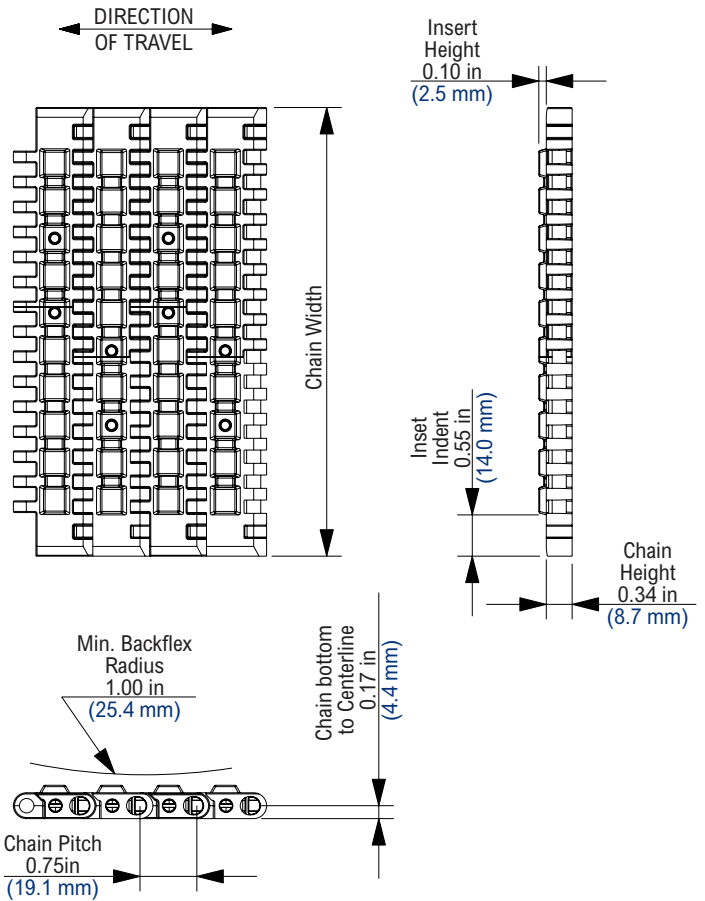


Photo shows 8505 RubberTop MatTop Chain molded in White High Temperature Friction Top material.

### Chain Information

Chain Capacity	Number of Sprockets	
	per ft of width	per m of width
0% - 25%	2	7
25% - 75%	4	13
75% - 100%	6	20



### Available Materials

Prefix	Chain Material	Standard Pin Material	Temperature						Chain Strength		Approximate Weight		FDA Approval
			Fahrenheit			Celsius							
			min	max dry wet		min	max dry wet		lbs/ft	N/m	lbs/ft <sup>2</sup>	kg/m <sup>2</sup>	
<b>Standard Materials</b>													
HT	High Temperature	Polypropylene	40	180	150	4	82	66	900	13,131	1.47	7.17	Yes
WHT	White High Temperature	Polypropylene	40	180	150	4	82	66	900	13,131	1.47	7.17	Yes
<b>Non-Standard Materials</b>													
KHT	Khaki High Temperature	Polypropylene	40	180	150	4	82	66	900	13,131	1.47	7.17	Yes

### Regulatory Information

The Food and Drug Administration (FDA) accepts certain materials for direct food contact. FDA approved material is compliant to FDA 21 CFR § 177.

Rexnord, MatTop, TwistLock, RubberTop and HP are trademarks of Rexnord Corporation.

All rights reserved.

### Additional Notes

Non-Standard products are non-returnable. Minimum order quantity and additional setup charges may also apply.

For chain width information see Rexnord Chain Width Table on page 333.

Links are molded with 50 Shore A TPE friction pads.

Open area = 4.1%.

# 8505 V


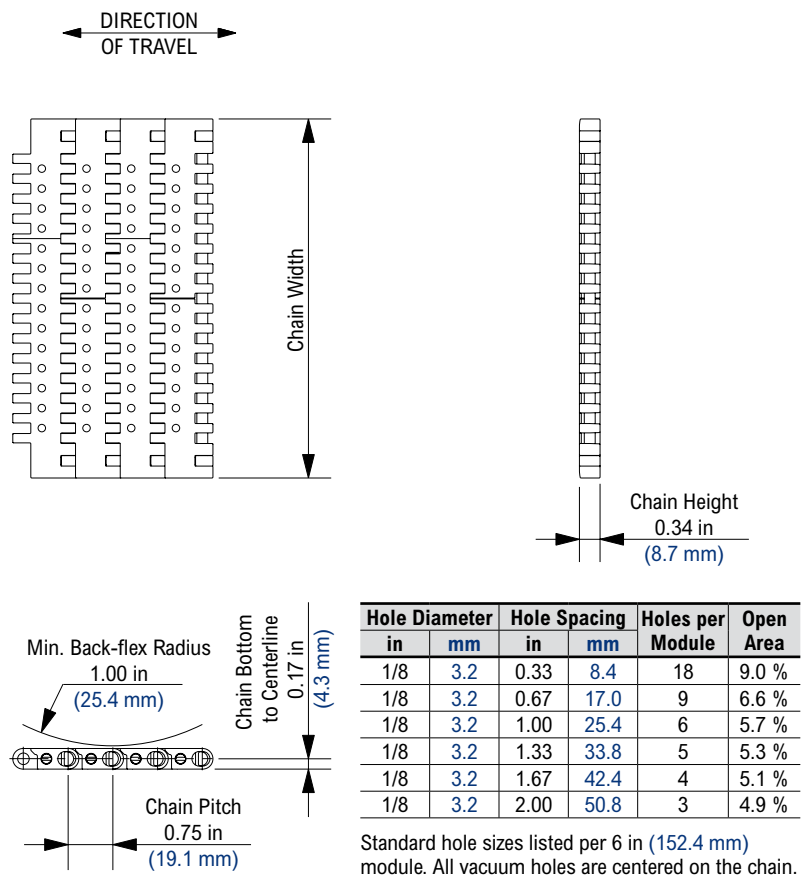


Photo shows 8505 V MatTop Chain with Vacuum Holes molded in High Performance (HP) material.



### Chain Information

Chain Capacity	Number of Sprockets	
	per ft of width	per m of width
0% - 25%	2	7
25% - 75%	4	13
75% - 100%	6	20

Hole Diameter		Hole Spacing		Holes per Module	Open Area
in	mm	in	mm		
1/8	3.2	0.33	8.4	18	9.0 %
1/8	3.2	0.67	17.0	9	6.6 %
1/8	3.2	1.00	25.4	6	5.7 %
1/8	3.2	1.33	33.8	5	5.3 %
1/8	3.2	1.67	42.4	4	5.1 %
1/8	3.2	2.00	50.8	3	4.9 %

Standard hole sizes listed per 6 in (152.4 mm) module. All vacuum holes are centered on the chain.

### Available Materials

Prefix	Chain Material	Standard Pin Material	Temperature						Chain Strength		Approximate Weight		FDA Approval
			Fahrenheit			Celsius							
			min	max		min	max		lbs/ft	N/m	lbs/ft <sup>2</sup>	kg/m <sup>2</sup>	
<b>Standard Materials</b>													
HP	High Performance	Polyester	-40	180	150	-40	82	66	2,000	29,180	1.82	8.89	Yes
FRPLUS	Flame Retardant Low Friction	Acetal	0	180	140	-18	82	60	1,000	14,590	1.98	9.67	No

### Regulatory Information

The Food and Drug Administration (FDA) accepts certain materials for direct food contact. FDA approved material is compliant to FDA 21 CFR § 177. Rexnord, MatTop, TwistLock, and HP are trademarks of Rexnord Corporation. All rights reserved. U.S. Patents: 5335768, 4436200

### Additional Notes

Non-Standard products are non-returnable. Minimum order quantity and additional setup charges may also apply. For chain width information see Rexnord Chain Width Table on page 333. Stainless steel pins are available on a made-to-order basis. Chain strength is listed at room temperature. NR = Not Recommended. For additional material information, see material portfolio.



# 8505 (MTW)


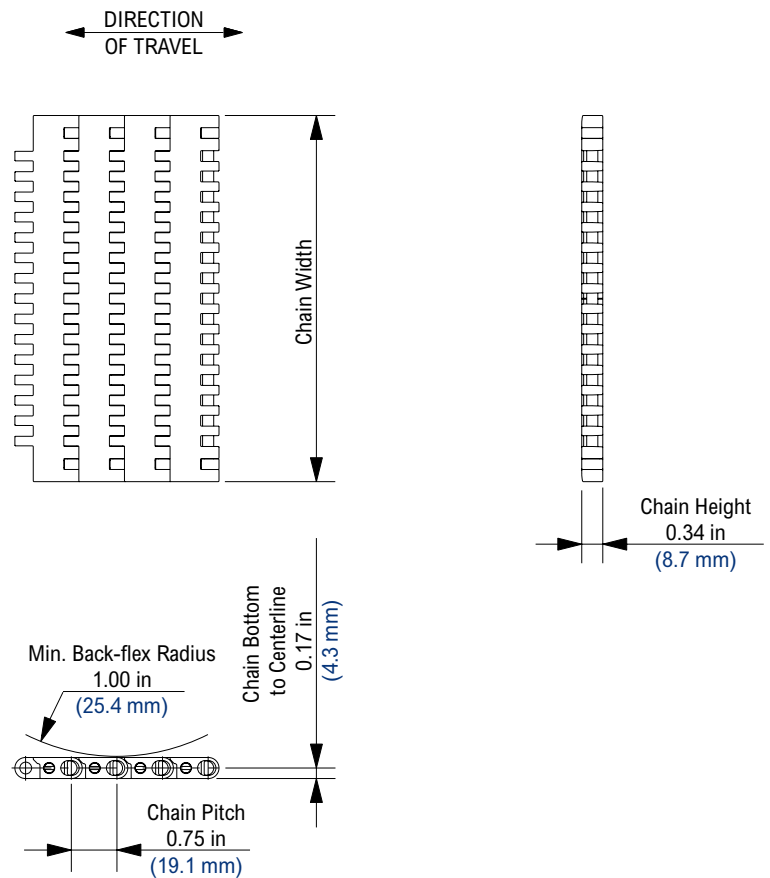


Photo shows 8505 Molded-to-Width (MTW) MatTop Chain molded in High Performance (HP) material.



## Chain Information

desc	Chain Width		Number of Sprockets	Chain Strength	
	in	mm		lbs	N
2 1/3	2.33	59.2	1	225	1,001
3 1/4	3.25	82.6	1	240	1,068
85MM	3.35	85.0	1	240	1,068
4 1/2	4.50	114.3	1	360	1,601
6	6.00	152.4	2	500	2,224
7 1/2	7.50	190.5	2	625	2,780
12	12.00	304.8	4	2,000	8,896

## Available Materials

Prefix	Chain Material	Standard Pin Material	Temperature						Approximate Weight		FDA Approval
			Fahrenheit			Celsius					
			min	max		min	max		lbs/ft <sup>2</sup>	kg/m <sup>2</sup>	
<b>Standard Materials</b>											
Dry-PT	Dry PET Low Friction	Polyester	-40	180	150	-40	82	66	1.82	8.89	Yes
HP	High Performance	Polyester	-40	180	150	-40	82	66	1.82	8.89	Yes
KHT	Khaki High Temperature	Polypropylene	40	220	212	4	104	100	1.22	5.96	Yes
PSX	Platinum Series X	Polyester	-40	180	150	-40	82	66	1.82	8.89	Yes
<b>Non-Standard Materials</b>											
AS	Anti-Static	Polyester	0	180	NR	-18	82	NR	1.82	8.89	No
DKA	Abrasion Resistant Composite	Polyester	0	180	150	-18	82	66	1.82	8.89	Yes
FRPLUS	Flame Retardant Low Friction	Acetal	0	180	140	-18	82	60	2.00	9.77	No
HT	High Temperature	Polypropylene	40	220	212	4	104	100	1.22	5.96	Yes
LF	Low Friction	Polyester	-40	180	150	-40	82	66	1.82	8.89	Yes
PS	Platinum Series	Polyester	-40	180	150	-40	82	66	1.82	8.89	Yes
WHT	White High Temperature	Polypropylene	40	220	212	4	104	100	1.22	5.96	Yes

## Regulatory Information

The Food and Drug Administration (FDA) accepts certain materials for direct food contact. FDA approved material is compliant to FDA 21 CFR § 177.

Rexnord, MatTop, Dry-PT, TwistLock, Platinum Series, Platinum Series X, HP, PS and PSX are trademarks of Rexnord Corporation.

All rights reserved.

U.S. Patents: 5335768, 4436200

## Additional Notes

Non-Standard products are non-returnable. Minimum order quantity and additional setup charges may also apply.

Stocked in 160 pitch, 10 ft (3.048 m) length strands.

Open Area = 4.1%.

Stainless steel pins are available on a made-to-order basis.

Chain strength is based on acetal-based materials and listed at room temperature. NR = Not Recommended.

For additional material information, see material portfolio.

## 8505 (MTW) PT


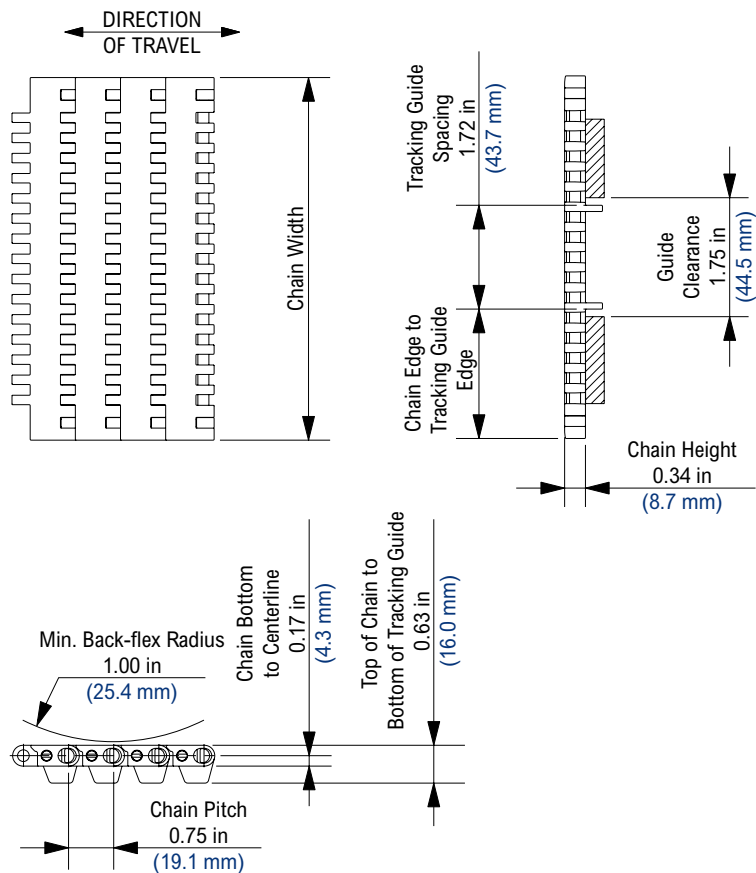


Photo shows 8505 Molded-to-Width (MTW) MatTop Chain with Positrac (PT) Tracking Guides molded in High Performance (HP) material.



### Chain Information

desc	Chain Width		Chain Edge to Tracking Guide Edge		Number of Sprockets	Chain Strength	
	in	mm	in	mm		lbs	N
3 1/4	3.25	82.6	0.76	19.3	1	240	1,068
85MM	3.35	85.0	0.81	20.6	1	240	1,068
4 1/2	4.50	114.3	1.39	35.3	1	360	1,601
6	6.00	152.4	2.14	54.4	1	500	2,224
7 1/2	7.50	190.5	2.89	73.4	1	625	2,780

### Available Materials

Prefix	Chain Material	Standard Pin Material	Temperature						Approximate Weight		FDA Approval
			Fahrenheit			Celsius					
			min	max		min	max		lbs/ft <sup>2</sup>	kg/m <sup>2</sup>	
			dry	wet		dry	wet				
<b>Standard Materials</b>											
Dry-PT	Dry PET Low Friction	Polyester	-40	180	150	-40	82	66	1.82	8.89	Yes
HP	High Performance	Polyester	-40	180	150	-40	82	66	1.82	8.89	Yes
KHT	Khaki High Temperature	Polypropylene	40	220	212	4	104	100	1.22	5.96	Yes
PSX	Platinum Series X	Polyester	-40	180	150	-40	82	66	1.82	8.89	Yes
<b>Non-Standard Materials</b>											
AS	Anti-Static	Polyester	0	180	NR	-18	82	NR	1.82	8.89	No
DKA	Abrasion Resistant Composite	Polyester	0	180	150	-18	82	66	1.82	8.89	Yes
FRPLUS	Flame Retardant Low Friction	Acetal	0	180	140	-18	82	60	2.00	9.77	No
LF	Low Friction	Polyester	-40	180	150	-40	82	66	1.82	8.89	Yes
PS	Platinum Series	Polyester	-40	180	150	-40	82	66	1.82	8.89	Yes

### Regulatory Information

The Food and Drug Administration (FDA) accepts certain materials for direct food contact. FDA approved material is compliant to FDA 21 CFR § 177.

Rexnord, MatTop, Dry-PT, Positrac, TwistLock, Platinum Series, Platinum Series X, HP, PS and PSX are trademarks of Rexnord Corporation.

All rights reserved.

U.S. Patents: 5335768, 4436200

### Additional Notes

Non-Standard products are non-returnable. Minimum order quantity and additional setup charges may also apply.

Stocked in 160 pitch, 10 ft (3.048 m) length strands.

Open Area = 4.1%.

Stainless steel pins are available on a made-to-order basis.

Chain strength is based on acetal-based materials and listed at room temperature. NR = Not Recommended.

For additional material information, see material portfolio.

# 8505 DTS PT


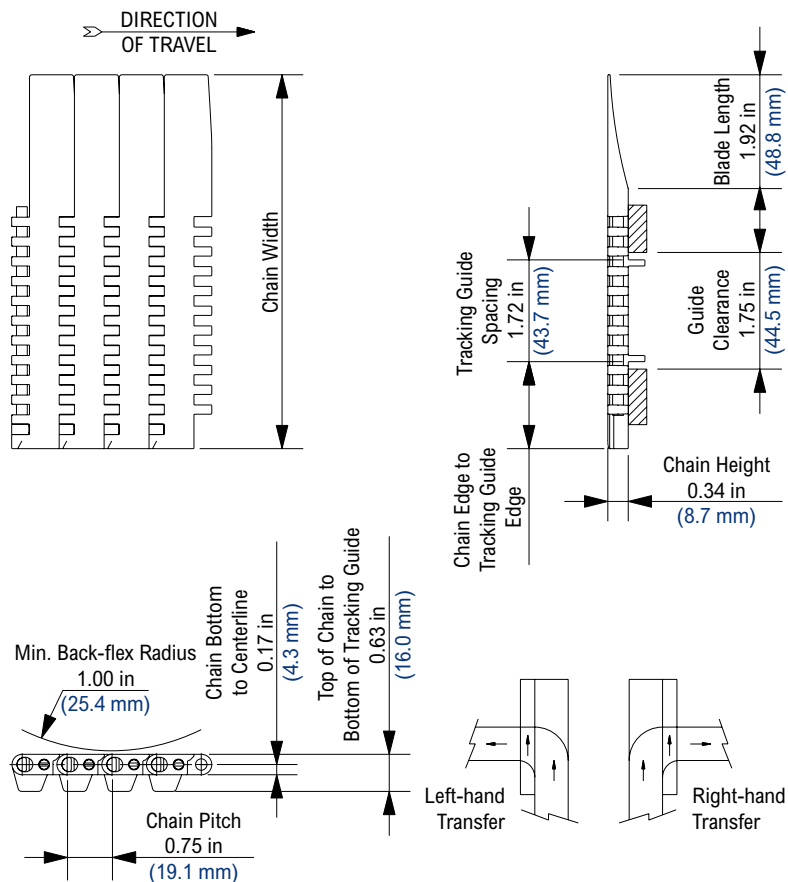


Photo shows 8505 MatTop Chain with DynamicTransfer System (DTS) and Positrack (PT) Tracking Guides molded in High Performance (HP) material.

## Chain Information

desc	Chain Width		Chain Edge to Tracking Guide Edge		Number of Sprockets	Chain Strength	
	in	mm	in	mm		lbs	N
4 1/2	6.30	160.0	1.47	37.3	1	360	1,601
7 1/2	9.30	236.2	2.83	71.9	1	600	2,669



## Available Materials

Prefix	Chain Material	Standard Pin Material	Temperature						Approximate Weight		FDA Approval
			Fahrenheit			Celsius			lbs/ft <sup>2</sup>	kg/m <sup>2</sup>	
			min	max		min	max				
<b>Standard Materials</b>											
Dry-PT	Dry PET Low Friction	Polyester	-40	180	150	-40	82	66	1.82	8.89	Yes
HP	High Performance	Polyester	-40	180	150	-40	82	66	1.82	8.89	Yes
PSX	Platinum Series X	Polyester	-40	180	150	-40	82	66	1.82	8.89	Yes
<b>Non-Standard Materials</b>											
DKA	Abrasion Resistant Composite	Polyester	0	180	150	-18	82	66	1.82	8.89	Yes
FRPLUS	Flame Retardant Low Friction	Acetal	0	180	140	-18	82	60	2.00	9.77	No
KHT	Khaki High Temperature	Polypropylene	40	220	212	4	104	100	1.22	5.96	Yes
LF	Low Friction	Polyester	-40	180	150	-40	82	66	1.82	8.89	Yes

## Regulatory Information

The Food and Drug Administration (FDA) accepts certain materials for direct food contact. FDA approved material is compliant to FDA 21 CFR § 177.

Rexnord, MatTop, Dry-PT, Positrack, TwistLock, Platinum Series, Platinum Series X, HP, PS and PSX are trademarks of Rexnord Corporation.

All rights reserved.

U.S. Patents: 5335768, 5634550, 4436200

## Additional Notes

Non-Standard products are non-returnable. Minimum order quantity and additional setup charges may also apply.

Stocked in 160 pitch, 10 ft (3.048 m) length strands.

Available in both left-hand and right-hand modules.

Chain strength is listed at room temperature. NR = Not Recommended.

For additional material information, see material portfolio.

# 8506


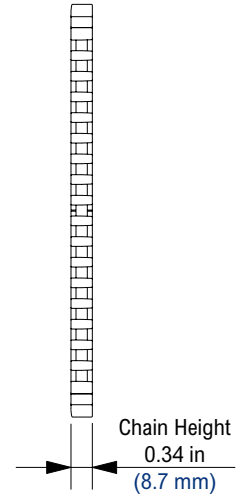



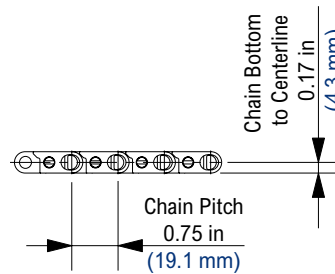
Photo shows 8506 MatTop Chain molded in High Performance (HP) material.

DIRECTION OF TRAVEL



### Chain Information

Chain Capacity	Number of Sprockets	
	per ft of width	per m of width
0% - 25%	2	7
25% - 75%	4	13
75% - 100%	6	20



### Available Materials

Prefix	Chain Material	Standard Pin Material	Temperature						Chain Strength		Approximate Weight		FDA Approval
			Fahrenheit			Celsius							
			min	max		min	max		lbs/ft	N/m	lbs/ft <sup>2</sup>	kg/m <sup>2</sup>	
<b>Standard Materials</b>													
FRPLUS	Flame Retardant Low Friction	Acetal	0	180	140	-18	82	60	1,000	14,590	1.98	9.67	No
HP	High Performance	Polyester	-40	180	150	-40	82	66	2,000	29,180	1.61	7.86	Yes
WHT	White High Temperature	Polypropylene	40	220	212	4	104	100	900	13,131	1.06	5.18	Yes
<b>Non-Standard Materials</b>													
AS	Anti-Static	Polyester	0	180	NR	-18	82	NR	1,200	17,508	1.61	7.86	No
FR	Flame Retardant	Polyester	0	180	140	-18	82	60	900	13,131	1.61	7.86	No
HT	High Temperature	Polypropylene	40	220	212	4	104	100	900	13,131	1.06	5.18	Yes
KHT	Khaki High Temperature	Polypropylene	40	220	212	4	104	100	900	13,131	1.06	5.18	Yes
LF	Low Friction	Polyester	-40	180	150	-40	82	66	2,000	29,180	1.61	7.86	Yes
LUV	Low Temp. Ultraviolet Resistant	Polyethylene	-40	80	80	-40	27	27	700	10,213	1.06	5.18	No
PS	Platinum Series	Polyester	-40	180	150	-40	82	66	2,000	29,180	1.61	7.86	Yes
WLT	White Low Temperature	Polyethylene	-100	80	80	-73	27	27	700	10,213	1.06	5.18	Yes

### Regulatory Information

The Food and Drug Administration (FDA) accepts certain materials for direct food contact. FDA approved material is compliant to FDA 21 CFR § 177.

Rexnord, MatTop, TwistLock, Platinum Series, HP and PS are trademarks of Rexnord Corporation.

All rights reserved.

U.S. Patents: 5335768, 4436200

### Additional Notes

Non-Standard products are non-returnable. Minimum order quantity and additional setup charges may also apply.

For chain width information see Rexnord Chain Width Table on page 333. Open area = 21.0%.

Stainless steel pins are available on a made-to-order basis.

Chain strength is listed at room temperature. NR = Not Recommended.

For additional material information, see material portfolio.

# 8506 (MTW)


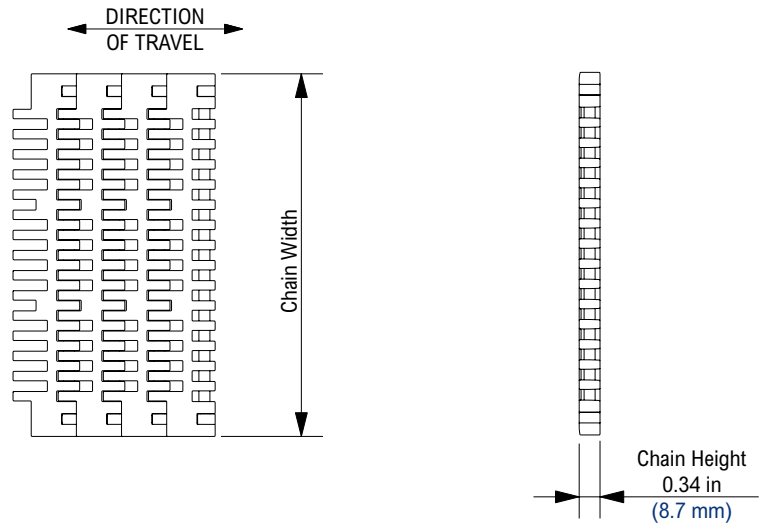


Photo shows 8506 Molded-to-Width (MTW) MatTop Chain molded in High Performance (HP) material.



## Chain Information

desc	Chain Width		Number of Sprockets	Chain Strength	
	in	mm		lbs	N
2 1/3	2.33	59.2	1	225	1,001
3 1/4	3.25	82.6	1	240	1,068
85MM	3.35	85.0	1	240	1,068
4 1/2	4.50	114.3	1	360	1,601
6	6.00	152.4	2	500	2,224
7 1/2	7.50	190.5	2	625	2,780
12	12.00	304.8	4	2,000	8,896

## Available Materials

Prefix	Chain Material	Standard Pin Material	Temperature						Approximate Weight		FDA Approval
			Fahrenheit			Celsius					
			min	max		min	max		lbs/ft <sup>2</sup>	kg/m <sup>2</sup>	
			dry	wet		dry	wet				
<b>Standard Materials</b>											
HP	High Performance	Polyester	-40	180	150	-40	82	66	1.61	7.86	Yes
<b>Non-Standard Materials</b>											
FRPLUS	Flame Retardant Low Friction	Acetal	0	180	140	-18	82	60	1.98	9.67	No
HT	High Temperature	Polypropylene	40	220	212	4	104	100	1.06	5.18	Yes
LF	Low Friction	Polyester	-40	180	150	-40	82	66	1.61	7.86	Yes
WHT	White High Temperature	Polypropylene	40	220	212	4	104	100	1.06	5.18	Yes

## Regulatory Information

The Food and Drug Administration (FDA) accepts certain materials for direct food contact. FDA approved material is compliant to FDA 21 CFR § 177.

Rexnord, MatTop, TwistLock, Platinum Series, HP and PS are trademarks of Rexnord Corporation.

All rights reserved.

U.S. Patents: 5335768, 4436200

## Additional Notes

Non-Standard products are non-returnable. Minimum order quantity and additional setup charges may also apply.

Stocked in 160 pitch, 10 ft (3.048 m) length strands.

Open Area = 21.0%.

Stainless steel pins are available on a made-to-order basis.

Chain strength is based on acetal-based materials and listed at room temperature. NR = Not Recommended.

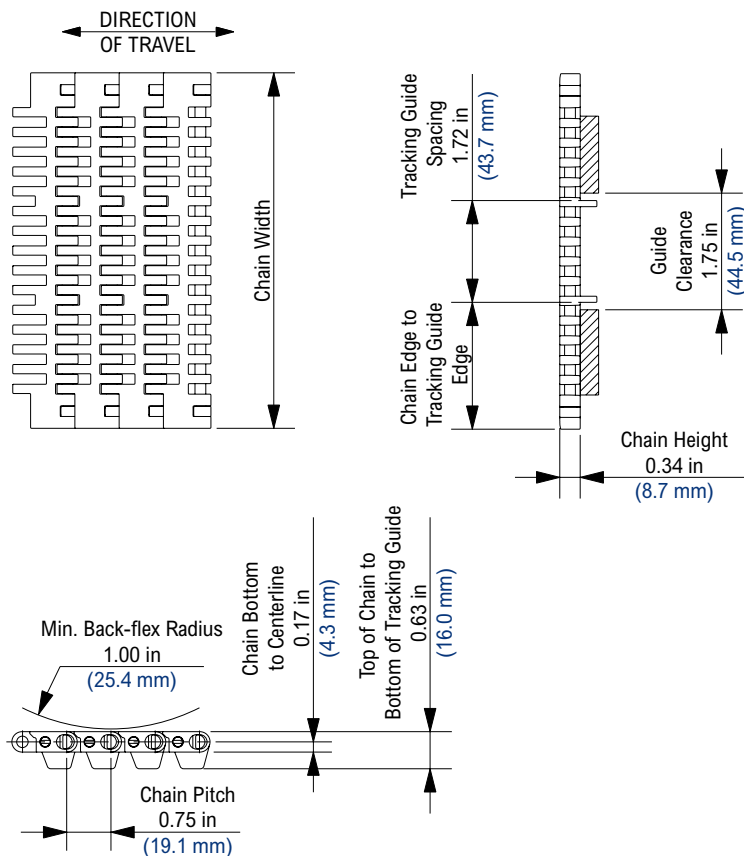
For additional material information, see material portfolio.



## 8506 (MTW) PT



Photo shows 8506 Molded-to-Width (MTW) MatTop Chain with Positrac (PT) Tracking Guides molded in High Performance (HP) material.



### Chain Information

desc	Chain Width		Chain Edge to Tracking Guide Edge		Number of Sprockets	Chain Strength	
	in	mm	in	mm		lbs	N
3 1/4	3.25	82.6	0.76	19.3	1	240	1,068
85MM	3.35	85.0	0.81	20.6	1	240	1,068
4 1/2	4.50	114.3	1.39	35.3	1	360	1,601
6	6.00	152.4	2.14	54.4	1	500	2,224
7 1/2	7.50	190.5	2.89	73.4	1	625	2,780

### Available Materials

Prefix	Chain Material	Standard Pin Material	Temperature						Approximate Weight		FDA Approval
			Fahrenheit			Celsius					
			min	max		min	max		lbs/ft <sup>2</sup>	kg/m <sup>2</sup>	
<b>Standard Materials</b>											
HP	High Performance	Polyester	-40	180	150	-40	82	66	1.61	7.86	Yes
<b>Non-Standard Materials</b>											
FRPLUS	Flame Retardant Low Friction	Acetal	0	180	140	-18	82	60	1.98	9.67	No
HT	High Temperature	Polypropylene	40	220	212	4	104	100	1.06	5.18	Yes
LF	Low Friction	Polyester	-40	180	150	-40	82	66	1.61	7.86	Yes

### Regulatory Information

The Food and Drug Administration (FDA) accepts certain materials for direct food contact. FDA approved material is compliant to FDA 21 CFR § 177.

Rexnord, MatTop, Positrac, TwistLock, Platinum Series, HP and PS are trademarks of Rexnord Corporation.

All rights reserved.

U.S. Patents: 5335768, 4436200

### Additional Notes

Non-Standard products are non-returnable. Minimum order quantity and additional setup charges may also apply.

Stocked in 160 pitch, 10 ft (3.048 m) length strands.

Open Area = 21.0%.

Stainless steel pins are available on a made-to-order basis.

Chain strength is based on acetal-based materials and listed at room temperature. NR = Not Recommended.

For additional material information, see material portfolio.




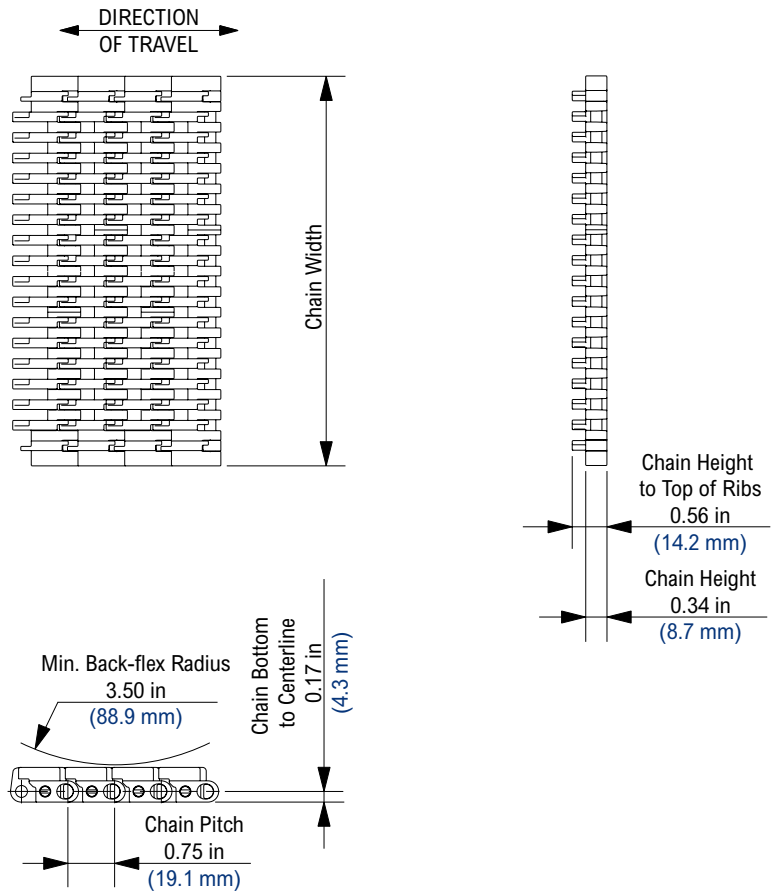


Photo shows 8507 MatTop Chain molded in High Performance (HP) material.



**Chain Information**

Chain Capacity	Number of Sprockets			
	with Transfer Comb		without Transfer Comb	
	per ft	per m	per ft	per m
0% - 25%	4	13	2	7
25% - 75%	6	20	4	13
75% - 100%	6	20	6	20

**Available Materials**

Prefix	Chain Material	Standard Pin Material	Temperature						Chain Strength		Approximate Weight		FDA Approval
			Fahrenheit			Celsius							
			min	max		min	max		lbs/ft	N/m	lbs/ft <sup>2</sup>	kg/m <sup>2</sup>	
				dry	wet		dry	wet					
<b>Standard Materials</b>													
HP	High Performance	Polyester	-40	180	150	-40	82	66	2,000	29,180	2.27	11.08	Yes
HT	High Temperature	Polypropylene	40	220	212	4	104	100	900	13,131	1.53	7.47	Yes
<b>Non-Standard Materials</b>													
AS	Anti-Static	Polyester	0	180	NR	-18	82	NR	1,200	17,508	2.27	11.08	No
LF	Low Friction	Polyester	-40	180	150	-40	82	66	2,000	29,180	1.82	8.89	Yes
PS	Platinum Series	Polyester	-40	180	150	-40	82	66	2,000	29,180	2.27	11.08	Yes
WHT	White High Temperature	Polypropylene	40	220	212	4	104	100	900	13,131	1.53	7.47	Yes

**Regulatory Information**

The Food and Drug Administration (FDA) accepts certain materials for direct food contact. FDA approved material is compliant to FDA 21 CFR § 177.

Rexnord, MatTop, TwistLock, Platinum Series, HP and PS are trademarks of Rexnord Corporation.

All rights reserved.

U.S. Patents: 5335768, 4436200

**Additional Notes**

Non-Standard products are non-returnable. Minimum order quantity and additional setup charges may also apply.

For chain width information see Rexnord Chain Width Table on page 333.

Open area = 20.7%.

Stainless steel pins are available on a made-to-order basis.

Thermoplastic pins are available upon request.

Chain Load Ratings are listed at room temperature. The derate factor is the amount the chain capacity is reduced in comparison to standard materials.

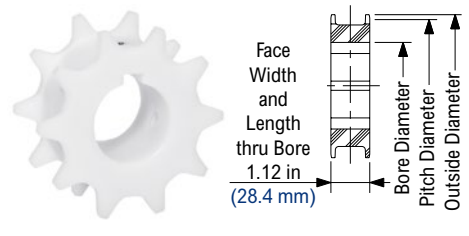
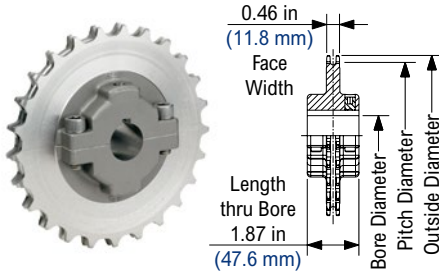
NR = Not Recommended.

For additional material information, see material portfolio.

SSS8500 Stainless Steel Split Sprocket

KU8500 Thermoplastic Sprocket

KU8500 Thermoplastic "H-Style" Sprocket



SSS8500 Stainless Steel Split Sprocket Information

Number of Teeth	Pitch Diameter	Outside Diameter	Bore Diameter (Shaft-Ready)												Bore Diameter (Round)				Approximate Weight		
			Round						Square						in		mm				
			in		mm		in		mm		in		mm		in		mm				
actual	effect	in	mm	in	mm	min	max	min	max	min	max	min	max	min	max	min	max	min	max	lbs	kg
24	24	5.800	147.32	5.84	148.3	1	1 1/2	25	40	1	1	25	25	1	2	25	50	4.77	2.16		
25	25	6.040	153.42	6.09	154.7	1	1 1/2	25	40	1	1	25	25	1	2	25	50	4.97	2.25		
27	27	6.521	165.63	6.57	166.9	1	2 1/2	25	60	1	3 1/2	25	90	1	3 1/2	25	90	5.20	2.36		

Shaft-ready round bore sprockets are shipped with keyway and no setscrew.

\* The 3-1/2 in and 90 mm bores for the 27 tooth square bore sprocket and all round bore sprockets above 1-1/2 in (40 mm) are supplied as machined bores. All other bores are supplied with split bore adapters.

KU8500 Thermoplastic Sprocket Information

Number of Teeth	Pitch Diameter	Outside Diameter	Bore Diameter (Shaft-Ready)												Bore Diameter (Idler)				Approximate Weight		FDA Approval	
			Round						Square						in		mm					
			in		mm		in		mm		in		mm		in		mm					
actual	effect	in	mm	in	mm	min	max	min	max	min	max	min	max	min	max	min	max	min	max	lbs	kg	
10	10	2.450	62.23	2.42	61.5	3/4	1	25	25	1	1	25	25	3/4	1	25	25	0.28	0.13	Yes		
14	14	3.402	86.41	3.40	86.4	1	1 1/4	25	30	1	1 1/2	25	40	1	1 1/4	25	30	0.17	0.08	Yes		
17	17	4.120	104.65	4.15	105.4	1	1 1/2	25	40	1	1 1/2	25	40	1	1 1/2	25	40	0.38	0.17	Yes		
21	21	5.079	129.01	5.12	130.0	1	2 1/2	25	65	1	2 1/2	25	65	1	2 1/2	25	65	0.59	0.27	Yes		
24	24	5.800	147.32	5.84	148.3	1	3 3/8	25	85	1	2 3/4	25	70	1	3 1/2	25	65	0.69	0.31	Yes		
25	25	6.040	153.42	6.09	154.7	1	3 3/4	25	95	1	3	25	75	1	4	25	75	0.75	0.34	Yes		
27	27	6.520	165.61	6.57	166.9	1	3 3/4	25	95	1	3	25	75	1	4	25	75	0.80	0.36	Yes		
28	28	6.760	171.70	6.81	173.0	1	3 3/4	25	95	1	3	25	75	1	4	25	75	0.85	0.39	Yes		

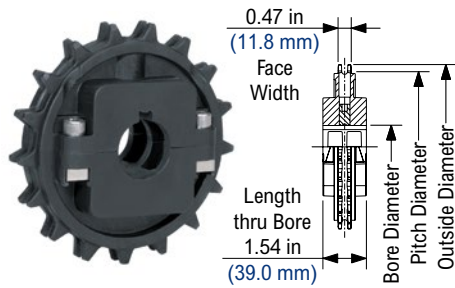
Shaft-ready round bore sprockets are shipped with keyway and no setscrew. Idler bores are designed to spin freely on the shaft. 10 tooth sprocket has a Length thru Bore of 1.38 in (35.1 mm).

KU8500 Thermoplastic "H-Style" Sprocket Information

Number of Teeth	Pitch Diameter	Outside Diameter	Bore Diameter (Shaft-Ready)												Bore Diameter (Idler)				Approximate Weight		FDA Approval	
			Round						Square						in		mm					
			in		mm		in		mm		in		mm		in		mm					
actual	effect	in	mm	in	mm	min	max	min	max	min	max	min	max	min	max	min	max	min	max	lbs	kg	
14	14	3.402	86.41	3.40	86.4	1	1 1/4	25	30	1	1 1/2	25	40	1	1 1/4	25	30	0.17	0.08	Yes		
17	17	4.120	104.65	4.15	105.4	1	1 1/2	25	40	1	2	25	50	1	1 1/2	25	40	0.34	0.15	Yes		
25	25	6.040	153.42	6.09	154.7	1	3	25	75	1	3	25	80	1	2 1/2	25	65	0.97	0.44	Yes		

Shaft-ready round bore sprockets are shipped with keyway and no setscrew. Idler bores are designed to spin freely on the shaft.

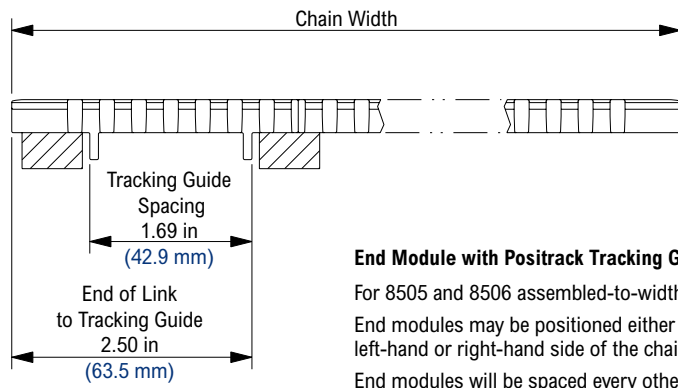
## NS8500 Thermoplastic Split Sprocket



### NS8500 Thermoplastic Split Sprocket Information

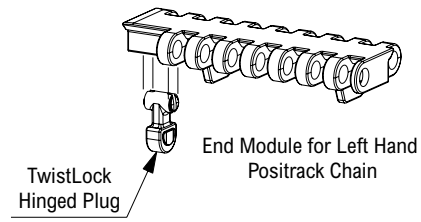
Number of Teeth		Pitch Diameter		Outside Diameter		Bore Diameter (Shaft-Ready)								Bore Diameter (Idler)				Approximate Weight			
						Round				Square				in		mm					
						in	mm	min	max	min	max	min	max	min	max	min	max			min	max
actual	effect	in	mm	in	mm	min	max	min	max	min	max	min	max	min	max	min	max	min	max	lbs	kg
17	17	4.120	104.65	4.15	105.4	1	1 1/2	25	40	1	1 1/2	25	40	1	1 1/2	25	40	0.48	0.22		
21	21	5.079	129.01	5.12	130.0	1	2	25	50	1	2	25	50	1	2	25	50	0.58	0.26		
24	24	5.800	147.32	5.84	148.3	1	2 1/2	25	65	1	2 1/2	25	65	1	2 1/2	25	65	0.68	0.31		
25	25	6.040	153.42	6.09	154.7	1	2 1/2	25	65	1	2 1/2	25	65	1	2 1/2	25	65	0.78	0.35		
27	27	6.521	165.63	6.57	166.9	1	2 5/8	25	65	1	2 1/2	25	65	1	3	25	75	1.18	0.54		

Imperial shaft-ready round bore sprockets are shipped with keyway and setscrew. Metric shaft-ready round bore sprockets are shipped with keyway and no setscrew. Idler bores are designed to spin freely on the shaft.

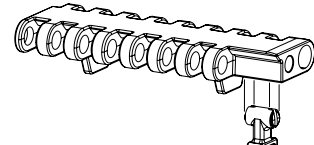


**End Module with Positrack Tracking Guides**

For 8505 and 8506 assembled-to-width chain only.  
 End modules may be positioned either on the left-hand or right-hand side of the chain.  
 End modules will be spaced every other pitch.



End Module for Left Hand Positrack Chain



End Module for Right Hand Positrack Chain

TwistLock Hinged Plug


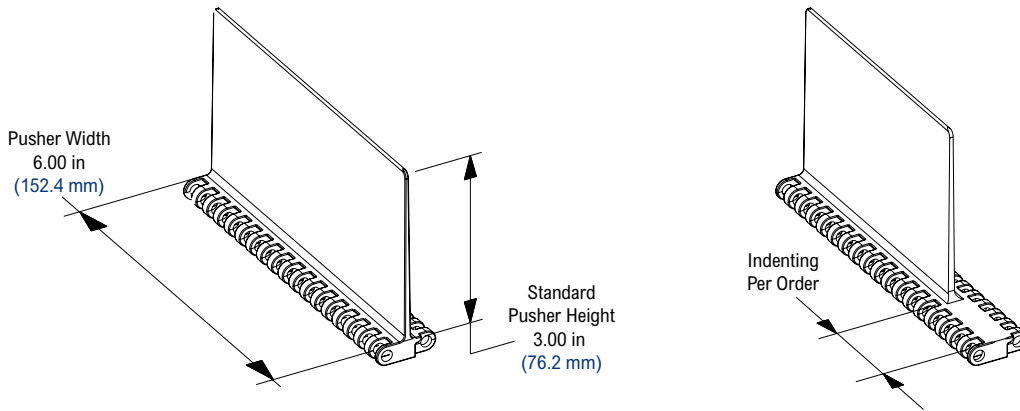
**Pusher Attachment (F-Style)**

All pusher attachments are molded 6 in (152.4 mm) wide.  
 The F3 designation represents an F-style pusher attachment at a height of 3 in (76.2 mm) that can be cut down to a minimum height of 1/4 in (6.35 mm).  
 If chain is to have pushers and sideguards, pushers must be spaced on even pitch increments.  
 Please indicate if pusher attachments are required every pitch,

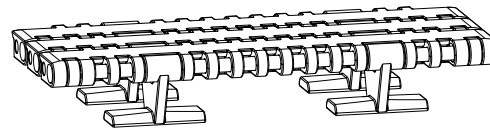
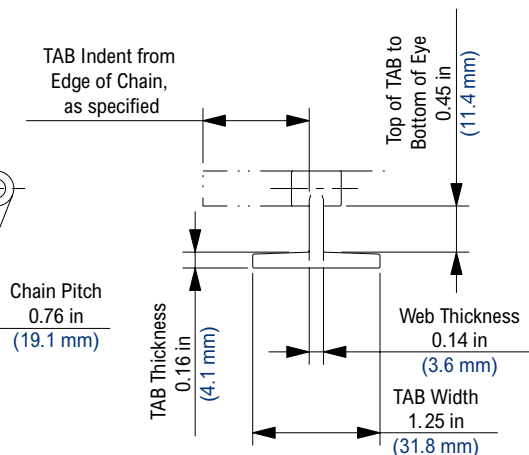
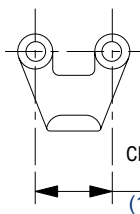
every second pitch, etc. when ordering. Also, indicate if indents are required in the center, on one or both sides of the chain.

For example, "I would like F3 pusher attachments every 8th pitch indented 3/4 in on both sides of the chain."

**Note:** Not offered with 8505 Metric chain.



TAB Indent from Edge of Chain, as specified



**T - TAB Attachment**

Minimum TAB indent, from edge of chain, is 0.92 in (23.4 mm) by .33 in (8.4 mm) increments.

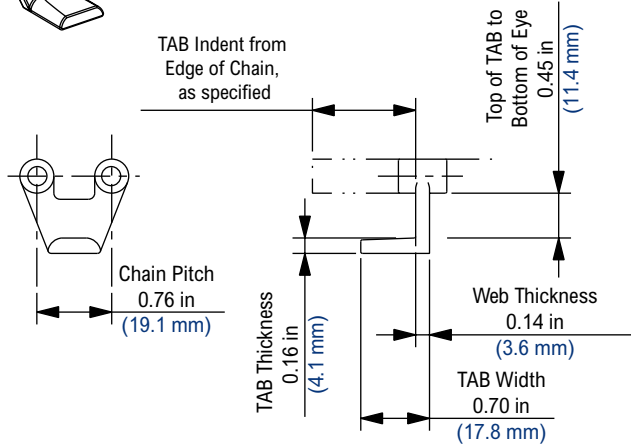
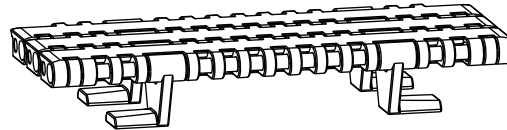
Please indicate if hold down TAB attachments are required every second pitch, etc. when ordering.

Unless otherwise specified, TABs will be placed at 1.25 in (31.8 mm) indents on both sides.

For 8505 and 8506 chains only.

**Note:** Not offered with 8505 Metric chain.

Please contact Rexnord for specific applications.



**L - TAB Attachment**

Minimum TAB indent, from edge of chain, is 0.92 in (23.4 mm) by .33 in (8.4 mm) increments.

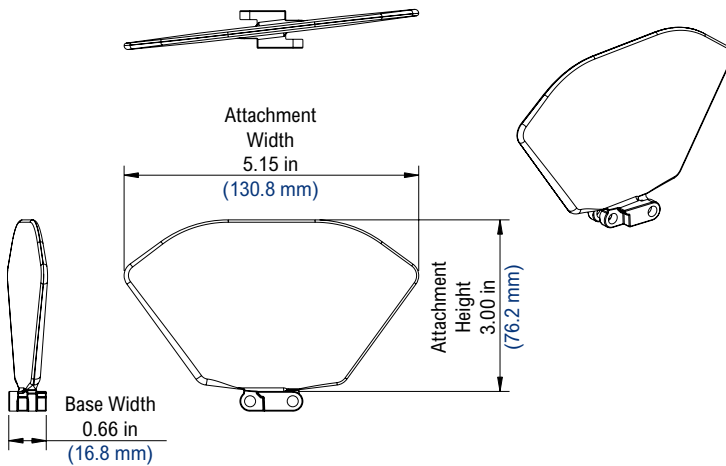
Please indicate if hold down TAB attachments are required every second pitch, etc. when ordering.

Unless otherwise specified, TABs will be placed at 1.25 in (31.8 mm) indents on both sides.

For 8505 and 8506 chains only.

**Note:** Not offered with 8505 Metric chain.

Please contact Rexnord for specific applications.



**Sideguard Attachment**

Please indicate if sideguard attachments are required down one or both sides of the chain when ordering.

Available sideguard indents are either 1.50 in (38.1 mm) or 2.25 in (57.2 mm) only.

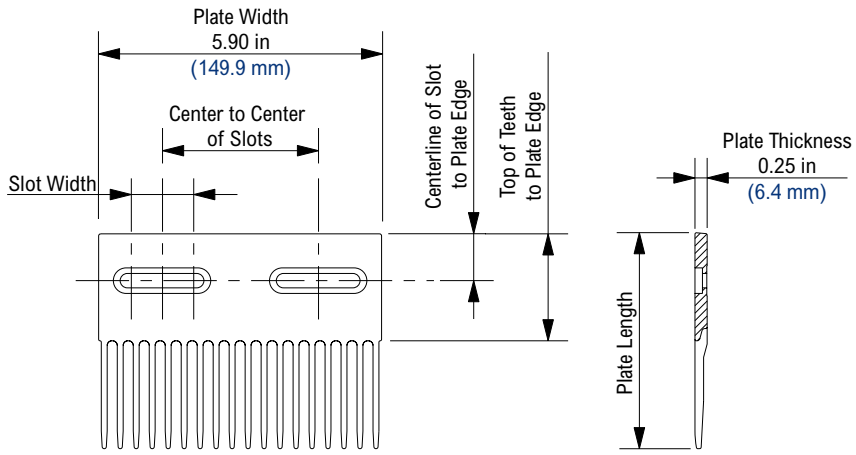
Sideguard attachments can be cut down to a minimum height of 1 in (25.4 mm).

If the chain is ordered with both sideguard and pusher attachments, the sideguard attachment will be furnished the **same height** as the pusher attachment.

If chain is to have pushers and sideguards, pushers must be spaced on even pitch increments.

Please contact if any deviations from this standard are required.

**Note:** Not offered with 8505 Metric chain.



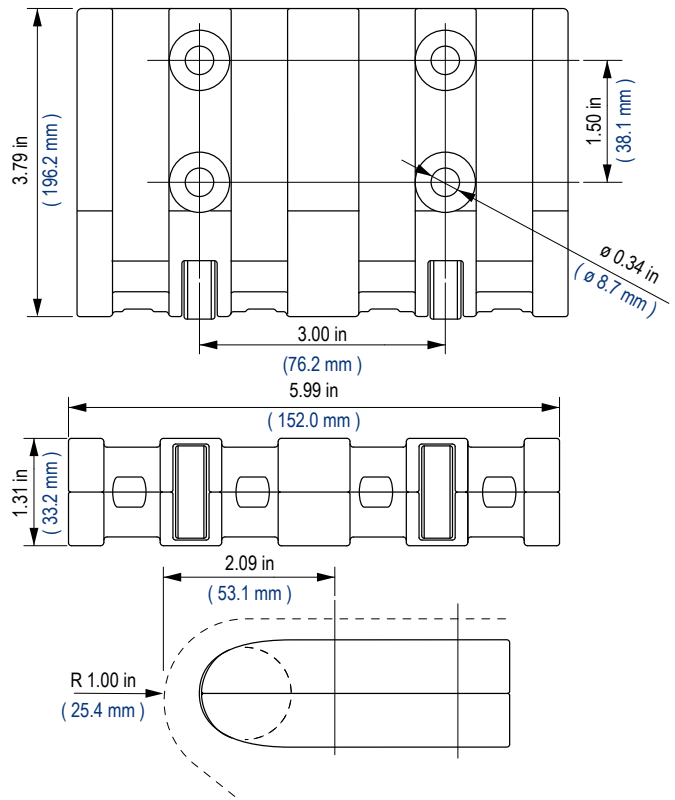
**8507 Transfer Comb Kit**

Transfer Comb Kit Number	Transfer Plate Part Number	Screw Part Number	Slot Caps Part Number	Plate Length		Slot Width		Centerline of Slot to Plate Edge		Top of Teeth to Plate Edge		Center to Center of Slots		Approximate Weight	
				in	mm	in	mm	in	mm	in	mm	in	mm	lbs	kg
10131490	10071813	10075965	10069160	4.50	114.3	1.45	36.8	1.00	25.4	2.25	57.2	3.25	82.6	0.20	0.09
10131492	10071814	10075965	10069160	7.50	190.5	1.45	36.8	2.00	50.8	4.25	108.0	3.25	82.6	0.40	0.18

Transfer combs are molded of a proprietary black internally lubricated high temperature material.

Transfer comb kits are supplied with screws and slot caps.

For 8507 chain only.



**Dynamic Nose-Over Bar For 8500 Series Chains**

Material: Nose-over bar in polyamide (PA). Steel bearings

Usage: For 8503, 8505 and 8507 MatTop chains

**Dynamic Nose-Over Bar**

Overall Length		Part Number
in	mm	
6.00	152.4	10193110



## Rexnord Chain Width Table (MTW vs Standard Vs Nonstandard)

Chain Series	MTW Molded to Width Chains	Standard (uncut)				Nonstandard (cut)				Accessories						
		Minimum Chain Width		Chain Width Increment		Minimum Chain Width		Chain Width Increment		Pushers	Curved Pushers	Buckets	Sideguards	DTS-C	Hold Down TAB's	Vacuum Holes
		(in)	(mm)	(in)	(mm)	(in)	(mm)	(in)	(mm)							
395	----	6	152.4	2	50.8	----	----	----	----							
1000 FG/FT Metric	84mm	3.35	85	3.35	85	0.98	25	0.20	5							
1000 FFTP/FFGP FreeFlow Metric	85mm	3.35	85	3.35	85	0.98	25	0.20	5							
1000 RRR	38mm	----	----	----	----	----	----	----	----							
1001FG/FT (w/PT)	3.3in	----	----	----	----	----	----	----	----							
1255	----	10.04	255	3.35	85	4.69	119	0.67	17							
1265	----	13.39	340	3.35	85	10.04	255	0.67	17							RB, RBP, RBT
1275	----	13.39	340	3.35	85	10.04	255	0.67	17							
1285	----	13.39	340	3.35	85	10.04	357	0.67	17							
1503	6in	6	152.4	3	76.2	----	----	----	----							
1505 / 1506	3in, 4.5in, 6in, 38mm, 46mm	3	76.2	3	76.2	4.5	114.3	0.75	19.05	■		■				
1505 RubberTop	----	3	76.2	3	76.2	4.5	114.3	0.75	19.05							
1505 DTS (w/PT)	6.3in	----	----	----	----	----	----	----	----							
1553	----	10.04	255	3.35	85	----	----	----	----							
1625B-TAB	----	12	304.8	3	76.2	----	----	----	----							■
3122HYB / 3125HYB / 3125HYB RT	4in, 8in	4	101.6	4	101.6	----	----	----	----	■						
3125 / 3129	4in, 8in	4	101.6	4	101.6	6	152.4	2	50.8	■		■				
3185	3.2in	----	----	----	----	----	----	----	----							
3185 RubberTop	3.2in	----	----	----	----	----	----	----	----							
4705	6in	6	152.4	6	152.4	2	50.8	Any width possible		■		■		■	■	
4706	6in	6	152.4	6	152.4	2	50.8	Any width possible		■		■				
4707	6in	6	152.4	6	152.4	2	50.8	1	25.4				■			
5705 / 5706	3.25in, 4.5in, 6in, 7.5in, 15in	6	152.4	3	76.2	3	76.2	1	25.4	■						
5705 SuperGrip	----	6	152.4	3	76.2	3	76.2	1	25.4							
5705 / 5706 (w/PT)	3.25in, 4.5in	----	----	----	----	----	----	----	----							
5705 DTS (w/PT)	6.8in	----	----	----	----	----	----	----	----							
5935	3in	9	228.6	3	76.2	3	76.2	0.75	19.05	■		■		■	■	
5936	----	18	457.2	6	152.4	2.25	57.15	0.75	19.05	■		■		■	■	
5966	----	18	457.2	6	152.4	4-11/16 in (3 in possible)		Contact Rexnord Engineering		■		■				
5995	----	9	228.6	3	76.2	3	76.2	0.5	12.7							
5996	----	18	457.2	6	152.4	4.5	114.3	0.5	12.7	■		■				
5997	----	18	457.2	6	152.4	4.5	114.3	0.5	12.7				■			
5998	----	18	457.2	6	152.4	5	127	0.5	12.7	■		■				
6085	3in, 6in	3	76.2	3	76.2	3 3/5	91.44	3/5	15.24	■		■				
6938	3in, 6in	3	76.2	3	76.2	3.75	95.25	0.75	19.05	■		■				
6995 / 6999	----	18	457.2	6	152.4	5	76.2	0.5	12.7	■		■				
6995HYB / 6999HYB	----	12	304.8	3	76.2	9	228.6	3	76.2							
7526 Metric	----	10.04	255	3.34	85	6.69	170	0.66	17							
7703	----	9	228.6	3	76.2	5in (3in possible)		1	25.4							
7705 / 7706	3.25in, 4.5in, 6in, 7.5in, 15in	6	152.4	3	76.2	5in (3in possible)		0.5	12.7							
7705 (w/PT)	3.25in, 4.5in, 7.5in, 84mm	----	----	----	----	----	----	----	----							
7706 (w/PT)	3.25in, 4.5in, 7.5in	----	----	----	----	----	----	----	----							
7705 DTS (w/PT)	6.3in, 9.3in	----	----	----	----	----	----	----	----							
7705 DTS-R (w/PT)	6.3in, 9.3in	----	----	----	----	----	----	----	----							
7705 / 7706 Metric	----	10.04	255	3.34	85	5.59	142	Contact Rexnord Engineering								
7705 Metric (w/PT)	----	10.04	255	3.34	85	5.59	142	Contact Rexnord Engineering								
7705 RubberTop	----	9	228.6	3	76.2	9.5	241.3	0.5	12.7							
7705 SuperGrip	4in, 6in	9	228.6	3	76.2	9.5	241.3	0.5	12.7							
7708	----	9	228.6	3	76.2	5in (3in possible)		0.5	12.7							
7743	----	9	228.6	3	76.2	----	----	----	----							
7748	3in, 6in	3	76.2	3	76.2	5	127	1	25.4							
7956	6in, 12in, 15in, 18in, 24in, 30in	----	----	----	----	----	----	----	----							Bear- ing, GT, TAB
7963/7966	12in, 15in	12	304.8	0.5	12.7	----	----	----	----							Bear- ing, NT, ST
8503	----	3	76.2	3	76.2	----	----	----	----							
8505	3.25in, 85mm, 4.5in, 6in, 7.5in, 12in	9	228.6	3	76.2	2 1/3	59.26	1/3	8.5	■		■		■	■	
8505 DTS (w/PT)	6.3in, 9.3in	----	----	----	----	----	----	----	----							
8505 Metric	----	10.04	255	3.34	85	3.34	85	1/3	8.5							
8505 RubberTop	----	9	228.6	3	76.2	2 1/3	59.26	1/3	8.5							■
8506	2.33in, 3.25in, 85mm, 4.5in, 6in, 7.5in, 12in	9	228.6	3	76.2	2 1/3	59.26	1/3	8.5	■		■		■	■	
8505 / 8506 (w/PT)	3.25in, 85mm, 4.5in, 6in, 7.5in, 12in	9	228.6	3	76.2	2 1/3	59.26	1/3	8.5	■		■		■	■	
8507	----	18	457.2	6	152.4	3	76.2	1/3	8.5							

\* Actual Chain Width = Effective (or Nominal) Chain Width (Multiples of 3 in (76.2 mm))+ 0.75 in (19.0 mm)





All Rexnord Chain is formed or molded from the highest quality materials available. From low friction to high temperature, we offer the widest selection of materials specifically tailored around the needs of our customers. We are committed to ongoing research and development allowing us to adapt to our customers and their demanding application requirements.

# Rexnord Materials

## MATERIAL INDEX

Material Prefix	Description	Page	Primary Components	FDA Approved
AS	Anti-Static	337	Electrically conductive acetal (POM)	No
BHT	Blue High Temperature	361	Polypropylene (PP)	Yes
BIR	Black Impact Resistant	338	Impact resistant nylon (PA)	No
BLT	Blue Low Temperature	366	Polyethylene (HDPE)	Yes
BRSM	Black Cut Resistant with Red End Links	339	Cut and abrasive wear resistant acetal (POM)	Yes
BSM	Black Cut Resistant	378	Cut and abrasive wear resistant acetal (POM)	Yes
BUV	Blue Acetal Ultraviolet Resistant	345	Ultraviolet resistant acetal (POM)	No
BWR	Black Wear Resistant	340	Wear resistant nylon (PA) composite	No
BWX	Black Abrasion Resistant Polyamide	379	Abrasion resistant nylon (PA)	No
BYSM	Black Cut Resistant with Yellow End Links	339	Cut and abrasive wear resistant acetal (POM)	Yes
CR	Extreme Chemical Resistant	341	Fluorinated polymer	Yes
DKA	Abrasion Resistant Composite Resin	343	Advanced Composite Resin Designed for Wet & Dry Abrasive Applications	Yes
Dry-PT	Dry PET Low Friction (Lime Green)	344	Advanced performance polymer alloy designed for run dry PET container applications	Yes
DUV	Acetal Ultraviolet Resistant	345	Ultraviolet resistant acetal (POM)	No
EPDM	Ethylene propylene rubber	346	Ethylene propylene rubber	No
ESD	Electrostatic Dissipative	347	Electrically conductive polypropylene (PP)	No
FR	Flame Retardant	348	Flame retardant polyester (PBT)	No
FR-ESD	Flame Retardant Electrostatic Dissipative	349	Flame retardant electrostatic dissipative Nylon (PA)	No
FRPLUS	Flame Retardant Low Friction	350	High performance flame retardant polymer	No
FR-PA	Flame Retardant Nylon	351	Flame retardant Nylon (PA)	No
FTR	Fryer Temperature Resistant	352	Fryer Temperature Resistant Nylon (PA).	Yes
GLD	Grey Low Temperature Detectable	353	Polyethylene (HDPE) and nonferrous metal particulate	Yes
GSM	Grey Cut Resistant	382	Cut resistant acetal (POM)	Yes
GTC	Grey Tough Composite	354	High strength, impact modified composite.	No
GTC	Gray Tough Composite Friction Top	355	High strength, impact modified composite with high friction pads.	No
HCAS	High Capacity Anti-static	356	High capacity Anti-static acetal (POM)	No
HC-ESD	High Capacity Electrostatic Dissipative	357	High capacity electrostatic dissipative acetal (POM)	No
HP	High Performance	358	High performance, internally lubricated acetal (POM)	Yes
HP	High Performance Friction Top	359	High performance HP with molded high friction pads	No
HTXS	Heat Stabilized	360	Heat stabilized nylon (PA)	No
HT	High Temperature Friction Top	361	Polypropylene (PP)	Yes
HT	High Temperature Friction Top	362	High temperature polypropylene with TPE high friction pads	No
HTB	Black High Temperature	361	Polypropylene (PP)	Yes
HTX	Extreme High Temperature	363	Leading edge advanced polymer designed specifically for heat shrink tunnels	No
HUV	High Temperature Ultraviolet Resistant	364	Ultraviolet resistant polypropylene (PP)	No
KHT	Khaki High Temperature Friction Tope	362	Polypropylene (PP)	Yes
LF	Low Friction	365	Low friction acetal (POM)	Yes
LT	Low Temperature	366	Low temperature polyethylene	Yes
LUV	Low Temperature Ultraviolet Resistant	367	Ultraviolet resistant polyethylene (HDPE)	No
MR	Melt Resistant	368	Melt resistant nylon (PA)	No
Neoprene	Neoprene	369	Neoprene	No
P	Chemical Resistant	370	Polyester (PBT)	Yes
PS	Platinum Series	371	High speed, Platinum Series internally lubricated acetal (POM)	Yes
PSX	Platinum Series X	372	High speed, Platinum Series internally lubricated acetal (POM)	Yes
RHT	Red High Temperature	361	Polypropylene (PP)	Yes
RLD	Red Low Temperature Detectable	353	Polyethylene (HDPE) and nonferrous metal particulate	Yes
RSM	Red Cut Resistant	378	Cut and abrasive wear resistant acetal (POM)	Yes
RUV	Red Acetal Ultraviolet Resistant	345	Ultraviolet resistant acetal (POM)	No
S	Carbon Steel	373	Carbon steel	No
SMB	Blue Cut Resistant	378	Cut and abrasive wear resistant acetal (POM)	Yes
SRMB	Blue Cut Resistant with Red End Links	339	Cut and abrasive wear resistant acetal (POM)	Yes
SS	Stainless Steel	374	Austenitic stainless steel	Yes
SSB	Stainless Steel Low Magnetic	375	Low ferromagnetic austenitic stainless steel	Yes
SYMB	Blue Cut Resistant with Yellow End Links	339	Cut and abrasive wear resistant acetal (POM)	Yes
THD	Tan High Temperature Detectable	376	Polypropylene (PP) and nonferrous metal particulate	Yes
USP	Ultra Stabilized Polypropylene	377	Polypropylene (PP) and Chemical Stabilizers	Yes
WHP	White High Performance	358	High performance, internally lubricated acetal (POM)	Yes
WHT	White High Temperature Friction Top	362	Polypropylene (PP)	Yes
WLT	White Low Temperature	366	Polyethylene (HDPE)	Yes
WSM	White Cut Resistant	378	Cut and abrasive wear resistant acetal (POM)	Yes
WX	Green Abrasion Resistant Polyamide	379	Abrasion Resistant Polyamide (PA) Composite	No
XLA	Internally Lubricated Polyacetal	380	Internally lubricated polyacetal (POM)	Yes
XLG	Low Friction Acetal	381	Internally lubricated polyacetal (POM)	Yes
YSM	Yellow Cut Resistant	378	Cut and abrasive wear resistant acetal (POM)	Yes
YUV	Yellow Acetal Ultraviolet Resistant	345	Ultraviolet resistant acetal (POM)	No





**Brief Description**

Formulated to reduce or eliminate nuisance static buildup that can occur while conveying products or during product accumulation. Used to dissipate nuisance sparks for Class II type static environments only. Please contact Application Engineering at 262.376.4800 for specific uses for this material.

**Primary Components**

Electrically conductive acetal (POM)

**General Information**

Prefix	Material	Temperature						FDA Approval
		Fahrenheit			Celsius			
		min	max		min	max		
		dry	wet		dry	wet		
AS	Anti-Static (Black)	0	180	NR	-18	82	NR	No

**Friction Factors Between Material and Product**

Operating Condition	Product Material						
	Aluminum	Returnable Glass Bottles**	Non-Returnable Glass Bottles	Paper	Plastic (crates, shrink wrap, etc)	PET	Steel
Dry	0.25	0.27	0.20	0.33	0.25	0.25	0.30
Water	NR	NR	NR	NR	NR	NR	NR
Soap and Water	NR	NR	NR	NR	NR	NR	NR
Oil	NR	NR	NR	NR	NR	NR	NR

**Friction Factors Between Material and Wearstrips**

Operating Condition	Wearstrip Material			
	Carbon and Stainless Steel	UHMWPE	Nylatron <sup>+</sup>	ULF
Dry	0.30	0.25	0.25	0.20
Water	NR	NR	NR	NR
Soap and Water	NR	NR	NR	NR
Oil	NR	0.10	0.10	0.10

**Regulatory Information**

<sup>+</sup>Nylatron® is a registered trademark of Quadrant Engineering Plastics Products.

- Types of Static Environments:  
Class I: Static spark causes explosion. Use stainless steel chain materials.  
Class II: Static spark is a nuisance charge causing slight shock, possible circuit damage or electrical malfunction.
- Electrical Properties: Surface resistivity = 10<sup>3</sup> Ω/sq.
- Wearstrip Recommendations: Wearstrips must be grounded to the conveyor frame and must be electrically conductive to be effective. The conveyor frame should also be externally grounded.
- Strength Considerations:
  - Rexnord TableTop & MatTop Chains molded from anti-static material must be derated 40% from their acetal counterparts.
  - Pressure-Velocity (PV) Limits: PV Limit of Rexnord TableTop Chains molded from anti-static material must be derated 40% from acetal materials. PV Limits relate to the speed and tension exerted as the chain travels around the corners.
- Depending on application requirements, the entire conveyor chain can be comprised of anti-static material or sections of antistatic material can be interspersed at various intervals.
- AS friction factor should be used when interspersing AS links into any other material.

NR denotes "not recommended", Dash denotes "combination not tested"

\*\*Friction of returnable bottles will vary depending on the quality of the glass, the amount of roughed-up surface, etc.

# BIR



### Brief Description

BIR is a proprietary advanced engineered plastic alloy specifically formulated to take constant impact in both dry and wet conditions. It has excellent impact resistance as well as good chemical resistance.

### Primary Components

Impact resistant plastic alloy

### General Information

Prefix	Material	Temperature						FDA Approval
		Fahrenheit			Celsius			
		min	max		min	max		
			dry	wet		dry	wet	
BIR	Black Impact Resistant	-40	220	212	-40	104	100	Yes

### Friction Factors Between Material and Product

Operating Condition	Product Material						
	Aluminum	Returnable Glass Bottles**	Non-Returnable Glass Bottles	Paper	Plastic (crates, shrink wrap, etc)	PET	Steel
Dry	0.25	0.27	0.20	0.33	0.25	0.25	0.30
Water	0.17	0.18	0.15	NR	0.20	0.20	0.22
Soap and Water	0.12	0.14	0.10	NR	0.15	0.15	0.15
Oil	---	---	---	NR	---	---	0.10

### Friction Factors Between Material and Wearstrips

Operating Condition	Wearstrip Material			
	Carbon and Stainless Steel	UHMWPE	Nylatron <sup>‡</sup>	ULF
Dry	0.28	0.20	0.20	0.25
Water	0.25	0.23	0.23	0.22
Soap and Water	0.18	0.18	0.18	0.18
Oil	0.10	0.10	0.10	0.10

### Regulatory Information

<sup>‡</sup>Nylatron<sup>®</sup> is a registered trademark of Quadrant Engineering Plastics Products.

Rexnord and TableTop are trademarks of Rexnord Corporation.

All rights reserved.

#### 1. Strength Considerations:

- Pressure-Velocity (PV) Limits: PV Limit of Rexnord TableTop Chains molded from impact resistant material must be derated 20% from acetal materials. PV Limits relate to the speed and tension exerted as the chain travels around the corners.


#### 2. It is important to lubricate side-flexing chains in the corners to reduce noise levels at speeds in excess of 100FPM.



**BRSM**

**BYSM**

**SRMB**



**SYMB**



**Brief Description**

Automotive handling applications require chains to be assembled with different color end links to provide contrast. These are the same chain modules molded in wear and cut resistant materials (BSM, SMB, RSM and YSM) only assembled in the same chain. Can be used in both dry and wet conditions and in applications where abrasive wear due to products or environment is a concern. Has good impact resistance and is as strong as standard acetal materials.

**Primary Components**

Cut and abrasive wear resistant acetal (POM)

**General Information**

Prefix	Material	Temperature						FDA Approval
		Fahrenheit			Celsius			
		min	max		min	max		
		dry	wet	min	dry	wet		
BRSM	Black Cut Resistant with Red End Links	-40	180	150	-40	82	66	No
BYSM	Black Cut Resistant with Yellow End Links	-40	180	150	-40	82	66	No
SRMB	Blue Cut Resistant with Red End Links	-40	180	150	-40	82	66	Yes
SYMB	Blue Cut Resistant with Yellow End Links	-40	180	150	-40	82	66	Yes

**Friction Factors Between Material and Product**

Operating Condition	Product Material						
	Aluminum	Returnable Glass Bottles**	Non-Returnable Glass Bottles	Paper	Plastic (crates, shrink wrap, etc)	PET	Steel
Dry	0.25	0.27	0.20	0.33	0.25	0.25	0.30
Water	NR	NR	NR	NR	NR	NR	NR
Soap and Water	NR	NR	NR	NR	NR	NR	NR
Oil	---	---	---	NR	---	---	0.10

**Friction Factors Between Material and Wearstrips**

Operating Condition	Wearstrip Material			
	Carbon and Stainless Steel	UHMWPE	Nylatron <sup>‡</sup>	ULF
Dry	0.30	0.25	0.25	0.20
Water	0.23	0.21	0.21	0.18
Soap and Water	0.15	0.15	0.15	0.15
Oil	0.10	0.10	0.10	0.10

1. Not available for Rexnord TableTop and Multiflex chains.

**Regulatory Information**

<sup>‡</sup>Nylatron® is a registered trademark of Quadrant Engineering Plastics Products.

Rexnord and TableTop are trademarks of Rexnord Corporation.

All rights reserved.

## BWR

**Brief Description**

Formulated to be used in applications where chain is subjected to very abrasive product surfaces. Used to convey irregularly shaped products such as castings and machined steel parts. May extend chain wear life up to five times compared to acetal materials.

**Primary Components**

Wear resistant nylon (PA)

**General Information**

Prefix	Material	Temperature						FDA Approval
		Fahrenheit			Celsius			
		min	max		min	max		
		dry	wet		dry	wet		
BWR	Black Wear Resistant	-40	180	NR	-40	82	NR	No

**Friction Factors Between Material and Product**

Operating Condition	Product Material						
	Aluminum	Returnable Glass Bottles**	Non-Returnable Glass Bottles	Paper	Plastic (crates, shrink wrap, etc)	PET	Steel
Dry	0.25	0.27	0.20	0.33	0.25	0.25	0.30
Water	NR	NR	NR	NR	NR	NR	NR
Soap and Water	NR	NR	NR	NR	NR	NR	NR
Oil	---	---	---	NR	---	---	0.10

**Friction Factors Between Material and Wearstrips**

Operating Condition	Wearstrip Material			
	Carbon and Stainless Steel	UHMWPE	Nylatron <sup>†</sup>	ULF
Dry	0.28	0.22	0.22	0.20
Water	NR	NR	NR	NR
Soap and Water	NR	NR	NR	NR
Oil	0.10	0.10	0.10	0.10

**Regulatory Information**

<sup>†</sup>Nylatron<sup>®</sup> is a registered trademark of Quadrant Engineering Plastics Products.

Rexnord and TableTop are trademarks of Rexnord Corporation.


All rights reserved.

## 1. Strength Considerations:

- Pressure-Velocity (PV) Limits: PV Limit of Rexnord TableTop Chains molded from impact resistant material must be derated 20% from acetal materials. PV Limits relate to the speed and tension exerted as the chain travels around the corners.

## 2. It is important to lubricate side-flexing chains in the corners to reduce noise levels at speeds in excess of 100FPM; water lubrication is unacceptable because it will cause melt resistant material to swell and lose strength.

## 3. Not intended for wet applications due to expansion



### Brief Description

Able to withstand nearly any harsh chemical environment, including applications where strong oxidizing agents, acids and bases such as sodium hydroxide, sulfuric acid, hydrochloric acid, hydrofluoric acid and iodine are present. Please contact Rexnord at (262) 376-4800 for specific uses for this material.

### Primary Components

Fluorinated polymer

### General Information

Prefix	Material	Temperature						FDA Approval
		Fahrenheit			Celsius			
		min	max		min	max		
			dry	wet		dry	wet	
CR	Extreme Chemical Resistant (Grey)	40	240	212	4	116	100	Yes

### Friction Factors Between Material and Product

Operating Condition	Product Material						
	Aluminum	Returnable Glass Bottles**	Non-Returnable Glass Bottles	Paper	Plastic (crates, shrink wrap, etc)	PET	Steel
Dry	0.25	0.27	0.20	0.33	0.25	0.25	0.30
Water	0.17	0.18	0.15	NR	0.20	0.20	0.22
Soap and Water	0.12	0.14	0.10	NR	0.15	0.15	0.15
Oil	---	---	---	NR	---	---	0.10

### Friction Factors Between Material and Wearstrips

Operating Condition	Wearstrip Material			
	Carbon and Stainless Steel	UHMWPE	Nylatron <sup>+</sup>	ULF
Dry	0.30	0.25	0.25	0.22
Water	0.23	0.21	0.21	0.20
Soap and Water	0.15	0.15	0.15	0.15
Oil	0.10	0.10	0.10	0.10

### Regulatory Information

The Food and Drug Administration (FDA) accepts certain materials for direct food contact. FDA approved material is compliant to FDA 21 CFR § 177.

<sup>#</sup>Nylatron<sup>®</sup> is a registered trademark of Quadrant Engineering Plastics Products.

Rexnord and TableTop are trademarks of Rexnord Corporation.

All rights reserved.

#### 1. Strength Considerations:

- Rexnord TableTop Chains molded from extreme chemical resistant material (with stainless steel pins) must be derated 20% from their acetal counterparts (with stainless steel pins).
- Rexnord TableTop Chains molded from extreme chemical resistant material (with plastic pins) must be derated 40% from their acetal counterparts (with stainless steel pins).
- Rexnord MatTop Chains molded from extreme chemical resistant material must be derated 20% from their acetal counterparts.
- Pressure-Velocity (PV) Limits: PV Limit of Rexnord TableTop Chains molded from extreme chemical resistant material must be derated 20% from acetal materials. PV Limits relate to the speed and tension exerted as the chain travels around the corners.

**BM****BYM****BRM****Brief Description**

A general-purpose conveyor chain material which has low friction, high strength, excellent wear life, superior fatigue resistance and is chemical resistant in a wide range of environments.

**Primary Components**

Acetal (POM)

**General Information**

Prefix	Material	Temperature						FDA Approval
		Fahrenheit			Celsius			
		min	max		min	max		
			dry	wet		dry	wet	
BM	Black Material	-40	180	150	-40	82	66	Yes
BRM	Black Material with Red Ends	-40	180	150	-40	82	66	Yes
BYM	Black Material with Yellow Ends	-40	180	150	-40	82	66	Yes

**Friction Factors Between Material and Product**

Operating Condition	Product Material						
	Aluminum	Returnable Glass Bottles**	Non-Returnable Glass Bottles	Paper	Plastic (crates, shrink wrap, etc)	PET	Steel
Dry	0.25	0.27	0.20	0.33	0.25	0.25	0.30
Water	0.17	0.20	0.15	NR	0.20	0.20	0.22
Soap and Water	0.12	0.14	0.10	NR	0.15	0.15	0.15
Oil	---	---	---	NR	---	---	0.10

**Friction Factors Between Material and Wearstrips**

Operating Condition	Wearstrip Material			
	Carbon and Stainless Steel	UHMWPE	Nylatron <sup>†</sup>	ULF
Dry	0.30	0.25	0.25	0.20
Water	0.23	0.21	0.21	0.18
Soap and Water	0.15	0.15	0.15	0.15
Oil	0.10	0.10	0.10	0.10

**Regulatory Information**

The Food and Drug Administration (FDA) accepts certain materials for direct food contact. FDA approved material is compliant to FDA 21 CFR § 177.

<sup>†</sup>Nylatron<sup>®</sup> is a registered trademark of Quadrant Engineering Plastics Products.

Rexnord is a trademark of Rexnord Corporation.

All rights reserved.



### Brief Description

DKA is a leading edge advanced composite resin that combines good abrasion resistance with low coefficient of friction values that can be used in both wet and dry environments. The result is a conveyor chain that can be used in aggressive corrugated cardboard and glass handling applications, where the product debris is known to wear other materials prematurely.

### Primary Components

Advanced Composite Resin Designed for Wet & Dry Abrasive Applications

### General Information

Prefix	Material	Temperature						FDA Approval
		Fahrenheit			Celsius			
		min	max		min	max		
		dry	wet		dry	wet		
DKA	Abrasion Resistant Composite Resin (Black)	0	180	150	-18	82	66	Yes

### Friction Factors Between Material and Product

Operating Condition	Product Material						
	Aluminum	Returnable Glass Bottles**	Non-Returnable Glass Bottles	Paper	Plastic (crates, shrink wrap, etc)	PET	Steel
Dry	0.18	0.20	0.12	0.23	0.18	0.16	0.18
Water	0.14	0.18	0.11	NR	0.15	0.15	0.16
Soap and Water	0.12	0.14	0.10	NR	0.14	0.14	0.13
Oil	---	---	---	NR	---	---	0.10

### Friction Factors Between Material and Wearstrips

Operating Condition	Wearstrip Material			
	Steel	UHMWPE	Nylatron <sup>†</sup>	ULF
Dry	0.18	0.18	0.18	0.16
Water	0.16	0.16	0.16	0.14
Soap and Water	0.13	0.14	0.14	0.12
Oil	0.10	0.10	0.10	0.10


### Regulatory Information

<sup>†</sup>Nylatron<sup>®</sup> is a registered trademark of Quadrant Engineering Plastics Products.

Rexnord is a trademark of Rexnord Corporation.

All rights reserved.

## Dry-PT

**Brief Description**

Dry-PT material is an advanced high performance polymer alloy specifically designed for the lowest constant coefficient of friction possible between the chain and PET containers. The material was designed to eliminate the need for lubrication in high speed applications without a reduction in strength and wear resistance. The lime-green color is a visual indicator as to when the chain will need to be cleaned.

**Primary Components**

Advanced performance polymer alloy designed specifically for run dry PET container applications.

**General Information**

Prefix	Material	Temperature						FDA Approval
		Fahrenheit			Celsius			
		min	max		min	max		
		dry	wet		dry	wet		
Dry-PT	Dry PET Low Friction (Lime Green)	-40	180	150	-40	82	66	Yes

**Friction Factors Between Material and Product**

Operating Condition	Product Material						
	Aluminum	Returnable Glass Bottles**	Non-Returnable Glass Bottles	Paper	Plastic (crates, shrink wrap, etc)	PET	Steel
Dry	NR	NR	NR	NR	NR	0.14	NR
Water	NR	NR	NR	NR	NR	0.13	NR
Soap and Water	NR	NR	NR	NR	NR	0.12	NR
Oil	---	---	---	NR	---	---	---

**Friction Factors Between Material and Wearstrips**

Operating Condition	Wearstrip Material			
	Carbon and Stainless Steel	UHMWPE	Nylatron <sup>†</sup>	ULF
Dry	0.18	0.18	0.17	0.12
Water	0.15	0.13	0.13	0.11
Soap and Water	0.12	0.11	0.11	0.11
Oil	---	---	---	---

**Regulatory Information**

The Food and Drug Administration (FDA) accepts certain materials for direct food contact. FDA approved material is compliant to FDA 21 CFR § 177.

<sup>†</sup>Nylatron<sup>®</sup> is a registered trademark of Quadrant Engineering Plastics Products.

Rexnord is a trademark of Rexnord Corporation.

All rights reserved.




## DUV



## BUV



## YUV



## RUV



## Brief Description

Formulated to reduce or eliminate material degradation in applications where ultraviolet radiation exposure is a concern. Retains its mechanical integrity when exposed to direct sunlight (outdoor applications) as well as in applications that use ultraviolet radiation to run a process. Has the same strength and wear properties as plain acetal material.

## Primary Components

Ultraviolet resistant acetal (POM)

## General Information

Prefix	Material	Temperature						FDA Approval
		Fahrenheit			Celsius			
		min	max		min	max		
			dry	wet		dry	wet	
DUV	Acetal Ultraviolet Resistant (Black)	0	180	150	-18	82	66	No
BUV	Blue Acetal Ultraviolet Resistant	0	180	150	-18	82	66	No
RUV	Red Acetal Ultraviolet Resistant	0	180	150	-18	82	66	No
YUV	Yellow Acetal Ultraviolet Resistant	0	180	150	-18	82	66	No

## Friction Factors Between Material and Product

Operating Condition	Product Material						
	Aluminum	Returnable Glass Bottles**	Non-Returnable Glass Bottles	Paper	Plastic (crates, shrink wrap, etc)	PET	Steel
Dry	0.25	0.27	0.20	0.33	0.25	0.25	0.30
Water	0.17	0.18	0.15	NR	0.20	0.20	0.22
Soap and Water	0.12	0.14	0.10	NR	0.15	0.15	0.15
Oil	---	---	---	NR	---	---	0.10

## Friction Factors Between Material and Wearstrips

Operating Condition	Wearstrip Material			
	Carbon and Stainless Steel	UHMWPE	Nylatron <sup>+</sup>	ULF
Dry	0.30	0.25	0.25	0.20
Water	0.23	0.21	0.21	0.18
Soap and Water	0.15	0.15	0.15	0.15
Oil	0.10	0.10	0.10	0.10

## Regulatory Information

<sup>+</sup>Nylatron<sup>®</sup> is a registered trademark of Quadrant Engineering Plastics Products.

Rexnord is a trademark of Rexnord Corporation.

All rights reserved.

## EDPM (Black)



## EDPM (White)



### Brief Description

EPDM is used as a gripper material that has outstanding resistance to oxygen and ozone. It also has good resistance to the very hot water used in many SideGrip rinser applications. It is available in several different durometers (or hardness) for different applications. It is available in several different durometers (or hardness) for different applications.

### Primary Components

Ethylene propylene rubber

### General Information

Prefix	Material	Temperature						FDA Approval
		Fahrenheit			Celsius			
		min	max		min	max		
		dry	wet		dry	wet		
-	EPDM	-58	302	302	-50	150	150	No

### Friction Factors Between Material and Product

Operating Condition	Product Material						
	Aluminum	Returnable Glass Bottles**	Non-Returnable Glass Bottles	Paper	Plastic (crates, shrink wrap, etc)	PET	Steel
Dry	NR	NR	NR	NR	NR	NR	NR
Water	NR	NR	NR	NR	NR	NR	NR
Soap and Water	NR	NR	NR	NR	NR	NR	NR
Oil	NR	NR	NR	NR	NR	NR	NR

### Friction Factors Between Material and Wearstrips

Operating Condition	Wearstrip Material			
	Carbon and Stainless Steel	UHMWPE	Nylatron <sup>‡</sup>	ULF
Dry	NR	NR	NR	NR
Water	NR	NR	NR	NR
Soap and Water	NR	NR	NR	NR
Oil	NR	NR	NR	NR

1. This material is not available in TableTop, MatTop, or Multiflex chains. It is only available as a gripper material for SideGrip chains.
2. The temperature range for standard 50 shore EPDM grippers. Other hardnesses will affect the operating temperature.
3. Color may be black or white depending on chain series. See specific chain series in Product Catalog for color.

### Regulatory Information

<sup>‡</sup>Nylatron<sup>®</sup> is a registered trademark of Quadrant Engineering Plastics Products.

Rexnord, TableTop and MatTop are trademarks of Rexnord Corporation.

All rights reserved.



**Brief Description**

A proprietary compound formulated for conveying sensitive products, such as electronics and computer chips, where controlling static charge and static decay are of critical importance. Meets the ESD Association Draft Standard DS 4.1 - 1995. Used to dissipate static charges that may occur while conveying products or during product accumulation. Also used to dissipate nuisance sparks for Class II type static environments only. Please contact Application Engineering at 262.376.4800 for specific uses for this material.

**Primary Components**

Electrically conductive polypropylene (PP)

**General Information**

Prefix	Material	Temperature						FDA Approval
		Fahrenheit			Celsius			
		min	max		min	max		
		dry	wet	dry	wet	dry	wet	
ESD	Electrostatic Dissipative (Black)	0	180	180	-18	82	82	No

**Friction Factors Between Material and Product**

Operating Condition	Product Material						
	Aluminum	Returnable Glass Bottles**	Non-Returnable Glass Bottles	Paper	Plastic (crates, shrink wrap, etc)	PET	Steel
Dry	0.28	0.29	0.22	0.35	0.30	0.30	0.35
Water	0.19	0.21	0.17	NR	0.25	0.25	0.25
Soap and Water	0.16	0.12	0.10	NR	0.20	0.20	0.20
Oil	---	---	---	NR	---	---	0.10

**Friction Factors Between Material and Wearstrips**

Operating Condition	Wearstrip Material			
	Carbon and Stainless Steel	UHMWPE	Nylatron+	ULF
Dry	0.35	0.30	0.30	0.26
Water	0.25	0.25	0.25	0.22
Soap and Water	0.20	0.20	0.20	0.19
Oil	0.10	0.10	0.10	0.10

**Regulatory Information**


*#Nylatron® is a registered trademark of Quadrant Engineering Plastics Products.*  
 Rexnord, TableTop and MatTop are trademarks of Rexnord Corporation.  
 All rights reserved.

- Types of Static Environments:
  - Class I: Static spark causes explosion. Use stainless steel chain materials.
  - Class II: Static spark is a nuisance charge causing slight shock, possible circuit damage or electrical malfunction.
- Electrical Properties: Surface resistivity = 10<sup>5</sup> to 10<sup>9</sup> Ω/sq.
- Wearstrip Recommendations: Wearstrips must be grounded to the conveyor frame and must be electrically conductive to be effective. The conveyor frame should also be externally grounded.
- Strength Considerations:
  - Rexnord TableTop & MatTop Chains molded from ESD material must be derated 40% from their acetal counterparts.
  - Pressure-Velocity (PV) Limits: PV Limit of Rexnord TableTop Chains molded from ESD material must be derated 40% from acetal materials. PV Limits relate to the speed and tension exerted as the chain travels around the corners.
- Depending on application requirements, the entire conveyor chain can be comprised of anti-static material or sections of antistatic material can be interspersed at various intervals.
- Electrostatic dissipative material is only available in Rexnord MatTop and plastic

NR denotes "not recommended", Dash denotes "combination not tested"

\*\*Friction of returnable bottles will vary depending on the quality of the glass, the amount of roughed-up surface, etc.

FR

**Brief Description**

Formulated to eliminate the possibility of sustained combustion should the chain be accidentally ignited. Will self extinguish per the UL Standard 94 V-0 standard when the source of ignition or flame is removed.

**Primary Components**

Flame retardant polyester (PBT)

**General Information**

Prefix	Material	Temperature						FDA Approval
		Fahrenheit			Celsius			
		min	max		min	max		
		dry	wet		dry	wet		
FR	Flame Retardant (Gray)	0	180	140	-18	82	60	No

**Friction Factors Between Material and Product**

Operating Condition	Product Material						
	Aluminum	Returnable Glass Bottles**	Non-Returnable Glass Bottles	Paper	Plastic (crates, shrink wrap, etc)	PET	Steel
Dry	0.25	0.27	0.20	0.33	0.25	0.25	0.30
Water	0.17	0.18	0.15	NR	0.20	0.20	0.22
Soap and Water	0.12	0.14	0.10	NR	0.15	0.15	0.15
Oil	---	---	---	NR	---	---	0.10

**Friction Factors Between Material and Wearstrips**

Operating Condition	Wearstrip Material			
	Carbon and Stainless Steel	UHMWPE	Nylatron <sup>†</sup>	ULF
Dry	0.30	0.25	0.25	0.22
Water	0.23	0.21	0.21	0.20
Soap and Water	0.15	0.15	0.15	0.15
Oil	0.10	0.10	0.10	0.10

**Regulatory Information**

<sup>†</sup>Nylatron<sup>®</sup> is a registered trademark of Quadrant Engineering Plastics Products.

Rexnord, TableTop and MatTop are trademarks of Rexnord Corporation.

All rights reserved.

**1. Strength Considerations:**

- Rexnord TableTop Chains molded from flame retardant material must be derated 40% from their acetal counterparts.
- Rexnord MatTop Chains molded from flame retardant material must be derated 15% from their acetal counterparts.
- Pressure-Velocity (PV) Limits: PV Limit of Rexnord TableTop Chains molded from flame retardant material must be derated 20% from acetal materials. PV Limits relate to the speed and tension exerted as the chain travels around the corners.

**2. Flame retardant material is not recommended for high temperature applications.**



### Brief Description

Proprietary material that combines good wear resistance and strength with electrostatic dissipative and flame retardant properties. It is formulated for conveying heavy, sensitive products that contain electronics or computer chips, where controlling static charge and static decay are of critical importance. Meets the ESD Association Draft Standard SD 4.1 - 1995. Used to dissipate static charges that can occur while conveying products or during product accumulation. Also used to dissipate nuisance sparks for class II type static environments only. Meets the DIN4102-1 B1 flame retardant criteria for construction materials. Please contact Application Engineering at 262.376.4800 for specific uses for this material.

### Primary Components

Flame Retardant electrostatic dissipative nylon (PA)

### General Information

Prefix	Material	Temperature						FDA Approval
		Fahrenheit			Celsius			
		min	max		min	max		
		dry	wet		dry	wet		
FR-ESD	Flame Retardant Electrostatic Dissipative (Black)	0	180	NR	-18	82	NR	No

### Friction Factors Between Material and Product

Operating Condition	Product Material						
	Aluminum	Returnable Glass Bottles**	Non-Returnable Glass Bottles	Paper	Plastic (crates, shrink wrap, etc)	PET	Steel
Dry	0.25	0.27	0.20	0.33	0.25	0.25	0.30
Water	NR	NR	NR	NR	NR	NR	NR
Soap and Water	NR	NR	NR	NR	NR	NR	NR
Oil	NR	NR	NR	NR	NR	NR	NR

### Friction Factors Between Material and Wearstrips

Operating Condition	Wearstrip Material			
	Carbon and Stainless Steel	UHMWPE	Nylatron <sup>+</sup>	ULF
Dry	0.30	0.25	0.25	0.22
Water	NR	NR	NR	NR
Soap and Water	NR	NR	NR	NR
Oil	NR	0.10	0.10	0.10

### Regulatory Information


<sup>#</sup>Nylatron<sup>®</sup> is a registered trademark of Quadrant Engineering Plastics Products.

Rexnord and TableTop are trademarks of Rexnord Corporation.

All rights reserved.

- Types of Static Environments:  
Class I: Static spark causes explosion. Use stainless steel materials.  
Class II: Static spark is a nuisance charge causing slight shock, possible circuit damage or electrical malfunction
- Electrical properties: Surface resistivity =  $10^5$  to  $10^9$   $\Omega$ /sq.
- FR-ESD is PTFE and is silicone free.
- Wearstrip Recommendations:  
Wearstrips must be grounded to the conveyor frame and must be electrical conductive to be effective. The conveyor frame should also be externally grounded.
- Strength considerations:  
Rexnord MatTop molded from FR-ESD material must be derated 40% from their acetal (BSM) counterparts.
- Actual dimensions of FR-ESD MatTop chains will differ +1.5% to +1.8% from nominal dimensions.

## FRPLUS

**Brief Description**

FRPLUS is a high performance flame retardant polymer formulated to eliminate the possibility of sustained combustion should the chain be accidentally ignited. The material will self extinguish per the UL Standard 91 V-0 standard when the source of ignition or flame is removed. FRPLUS combines good wear resistance with low coefficient of friction values, primarily with steel and aluminum containers.

**Primary Components**

High performance flame retardant polymer

**General Information**

Prefix	Material	Temperature						FDA Approval
		Fahrenheit			Celsius			
		min	max		min	max		
		dry	wet		dry	wet		
FRPLUS	Flame Retardant Low Friction (metallic silver)	0	180	140	-18	82	60	No

**Friction Factors Between Material and Product**

Operating Condition	Product Material						
	Aluminum	Returnable Glass Bottles**	Non-Returnable Glass Bottles	Paper	Plastic (crates, shrink wrap, etc)	PET	Steel
Dry	0.14	0.18	0.14	0.30	0.20	0.18	0.25
Water	0.13	0.16	0.12	NR	0.18	0.16	0.20
Soap and Water	0.12	0.14	0.10	NR	0.15	0.15	0.15
Oil	---	---	---	NR	---	---	0.10

**Friction Factors Between Material and Wearstrips**

Operating Condition	Wearstrip Material			
	Carbon and Stainless Steel	UHMWPE	Nylatron <sup>‡</sup>	ULF
Dry	0.25	0.18	0.18	0.18
Water	0.20	0.16	0.16	0.16
Soap and Water	0.15	0.14	0.14	0.14
Oil	0.10	0.10	0.10	0.10

1. Only available in selected Rexnord MatTop chains.

**Regulatory Information**

<sup>‡</sup>Nylatron<sup>®</sup> is a registered trademark of Quadrant Engineering Plastics Products.

Rexnord, TableTop and FRPLUS are trademarks of Rexnord Corporation.

All rights reserved.



## FR-PA

**Brief Description**

Toughened proprietary polymer alloy formulated for high load applications where flame retardant properties are required. The material has excellent wear and abrasive properties when exposed to glass, sand, and metallic powder. Meets the UL Standard 94 V-O and DIN4102-1 B1 flame retardant standards.

**Primary Components**

Flame retardant nylon (PA)

**General Information**

Prefix	Material	Temperature						FDA Approval
		Fahrenheit			Celsius			
		min	max		min	max		
			dry	wet		dry	wet	
FR-PA	Flame Retardant Nylon (Black)	-40	220	NR	-40	104	NR	No

**Friction Factors Between Material and Product**

Operating Condition	Product Material						
	Aluminum	Returnable Glass Bottles**	Non-Returnable Glass Bottles	Paper	Plastic (crates, shrink wrap, etc)	PET	Steel
Dry	0.25	0.27	0.20	0.33	0.25	0.25	0.30
Water	NR	NR	NR	NR	NR	NR	NR
Soap and Water	NR	NR	NR	NR	NR	NR	NR
Oil	---	---	---	NR	---	---	0.10

**Friction Factors Between Material and Wearstrips**

Operating Condition	Wearstrip Material			
	Carbon and Stainless Steel	UHMWPE	Nylatron <sup>+</sup>	ULF
Dry	0.60	0.25	0.25	0.22
Water	NR	NR	NR	NR
Soap and Water	NR	NR	NR	NR
Oil	NR	NR	NR	NR

1. Only available in selected Rexnord MatTop chains.

**Regulatory Information**

<sup>#</sup>Nylatron<sup>®</sup> is a registered trademark of Quadrant Engineering Plastics Products.

Rexnord, TableTop and MatTop are trademarks of Rexnord Corporation.

All rights reserved.

## FTR

**Brief Description**

Formulated to be used in oven / fryer discharge conveyor applications where the chain is exposed to high temperatures. Can resist contact temperatures up to 350°F (177°C). Used to convey high temperature products such as chips.

**Primary Components**

Fryer temperature resistant nylon (PA)

**General Information**

Prefix	Material	Temperature						FDA Approval
		Fahrenheit			Celsius			
		min	max		min	max		
		dry	wet		dry	wet		
FTR	Fryer Temperature Resistant (Black)	-80	220	NR	-62	104	NR	Yes

**Friction Factors Between Material and Product**

Operating Condition	Product Material						
	Aluminum	Returnable Glass Bottles**	Non-Returnable Glass Bottles	Paper	Plastic (crates, shrink wrap, etc)	PET	Steel
Dry	0.25	0.27	0.20	0.33	0.25	0.25	0.30
Water	NR	NR	NR	NR	NR	NR	NR
Soap and Water	NR	NR	NR	NR	NR	NR	NR
Oil	NR	NR	NR	NR	NR	NR	NR

**Friction Factors Between Material and Wearstrips**

Operating Condition	Wearstrip Material			
	Carbon and Stainless Steel	UHMWPE	Nylatron <sup>†</sup>	ULF
Dry	0.30	0.28	0.28	0.25
Water	NR	NR	NR	NR
Soap and Water	NR	NR	NR	NR
Oil	0.10	0.10	0.10	0.10

**Regulatory Information**

The Food and Drug Administration (FDA) accepts certain materials for direct food contact. FDA approved material is compliant to FDA 21 CFR § 177.


<sup>†</sup>Nylatron<sup>®</sup> is a registered trademark of Quadrant Engineering Plastics Products.

Rexnord, TableTop and MatTop are trademarks of Rexnord Corporation.

All rights reserved.

- Strength Considerations:
  - Pressure-Velocity (PV) Limits: PV Limit of Rexnord TableTop Chains molded from melt resistant material must be derated 20% from acetal materials. PV Limits relate to the speed and tension exerted as the chain travels around the corners.
- It is important to lubricate side-flexing chains in the corners to reduce noise levels at speeds in excess of 100FPM; water lubrication is unacceptable because it will cause melt resistant material to swell and lose strength.
- Only available in 8505/8506 MatTop chain series.
- All applications must come through Application Engineering.

## GLD



## RLD



### Brief Description

A patented blend of the Rexnord Low Temperature material. Allows detection as it passes through a metal detector. Formulated for detection in dry food and frozen food. Retains toughness, impact strength and ductility in both dry and wet conditions to temperatures as low as -100°F (-73°C). While not as impact resistant as the WLT material, it still has excellent impact resistance. Chemical resistant to most bleaches, bases, acids and hydrocarbons. Developed specifically for chains used in dry snack food and frozen food processing.

### Primary Components

Polyethylene (HDPE) and non ferrous metal particulate

### General Information

Prefix	Material	Temperature						FDA Approval
		Fahrenheit			Celsius			
		min	max		min	max		
		dry	wet	dry	wet			
GLD	Grey Low Temperature Detectable	-100	80	80	-73	27	27	***
RLD	Red Low Temperature Detectable	-100	80	80	-73	27	27	***

### Friction Factors Between Material and Product

Operating Condition	Product Material						
	Aluminum	Returnable Glass Bottles**	Non-Returnable Glass Bottles	Paper	Plastic (crates, shrink wrap, etc)	PET	Steel
Dry	0.22	0.24	0.18	0.30	0.22	0.22	0.28
Water	0.17	0.17	0.14	NR	0.18	0.18	0.22
Soap and Water	0.12	0.14	0.10	NR	0.15	0.15	0.15
Oil	---	---	---	NR	---	---	0.10

### Friction Factors Between Material and Wearstrips

Operating Condition	Wearstrip Material			
	Carbon and Stainless Steel	UHMWPE	Nylatron <sup>+</sup>	ULF
Dry	0.28	0.23	0.23	0.21
Water	0.22	0.20	0.20	0.19
Soap and Water	0.15	0.15	0.15	0.14
Oil	0.10	0.10	0.10	0.10

1. Buoyant in water.
2. Not available for Rexnord TableTop and Multiflex chains.
3. The ability to detect plastic particles will vary due to sensitivity of individual metal detectors.

### Regulatory Information

\*\*\*These materials meet the end-test requirements as specified by FDA 21 CFR 177.1520 (c), the FDA requirement for polyolefin materials intended for direct food contact. All components of these materials are either compliant for food contact as listed by the FDA or regulated by the EPA.


<sup>+</sup>Nylatron® is a registered trademark of Quadrant Engineering Plastics Products.

U.S. Patent 6177113

Rexnord and TableTop are trademarks of Rexnord Corporation.

All rights reserved.

## GTC

**Brief Description**

GTC is a high strength, toughened composite material specifically formulated to take constant impact. It's combination of high strength and low stretch make it an excellent material for high speed case incline (or decline) conveyors. Has excellent impact resistance as well as good chemical resistance.

**Primary Components**

High strength, impact modified composite

**General Information**

Prefix	Material	Temperature						FDA Approval
		Fahrenheit			Celsius			
		min	max		min	max		
		dry	wet		dry	wet		
GTC	Grey Tough Composite	0	180	140	-18	82	60	No

**Friction Factors Between Material and Product**

Operating Condition	Product Material						
	Aluminum	Returnable Glass Bottles**	Non-Returnable Glass Bottles	Paper	Plastic (crates, shrink wrap, etc)	PET	Steel
Dry	0.25	0.27	0.20	0.33	0.25	0.25	0.30
Water	0.17	0.18	0.15	NR	0.21	0.21	0.23
Soap and Water	0.12	0.14	0.10	NR	0.15	0.15	0.15
Oil	---	---	---	NR	0.10	0.10	0.10

**Friction Factors Between Material and Wearstrips**

Operating Condition	Wearstrip Material			
	Carbon and Stainless Steel	UHMWPE	Nylatron <sup>†</sup>	ULF
Dry	0.30	0.25	0.25	0.22
Water	0.23	0.21	0.21	0.20
Soap and Water	0.15	0.15	0.15	0.15
Oil	0.10	0.10	0.10	0.10

**Regulatory Information**

The Food and Drug Administration (FDA) accepts certain materials for direct food contact. FDA approved material is compliant to FDA 21 CFR § 177.


<sup>†</sup>Nylatron<sup>®</sup> is a registered trademark of Quadrant Engineering Plastics Products.

Patent Pending.

Rexnord and TableTop are trademarks of Rexnord Corporation.

All rights reserved.

## GTC RubberTop / SuperGrip



### Brief Description

GTC is a high strength, toughened composite material specifically formulated to take constant impact. It's combination of high strength and low stretch along with high friction surface make it excellent for high speed case incline (or decline) conveyors. Has excellent impact resistance as well as good chemical resistance.

### Primary Components

High strength, impact modified composite with high friction pads

### General Information

Prefix	Material	Temperature						FDA Approval
		Fahrenheit			Celsius			
		min	max		min	max		
		dry	wet		dry	wet		
GTC	Gray Tough Composite Friction Top	0	180	140	-18	82	60	No

### Friction Factors Between Material and Product

Operating Condition	Product Material						
	Aluminum	Returnable Glass Bottles**	Non-Returnable Glass Bottles	Paper	Plastic (crates, shrink wrap, etc)	PET	Steel
Dry	NR	NR	NR	NR	NR	NR	NR
Water	NR	NR	NR	NR	NR	NR	NR
Soap and Water	NR	NR	NR	NR	NR	NR	NR
Oil	NR	NR	NR	0.87***	0.85***	NR	NR

### Friction Factors Between Material and Wearstrips

Operating Condition	Wearstrip Material			
	Carbon and Stainless Steel	UHMWPE	Nylatron <sup>+</sup>	ULF
Dry	0.30	0.25	0.25	0.22
Water	0.23	0.21	0.21	0.20
Soap and Water	0.15	0.15	0.15	0.15
Oil	0.10	0.10	0.10	0.10

1. Not available for Rexnord TableTop and Multiflex chains.

### Regulatory Information

\*\*\*It is not recommended to accumulate on RubberTop® products; however, these values can be utilized when determining brake belt or "hold back" calculations.

<sup>#</sup>Nylatron® is a registered trademark of Quadrant Engineering Plastics Products.

Patent Pending.

Rexnord is a trademark of Rexnord Corporation.

All rights reserved.

## HCAS

**Brief Description**

Proprietary acetal material that combines good wear resistance, strength, and low friction characteristics with anti-static properties. It is formulated to reduce or eliminate nuisance static buildup that can occur while conveying heavy products or during product accumulation. Also used to dissipate nuisance sparks for class II type static environments only. Please contact Application Engineering at 262.376.4800 for specific uses for this material.

**Primary Components**

High capacity anti-static acetal (POM)

**General Information**

Prefix	Material	Temperature						FDA Approval
		Fahrenheit			Celsius			
		min	max		min	max		
		dry	wet		dry	wet		
HCAS	High Capacity Anti-static (Black)	0	180	150	-18	82	66	No

**Friction Factors Between Material and Product**

Operating Condition	Product Material						
	Aluminum	Returnable Glass Bottles**	Non-Returnable Glass Bottles	Paper	Plastic (crates, shrink wrap, etc)	PET	Steel
Dry	0.25	0.27	0.20	0.33	0.25	0.25	0.30
Water	NR	NR	NR	NR	NR	NR	NR
Soap and Water	NR	NR	NR	NR	NR	NR	NR
Oil	NR	NR	NR	NR	NR	NR	NR

**Friction Factors Between Material and Wearstrips**

Operating Condition	Wearstrip Material			
	Carbon and Stainless Steel	UHMWPE	Nylatron <sup>‡</sup>	ULF
Dry	0.30	0.25	0.25	0.20
Water	NR	NR	NR	NR
Soap and Water	NR	NR	NR	NR
Oil	NR	0.10	0.10	0.10

**Regulatory Information**

<sup>‡</sup>Nylatron® is a registered trademark of Quadrant Engineering Plastics Products.

Rexnord and TableTop are trademarks of Rexnord Corporation.

All rights reserved.

- Types of Static Environments:  
Class I: Static spark causes explosion. Use stainless steel materials.  
Class II: Static spark is a nuisance charge causing slight shock, possible circuit damage or electrical malfunction
- Electrical properties: Surface resistivity =  $10^{11}$  to  $10^{13}$   $\Omega$ /sq.
- HCAS is PTFE and is silicone free.
- Wearstrip Recommendations:  
Wearstrips must be grounded to the conveyor frame and must be electrical conductive to be effective. The conveyor frame should also be externally grounded.
- Strength considerations:  
Rexnord MatTop chains molded from HCAS material must be derated 15% from their acetal (BSM) counterparts.
- Depending on application requirements, the entire conveyor chain can be compromised of anti-static material or sections of anti-static material can be interspersed at various intervals.
- HCAS friction factor should be used when interspersing HCAS links into any other MatTop material.





**Brief Description**

Proprietary acetal material that combines good wear resistance, strength, and low friction characteristics with electrostatic dissipative properties. It is formulated for conveying heavy, sensitive products that contain electronics or computer chips, where controlling static charge and static decay are of critical importance. Meets the ESD Association Draft Standard SD 4.1 - 1995. Used to dissipate static charges that can occur while conveying products or during product accumulation. Also used to dissipate nuisance sparks for class II type static environments only. Please contact Application Engineering at 262.376.4800 for specific uses for this material.

**Primary Components**

High capacity electrostatic dissipative acetal (POM)

**General Information**

Prefix	Material	Temperature						FDA Approval
		Fahrenheit			Celsius			
		min	max		min	max		
		dry	wet		dry	wet		
HC-ESD	High Capacity Electrostatic Dissipative (Black)	0	180	150	-18	82	66	No

**Friction Factors Between Material and Product**

Operating Condition	Product Material						
	Aluminum	Returnable Glass Bottles**	Non-Returnable Glass Bottles	Paper	Plastic (crates, shrink wrap, etc)	PET	Steel
Dry	0.25	0.27	0.20	0.33	0.25	0.25	0.30
Water	NR	NR	NR	NR	NR	NR	NR
Soap and Water	NR	NR	NR	NR	NR	NR	NR
Oil	NR	NR	NR	NR	NR	NR	NR

**Friction Factors Between Material and Wearstrips**

Operating Condition	Wearstrip Material			
	Carbon and Stainless Steel	UHMWPE	Nylatron <sup>+</sup>	ULF
Dry	0.30	0.25	0.25	0.2
Water	NR	NR	NR	NR
Soap and Water	NR	NR	NR	NR
Oil	NR	0.10	0.10	0.10

**Regulatory Information**


<sup>#</sup>Nylatron® is a registered trademark of Quadrant Engineering Plastics Products.  
 Rexnord and TableTop are trademarks of Rexnord Corporation.  
 All rights reserved.

- Types of Static Environments:  
 Class I: Static spark causes explosion. Use stainless steel materials.  
 Class II: Static spark is a nuisance charge causing slight shock, possible circuit damage or electrical malfunction
- Electrical properties: Surface resistivity = 10<sup>5</sup> to 10<sup>9</sup> Ω/sq.
- HC-ESD is PTFE and is silicone free.
- Wearstrip Recommendations:  
 Wearstrips must be grounded to the conveyor frame and must be electrical conductive to be effective. The conveyor frame should be also externally grounded.
- Strength considerations:  
 Rexnord MatTop molded from HC-ESD material must be derated 10% from their acetal (BSM) counterparts.
- Depending on application requirements, the entire conveyor chain can be compromised of HC-ESD material or sections HC-ESD material can be interspersed at various intervals.
- HC-ESD friction factor should be used when interspersing HC-ESD links into any other chain material.

NR denotes "not recommended", Dash denotes "combination not tested"

\*\*Friction of returnable bottles will vary depending on the quality of the glass, the amount of roughed-up surface, etc.

## HP



## WHP

**Brief Description**

Patented Rexnord High Performance Material has the lowest coefficient of friction of any chain or belt material. Extensive testing has proven that new high performance materials can reduce wear up to 40% over plain acetal and 25% over low friction acetal. Ideal for dry running applications and will permit greater operating speeds for aggressive applications in the beverage and container industry. Used to lower product backline pressure and to minimize conveyor pulsation resulting in reduced chain flight wear and reduced chain elongation.

**Primary Components**

High performance, internally lubricated acetal (POM)

**General Information**

Prefix	Material	Temperature						FDA Approval
		Fahrenheit			Celsius			
		min	max		min	max		
		dry	wet	min	dry	wet		
HP	High Performance (Brown)	-40	180	150	-40	82	66	Yes
WHP	White High Performance	-40	180	150	-40	82	66	Yes

**Friction Factors Between Material and Product**

Operating Condition	Product Material						
	Aluminum	Returnable Glass Bottles**	Non-Returnable Glass Bottles	Paper	Plastic (crates, shrink wrap, etc)	PET	Steel
Dry	0.18	0.20	0.12	0.23	0.18	0.18	0.18
Water	0.14	0.18	0.11	NR	0.16	0.16	0.16
Soap and Water	0.12	0.14	0.10	NR	0.14	0.14	0.13
Oil	---	---	---	NR	---	---	0.10

**Friction Factors Between Material and Wearstrips**

Operating Condition	Wearstrip Material			
	Carbon and Stainless Steel	UHMWPE	Nylatron <sup>†</sup>	ULF
Dry	0.22	0.18	0.18	0.14
Water	0.20	0.16	0.16	0.12
Soap and Water	0.15	0.14	0.14	0.11
Oil	0.10	0.10	0.10	0.10

**Regulatory Information**

The Food and Drug Administration (FDA) accepts certain materials for direct food contact. FDA approved material is compliant to

FDA 21 CFR § 177.


<sup>†</sup>Nylatron<sup>®</sup> is a registered trademark of Quadrant Engineering Plastics Products.

U.S. Patent: 4436200

Rexnord and HP are trademarks of Rexnord Corporation.

All rights reserved.

# HP RubberTop / SuperGrip



### Brief Description

HP RubberTop and SuperGrip are specifically formulated for general high friction applications. The high performance HP base links in conjunction with molded high friction pads make it ideal for high speed incline or decline conveyors.

### Primary Components

High performance HP with molded high friction pads

### General Information

Prefix	Material	Temperature						FDA Approval
		Fahrenheit			Celsius			
		min	max		min	max		
		dry	wet		dry	wet		
HP	High Performance Friction Top	-40	180	150	-40	82	66	No

### Friction Factors Between Material and Product

Operating Condition	Product Material						
	Aluminum	Returnable Glass Bottles**	Non-Returnable Glass Bottles	Paper	Plastic (crates, shrink wrap, etc)	PET	Steel
Dry	NR	NR	NR	NR	NR	NR	NR
Water	NR	NR	NR	NR	NR	NR	NR
Soap and Water	NR	NR	NR	NR	NR	NR	NR
Oil	NR	NR	NR	0.87***	0.85***	NR	NR

### Friction Factors Between Material and Wearstrips

Operating Condition	Wearstrip Material			
	Carbon and Stainless Steel	UHMWPE	Nylatron <sup>‡</sup>	ULF
Dry	0.22	0.18	0.18	0.14
Water	0.20	0.16	0.16	0.12
Soap and Water	0.15	0.14	0.14	0.11
Oil	0.10	0.10	0.10	0.10

### Regulatory Information


\*\*\*It is not recommended to accumulate on RubberTop products; however, these values can be utilized when determining brake belt or "hold back" calculations.

<sup>‡</sup>Nylatron<sup>®</sup> is a registered trademark of Quadrant Engineering Plastics Products.

Rexnord is a trademark of Rexnord Corporation.

All rights reserved.

## HS

**Brief Description**

Formulated to retain strength and resist degradation and swelling in hot, wet environments. Can be used in demanding high temperature applications such as bottle rinsers, sterilizers, warmers and pasteurizers.

**Primary Components**

Heat stabilized nylon (PA)

**General Information**

Prefix	Material	Temperature						FDA Approval
		Fahrenheit			Celsius			
		min	max		min	max		
		dry	wet		dry	wet		
HS	Heat Stabilized (Green)	-40	220	212	-40	104	100	No

**Friction Factors Between Material and Product**

Operating Condition	Product Material						
	Aluminum	Returnable Glass Bottles**	Non-Returnable Glass Bottles	Paper	Plastic (crates, shrink wrap, etc)	PET	Steel
Dry	0.25	0.27	0.20	0.33	0.25	0.25	0.30
Water	0.17	0.18	0.15	NR	0.20	0.20	0.22
Soap and Water	0.12	0.14	0.10	NR	0.15	0.15	0.15
Oil	---	---	---	NR	---	---	0.10

**Friction Factors Between Material and Wearstrips**

Operating Condition	Wearstrip Material			
	Carbon and Stainless Steel	UHMWPE	Nylatron†	ULF
Dry	0.30	0.28	0.28	0.25
Water	0.25	0.23	0.23	0.22
Soap and Water	0.18	0.18	0.18	0.18
Oil	0.10	0.10	0.10	0.10

**Regulatory Information**

†Nylatron® is a registered trademark of Quadrant Engineering Plastics Products.

Rexnord and TableTop are trademarks of Rexnord Corporation.

All rights reserved.

## 1. Strength Considerations

- Pressure-Velocity (PV) Limits: PV Limit of Rexnord TableTop Chains molded from heat stabilized material must be derated 20% from acetal materials. PV Limits relate to the speed and tension exerted as the chain travels around the corners.



## 2. Heat stabilized material, unlike other nylon materials, can be used in wet environments without the risk of swelling.

HT

WHT

RHT

KHT



HTB



BHT



**Brief Description**

Formulated to be used in both high temperature and general applications in both dry and wet conditions. A good general purpose conveyor chain material and in addition has excellent resistance to chemicals including salts, alcohol, bases and many acids.

**Primary Components**

Polypropylene (PP)

**General Information**

Prefix	Material	Temperature						FDA Approval
		Fahrenheit			Celsius			
		min	max		min	max		
		dry	wet		dry	wet		
HT	High Temperature (Beige)	40	220	212	4	104	100	Yes
WHT	White High Temperature	40	220	212	4	104	100	Yes
RHT	Red High Temperature	40	220	212	4	104	100	Yes
KHT	Khaki High Temperature	40	220	212	4	104	100	Yes
BHT	Blue High Temperature	40	220	212	4	104	100	Yes
HTB	Black High Temperature	40	220	212	4	104	100	No

**Friction Factors Between Material and Product**

Operating Condition	Product Material						
	Aluminum	Returnable Glass Bottles**	Non-Returnable Glass Bottles	Paper	Plastic (crates, shrink wrap, etc)	PET	Steel
Dry	0.29	0.29	0.24	0.35	0.32	0.28	0.31
Water	0.19	0.21	0.18	NR	0.24	0.20	0.25
Soap and Water	0.15	0.14	0.10	NR	0.19	0.15	0.17
Oil	---	---	---	NR	---	---	0.10

**Friction Factors Between Material and Wearstrips**

Operating Condition	Wearstrip Material			
	Carbon and Stainless Steel	UHMWPE	Nylatron+	ULF
Dry	0.35	0.30	0.30	0.26
Water	0.30	0.25	0.25	0.22
Soap and Water	0.25	0.20	0.20	0.19
Oil	0.10	0.10	0.10	0.10

1. Buoyant in water.
2. Not available for Rexnord TableTop and Multiflex chains.

**Regulatory Information**


The Food and Drug Administration (FDA) accepts certain materials for direct food contact. FDA approved material is compliant to FDA 21 CFR § 177.

\*Nylatron® is a registered trademark of Quadrant Engineering Plastics Products.


Rexnord and TableTop are trademarks of Rexnord Corporation.

All rights reserved.


## HT RubberTop / SuperGrip



## KHT



## WHT



### Brief Description

HT is specifically formulated for general high friction applications. The polypropylene base links in conjunction with high friction surface make it ideal for incline or decline conveyors

### Primary Components

High temperature polypropylene with high friction pads

### General Information

Prefix	Material	Temperature						FDA Approval
		Fahrenheit			Celsius			
		min	max		min	max		
			dry	wet		dry	wet	
HT	High Temperature Friction Top	40	180	140	4	82	60	Yes
KHT	Khaki High Temperature Friction Top	40	180	140	4	82	60	Yes
WHT	White High Temperature Friction Top	40	180	140	4	82	60	Yes

### Friction Factors Between Material and Product

Operating Condition	Product Material						
	Aluminum	Returnable Glass Bottles**	Non-Returnable Glass Bottles	Paper	Plastic (crates, shrink wrap, etc)	PET	Steel
Dry	NR	NR	NR	NR	NR	NR	NR
Water	NR	NR	NR	NR	NR	NR	NR
Soap and Water	NR	NR	NR	NR	NR	NR	NR
Oil	NR	NR	NR	0.87***	0.85***	NR	NR

### Friction Factors Between Material and Wearstrips

Operating Condition	Wearstrip Material			
	Carbon and Stainless Steel	UHMWPE	Nylatron†	ULF
Dry	0.35	0.30	0.30	0.26
Water	0.30	0.25	0.25	0.22
Soap and Water	0.25	0.20	0.20	0.19
Oil	0.10	0.10	0.10	0.10

1. Buoyant in water.
2. Not available for Rexnord TableTop and Multiflex chains.

### Regulatory Information


\*\*\*It is not recommended to accumulate on RubberTop® products; however, these values can be utilized when determining brake belt or "hold back" calculations.

†Nylatron® is a registered trademark of Quadrant Engineering Plastics Products.

Rexnord is a trademark of Rexnord Corporation.

All rights reserved.





**Brief Description**

HTX is a leading edge advanced polymer engineered specifically for heat shrink tunnels. The result is a high strength conveyor chain that provides excellent resistance to continuous temperature cycles. Chains manufactured in HTX also deliver superior wear and abrasion resistance.

**Primary Components**

Leading edge advanced polymer designed specifically for heat shrink tunnels

**General Information**

Prefix	Material	Temperature						FDA Approval
		Fahrenheit			Celsius			
		min	max		min	max		
			dry	wet		dry	wet	
HTX	Extreme High Temperature (charcoal gray)	-40	275	NR	-40	135	NR	No

**Friction Factors Between Material and Product**

Operating Condition	Product Material						
	Aluminum	Returnable Glass Bottles**	Non-Returnable Glass Bottles	Paper	Plastic (crates, shrink wrap, etc)	PET	Steel
Dry	0.25	0.27	0.20	0.33	0.25	0.25	0.30
Water	NR	NR	NR	NR	NR	NR	NR
Soap and Water	NR	NR	NR	NR	NR	NR	NR
Oil	---	---	---	NR	---	---	---

**Friction Factors Between Material and Wearstrips**

Operating Condition	Wearstrip Material			
	Carbon and Stainless Steel	UHMWPE	Nylatron+	ULF
Dry	0.30	0.25	0.25	0.25
Water	NR	NR	NR	NR
Soap and Water	NR	NR	NR	NR
Oil	---	---	---	---

1. Material is designed for surface temperatures up to 300°F
2. Primary application is entering and exiting 500°F heat shrink tunnel ovens

**Regulatory Information**

#Nylatron® is a registered trademark of Quadrant Engineering Plastics Products.  
 Rexnord is a trademark of Rexnord Corporation.  
 All rights reserved.

# HUV



**Brief Description**

Formulated to reduce or eliminate material degradation in applications where ultraviolet radiation exposure is a concern. Retains its mechanical integrity when exposed to direct sunlight (outdoor applications) as well as in applications that use ultraviolet radiation to run a process. Has excellent resistance to chemicals including salts, alcohol, bases and many acids.

**Primary Components**

Polypropylene (PP)

**General Information**

Prefix	Material	Temperature						FDA Approval
		Fahrenheit			Celsius			
		min	max		min	max		
			dry	wet		dry	wet	
HUV	High Temperature Ultraviolet Resistant (Black)	40	220	180	4	104	82	No

**Friction Factors Between Material and Product**

Operating Condition	Product Material						
	Aluminum	Returnable Glass Bottles**	Non-Returnable Glass Bottles	Paper	Plastic (crates, shrink wrap, etc)	PET	Steel
Dry	0.28	0.29	0.22	0.35	0.30	0.30	0.35
Water	0.19	0.21	0.17	NR	0.25	0.25	0.25
Soap and Water	0.16	0.14	0.10	NR	0.20	0.20	0.20
Oil	---	---	---	NR	---	---	0.10

**Friction Factors Between Material and Wearstrips**

Operating Condition	Wearstrip Material			
	Carbon and Stainless Steel	UHMWPE	Nylatron†	ULF
Dry	0.35	0.30	0.30	0.26
Water	0.24	0.16	0.16	0.22
Soap and Water	0.20	0.20	0.20	0.19
Oil	0.10	0.10	0.10	0.10

1. Buoyant in water.
2. Not available for Rexnord TableTop and Multiflex chains.

**Regulatory Information**

†Nylatron® is a registered trademark of Quadrant Engineering Plastics Products.

Rexnord and TableTop are trademarks of Rexnord Corporation.

All rights reserved.

LF



**Brief Description**

An excellent conveyor chain material with a low coefficient of friction between a variety of materials. Extensive testing has proven that low friction materials can reduce wear up to 15% over plain acetal. Ideal for dry running applications and will permit greater operating speeds. Used to lower product backline pressure and minimize conveyor pulsation resulting in reduced chain flight wear and reduced chain elongation.

**Primary Components**

Patented blend of low friction acetal (POM) and lubricants

**General Information**

Prefix	Material	Temperature						FDA Approval
		Fahrenheit			Celsius			
		min	max		min	max		
			dry	wet		dry	wet	
LF	Low Friction (Tan)	-40	180	150	-40	82	66	Yes

**Friction Factors Between Material and Product**

Operating Condition	Product Material						
	Aluminum	Returnable Glass Bottles**	Non-Returnable Glass Bottles	Paper	Plastic (crates, shrink wrap, etc)	PET	Steel
Dry	0.20	0.20	0.150	0.30	0.20	0.20	0.25
Water	0.15	0.18	0.13	NR	0.18	0.18	0.20
Soap and Water	0.12	0.14	0.10	NR	0.15	0.15	0.15
Oil	---	---	---	NR	---	---	0.10

**Friction Factors Between Material and Wearstrips**

Operating Condition	Wearstrip Material			
	Carbon and Stainless Steel	UHMWPE	Nylatron <sup>+</sup>	ULF
Dry	0.25	0.20	0.20	0.16
Water	0.20	0.18	0.18	0.14
Soap and Water	0.15	0.15	0.15	0.13
Oil	0.10	0.10	0.10	0.10

**Regulatory Information**

The Food and Drug Administration (FDA) accepts certain materials for direct food contact. FDA approved material is compliant to FDA 21 CFR § 177.

<sup>#</sup>Nylatron<sup>®</sup> is a registered trademark of Quadrant Engineering Plastics Products.

U.S. Patent: 4436200.


Rexnord is a trademark of Rexnord Corporation.

All rights reserved.

NR denotes "not recommended", Dash denotes "combination not tested"

\*\*Friction of returnable bottles will vary depending on the quality of the glass, the amount of roughed-up surface, etc.

**WLT**



**BLT**



**LT**



**Brief Description**

Formulated to retain toughness, impact strength and ductility in both dry and wet conditions. Retains its properties in temperatures as low as -100 °F (-73 °C). Has excellent impact resistance, and because of its inherent ductility, is excellent in applications where other materials may chip or fracture. Is also chemical resistant to most bleaches, bases, acids and hydrocarbons.

**Primary Components**

Polyethylene (HDPE)

**General Information**

Prefix	Material	Temperature						FDA Approval
		Fahrenheit			Celsius			
		min	max		min	max		
			dry	wet		dry	wet	
WLT	White Low Temperature	-100	80	80	-73	27	27	Yes
BLT	Blue Low Temperature	-100	80	80	-73	27	27	Yes
LT	Low Temperature (natural)	-100	80	80	-73	27	27	Yes

**Friction Factors Between Material and Product**

Operating Condition	Product Material						
	Aluminum	Returnable Glass Bottles**	Non-Returnable Glass Bottles	Paper	Plastic (crates, shrink wrap, etc)	PET	Steel
Dry	0.22	0.24	0.18	0.30	0.22	0.22	0.28
Water	0.17	0.17	0.14	NR	0.18	0.18	0.22
Soap and Water	0.12	0.14	0.10	NR	0.15	0.15	0.15
Oil	---	---	---	NR	---	---	0.10

**Friction Factors Between Material and Wearstrips**

Operating Condition	Wearstrip Material			
	Carbon and Stainless Steel	UHMWPE	Nylatron†	ULF
Dry	0.28	0.23	0.23	0.21
Water	0.22	0.20	0.20	0.19
Soap and Water	0.15	0.15	0.15	0.14
Oil	0.10	0.10	0.10	0.10

1. Buoyant in water.
2. Not available for Rexnord TableTop and Multiflex chains.

**Regulatory Information**

The Food and Drug Administration (FDA) accepts certain materials for direct food contact. FDA approved material is compliant to FDA 21 CFR § 177.

†Nylatron® is a registered trademark of Quadrant Engineering Plastics Products.

Rexnord and TableTop are trademarks of Rexnord Corporation.

All rights reserved.



### Brief Description

Formulated to reduce or eliminate material degradation in applications where ultraviolet radiation exposure is a concern. Retains its mechanical integrity when exposed to direct sunlight (outdoor applications) as well as in applications that use ultraviolet radiation to run a process. Also retains toughness, impact strength and ductility in both dry and wet conditions and in temperatures as low as -40 °F (-40 °C). Has excellent impact resistance and because of its inherent ductility, is excellent in applications where other materials may chip or fracture. Chemical resistant to most bleaches, bases, acids and hydrocarbons.

### Primary Components

Ultraviolet resistant polyethylene (HDPE)

### General Information

Prefix	Material	Temperature						FDA Approval
		Fahrenheit			Celsius			
		min	max		min	max		
		dry	wet		dry	wet		
LUV	Low Temperature Ultraviolet Resistant (Black)	-100	80	80	-73	27	27	No

### Friction Factors Between Material and Product

Operating Condition	Product Material						
	Aluminum	Returnable Glass Bottles**	Non-Returnable Glass Bottles	Paper	Plastic (crates, shrink wrap, etc)	PET	Steel
Dry	0.22	0.24	0.28	0.30	0.22	0.22	0.28
Water	0.17	0.17	0.14	NR	0.18	0.18	0.22
Soap and Water	0.12	0.14	0.10	NR	0.15	0.15	0.10
Oil	---	---	---	NR	---	---	0.10

### Friction Factors Between Material and Wearstrips

Operating Condition	Wearstrip Material			
	Carbon and Stainless Steel	UHMWPE	Nylatron <sup>†</sup>	ULF
Dry	0.28	0.23	0.23	0.21
Water	0.22	0.20	0.20	0.19
Soap and Water	0.15	0.15	0.15	0.14
Oil	0.10	0.10	0.10	0.10

1. Buoyant in water.
2. Not available for Rexnord TableTop and Multiflex chains.

### Regulatory Information

<sup>†</sup>Nylatron® is a registered trademark of Quadrant Engineering Plastics Products.

Rexnord and TableTop are trademarks of Rexnord Corporation.

All rights reserved.



### Brief Description

Formulated to be used in applications where conveying hot products may cause chain top surface to melt. Can resist contact temperatures up to 375 °F (190 °C). Used to convey high temperature products such as hot cans and hot pans in container manufacturing and industrial part processing applications

### Primary Components

Melt resistant nylon (PA)

### General Information

Prefix	Material	Temperature						FDA Approval
		Fahrenheit			Celsius			
		min	max		min	max		
		dry	wet		dry	wet		
MR	Melt Resistant (Black)	-80	220	NR	-62	104	NR	No

### Friction Factors Between Material and Product

Operating Condition	Product Material						
	Aluminum	Returnable Glass Bottles**	Non-Returnable Glass Bottles	Paper	Plastic (crates, shrink wrap, etc)	PET	Steel
Dry	0.25	0.27	0.20	0.33	0.25	0.25	0.30
Water	NR	NR	NR	NR	NR	NR	NR
Soap and Water	NR	NR	NR	NR	NR	NR	NR
Oil	---	---	---	NR	---	---	0.10

### Friction Factors Between Material and Wearstrips

Operating Condition	Wearstrip Material			
	Carbon and Stainless Steel	UHMWPE	Nylatron <sup>‡</sup>	ULF
Dry	0.30	0.28	0.28	0.25
Water	NR	NR	NR	NR
Soap and Water	NR	NR	NR	NR
Oil	0.10	0.10	0.10	0.10

### Regulatory Information

<sup>‡</sup>Nylatron® is a registered trademark of Quadrant Engineering Plastics Products.

Rexnord and TableTop are trademarks of Rexnord Corporation.

All rights reserved.

### 1. Strength Considerations:

- Pressure-Velocity (PV) Limits: PV Limit of Rexnord TableTop Chains molded from melt resistant material must be derated 20% from acetal materials. PV Limits relate to the speed and tension exerted as the chain travels around the corners.

### 2. It is important to lubricate side-flexing chains in the corners to reduce noise levels at speeds in excess of 100 FPM; water lubrication is unacceptable because it will cause melt resistant material to swell and lose strength.



## Neoprene (Black)



## Neoprene (White)



### Brief Description

Neoprene is used as a gripper material that has good resistance to gasoline, sunlight, ozone & oxidation. It is available in several different durometers (or hardness) for different applications.

### Primary Components

Neoprene

### General Information

Prefix	Material	Temperature						FDA Approval				
		Fahrenheit			Celsius							
		min	max		min	max						
-	Neoprene	-40	dry	wet	212	200	-40	dry	wet	100	93	No

### Friction Factors Between Material and Product

Operating Condition	Product Material						
	Aluminum	Returnable Glass Bottles**	Non-Returnable Glass Bottles	Paper	Plastic (crates, shrink wrap, etc)	PET	Steel
Dry	NR	NR	NR	NR	NR	NR	NR
Water	NR	NR	NR	NR	NR	NR	NR
Soap and Water	NR	NR	NR	NR	NR	NR	NR
Oil	NR	NR	NR	NR	NR	NR	NR

### Friction Factors Between Material and Wearstrips

Operating Condition	Wearstrip Material			
	Carbon and Stainless Steel	UHMWPE	Nylatron <sup>‡</sup>	ULF
Dry	NR	NR	NR	NR
Water	NR	NR	NR	NR
Soap and Water	NR	NR	NR	NR
Oil	NR	NR	NR	NR

1. This material is not available in TableTop, MatTop, or Multiflex chains. It is only available as a gripper material for SideGrip chains.
2. The temperature range for standard 40 shore Neoprene grippers. Other hardnesses will affect the operating temperature.
3. Color may be black or white depending on chain series. See specific chain series in Product Catalog for color.


### Regulatory Information

<sup>‡</sup>Nylatron® is a registered trademark of Quadrant Engineering Plastics Products.

Rexnord, TableTop and MatTop are trademarks of Rexnord Corporation.

All rights reserved.

P



**Brief Description**

Formulated to reduce or eliminate material degradation in applications where chemicals such as chlorine and phosphorous are present at moderate concentrations

**Primary Components**

Polyester (PBT)

**General Information**

Prefix	Material	Temperature						FDA Approval
		Fahrenheit			Celsius			
		min	max		min	max		
			dry	wet		dry	wet	
P	Chemical Resistant (White)	0	180	140	-18	82	60	Yes

**Friction Factors Between Material and Product**

Operating Condition	Product Material						
	Aluminum	Returnable Glass Bottles**	Non-Returnable Glass Bottles	Paper	Plastic (crates, shrink wrap, etc)	PET	Steel
Dry	0.25	0.27	0.20	0.33	0.25	0.25	0.30
Water	0.17	0.18	0.15	NR	0.21	0.21	0.22
Soap and Water	0.12	0.14	0.10	NR	0.15	0.10	0.15
Oil	---	---	---	NR	---	---	0.10

**Friction Factors Between Material and Wearstrips**

Operating Condition	Wearstrip Material			
	Carbon and Stainless Steel	UHMWPE	Nylatron <sup>†</sup>	ULF
Dry	0.30	0.25	0.25	0.22
Water	0.23	0.21	0.21	0.20
Soap and Water	0.15	0.15	0.15	0.15
Oil	0.10	0.10	0.10	0.10

**Regulatory Information**

The Food and Drug Administration (FDA) accepts certain materials for direct food contact. FDA approved material is compliant to FDA 21 CFR § 177.

<sup>†</sup>Nylatron<sup>®</sup> is a registered trademark of Quadrant Engineering Plastics Products.

Rexnord, TableTop and MatTop are trademarks of Rexnord Corporation.


All rights reserved.

1. Strength Considerations:

- Rexnord TableTop Chains molded from chemical resistant material (with stainless steel pins) must be derated 20% from their acetal counterparts (with stainless steel pins).
- Rexnord TableTop Chains molded from chemical resistant material (with plastic pins) must be derated 40% from their acetal counterparts (with stainless steel pins).
- Rexnord MatTop Chains molded from chemical resistant material must be derated 20% from their acetal counterparts.
- Pressure-Velocity (PV) Limits: PV Limit of Rexnord TableTop Chains molded from chemical resistant material must be derated 20% from acetal materials. PV Limits relate to the speed and tension exerted as the chain travels around the corners.

NR denotes "not recommended", Dash denotes "combination not tested"

\*\*Friction of returnable bottles will vary depending on the quality of the glass, the amount of roughed-up surface, etc.



### Brief Description

Platinum Series PS material is a specially formulated material especially suited for high speed conveying. PS material can decrease high speed wear by as much as 5 times. Side-flexing PV limits are also increased which means that a side-flexing chain molded in PS can be run 200% faster than the same chain in acetal, or 150% faster than the same chain in HP! "Optimized for PET" means that PET bottles running on PS chains exhibit the lowest friction available. Low coefficients of friction reduce product backline pressures and minimize pulsations.

### Primary Components

High speed Platinum Series internally lubricated acetal (POM)

### General Information

Prefix	Material	Temperature						FDA Approval
		Fahrenheit			Celsius			
		min	max		min	max		
		dry	wet		dry	wet		
PS	Platinum Series (Silver)	-40	180	150	-40	82	66	Yes

### Friction Factors Between Material and Product

Operating Condition	Product Material						
	Aluminum	Returnable Glass Bottles**	Non-Returnable Glass Bottles	Paper	Plastic (crates, shrink wrap, etc)	PET	Steel
Dry	0.18	0.20	0.12	0.23	0.18	0.16	0.18
Water	0.14	0.18	0.11	NR	0.16	0.15	0.16
Soap and Water	0.12	0.14	0.10	NR	0.14	0.14	0.13
Oil	---	---	---	NR	---	---	0.10

### Friction Factors Between Material and Wearstrips

Operating Condition	Wearstrip Material			
	Carbon and Stainless Steel	UHMWPE	Nylatron <sup>+</sup>	ULF
Dry	0.22	0.18	0.18	0.12
Water	0.20	0.16	0.16	0.11
Soap and Water	0.15	0.14	0.14	0.11
Oil	0.10	0.10	0.10	0.10


### Regulatory Information

The Food and Drug Administration (FDA) accepts certain materials for direct food contact. FDA approved material is compliant to FDA 21 CFR § 177.

<sup>#</sup>Nylatron<sup>®</sup> is a registered trademark of Quadrant Engineering Plastics Products.

Rexnord, Platinum Series, PS and HP are trademarks of Rexnord Corporation.

All rights reserved.



### Brief Description

Platinum Series X PSX material is an advanced performance polymer alloy engineered specifically for run dry applications. PSX material minimizes the amount of conveyor lubrication needed, and in many cases offers a completely run dry solution.

### Primary Components

Advanced performance polymer alloy designed specifically for run dry applications

### General Information

Prefix	Material	Temperature						FDA Approval
		Fahrenheit			Celsius			
		min	max		min	max		
		dry	wet		dry	wet		
PSX	Platinum Series X (Gray)	-40	180	150	-40	82	66	Yes

### Friction Factors Between Material and Product

Operating Condition	Product Material						
	Aluminum	Returnable Glass Bottles**	Non-Returnable Glass Bottles	Paper	Plastic (crates, shrink wrap, etc)	PET	Steel
Dry	0.16	0.20	0.12	0.23	0.18	0.16	0.16
Water	0.13	0.18	0.11	NR	0.16	0.15	0.14
Soap and Water	0.12	0.14	0.10	NR	0.14	0.14	0.12
Oil	---	---	---	NR	---	---	0.10

### Friction Factors Between Material and Wearstrips


Operating Condition	Wearstrip Material			
	Carbon and Stainless Steel	UHMWPE	Nylatron <sup>†</sup>	ULF
Dry	0.22	0.18	0.16	0.12
Water	0.20	0.16	0.14	0.11
Soap and Water	0.15	0.14	0.12	0.11
Oil	0.10	0.10	0.10	0.10

### Regulatory Information

The Food and Drug Administration (FDA) accepts certain materials for direct food contact. FDA approved material is compliant to FDA 21 CFR § 177.

Rexnord, Platinum Series, Platinum Series X, PS, PSX and HP are trademarks of Rexnord Corporation.

All rights reserved.



### Brief Description

A strong, abrasion resistant, fine grained, hardened carbon steel with a smooth surface finish. Used in applications requiring high strength, impact resistance and hardened chain surface such as parts handling.

### Primary Components

Carbon steel

### General Information

Prefix	Material	Temperature						FDA Approval
		Fahrenheit			Celsius			
		min	max		min	max		
		dry	wet		dry	wet		
S	Carbon Steel	-40	350	NR	-40	177	NR	No

### Friction Factors Between Material and Product

Operating Condition	Product Material						
	Aluminum	Returnable Glass Bottles**	Non-Returnable Glass Bottles	Paper	Plastic (crates, shrink wrap, etc)	PET	Steel
Dry	0.34	0.35	0.33	0.43	0.31	0.30	0.38
Water	NR	NR	NR	NR	NR	NR	NR
Soap and Water	NR	NR	NR	NR	NR	NR	NR
Oil	0.10	0.10	NR	NR	NR	NR	0.10

### Friction Factors Between Material and Wearstrips


Operating Condition	Wearstrip Material			
	Carbon and Stainless Steel	UHMWPE	Nylatron <sup>+</sup>	ULF
Dry	0.40	0.30	0.30	0.30
Water	NR	NR	NR	NR
Soap and Water	NR	NR	NR	NR
Oil	0.10	0.10	0.10	0.10

### Regulatory Information

<sup>#</sup>Nylatron® is a registered trademark of Quadrant Engineering Plastics Products.

Rexnord and MatTop are trademarks of Rexnord Corporation.

1. It is important to lubricate side-flexing chains in the corners to reduce noise levels; water lubrication is unacceptable due to the potential for corrosion and rusting. Melt resistant material to swell and lose strength.
2. Not available for Rexnord MatTop and Multiflex chains.



### Brief Description

Has excellent corrosion and abrasion resistance. Possess resistance to acids, have non-magnetic qualities, good impact resistance, good surface hardness and smooth surface finish. Used in applications requiring corrosion and abrasion resistance, including glass containers and parts handling where water or lubricants are used. The chain life of Rexnord TableTop Chains made with austenitic stainless steel material have been demonstrated to have more than 2x the wear life than competitive chains made with ferritic stainless steel.

### Primary Components

Austenitic stainless steel

### General Information

Prefix	Material	Temperature						FDA Approval
		Fahrenheit			Celsius			
		min	max		min	max		
		dry	wet		dry	wet		
SS	Stainless Steel	-100	800	212	-73	427	100	Yes

### Friction Factors Between Material and Product

Operating Condition	Product Material						
	Aluminum	Returnable Glass Bottles**	Non-Returnable Glass Bottles	Paper	Plastic (crates, shrink wrap, etc)	PET	Steel
Dry	0.34	0.35	0.33	0.43	0.31	0.30	0.38
Water	0.27	0.30	0.29	NR	0.22	0.21	0.30
Soap and Water	0.14	0.15	0.15	NR	0.15	0.14	0.15
Oil	---	---	---	NR	---	---	---

### Friction Factors Between Material and Wearstrips

Operating Condition	Wearstrip Material			
	Carbon and Stainless Steel	UHMWPE	Nylatron <sup>‡</sup>	ULF
Dry	0.40	0.30	0.30	0.30
Water	0.35	0.22	0.22	0.22
Soap and Water	0.15	0.15	0.15	0.15
Oil	0.15	0.10	0.10	0.10

1. It is important to lubricate side-flexing chains in the corners to reduce noise levels.
2. Not available for Rexnord MatTop and Multiflex chains.

### Regulatory Information

Based on the material chemistries, industry standards, and the documentation in the Federal Registry, it is the opinion of Rexnord that the Rexnord TableTop stainless steel chains can be considered GRAS for direct food contact.

<sup>‡</sup>Nylatron<sup>®</sup> is a registered trademark of Quadrant Engineering Plastics Products.

Rexnord, TableTop and MatTop are trademarks of Rexnord Corporation.

All rights reserved.





### Brief Description

A special austenitic stainless steel used in applications that require the chain to allow magnetic fields to pass through. In some applications, magnets are used to stabilize or hold products that are conveyed on the top of the chain. Allows magnets to interact with the product without increasing chain tension or drive requirements. Can also be used in mechanical applications where magnetism introduced into the system can cause component malfunction. Has excellent corrosion, abrasion and impact resistance. Also has good surface hardness and a smooth surface finish. Used in corrosive environments where strong acids or bases are present.

### Primary Components

Low ferromagnetic austenitic stainless steel

### General Information

Prefix	Material	Temperature						FDA Approval
		Fahrenheit			Celsius			
		min	max		min	max		
			dry	wet		dry	wet	
SSB	Stainless Steel Low Magnetic	-100	800	212	-73	427	100	Yes

### Friction Factors Between Material and Product

Operating Condition	Product Material						
	Aluminum	Returnable Glass Bottles**	Non-Returnable Glass Bottles	Paper	Plastic (crates, shrink wrap, etc)	PET	Steel
Dry	0.28	0.47	0.35	0.40	0.30	0.30	0.35
Water	0.19	0.31	0.25	NR	0.20	0.20	0.25
Soap and Water	0.12	0.21	0.15	NR	0.10	0.10	0.15
Oil	---	---	---	NR	---	---	0.15

### Friction Factors Between Material and Wearstrips

Operating Condition	Wearstrip Material			
	Carbon and Stainless Steel	UHMWPE	Nylatron <sup>+</sup>	ULF
Dry	0.50	0.40	0.40	0.40
Water	0.40	0.30	0.30	0.30
Soap and Water	0.20	0.20	0.20	0.20
Oil	0.20	0.10	0.10	0.10

1. It is important to lubricate side-flexing chains in the corners to reduce noise levels.
2. Not available for Rexnord MatTop and Multiflex chains.

### Regulatory Information


Based on the material chemistries, industry standards, and the documentation in the Federal Registry, it is the opinion of Rexnord that the Rexnord TableTop stainless steel chains can be considered GRAS for direct food contact.

<sup>#</sup>Nylatron® is a registered trademark of Quadrant Engineering Plastics Products.

Rexnord, TableTop and MatTop are trademarks of Rexnord Corporation.

All rights reserved.

## THD

**Brief Description**

Allows detection as it passes through a metal detector. Formulated for detection in dry food and frozen food. Retains physical properties at elevated temperatures in both wet and dry environments. A good general purpose conveyor chain material with excellent resistance to chemicals including salts, alcohol, bases and many acids. Developed specifically for chains used in dry snack food and frozen food processing.

**Primary Components**

Polypropylene (PP) and nonferrous metal particulate

**General Information**

Prefix	Material	Temperature						FDA Approval
		Fahrenheit			Celsius			
		min	max		min	max		
			dry	wet		dry	wet	
THD	Tan High Temperature Detectable	40	220	212	4	104	100	***

**Friction Factors Between Material and Product**

Operating Condition	Product Material						
	Aluminum	Returnable Glass Bottles**	Non-Returnable Glass Bottles	Paper	Plastic (crates, shrink wrap, etc)	PET	Steel
Dry	0.28	0.29	0.22	0.35	0.30	0.30	0.35
Water	0.19	0.21	0.17	NR	0.25	0.25	0.25
Soap and Water	0.16	0.14	0.10	NR	0.20	0.20	0.20
Oil	---	---	---	NR	---	---	0.10

**Friction Factors Between Material and Wearstrips**

Operating Condition	Wearstrip Material			
	Carbon and Stainless Steel	UHMWPE	Nylatron <sup>†</sup>	ULF
Dry	0.35	0.30	0.30	0.26
Water	0.25	0.25	0.25	0.22
Soap and Water	0.20	0.20	0.20	0.19
Oil	0.10	0.10	0.10	0.10

1. Buoyant in water.
2. Not available for Rexnord TableTop and Multiflex chains.
3. The ability to detect plastic particles will vary due to sensitivity of individual metal detectors.

**Regulatory Information**


The Food and Drug Administration (FDA) accepts certain materials for direct food contact. FDA approved material is compliant to #Nylatron<sup>®</sup> is a registered trademark of Quadrant Engineering Plastics Products.

U.S. Patent 6177113

Rexnord, TableTop and MatTop are trademarks of Rexnord Corporation.

All rights reserved.

# USP



## Brief Description

USP is specifically formulated for chemically aggressive pasteurizer, warmer and cooler applications. USP offers advantages that include superior resistance to chemicals used in cleaning and boil-out as well as extended chain life in high-temperature environments. USP material remains stronger and more flexible than plain polypropylene in hot, oxidative environments such as pasteurizers or warmers/coolers. The end result is increased reliability throughout the entire life of the chain

## Primary Components

Polypropylene (PP) + Chemical Stabilizers

## General Information

Prefix	Material	Temperature						FDA Approval
		Fahrenheit			Celsius			
		min	max		min	max		
			dry	wet		dry	wet	
USP	Ultra Stabilized Polypropylene (Dark Green)	40	220	212	4	104	100	Yes

## Friction Factors Between Material and Product

Operating Condition	Product Material						
	Aluminum	Returnable Glass Bottles**	Non-Returnable Glass Bottles	Paper	Plastic (crates, shrink wrap, etc)	PET	Steel
Dry	0.29	0.29	0.24	0.35	0.32	0.28	0.31
Water	0.19	0.21	0.18	NR	0.24	0.20	0.25
Soap and Water	0.15	0.14	0.10	NR	0.19	0.15	0.17
Oil	---	---	---	NR	---	---	0.10

## Friction Factors Between Material and Wearstrips

Operating Condition	Wearstrip Material			
	Carbon and Stainless Steel	UHMWPE	Nylatron <sup>+</sup>	ULF
Dry	0.35	0.30	0.30	0.26
Water	0.30	0.25	0.25	0.22
Soap and Water	0.25	0.20	0.20	0.19
Oil	0.10	0.10	0.10	0.10

1. Buoyant in water.
2. Not available for Rexnord TableTop and Multiflex chains.

## Regulatory Information


The Food and Drug Administration (FDA) accepts certain materials for direct food contact. FDA approved material is compliant to FDA 21 CFR § 177.

*#Nylatron® is a registered trademark of Quadrant Engineering Plastics Products.*

Rexnord and TableTop are trademarks of Rexnord Corporation.

All rights reserved.

**WSM**



**BSM**



**RSM**



**SMB**



**YSM**



**Brief Description**

Formulated to be used in applications when superior wear and cut resistance is required. Can be used in both dry and wet conditions and in applications where abrasive wear due to products or environment is a concern. Cut resistant materials are commonly used in the meat processing industry on cutting, boning and trimming lines. Has good impact resistance and is as strong as standard acetal materials.

**Primary Components**

Cut and abrasive wear resistant acetal (POM)

**General Information**

Prefix	Material	Temperature						FDA Approval
		Fahrenheit			Celsius			
		min	max		min	max		
			dry	wet		dry	wet	
WSM	White Cut Resistant	-40	180	150	-40	82	66	Yes
BSM	Black Cut Resistant	-40	180	150	-40	82	66	No
SMB	Blue Cut Resistant	-40	180	150	-40	82	66	Yes
RSM	Red Cut Resistant	-40	180	150	-40	82	66	Yes
YSM	Yellow Cut Resistant	-40	180	150	-40	82	66	Yes

**Friction Factors Between Material and Product**

Operating Condition	Product Material						
	Aluminum	Returnable Glass Bottles**	Non-Returnable Glass Bottles	Paper	Plastic (crates, shrink wrap, etc)	PET	Steel
Dry	0.25	0.27	0.20	0.33	0.25	0.25	0.30
Water	0.17	0.18	0.15	NR	0.20	0.20	0.22
Soap and Water	0.12	0.14	0.10	NR	0.15	0.15	0.15
Oil	---	---	---	NR	---	---	0.10

**Friction Factors Between Material and Wearstrips**

Operating Condition	Wearstrip Material			
	Carbon and Stainless Steel	UHMWPE	Nylatron <sup>†</sup>	ULF
Dry	0.30	0.25	0.25	0.20
Water	0.23	0.21	0.21	0.18
Soap and Water	0.15	0.15	0.15	0.15
Oil	0.10	0.10	0.10	0.10

**Regulatory Information**


The Food and Drug Administration (FDA) accepts certain materials for direct food contact. FDA approved material is compliant to FDA 21 CFR § 177.

<sup>†</sup>Nylatron<sup>®</sup> is a registered trademark of Quadrant Engineering Plastics Products.

Rexnord is a trademark of Rexnord Corporation.

All rights reserved.

**WX**



**BWX**



**Brief Description**

Formulated to be used in abrasive applications where chain is subjected to abrasives such as glass, sand and dirt. May extend chain wear life up to five times compared to acetal materials. Designed to be used in glass handling applications where abrasive shards of glass can wear other plastic chain materials rapidly. Can also be used in other abrasive applications.

**Primary Components**

Abrasion resistant nylon (PA)

**General Information**

Prefix	Material	Temperature						FDA Approval
		Fahrenheit			Celsius			
		min	max		min	max		
		dry	wet		dry	wet		
WX	Green Abrasion Resistant Polyamide	-40	220	NR	-40	104	NR	No
BWX	Black Abrasion Resistant Polyamide	-40	220	NR	-40	104	NR	No

**Friction Factors Between Material and Product**

Operating Condition	Product Material						
	Aluminum	Returnable Glass Bottles**	Non-Returnable Glass Bottles	Paper	Plastic (crates, shrink wrap, etc)	PET	Steel
Dry	0.25	0.27	0.20	0.33	0.25	0.25	0.30
Water	NR	NR	NR	NR	NR	NR	NR
Soap and Water	NR	NR	NR	NR	NR	NR	NR
Oil	---	---	---	NR	---	---	---

**Friction Factors Between Material and Wearstrips**

Operating Condition	Wearstrip Material			
	Carbon and Stainless Steel	UHMWPE	Nylatron <sup>+</sup>	ULF
Dry	0.30	0.25	0.25	0.22
Water	NR	NR	NR	NR
Soap and Water	NR	NR	NR	NR
Oil	NA	NA	NA	NR

1. It is important to lubricate side-flexing chains in the corners to reduce noise levels at speeds in excess of 60 FPM; however water lubrication is unacceptable because it will cause wear resistant material to swell and lose strength.

**Regulatory Information**

*#Nylatron® is a registered trademark of Quadrant Engineering Plastics Products.*

Rexnord is a trademark of Rexnord Corporation.

All rights reserved.

## XLA

**Brief Description**

Internally lubricated, extra low friction acetal for improved wearlife and high strength.

**Primary Components**

Internally lubricated acetal (POM)

**General Information**

Prefix	Material	Temperature						FDA Approval
		Fahrenheit			Celsius			
		min	max		min	max		
		dry	wet		dry	wet		
XLA	Internally Lubricated Polyacetal (Grey)	-40	180	150	-40	82	66	Yes

**Friction Factors Between Material and Product**

Operating Condition	Product Material						
	Aluminum	Returnable Glass Bottles**	Non-Returnable Glass Bottles	Paper	Plastic (crates, shrink wrap, etc)	PET	Steel
Dry	0.20	0.20	0.15	0.30	0.20	0.20	0.25
Water	0.15	0.18	0.13	NR	0.18	0.18	0.20
Soap and Water	0.12	0.14	0.10	NR	0.15	0.15	0.15
Oil	---	---	---	NR	---	---	0.10

**Friction Factors Between Material and Wearstrips**

Operating Condition	Wearstrip Material			
	Carbon and Stainless Steel	UHMWPE	Nylatron <sup>†</sup>	ULF
Dry	0.25	0.20	0.20	0.16
Water	0.20	0.18	0.18	0.14
Soap and Water	0.15	0.15	0.15	0.13
Oil	0.10	0.10	0.10	0.10

1. Used for Low Backline Pressure (LBP) chains.

**Regulatory Information**


The Food and Drug Administration (FDA) accepts certain materials for direct food contact. FDA approved material is compliant to FDA 21 CFR § 177.

<sup>†</sup>Nylatron<sup>®</sup> is a registered trademark of Quadrant Engineering Plastics Products.

Rexnord is a trademark of Rexnord Corporation.

All rights reserved.





**Brief Description**

Internally lubricated, extra low friction acetal for improved wear life and high strength.

**Primary Components**

Internally lubricated acetal (POM)

**General Information**

Prefix	Material	Temperature						FDA Approval
		Fahrenheit			Celsius			
		min	max		min	max		
		dry	wet		dry	wet		
XLG	Low Friction Acetal (Green)	-40	180	150	-40	82	66	Yes

**Friction Factors Between Material and Product**

Operating Condition	Product Material						
	Aluminum	Returnable Glass Bottles**	Non-Returnable Glass Bottles	Paper	Plastic (crates, shrink wrap, etc)	PET	Steel
Dry	0.20	0.20	0.15	0.30	0.20	0.20	0.25
Water	0.15	0.18	0.13	NR	0.18	0.18	0.20
Soap and Water	0.12	0.14	0.10	NR	0.15	0.15	0.15
Oil	---	---	---	NR	---	---	0.10

**Friction Factors Between Material and Wearstrips**

Operating Condition	Wearstrip Material			
	Carbon and Stainless Steel	UHMWPE	Nylatron <sup>+</sup>	ULF
Dry	0.25	0.20	0.20	0.16
Water	0.20	0.18	0.18	0.14
Soap and Water	0.15	0.15	0.15	0.13
Oil	0.10	0.10	0.10	0.10

1. Only available in TableTop and MatTop chains.

**Regulatory Information**

The Food and Drug Administration (FDA) accepts certain materials for direct food contact. FDA approved material is compliant to FDA 21 CFR § 177.

<sup>#</sup>Nylatron® is a registered trademark of Quadrant Engineering Plastics Products.

Rexnord, TableTop and MatTop are trademarks of Rexnord Corporation.

All rights reserved.

Chain	Page
60 Side-flexing TableTop Chain	10
60 Straight TableTop Chain	9
66 Side-flexing TableTop Chain with Magnetflex Retention	14
66 Straight TableTop Chain	13
66 TableTop Chain with Rubber Inserts	15
279 LPC TableTop Chain with Low Pin Centerline	18
395 MatTop Chain	174
770 TAB TableTop Chain	21
815 TableTop Chain	24
815 TAB TableTop Chain	25
815 TAB TableTop Chain with Transfer Top Plate	26
820 RubberTop TableTop Chain	32
820 TableTop Chain	31
821 R TableTop Chain with Radius-Edge	37
821 SuperGrip TableTop Chain	36
821 TableTop Chain	35
821 TableTop Chain with Low Backline Pressure (LBP) Rollers	38
831 TableTop Chain	41
843 TableTop Chain on Carbon Steel Base Chain	45
843 TableTop Chain on Stainless Steel Base Chain	46
845 TableTop Chain on Carbon Steel Base Chain	47
845 TableTop Chain on Stainless Steel Base Chain	48
863 TAB TableTop Chain on Carbon Steel Base Chain	49
863 TAB TableTop Chain on Stainless Steel Base Chain	50
879 B TableTop Chain	52
879 TAB TableTop Chain	53
880 B TableTop Chain	56
880 TAB TableTop Chain	57
880 TAB TableTop Chain with Tight Side-flex Radius	59
881 B TableTop Chain	63
881 TAB TableTop Chain	64
881 TAB TableTop Chain with Gripper Retainers (G)	65
882 B TableTop Chain	69
882 TAB SuperGrip TableTop Chain	71
882 TAB TableTop Chain	70
882 TAB TableTop Chain with Gripper Retainers (G)	75
882 TAB TableTop Chain with Low Backline Pressure (LBP) Rollers	73
882 TAB TableTop Chain with Radius-Edge	72
883 TAB LBP TableTop Chain with Low Backline Pressure (LBP) Rollers	79
963 TableTop Chain on Carbon Steel Base Chain	82
963 TableTop Chain on Stainless Steel Base Chain	83
1000FG Flush Grid MatTop Chain	180
1000FG Flush Grid MatTop Chain with Positrack Guides	181
1000FG Flush Grid Molded-to-Width (MTW) MatTop Chain with Positrack Guides	182
1000FG Molded-to-Width (MTW) MatTop Chain with Freeflow and Positrack Guides	183
1000FT DP Flat Top MatTop Chain with Positrack Guides	177
1000FT Flat Top MatTop Chain	176
1000FT Flat Top Molded-to-Width (MTW) MatTop Chain with Positrack Guides	178
1000FT Molded-to-Width (MTW) MatTop Chain with Freeflow and Positrack Guides	179
1000RRR Raised Rib Railtrack MatTop Chain	184
1001 Flat Top Molded-to-Width (MTW) MatTop Chain	186
1001 Flush Grid Molded-to-Width (MTW) MatTop Chain	187
1040 FGM TableTop Chain	86
1040 FTM TableTop Chain	85

Chain	Page
1050 FTLPC TableTop Chain with Low Pin Centerline (LPC)	90
1050 FT TAB TableTop Chain	89
1055 FTM TableTop Chain with Magnetflex Retention	95
1055 FT TableTop Chain with Low Pin Centerline (LPC)	97
1055 FT TAB TableTop Chain	96
1255 MatTop Chain	188
1255 SuperGrip MatTop Chain	189
1265 MatTop Chain	190
1275 MatTop Chain	191
1285 MatTop Chain	192
1503 MatTop Chain with Low Backline Pressure (LBP) Rollers	194
1505 MatTop Chain	195
1505 Molded-to-Width (MTW) MatTop Chain	197
1505 Molded-to-Width (MTW) MatTop Chain with DynamicTransfer System and Positrack Tracking Guides	198
1505 RubberTop MatTop Chain	196
1506 MatTop Chain	199
1506 Molded-to-Width (MTW) MatTop Chain	200
1553 MatTop Chain with Low Backline Pressure (LBP) Rollers	201
1625B-TAB MatTop Chain	206
1673 SpiralTop TableTop Chain on Carbon Steel Base Chain	103
1673 SpiralTop TableTop Chain on Carbon Steel Base Chain	104
1700 TableTop Chain	106
1700 TableTop Chain with Armor-Clad Surface (AC)	107
1701 TableTop Chain	110
1701 TAB TableTop Chain	111
1701 TAB TableTop Chain with Armor-Clad Surface (AC)	112
1702 TableTop Chain	117
1755 TableTop Chain	120
1757 TAB LBP TableTop Chain with Low Backline Pressure (LBP) Rollers	124
1757 TAB SuperGrip TableTop Chain	123
1757 TAB TableTop Chain	122
1757 TAB TableTop Chain with Gripper Retainers (G)	125
1765 ZeroGap TableTop Chain	128
1843 TAB on Carbon Steel Base Chain	131
1843 TAB on Carbon Steel Base Chain with Gripper Retainers (G)	133
1843 TAB on Stainless Steel Base Chain	132
1843 TAB on Stainless Steel Base Chain with Gripper Retainers (G)	134
1844 TableTop Chain on Stainless Steel Base Chain	137
1863 TAB TableTop Chain on Carbon Steel Base Chain	138
1864 TableTop Chain on Carbon Steel Base	141
1864 TableTop Chain on Stainless Steel Base	142
1873 TAB RubberTop TableTop Chain on Stainless Steel Base	151
1873 TAB SuperGrip TableTop Chain on Carbon Steel Base	149
1873 TAB SuperGrip TableTop Chain on Stainless Steel Base	150
1873 TAB TableTop on Carbon Steel Base Chain	145
1873 TAB TableTop on Carbon Steel Base with Gripper Retainers (G)	147
1873 TAB TableTop on Stainless Steel Base Chain	146
1873 TAB TableTop on Stainless Steel Base with Gripper Retainers (G)	148
1874 TAB TableTop Chain on Carbon Steel Base Chain	155
1874 TAB TableTop Chain on Stainless Steel Base Chain	156
1874 TAB TableTop Chain with Gripper Retainers on Carbon Steel Base Chain (G)	157
1874 TAB TableTop Chain with Gripper Retainers on Stainless Steel Base Chain (G)	158
2500 TAB TableTop Chain	162
2550 TAB TableTop Chain	164

Chain	Page
2565 ZeroGap TableTop Chain	166
3122HYB MatTop Chain	218
3122HYB Molded-to-Width (MTW) MatTop Chain	219
3125HYB Molded-to-Width (MTW) MatTop Chain	220
3125HYB RubberTop Molded-to-Width (MTW) MatTop Chain	221
3125 MatTop Chain	208
3125 Molded-to-Width (MTW) MatTop Chain	209
3129 MatTop Chain	210
3129 Molded-to-Width (MTW) MatTop Chain	211
3185 Molded-to-Width (MTW) MatTop Chain	212
3185RT (RubberTop) Molded-to-Width (MTW) MatTop Chain	213
3873 TAB TableTop Chain on Carbon Steel Base Chain	168
3873 TAB TableTop Chain on Stainless Steel Base Chain	169
4705 MatTop Chain	223
4705 MatTop Chain with 7-Vacuum Holes (E7)	225
4705 MatTop Chain with 7-Vacuum Holes (E14)	226
4705 TAB MatTop Chain	224
4706 MatTop Chain	227
4707 TAB MatTop Chain	228
5705 MatTop Chain	234
5705 Molded-to-Width (MTW) MatTop Chain	236
5705 Molded-to-Width (MTW) MatTop Chain with Dynamic Transfer System and Positrack Tracking Guides	238
5705 Molded-to-Width (MTW) MatTop Chain with Positrack Tracking Guides	237
5705 SuperGrip MatTop Chain	235
5706 MatTop Chain	239
5706 Molded-to-Width (MTW) MatTop Chain	240
5706 Molded-to-Width (MTW) MatTop Chain with Positrack Tracking Guides	241
5935 MatTop Chain	245
5935 MatTop Chain with Vacuum Holes	246
5935 Molded-to-Width (MTW) MatTop Chain	247
5936 MatTop Chain	248
5966 MatTop Chain	251
5995 MatTop Chain	254
5996 MatTop Chain	255
5997 MatTop Chain	256
5998 MatTop Chain	257
6938 MatTop Chain	264
6995 MatTop Chain	266
6995 Series Hybrid H4 MatTop Chain	271
6995 Series Hybrid H8 MatTop Chain	272
6998 Series Hybrid H4 MatTop Chain	273
6999 MatTop Chain	267
6999 Series Hybrid H8 MatTop Chain	274
7526 MatTop Chain with Positrack Tracking Guides	278
7703 MatTop Chain with Low Backline Pressure (LBP) Rollers	281
7705 MatTop Chain	282
7705 Metric MatTop Chain	283
7705 Metric Molded-to-Width (MTW) MatTop Chain with Positrack Tracking Guides	286
7705 Molded-to-Width (MTW) MatTop Chain	284
7705 Molded-to-Width (MTW) MatTop Chain with DynamicTransfer System and Positrack Tracking Guides	290
7705 Molded-to-Width (MTW) MatTop Chain with Positrack Tracking Guides	285
7705 Molded-to-Width (MTW) MatTop Chain with Radius-Blade DynamicTransfer System and Positrack Tracking Guides	291

Chain	Page
7705 RubberTop MatTop Chain	287
7705 SuperGrip MatTop Chain	289
7705 SuperGrip Molded-to-Width (MTW) MatTop Chain	288
7706 MatTop Chain	292
7706 Molded-to-Width (MTW) MatTop Chain	293
7706 Molded-to-Width (MTW) MatTop Chain with Positrack Tracking Guides	294
7708 MatTop Chain	295
7743 MatTop Chain with Low Backline Pressure (LBP) Rollers	296
7748 MatTop Chain	297
7956 B MatTop Chain	300
7956 GT MatTop Chain	301
7956 NT without TABs MatTop Chain	302
7956 TAB MatTop Chain	303
7963B MatTop Chain	308
7963NT MatTop Chain	309
7963ST MatTop Chain	310
7966B MatTop Chain	311
7966NT MatTop Chain	312
7966ST MatTop Chain	313
8503 MatTop Chain with Low Backline Pressure (LBP) Rollers	316
8505 MatTop Chain	317
8505 MatTop Chain with Vacuum Holes	320
8505 Metric MatTop Chain	318
8505 Molded-to-Width (MTW) MatTop Chain	321
8505 Molded-to-Width (MTW) MatTop Chain with DynamicTransfer System and Positrack Tracking Guides	323
8505 Molded-to-Width (MTW) MatTop Chain with Positrack Tracking Guides	322
8505 RubberTop MatTop Chain	319
8506 MatTop Chain	324
8506 Molded-to-Width (MTW) MatTop Chain	325
8506 Molded-to-Width (MTW) MatTop Chain with Positrack Tracking Guides	326
8507 MatTop Chain	327
HDF TableTop Chain with Low Backline Pressure (LBP) Rollers	74
SHD TableTop Chain with Low Backline Pressure Rollers (LBP)	42
SWH TableTop Chain with Low Backline Pressure Rollers (LBP)	39
TAB RubberTop TableTop Chain	58

**ALL AROUND  
THE GLOBE,**

A light gray world map is centered in the background of the main section. The map shows the outlines of continents and oceans. The text "ALL AROUND THE GLOBE," is positioned in the upper left corner of this section. To the right of the text, there is a decorative graphic consisting of multiple parallel, red, chevron-like lines pointing to the right, arranged in a slightly overlapping pattern.A decorative graphic consisting of multiple parallel, red, chevron-like lines pointing to the right, arranged in a slightly overlapping pattern, located to the left of the main headline.

**CUSTOMERS TRUST  
OUR PROVEN BRANDS.**

#### **WHY CHOOSE REXNORD?**

When it comes to providing highly engineered products that improve productivity and efficiency for industrial applications worldwide, Rexnord is the most reliable in the industry. Commitment to customer satisfaction and superior value extend across every business function.

#### **Delivering Lowest Total Cost of Ownership**

The highest quality products are designed to help prevent equipment downtime and increase productivity and dependable operation.

#### **Valuable Expertise**

An extensive product offering is accompanied by global sales specialists, customer service and maintenance support teams, available anytime.

#### **Solutions to Enhance Ease of Doing Business**

Commitment to operational excellence ensures the right products at the right place at the right time.