

# BREVINI GEARMOTORS

## Bevel Helical Gearboxes



New Edition 2016

 **brevini** power transmission

**K**SERIES New Edition 2016

BREVINI GEARMOTORS

 **K**SERIES

 **brevini**  
power  
transmission





# Indice

## Index

### Inhaltsverzeichnis

<b>Info generali</b> <i>General Info.</i> Einführung	<b>Significato dei simboli</b>	<i>Key of Symbols</i>	Erklärung der Bezeichnungen	03
	<b>Caratteristiche generali dei riduttori serie K</b>	<i>General Specifications of K Series Gearboxes</i>	Allgemeine Eigenschaften Von K Serie Getrieben	06
	<b>Spiegazioni tecniche</b>	<i>Technical Explanations</i>	Technische Erläuterungen	07
	<b>Caratteristiche tecniche</b>	<i>Technical Specifications</i>	Technische Informationen	07
	<b>Accessori</b>	<i>Accessories</i>	Zubehör	08
	<b>Designazione unità</b>	<i>Unit Designation</i>	Typenbezeichnungen	10
	<b>Esempi di designazione</b>	<i>Sample Designations</i>	Typenbezeichnungsbeispiele	13
	<b>Combinazioni di rapporti geometricamente possibili, in funzione della grandezza del motore</b>	<i>Geomet. Possible Combinations of Ratios According to Motor Size</i>	Geomet. Mögliche Kombi. von Übersetz. nach Motorbaugröße	14
	<b>Fattore di servizio</b>	<i>Service Factor</i>	Betriebsfaktor	16
	<b>Classificazione dei carichi</b>	<i>Load Classification</i>	Belastungsart	17
	<b>Senso di rotazione</b>	<i>Direction of Rotation</i>	Getriebedrehrichtungen	19
	<b>Carichi radiali</b>	<i>Radial Loads</i>	Querkräfte	20
	<b>Calcolo dei carichi radiali</b>	<i>Calculation Of Radial Loads</i>	Berechnung der Querkräfte	21
	<b>Carichi assiali ammessi per i tipi di riduttore con estrusore</b>	<i>Permissible Axial Loads for Extruder Types</i>	Zulässige Axialkräfte für Extruder Typ Getrieben	22
	<b>Calcolo della potenza equivalente</b>	<i>Equivalent Power Calculation</i>	Äquivalente Leistung	24
	<b>Esempio di calcolo della potenza equivalente</b>	<i>Equivalent Power Cal. Example</i>	Beispiel für Äquivalente Leistung	25
	<b>Scelta del riduttore</b>	<i>Gearbox Selection</i>	Getriebeauswahl	26
	<b>Modulo di scelta del riduttore</b>	<i>Gearbox Selection Form</i>	Formular für Getriebeauswahl	28
	<b>Lubrificazione</b>	<i>Lubrication</i>	Schmierung	31
	<b>Vaso di espansione</b>	<i>Expension Tank</i>	Ölausgleichsbehälter	32
<b>Tipi di olio</b>	<i>Oil Types</i>	Schmierstoffe	33	
<b>Posizioni di montaggio</b>	<i>Mounting Positions</i>	Bauformen	34	
<b>Tappi dell'olio</b>	<i>Oil plugs</i>	Ölverschlussschrauben	35	
<b>Quantità di olio</b>	<i>Oil Quantities</i>	Ölmengen Tabellen	35	
<b>Motori</b> <i>Motors</i> Motor	<b>Motori CA</b>	<i>AC Motors</i>	Drehstrommotoren	39
	<b>a- Caratteristiche generali dei motori CA</b>	<i>a- General Spec. of AC Motors</i>	a-Eigensch. des Drehstrommotors	39
	<b>b- Modalità di funzionamento</b>	<i>b-Modes of Operation</i>	b-Betriebsarten	40
	<b>c- Classe di protezione</b>	<i>c- Protection Class</i>	c- Schutzarten	41
	<b>d- Classe di isolamento</b>	<i>d- Insulation Class</i>	d- Isolationsklasse	41
	<b>e- Classi di rendimento</b>	<i>e- Efficiency Classes</i>	e- Energieeffizienzklassen	41

K0703-0315



# Indice Index Inhaltsverzeichnis

<b>Motori</b> <i>Motors</i> Motor	<b>f- Convertitori di frequenza in CA</b>	<i>f- AC Frequency Inverters</i>	f- AC Frequenz Umrichter	42
	<b>Motori CC</b>	<i>DC Motors</i>	DC Motoren	
	<b>a- Caratteristiche generali dei motori CC</b>	<i>a- DC Motors general specifications</i>	a- Eigenschaften von DC Motoren	43
	<b>b- Principi di funzionamento dei motori CC</b>	<i>b- DC Motors operating principles</i>	b- Funktionsprinzip der DC Motoren	43
	<b>c- Tipi di motori CC</b>	<i>c- Types of DC Motors</i>	c- Arten von DC Motoren	43
	<b>d- Controllo della velocità di rotazione dei motori CC</b>	<i>d- DC motors Speed Control</i>	d- Drehzahl Kontrolle DC Motoren	43
<b>Freni</b> <i>Brakes</i> Bremsen	<b>Freni elettromagnetici</b>	<i>Electromagnetic Brakes</i>	Elektromagnetische Bremsen	44
	<b>Tipi di freni</b>	<i>Brake Types</i>	Bremsenarten	45
	<b>Tipi di connessione</b>	<i>Connection Types</i>	Schaltungsarten	46
	<b>Scelta dei freni</b>	<i>Brake Selection</i>	Bremswahl	46
	<b>Capacità termica dei freni</b>	<i>Brake Thermal Capacity</i>	Therm. Kapazität der Bremsen	47
<b>Tabelle prestazionali</b> <i>Perform. Tables</i> Leistung-Drehzahl Tabellen.	<b>Tabelle prestazionali dei motoriduttori</b>	<i>Geared Motors Performance Tables</i>	Getriebemotoren Leistung und drehzahl Übersicht	49
	<b>Tabelle prestazionali dei riduttori</b>	<i>Gear Units Performance Tables</i>	Getriebe Leistung und Drehzahl-übersicht	363
<b>Tabelle dimensionali</b> <i>Dimension Pages</i> Abmessungen Tabellen	<b>Serie KR</b>	<i>KR series</i>	KR serie	85
	<b>Serie KN</b>	<i>KN series</i>	KN serie	178
	<b>Serie KV</b>	<i>KV series</i>	KV serie	270
	<b>Serie KT</b>	<i>KT series</i>	KT serie	373
<b>Dimensioni corpi e alberi</b> <i>Shaft and Parallel Shaft Dimensions</i> Wellen ung Gehäusemaße	<b>K....0E Riduttori con estrusore</b>	<i>K....0E Extruder Type Gearboxes</i>	K....0E Extruder Getrieben von K Serie	466
	<b>K....0S Riduttori con connettore per giunto ad attrito</b>	<i>K....0S Gearboxes with Shrink Disk Connector</i>	K....0S Serie Hohwelle mit Schrumpfscheibe	470
	<b>Dimensioni albero cavo serie K</b>	<i>K series Hollow Shaft Dimensions</i>	Gehäuseabmessungen von K Serie Getrieben	471
	<b>Riduttori con braccio di torsione</b>	<i>Gearboxes with Torque Arm</i>	Drehmomentstütze Montagezeichnungen	471
	<b>Consigli per il montaggio di riduttori ad assi paralleli</b>	<i>Mounting Advices for Parallel Shaft Gearboxes</i>	Montagevorschläge Für D Serie Getrieben	474
	<b>Taglie e prestazioni dei motori elettrici</b>	<i>Electric Motors Ratings and Performance</i>	Elektromotoren Leistungsdaten	475



# Informazioni generali

## General Information

### Einführung

#### Significato dei simboli

$c_t$  .....: Coefficiente tempo di attivazione.

$f_s$  .....: Fattore di servizio

$F_{ama}$  .....: Carichi assiali ammessi sugli alberi in uscita [kN]

$F_{ame}$  .....: Carichi assiali ammessi sugli alberi in entrata [kN]

$F_{qam}$  .....: Carichi radiali ammessi sugli alberi in uscita [N]

$F_{qem}$  .....: Carichi radiali ammessi sugli alberi in entrata [N]

$F_{qa}$  .....: Carichi radiali applicati sull'albero in uscita [N]

$F_{qe}$  .....: Carichi radiali applicati sugli alberi in entrata [N]

$F_q$  .....: Carichi radiali sull'albero in uscita [N]

$F_a$  .....: Carichi assiali sull'albero in uscita [N]

$i$  .....: Rapporto di trasmissione

$J_{ext}$  .....: Momento di inerzia totale sul lato di uscita, ridotto a livello dell'albero motore [kgm<sup>2</sup>]

$M_2$  .....: Coppia trasmessa [N]

$M_a$  .....: Coppia nominale [Nm]

$n_1$  .....: Velocità di rotazione in entrata al riduttore [giri/min.]

$n_2$  .....: Velocità di rotazione in uscita dal riduttore [giri/min.]

$P_e$  .....: Potenza equivalente [kW]

$P_N$  .....: Potenza nominale (indicata nelle tabelle prestazionali) [kW]

$P_M$  .....: Consumo di potenza della macchina azionata dal riduttore (per potenze diverse fare riferimento alla potenza equivalente) [kW]

$t$  .....: Tempo [s]

$T_e$  .....: Coppia equivalente [Nm]

#### Key of Symbols

$c_t$  .....: Coefficient of switch on time.

$f_s$  .....: Service factor

$F_{ama}$  .....: Permissible axial loads which can be applied to output shafts [kN]

$F_{ame}$  .....: Permissible axial loads which can be applied to input shafts [kN]

$F_{qam}$  .....: Permissible radial loads which can be applied to output shafts [N]

$F_{qem}$  .....: Permissible radial loads which can be applied to input shafts [N]

$F_{qa}$  .....: Radial loads applied to the output shaft [N]

$F_{qe}$  .....: Radial loads applied to the input shafts [N]

$F_q$  .....: Radial loads on output shaft [N]

$F_a$  .....: Axial loads on output shaft [N]

$i$  .....: Transmission ratio

$J_{ext}$  .....: Total outside moment of inertia reduced to the motor shaft [kgm<sup>2</sup>]

$M_2$  .....: Output torque [N]

$M_a$  .....: Nominal torque [Nm]

$n_1$  .....: Input speed of gearbox [rpm]

$n_2$  .....: Output speed of gearbox [rpm]

$P_e$  .....: Equivalent power [kW]

$P_N$  .....: Nominal power (given on performance tables) [kW]

$P_M$  .....: Power consumption of the driven machine (for alternating power, refer to equivalent power) [kW]

$t$  .....: Time [s]

$T_e$  .....: Equivalent torque [Nm]

#### Erklärung der Bezeichnungen

$c_t$  .....: Koeffizient der Betätigung von Schalter

$f_s$  .....: Betriebsfaktor

$F_{ama}$  .....: Zulässige Axialkräfte auf Abtriebswelle [kN]

$F_{ame}$  .....: Zulässige Axialkräfte auf Antriebswelle [kN]

$F_{qam}$  .....: Zulässige Querkräfte auf Abtriebswelle [N]

$F_{qem}$  .....: Zulässige Querkräfte auf Antriebswelle [N]

$F_{qa}$  .....: Querkräfte auf Abtriebswelle [N]

$F_{qe}$  .....: Querkräfte auf Antriebswelle [N]

$F_q$  .....: Querkräfte auf Abtriebswelle [N]

$F_a$  .....: Axialkräfte auf Abtriebswelle [N]

$i$  .....: Übersetzungsverhältnis

$J_{ext}$  .....: Die Gesamtträgheit der rotierende Teile von der Ausgangsseite reduziert auf Motorwelle [kgm<sup>2</sup>]

$M_2$  .....: Ausgangsdrehmoment [N]

$M_a$  .....: Nenndrehmoment [Nm]

$n_1$  .....: Antriebsdrehzahl [U/min]

$n_2$  .....: Abtriebsdrehzahl [U/min]

$P_e$  .....: Äquivalente Leistung [kW]

$P_N$  .....: Getriebe Nennleistung (siehe Leistung-Drehzahl Tabellen) [kW]


$P_M$  .....: Benötigte Leistung an der Abtriebswelle (Zur Berechnung bei variablen Leistungen äquivalente Leistung benutzen) [kW]

$t$  .....: Zeit [s]

$T_e$  .....: Minimales Drehmoment [Nm]







# Informazioni generali

## General Information

### Einführung

#### Caratteristiche generali dei riduttori serie K

I riduttori della serie K sono riduttori ad assi ortogonali monoblocco. Sono progettati per applicazioni che richiedono un più alto rendimento e maggiore resistenza. L'albero in entrata e quello in uscita sono perpendicolari tra loro.

Questi riduttori hanno possibilità di connessione flessibili: attacchi IEC B5 o B14, montaggio diretto o integrale con l'albero in entrata.

I riduttori serie K di piccole dimensioni possono essere bi- o tristadio. Quelli di dimensioni maggiori sono costruiti solo nella versione tristadio monoblocco. Utilizzando un doppio corpo, i riduttori serie K possono essere utilizzati per applicazioni che richiedono una forte riduzione fino a 6 stadi.

In sede di progettazione, in Brevini Power Transmission ci lasciamo guidare dai principi seguenti:

- Utilizzo di alta tecnologia
- Affidabilità
- Elevata densità di potenza
- Alto rendimento
- Compatibilità in sede di montaggio
- Soluzioni flessibili

#### Attenzione ai punti seguenti!

- I disegni hanno scopo puramente indicativo e i dettagli riportati nei disegni o nelle illustrazioni non sono vincolanti.

- Brevini Power Transmission S.p.A. si riserva il diritto di apportare qualsiasi tipo di cambiamento ai prodotti e ai cataloghi senza alcun preavviso.

- Prima della messa in funzione, leggere attentamente e attenersi alle istruzioni operative fornite assieme al riduttore.

- Le quantità di olio indicate sono solo indicative. L'esatta quantità di olio andrà verificata con l'aiuto dei tappi di livello olio forniti, a seconda delle posizioni di montaggio. Per conoscere la giusta viscosità dell'olio, si veda la targhetta applicata sull'apparecchio.

- Se nell'ordine di acquisto non è specificata la posizione di montaggio richiesta, il riduttore verrà fornito con posizione di montaggio M1. L'utilizzo del riduttore in una posizione di montaggio diversa da quella indicata sulla targhetta comporta il decadimento della garanzia. I pesi indicati nel presente catalogo sono valori medi. Il peso può variare in funzione del rapporto e degli accessori.

#### General Specifications of K Series Gearboxes

*K Series gearboxes are helical-bevel geared monoblock housing gearboxes. K Series are designed for higher efficiency and higher strength required operations. Input and output shafts are perpendicular to each other.*

*K Series have flexible connection possibilities which consists of IEC B5 or B14 connection, directly mounted or solid with the input shaft options .*

*Small sizes of K series gearboxes can be 2 and 3 stages. For bigger sizes only 3-stage types in monoblock housing are manufactured. K series supplied for high reduction operations up to 6 stages by using double housings.*

*As Brevini Power Transmission S.p.A., our design principals are:*

- Use of high technology
- Reliability
- High power density
- High efficiency
- Compatible mounting
- Flexible solutions

#### Attention to the following points !

*- Drawings are examples only and the details on the drawings or illustrations are not strictly binding.*

*- Brevini Power Transmission S.p.A. reserve the right to make all kinds of changes in products and catalogs without any notice.*

*- Prior to commissioning, the operating instructions provided with the gearbox must be observed.*

*- Oil quantities given are guide values only. The exact quantity of oil should be checked by using the provided oil level plugs according to the mounting positions. For correct oil viscosity refer to the nameplate.*

*- If the mounting position is not communicated in the order, the gear unit is delivered according to M1 mounting position. A different operation than the indicated mounting position on the name plate cancels the warranty. The weights given in this catalog are mean values. Depending on the ratio and accessories the weights can differ.*

#### Allgemeine Eigenschaften von K Serie Getrieben

K Serie Getriebe sind Kegelradgetriebe mit Monoblock-Gehäuse. Eingang- und Ausgangswelle sind senkrecht zueinander. Diese Getriebe sind für Einsatzgebiete geeignet bei denen ein hoher Wirkungsgrad und eine hohe Festigkeit benötigt werden.

Standart Motorverbindung (IEC B14 oder B5) oder Wellenantrieb ist möglich.

Kleine K-Serie Getriebe können mit zwei oder drei Stufen in einem Monoblock-Gehäuse hergestellt werden wo große K Serie Getriebe nur als drei Stufen hergestellt sind. K serien Getriebe können für hohe Untersetzungen mit Hilfe eines zusätzlich gekoppelten Gehäuses bis zu sechs Stufen produziert werden.

Als Brevini Power Transmission S.p.A. unsere Entwurfsprinzipien sind;

- Verwenden von hohen Fertigungstechn.
- Hohe Betriebssicherheit
- Leistungsdichte
- Hoher Wirkungsgrad
- Universale Montagemöglichkeit
- Sonderlösungen

#### Bitte folgende Punkte beachten !

- Die Abbildungen sind beispielhaft und nicht verbindlich.


- Alle Änderungen auf dem Katalog und an der Produkte bleiben vorbehalten und können ohne Kenntnisnahme erfolgen.

- Vor Inbetriebnahme ist die mit gelieferter Betriebsanleitung zu beachten.

- Angaben über Ölmengen sind unverbindlich. Maßgebend ist die Ölstandsschraube in der geeigneten Montageposition. Ölviskosität und Sorte muss den Angaben des Typenschildes entsprechen.

- Wenn die Bauform bei Bestellung nicht angegeben ist, erfolgt die Lieferung in der Bauform **M1**. Wenn die Getriebe anders als auf dem Typenschild benannte Bauform eingesetzt werden, verliert die Garantie ihre Gültigkeit. Die angegebenen Gewichte sind unverbindliche Mittelwerte ohne Zubehör; genauere Gewichte sind abhängig von Zubehör und Übersetzung.





# Informazioni generali

## General Information

### Einführung

#### Spiegazioni tecniche

- Coppia trasmessa ( $M_2$ ): [Nm]  
Moltiplicando la coppia in uscita dal motore per il rapporto di trasmissione e il rendimento si ottiene la coppia trasmessa a livello dell'albero in uscita dal riduttore.

- Coppia nominale ( $M_n$ ): [Nm]  
La coppia nominale è la coppia meccanica a cui il riduttore è in grado di resistere in condizioni di  $f_s=1$ .

- Potenza nominale ( $P_n$ ): [kW]  
La potenza nominale è la potenza a cui il riduttore, sottoposto a sollecitazioni meccaniche, è in grado di resistere in condizioni di  $f_s=1$ . I valori della potenza nominale sono indicati nelle tabelle prestazionali.

- Rapporto (i):  
Rapporto tra il numero di giri dell'albero in uscita e quello dell'albero in entrata. I rapporti disponibili per i riduttori Brevini Power Transmission S.p.A. serie M sono compresi tra 3,5 e 23.500.

- Potenza e coppia equivalente  
 $P_{eq}$ : [kW],  $T_e$ : [Nm]  
Per i riduttori con velocità di rotazione costante ma condizioni di lavoro variabili: corrisponde alla potenza o alla coppia calcolata, equivalente ai valori di esercizio in condizioni di lavoro costanti.

- Potenza richiesta ( $P_{req}$ ): [kW]  
Potenza richiesta per le applicazioni, necessaria per azionare il sistema.

- Coppia richiesta (T): [Nm]  
Coppia richiesta per le applicazioni. La coppia richiesta deve sempre essere uguale o inferiore alla coppia in uscita per il riduttore scelto.

- Carichi assiali e radiali ammessi:  
 $F_{qem}$ ,  $F_{qam}$  [N]  
Carico assiale e radiale ammesso sull'albero in uscita o in entrata dei riduttori.

- Fattore di servizio ( $f_s$ ):  
Il fattore di servizio è un coefficiente di sicurezza che tiene conto delle diverse condizioni di lavoro della macchina azionata. In presenza di carichi uniformi per 8 ore di funzionamento al giorno e fino a 100 cicli all'ora si utilizza il fattore  $f_s=1$ .

#### Caratteristiche tecniche:

- Livello di rumorosità:  
Il livello di rumorosità dei nostri riduttori è inferiore ai valori ammessi così come definiti nella direttiva VDI 2159 per i riduttori.

- Verniciatura e protezione contro la corrosione:  
I riduttori sono verniciati con vernice di colore RAL 7031 in accordo alla DIN1843. Su richiesta, sono disponibili altri colori. Su richiesta, sono disponibili anche verniciature idonee per ambienti ad alto tasso di umidità o chimicamente aggressivi.

#### Technical Explanations

- Output Torque ( $M_2$ ): [Nm]  
Multiplication of motor output torque by transmission ratio and efficiency gives the output torque result at the output shaft of the gear unit.

- Nominal Torque ( $M_n$ ): [Nm]  
Nominal torque is the mechanical torque which the gearbox can resist under  $f_s=1$  conditions.

- Nominal Power ( $P_n$ ): [kW]  
The nominal power is the power which the gearbox can mechanically resist under  $f_s=1$  condition. The nominal powers are given on the performance tables.

- Ratio (i):  
Ratio between output shaft speed and input shaft speed. Available ratios of Brevini Power Transmission S.p.A. M series are between 3.5 to 23500.

- Equivalent Power and Torque  
 $P_{eq}$ : [kW],  $T_e$ : [Nm]  
For gearbox unit with constant speed but variable working conditions: This is the calculated power or torque which is equivalent to the working values under constant working conditions.

- Required Power ( $P_{req}$ ): [kW]  
Required power for the applications which is able to drive the system.

- Required Torque (T): [Nm]  
Required torque for applications. The required torque always must be equal or minor than the output torque for the selected gearbox.

- Permissible Axial and Radial Loads:  
 $F_{qem}$ ,  $F_{qam}$  [N]  
Permissible axial and radial load at the output or input shaft of gearboxes.

- Service Factor ( $f_s$ ):  
Service factor is a safety coefficient, which takes into account the different working conditions of the driven machine.  $f_s=1$  is used for uniform loads 8 working hours per day and up to 100 cycles per hour.

#### Technical Specifications:

- Noise Level:  
The noise level of our gearboxes is below the permitted values defined in VDI guidelines 2159 for gear units.

- Coating and Corrosion Protection:  
The gearboxes are painted with RAL 7031 according to DIN1843. Different colors are available upon request. Paint coating for high humidity or chemically aggressive environments are available upon request.

#### Technische Erläuterungen

- Ausgangsmoment ( $M_2$ ): [Nm]  
Multiplikation von Ausgangsmoment des Motors mit Übersetzung und Division das Ergebnis mit Wirkungsgrad ergibt den Betrag von Ausgangsmoment der Getriebe.

- Nennmoment ( $M_n$ ): [Nm]  
Mechanisches Belastungsmoment der Getriebe unter dem Bedingung  $f_s=1$ .

- Nennleistung ( $P_n$ ): [kW]  
Die Nennleistung ist die mechanische Grenzfestigkeitsleistung für  $f_s=1$ . Kann von der Leistung- Drehzahltable abgelesen werden.

- Übersetzung (i):  
Wird aus dem Verhältnis von Ausgang- zu Eingangswinkelgeschwindigkeit bestimmt. Gängige Übersetzungen von Brevini Power Transmission S.p.A. M Serie Getrieben liegt zwischen 3,5 bis 23500.

- Äquivalente Leistung und Moment  
 $P_{eq}$ : [kW],  $T_e$ : [Nm]  
Für mit konstanten Drehzahl aber unter veränderlichen Betriebsbedingungen arbeitende Getriebe berechnete Leistung und Moment äquivalent zu Werten beim Arbeiten unter konstanten Betriebsbedingungen.

- Notwendige Leistung ( $P_M$ ): [kW]  
Für das Getriebe notwendige Leistung, um Arbeiten von Getriebe bei der für das Getriebe gedachten Anwendung zu gewährleisten.

- Notwendige Moment (T): [Nm]  
Notwendige Moment für Anwendungen. Für den ausgewählte Getriebe soll das notwendige Moment gleich dem Ausgangsmoment oder kleiner als diesem Moment sein.

- Zulässige Axial- oder Querkräfte:  
 $F_{qem}$ ,  $F_{qam}$  [N]  
Bei der Anwendungen während der Betrieb zulässige axiale oder radiale Eingangs- oder Ausgangsbelastungen.

- Betriebsfaktor ( $f_s$ ):  
Dieser Faktor  $f_s$  ist ein Sicherheitsfaktor, damit die Getriebe unter verschiedenen Bedingungen mit genügender Sicherheit arbeitet.  $f_s=1$  gilt für gleichförmig Belastung, mit 8 Betriebsstunden pro Tag und bis zum 100 Schaltungen pro Stunde.

#### Technische Informationen:

- Geräuschpegel:  
Geräuschstärken aller Getriebe bleiben unter die zulässigen Werte, die für die Getriebe in der VDI-Richtlinie 2159 festgelegt sind.

- Lackierung und Korrosionsschutz:  
Die Getriebe werden mit der Farbe RAL 7031 nach DIN1843 lackiert. Auf Wunsch sind Sonderlackierungen möglich. Alle Getriebe können auf Wunsch auch in korrosionsgeschützter Ausführung für aggressive Umgebungen geliefert werden.



## Informazioni generali

### General Information

### Einführung

#### - Lubrificazione:

I riduttori della serie K utilizzano i tipi di olio riportati nelle tabelle di lubrificazione. Per maggiori informazioni sulla lubrificazione, fare riferimento alla sezione dedicata.

#### - Accessori:

I riduttori della serie K possono essere corredati dei seguenti accessori.

- Flangia di connessione motore IEC B5
- Flange di uscita
- Giunti ad attrito
- Dispositivi antiritorno
- Guarnizioni speciali di tenuta
- Indicatore livello olio trasparente
- Braccio di torsione
- Freni elettromagnetici.

Per altri accessori, si prega contattare Brevini Power Transmission S.p.A..

#### - Lubrication:

*K series gearboxes are filled with oils indicated on the lubrication tables. For lubrication details please refer to the lubrication section.*

#### - Accessories:

*The following accessories can be applied to K series gearboxes.*

- IEC B5 Motor connection flange
- Output flanges
- Shrink Discs
- Backstops
- Special sealing solutions.
- Transparent oil level indicator,
- Torque arm
- Electromagnetic brakes.

*For other accessories please contact, Brevini Power Transmission S.p.A..*

#### - Schmierung:


K Serie Getriebe werden mit Ölen entsprechend der Schmierungstabellen, falls nicht anders vereinbart, geliefert. Für weitere Schmierungsangaben siehe Kapitel Schmierung.


#### - Zubehör:

Folgendes Zubehör kann für Getriebe der K Serie geliefert werden.

- IEC B5 Motor Adapter,
- Abtriebsflansch,
- Schrumpfscheiben,
- Rücklaufsperrn,
- Unterschiedliche Dichtungssysteme,
- Ölstandzeiger
- Drehmomentstütze
- Elektromagnetische Bremsen

Für weiteres Zubehör kontaktieren Sie bitte mit, Brevini Power Transmission S.p.A..





**Informazioni generali**  
*General Information*  
Einführung







# Informazioni generali

## General Information

### Einführung

#### Designazione unità / Unit Designation / Typenbezeichnung

KR..00..	Motoriduttori ad assi ortogonali, motore ad accoppiamento diretto, albero in uscita cavo / Bevel-Helical type geared motors, Direct coupled motor, Hollow shaft output / Kegelradgetriebe, Verbunden mit Motor, Ausgang mit Hohlwelle.
KR..01..	Motoriduttori ad assi ortogonali, motore ad accoppiamento diretto, albero in uscita pieno / Bevel-Helical type geared motors, Direct coupled motor, solid output shaft / Kegelradgetriebe, Verbunden mit Motor, Ausgang mit Vollwelle.
KR..02..	Motoriduttori ad assi ortogonali, motore ad accoppiamento diretto, albero in uscita pieno e flangia / Bevel-Helical type geared motors, Direct coupled motor, Solid output shaft and output flange / Kegelradgetriebe, Verbunden mit Motor, Ausgang mit Vollwelle und Flansch.
KR..03..	Motoriduttori ad assi ortogonali, motore ad accoppiamento diretto, albero in uscita cavo e flangia / Bevel-Helical type geared motors, Direct coupled motor, Hollow output shaft and output flange / Kegelradgetriebe, Verbunden mit Motor, Ausgang mit Hohlwelle und Flansch.
KR..04..	Riduttori ad assi ortogonali, motore ad accoppiamento diretto, doppio albero in uscita, / Bevel-Helical type gearboxes, Direct coupled motor, double output shaft, / Kegelradgetriebe, Verbunden mit Motor, mit doppelter Ausgangswelle
KR..05..	Motoriduttori ad assi ortogonali, motore ad accoppiamento diretto, doppio albero cavo in uscita e doppia flangia. / Bevel-Helical type geared motors, Direct motor coupled, double hollow output shaft and double flange output. / Kegelradgetriebe, Verbunden mit Motor, Ausgang mit Hohlwelle und Flansch.
KR..08..	Motoriduttori ad assi ortogonali, motore ad accoppiamento diretto, doppio albero cavo in uscita e doppia flangia. / Bevel-Helical type geared motors, Direct motor coupled, double hollow output shaft and double flange output. / Kegelradgetriebe, Verbunden mit Motor, Ausgang mit Hohlwelle und Flansch.
KR..0S..	Motoriduttori ad assi ortogonali, motore ad accoppiamento diretto, giunto ad attrito all'uscita / Bevel-Helical type geared motors Direct coupled motor, Shrink disk output / Kegelradgetriebe, Verbunden mit Motor, Ausgang mit Schrumpfscheibe
KR..0E..	Motoriduttori ad assi ortogonali, motore ad accoppiamento diretto, estrusore all'uscita / Bevel-Helical type geared motors Direct coupled motor, extruder output / Kegelradgetriebe, Verbunden mit Motor, Ausgang mit Extruder
KN..00..	Riduttori ad assi ortogonali, ingresso flangiato IEC B5/B14, senza motore, albero cavo all'uscita / Bevel-Helical type gearboxes, IEC B5/B14 flanged input, without motor, hollow output shaft / Flachgetriebe, ohne Motor mit IEC B5/B14 Flansch, Ausgang mit Hohlwelle.
KN..01..	Riduttori ad assi ortogonali, ingresso flangiato IEC B5/B14 senza motore, albero pieno all'uscita / Bevel-Helical type gearboxes, IEC B5/B14 flanged input without motor, Solid output shaft / Flachgetriebe, ohne Motor mit IEC B5/B14 Flansch, Ausgang mit Vollwelle.
KN..02..	Riduttori ad assi ortogonali, ingresso flangiato IEC B5/B14 senza motore, albero pieno all'uscita e flangia / Bevel-Helical type gearboxes, IEC B5/B14 flanged input without motor, Solid output shaft and output flange / Flachgetriebe, ohne Motor mit IEC B5/B14 Flansch, Ausgang mit Vollwelle und Flansch.
KN..03..	Riduttori ad assi ortogonali, ingresso flangiato IEC B5/B14 senza motore, albero cavo all'uscita e flangia / Bevel-Helical type gearboxes, IEC B5/B14 flanged input without motor, Hollow output shaft and output flange / Flachgetriebe, ohne Motor mit IEC B5/B14, Ausgang mit Hohlwelle und Flansch.
KN..04..	Riduttori ad assi ortogonali, ingresso flangiato IEC B5/B14 senza motore, doppio albero all'uscita, / Bevel-Helical type gearboxes, IEC B5/B14 flanged without motor, double output shaft, / Flachgetriebe, ohne Motor mit IEC B5/B14, mit doppelter Ausgangswelle
KN..05..	Motoriduttori ad assi ortogonali, ingresso flangiato IEC B5/B14 senza motore, doppio albero cavo all'uscita e flangia. / Bevel-Helical type geared motors, IEC B5/B14 flanged input without motor, double hollow output shaft and double output flange. / Flachgetriebe, Verbunden mit Motor, Ausgang mit Hohlwelle und Flansch.
KN..08..	Motoriduttori ad assi ortogonali, ingresso flangiato IEC B5/B14 senza motore, doppio albero cavo all'uscita e doppia flangia. / Bevel-Helical type geared motors, IEC B5/B14 flanged input without motor, double hollow output shaft and double output flange. / Flachgetriebe, Verbunden mit Motor, Ausgang mit Hohlwelle und Flansch.
KN..0S..	Motoriduttori ad assi ortogonali, flangiati IEC B5/B14 senza motore, giunto ad attrito all'uscita / Bevel-Helical type geared motors IEC B5/B14 flanged without motor, Shrink disk Output / Flachgetriebe, ohne Motor mit IEC B5/B14, Ausgang mit Schrumpfscheibe
KN..0E..	Motoriduttori ad assi ortogonali, flangiati IEC B5/B14 senza motore, estrusore all'uscita / Bevel-Helical type geared motors IEC B5/B14 flanged without motor, extruder output / Flachgetriebe, ohne Motor mit IEC B5/B14, Ausgang mit Extruder.
KV..00..	Riduttori ad assi ortogonali, ingresso flangiato IEC B5/B14 con accoppiamento al motore, albero cavo all'uscita / Bevel-helical type gearboxes, IEC B5/B14 flanged input with coupled motor, hollow output shaft / Flachgetriebe, Verbunden mit IEC B5/B14 Motorverbindung, Ausgang mit Hohlwelle.
KV..01..	Riduttori ad assi ortogonali, ingresso flangiato IEC B5/B14 con accoppiamento al motore, albero pieno all'uscita / Bevel-helical type gearboxes, IEC B5/B14 flanged input with coupled motor, solid output shaft / Flachgetriebe, Verbunden mit IEC B5/B14 Motorverbindung, Ausgang mit Vollwelle.
KV..02..	Riduttori ad assi ortogonali, ingresso flangiato IEC B5/B14 con accoppiamento al motore, con albero pieno all'uscita e flangia / Bevel-helical type gearboxes, IEC B5/B14 flanged input with coupled motor, with solid output shaft and output flange / Flachgetriebe, Verbunden mit IEC B5/B14 Motorverbindung, Ausgang mit Vollwelle und Flansch.
KV..03..	Riduttori ad assi ortogonali, ingresso flangiato IEC B5/B14 con accoppiamento al motore, albero cavo all'uscita e flangia / Bevel-helical type gearboxes, IEC B5/B14 flanged input with coupled motor, Hollow output shaft and output flange / Flachgetriebe, Verbunden mit IEC B5/B14 Motorverbindung, Ausgang mit Hohlwelle und Flansch.
KV..04..	Riduttori ad assi ortogonali, ingresso flangiato IEC B5/B14 con accoppiamento al motore, doppio albero all'uscita, / Bevel-Helical type gearboxes, IEC B5/B14 flanged input with coupled motor, double output shaft, / Flachgetriebe, Verbunden mit IEC B5/B14 Motorverbindung, mit doppelter Ausgangswelle
KV..05..	Riduttori ad assi ortogonali, ingresso flangiato IEC B5/B14 con accoppiamento al motore, doppio albero all'uscita e doppia flangia / Bevel-helical type gearboxes, IEC B5/B14 flanged input with coupled motor, double output shaft and double output flange / Flachgetriebe, Verbunden mit IEC B5/B14 Motorverbindung, Ausgang mit Hohlwelle und Flansch.
KV..08..	Motoriduttori ad assi ortogonali, ingresso flangiato IEC B5/B14 con accoppiamento diretto al motore, doppio albero cavo all'uscita e doppia flangia. / Bevel-Helical type geared motors, IEC B5/B14 flanged input with direct coupled motor, double hollow output shaft and double flange output. / Flachgetriebe, Verbunden mit Motor, Ausgang mit Hohlwelle und Flansch.
KV..0S..	Motoriduttori ad assi ortogonali flangiati IEC B5/B14 con accoppiamento diretto al motore, giunto ad attrito all'uscita / Bevel-Helical geared motors IEC B5/B14 flanged with direct coupled motor, Shrink disk output / Flachgetriebe, Verbunden mit IEC B5/B14 Motorverbindung, Ausgang mit Schrumpfscheibe
KV..0E..	Motoriduttori ad assi ortogonali flangiati IEC B5/B14 con accoppiamento diretto al motore, estrusore all'uscita / Bevel-Helical geared motors IEC B5/B14 flanged with direct coupled motor, Extruder Output / Flachgetriebe, Verbunden mit IEC B5/B14 Motorverbindung, Ausgang mit extruder.
KT..00..	Riduttore ad assi ortogonali, albero pieno all'entrata senza motore, albero cavo all'uscita / Bevel-Helical geared unit, Solid shaft input without motor, Hollow output shaft / Flachgetriebe, Eingang mit Vollwelle ohne Motor, Ausgang mit Hohlwelle.
KT..01..	Riduttori ad assi ortogonali, albero pieno all'entrata senza motore, albero pieno all'uscita / Bevel-Helical geared units, Solid shaft input without motor, Solid output shaft / Flachgetriebe, Eingang mit Vollwelle ohne Motor, Ausgang mit Vollwelle.
KT..02..	Riduttori ad assi ortogonali, albero pieno in entrata senza motore, albero pieno all'uscita e flangia / Bevel-Helical geared units, Solid shaft input without motor, Solid output shaft and flange output / Flachgetriebe, Eingang mit Vollwelle ohne Motor, Ausgang mit Vollwelle und Flansch.
KT..03..	Riduttori ad assi ortogonali, albero pieno in entrata senza motore, albero cavo all'uscita e flangia / Bevel-Helical geared units, solid shaft input without motor, Hollow output shaft and output flange / Flachgetriebe, Eingang mit Vollwelle ohne Motor, Ausgang mit Hohlwelle und Flansch.
KT..04..	Riduttori ad assi ortogonali, albero pieno in entrata, doppio albero in uscita, / Bevel-Helical type gearboxes, solid input shaft, double output shaft, Flachgetriebe, Eingang mit Vollwelle, mit doppelter Ausgangswelle
KT..05..	Riduttori ad assi ortogonali, ingresso flangiato IEC B5/B14 senza motore, doppio albero all'uscita e doppia flangia / Bevel-helical type gearboxes, IEC B5/B14 flanged input without motor, double output shaft and double output flange / Flachgetriebe, Verbunden mit IEC B5/B14 Motorverbindung, Ausgang mit Hohlwelle und Flansch.
KT..08..	Motoriduttori ad assi ortogonali, ingresso flangiato IEC B5/B14 con motore, doppio albero cavo all'uscita e doppia flangia / Bevel-Helical type geared motors, IEC B5/B14 flanged input with, double hollow output shaft and double flange output. / Flachgetriebe, Verbunden mit Motor, Ausgang mit Hohlwelle und Flansch.
KT..0S..	Motoriduttori ad assi ortogonali, albero pieno in entrata senza motore, giunto ad attrito all'uscita / Bevel-Helical geared motors, Solid shaft input without motor, Shrink Disk Output / Flachgetriebe, ohne Motor, Ausgang mit Schrumpfscheibe
KT..0E..	Motoriduttori ad assi ortogonali, albero pieno in entrata senza motore, estrusore all'uscita / Bevel-Helical gear motors, Solid shaft input without motor, Extruder Output / Flachgetriebe, ohne Motor, Ausgang mit Extruder.

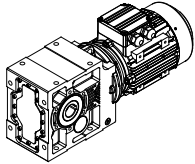
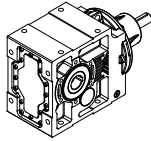
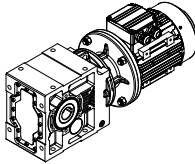
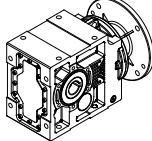
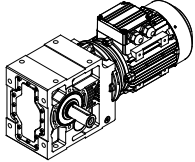
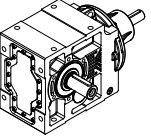
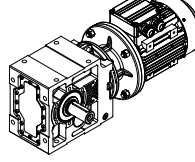
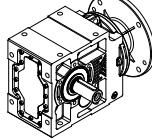
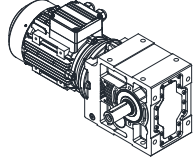
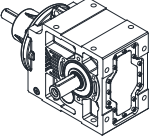
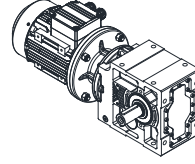
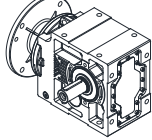
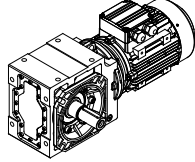
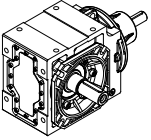
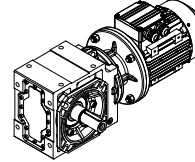
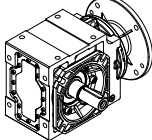
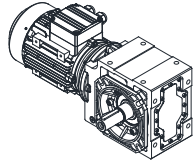
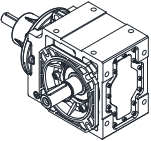
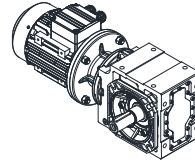
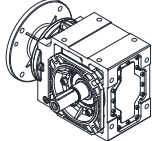
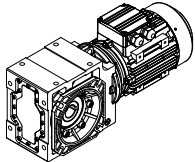
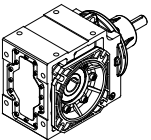
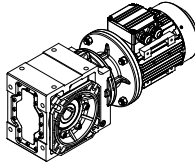
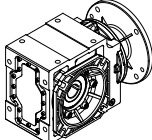
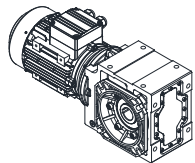
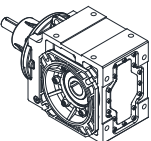
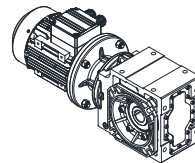
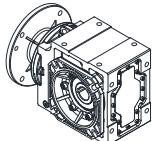
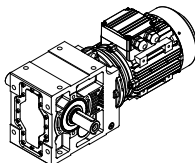
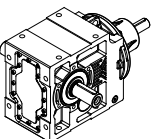
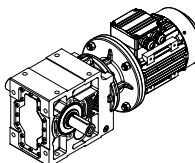
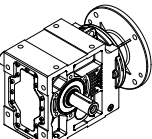
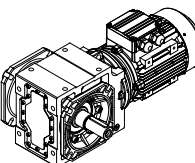
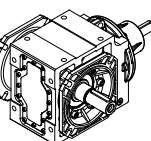
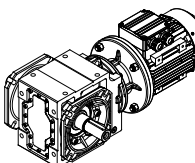
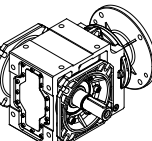
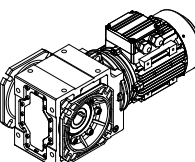
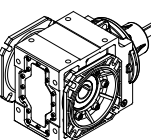
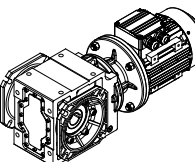
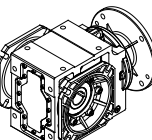


# Informazioni generali

## General Information

### Einführung

Designazione unità / Unit Designation / Typenbezeichnungen

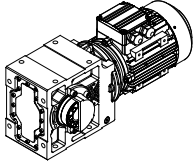
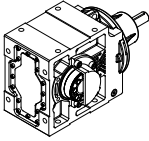
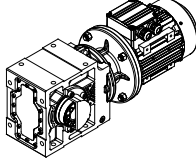
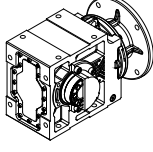
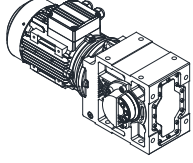
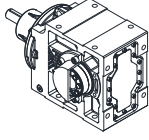
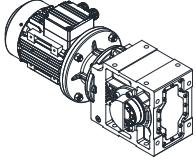
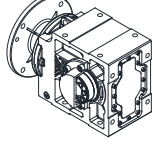
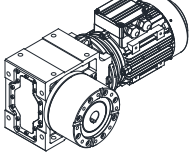
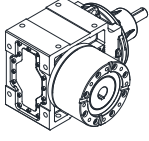
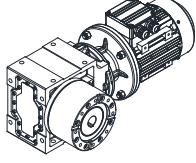
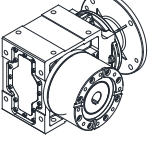
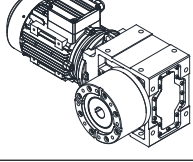
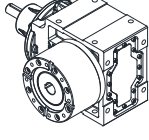
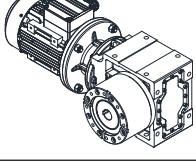
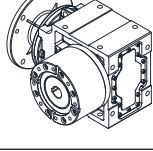
KR..00 	KT..00 	KV..00 	KN..00 
KR..01R 	KT..01R 	KV..01R 	KN..01R 
KR..01L 	KT..01L 	KV..01L 	KN..01L 
KR..02R 	KT..02R 	KV..02R 	KN..02R 
KR..02L 	KT..02L 	KV..02L 	KN..02L 
KR..03R 	KT..03R 	KV..03R 	KN..03R 
KR..03L 	KT..03L 	KV..03L 	KN..03L 
KR..04 	KT..04 	KV..04 	KN..04 
KR..05 	KT..05 	KV..05 	KN..05 
KR..08 	KT..08 	KV..08 	KN..08 



# Informazioni generali

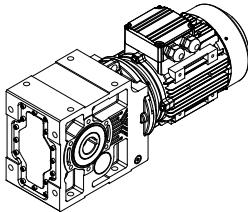
## General Information

### Einführung

<b>KR..0SR</b> 	<b>KT..0SR</b> 	<b>KV..0SR</b> 	<b>KN..0SR</b> 
<b>KR..0SL</b> 	<b>KT..0SL</b> 	<b>KV..0SL</b> 	<b>KN..0SL</b> 
<b>KR..0ER</b> 	<b>KT..0ER</b> 	<b>KV..0ER</b> 	<b>KN..0ER</b> 
<b>KR..0EL</b> 	<b>KT..0EL</b> 	<b>KV..0EL</b> 	<b>KN..0EL</b> 

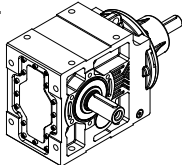
#### Esempi di designazione

**KR273.00-3E90S/4-L05**



- K** : Riduttore serie K
- R** : Con connessione motore
- 2** : Grandezza riduttore
- 7** : Numero revisione
- 3** : Numero stadi
- E** : Tipo di motore
- 00** : Albero cavo all'uscita
- 90S/4** : Grandezza motore
- L05** : Tipo di freno

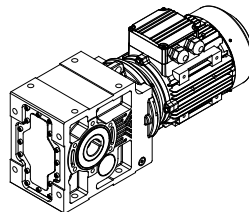
#### KT373.01L



- K** : Riduttore serie K
- T** : Albero pieno all'entrata
- 3** : Grandezza riduttore
- 7** : Numero revisione
- 3** : Numero stadi
- 01** : Albero pieno all'uscita
- L** : Albero cavo in uscita a sinistra
- R** : Albero cavo in uscita a destra

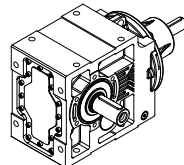
#### Sample Designations

**KR273.00-3E90S/4-L05**



- K**.....: K serie of gearbox
- R**.....: Direct motor coupled
- 2**.....: Gear unit size
- 7**.....: Revision number
- 3**.....: Stage number
- E**.....: Motor type
- 00**.....: Hollow shaft output
- 90S/4**.....: Motor frame size
- L05**.....: Brake type

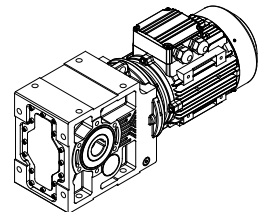
#### KT373.01L



- K**.....: K series of gearbox
- T**.....: Solid input shaft
- 3**.....: Gear unit size
- 7**.....: Revision number
- 3**.....: Stage number
- 01**.....: Solid output shaft
- L**.....: Left side output shaft
- R**.....: Right side output shaft

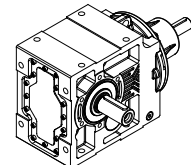
#### Typenbezeichnungsbeispiele

**KR273.00-3E90S/4-L05**



- K**.....: K Serie Getriebe
- R**.....: Motorverbindung
- 2**.....: Größe von Gehäuse
- 7**.....: Änderungsnummer
- 3**.....: Stufenanzahl (2 stufig)
- E**.....: Motortyp
- 00**.....: Hohlausgangswelle
- 90S/4**.....: Motorbaugröße
- L05**.....: Bremse

#### KT373.01L



- K**.....: K Serie Getriebe
- T**.....: Vollwelleneingang ohne Motor
- 3**.....: Größe der Gehäuse
- 7**.....: Änderungsnummer
- 3**.....: Stufenanzahl
- 01**.....: Vollwelle
- L**.....: Ausgangswelle-links
- R**.....: Ausgangswelle-rechts



# Informazioni generali

## General Information

### Einführung

**Combinazioni di rapporti geometricamente possibili, in funzione della grandezza del motore**  
*Geometrically Possible Ratios Combinations According to Motor Size*  
 Geometrisch mögliche Kombinationen von Übersetzungen nach Motorbaugröße

Grandezza motore / Motor Size / Motorbaugröße

Tipo Type Typ	Stadi Stages Stufen	63	71	80	90	100	112	132
KR002..	2	7,46-19,88	7,46-19,88	7,46-19,88	7,46-13,26	-	-	-
KR003..	3	23,79-120,91	23,79-120,91	23,79-29,95 45,41-57,16	23,79-29,95 45,41-57,15	-	-	-
KR102..	2	6,28-25,50	6,28-25,50	6,28-25,50	6,28-17,30	-	-	-
KR103..	3	20,03-129,27	20,03-129,27	20,03-76,13 116,34-129,27	20,03-76,13	-	-	-
KR202..	2	6,38-23,79	6,38-23,79	6,38-23,79	6,38-23,79	6,38-15,26	6,38-10,57	-
KR203..	3	26,31-138,53	26,31-138,53	26,31-119,62	26,31-119,62	26,31-104,49	26,31-72,37	-
KR273..	3	6,94-113,65	6,94-113,65	6,94-83,48	6,94-83,48	6,94-72,92	6,94-50,51	-
KR275..	5	54,40-719,79	54,40-719,79	54,40-719,79	54,40-719,79	-	-	-
KR276..	6	735,5-1759,48	735,5-1759,48	735,42-1759,48	735,42-1759,48	-	-	-
KR373..	3	-	7,73-9,97 14,44-21,90 33,65-148,75	7,73-9,97 14,44-21,90 33,65-110,61	7,73-9,97 14,44-21,90 33,65-110,61	5,68-97,26	5,68-68,65	5,68-51,05
KR374..	4	127,14-367,43	127,14-367,43	127,14-367,43	127,14-367,43	-	-	-
KR375..	5	312,5-1094,97	312,5-1094,97	312,5-1094,97	312,5-1094,97	-	-	-
KR376..	6	853,34-3467,39	853,34-3467,39	853,34-3467,39	853,34-3467,39	-	-	-
KR473..	3	-	-	23,76-30,11 60,63-153,47	23,76-30,11 60,63-153,47	7,48-110,95	6,21-97,79	6,21-76,83
KR474..	4	-	160,79-472,63	160,79-472,63	160,79-472,63	160,75-207,41	160,79-181,88	-
KR475..	5	509,34-1767,9	509,34-1767,9	509,34-1767,9	509,34-1767,9	509,34-1142,99	509,34-971,77	-
KR476..	6	2183,54-5226,85	2183,54-5226,85	2183,54-5226,85	2183,54-5226,85	2183,54-3602,83	2183,54-3379,28	-
KR573..	3	-	-	-	-	20,24-25,78 44,73-125,51	20,24-25,78 38,16-109,86	6,91-97,19
KR574..	4	-	117,96-469,74	117,96-469,74	117,96-469,74	117,96-328,56	117,96-158,64 246,42	117,96
KR575..	5	507,09-2236,28	507,09-2236,28	507,09-2236,28	507,09-2236,28	-	-	-
KR576..	6	2328,84-6611,61	2328,84-6611,61	2328,84-6611,61	2328,84-6611,61	-	-	-
KR673..	3	-	-	-	-	80,38-128,24	80,38-128,24	8,31-14,49 18,74-128,24
KR674..	4	-	-	123,38-363,81	123,38-363,81	123,38-363,81	123,38-321,51	123,38
KR675..	5	-	531,08-1875,03	531,08-1875,03	531,08-1875,03	423,90-1875,03	423,90-809,27	423,90-724,08
KR676..	6	-	1884,33-12680,66	1884,33-12680,66	1884,33-12680,66	1884,33-5445,72	1884,33-3844,04	1884,33-2858,39
KR773..	3	-	-	-	-	-	-	11,44-12,89 23,52-26,52 45,36-111,63
KR774..	4	-	-	127,11-396,00	127,11-396,00	127,11-396,00	127,11-396,00	127,11-311,14
KR775..	5	-	547,17-3203,12	547,17-3203,12	547,17-3203,12	436,74-2066,04	436,74-833,78	436,74-655,11
KR776..	6	-	1941,39-15618,73	1941,39-15618,73	1941,39-15618,73	1941,39-5610,63	1941,39-3960,44	1941,39-2944,95
KR873..	3	-	-	-	-	-	-	-
KR874..	4	-	-	-	-	86,63-438,70	86,63-383,99	86,63-339,7
KR875..	5	-	463,83-1891,08	463,83-1891,08	463,83-1891,08	463,83-1891,08	463,83-1671,18	463,83-1313,07
KR876..	6	-	2074,42-12789,19	2074,42-12789,19	2074,42-12789,19	2074,42-11245,67	2074,42-7938,12	2074,42-5902,70





# Informazioni generali

## General Information

### Einführung

**Combinazioni di rapporti geometricamente possibili, in funzione della grandezza del motore**  
*Geometrically Possible Ratios Combinations According to Motor Size*  
 Geometrisch mögliche Kombinationen von Übersetzungen nach Motorbaugröße

Grandezza motore / Motor Size / Motorbaugröße

Tipo Type Typ	Stadi Stages Stufen	160	180	200	225	250	280
KR002..	2	-	-	-	-	-	-
KR003..	3	-	-	-	-	-	-
KR102..	2	-	-	-	-	-	-
KR103..	3	-	-	-	-	-	-
KR202..	2	-	-	-	-	-	-
KR203..	3	-	-	-	-	-	-
KR273..	3	-	-	-	-	-	-
KR275..	5	-	-	-	-	-	-
KR276..	6	-	-	-	-	-	-
KR373..	3	-	-	-	-	-	-
KR374..	4	-	-	-	-	-	-
KR375..	5	-	-	-	-	-	-
KR376..	6	-	-	-	-	-	-
KR473..	3	6,21-23,19 ; 25,15 39,11-59,19 ; 64,17	6,21-20,07 39,11-51,22	-	-	-	-
KR474..	4	-	-	-	-	-	-
KR475..	5	-	-	-	-	-	-
KR476..	6	-	-	-	-	-	-
KR573..	3	6,91-82,14	6,91-67,37	6,91-18,80 30,25-35,34	-	-	-
KR574..	4	-	-	-	-	-	-
KR575..	5	-	-	-	-	-	-
KR576..	6	-	-	-	-	-	-
KR673..	3	8,31-100,90	8,31-90,21	8,31-68,47	8,31-9,45 16,54-21,32 39,26-44,65	-	-
KR674..	4	-	-	-	-	-	-
KR675..	5	423,9-489,82	423,9	-	-	-	-
KR676..	6	-	-	-	-	-	-
KR773..	3	7,41-111,63	7,41-99,00	7,41-76,59	7,41-51,13	7,41-51,13	-
KR774..	4	-	-	-	-	-	-
KR775..	5	-	-	-	-	-	-
KR776..	6	-	-	-	-	-	-
KR873..	3	11,05-13,93 19,26-24,28 34,28-115,87	11,05-13,93 19,26-24,28 34,28-103,24	9,63-81,06	9,63-55,53	9,63-55,53	9,63-43,22
KR874..	4	86,63-235,47	86,63-235,47	-	-	-	-
KR875..	5	-	-	-	-	-	-
KR876..	6	-	-	-	-	-	-



# Informazioni generali

## General Information

### Einführung

#### Fattore di servizio

Il fattore di servizio ( $f_s$ ) è un coefficiente di sicurezza che tiene conto delle diverse condizioni di lavoro della macchina azionata dal riduttore. In presenza di carichi uniformi per 8 ore di funzionamento al giorno e fino a 100 avviamenti all'ora si utilizza il fattore " $f_s=1$ ".

Il fattore di servizio dipende da:

- Tempo di funzionamento
- Natura del carico
- Frequenza di avviamento
- Tipo di azionamento
- Altre considerazioni

Per stabilire quale sia il giusto fattore di servizio per la propria macchina:

1. Determinare il tempo di funzionamento della macchina che viene azionata dal riduttore.
2. Selezionare la natura del carico della macchina che viene azionata (Pagina 17-18).

- U - Carichi uniformi
- M - Carichi moderati
- H - Carichi con forti urti

Per ottimizzare la scelta, si può calcolare la natura del carico utilizzando le formule a pagina 18.

3. Determinare la frequenza di avviamento.
4. Dopo aver determinato i fattori di cui sopra, si può facilmente ricavare il fattore di servizio dalla tabella qui sotto.
5. Il fattore di servizio scelto va poi moltiplicato per il fattore " $k$ ", il cui valore dipende dal tipo di azionamento;

- $k=1$  : Motore elettrico o idraulico
- $k=1,25$  : Motore multicilindrico a combustione interna
- $k=1,5$  : Motore monocilindrico a combustione interna

#### Service Factor

*Service Factor ( $f_s$ ) is a safety coefficient, which takes into account the different operating conditions of the driven machine. " $f_s=1$ " is used for uniform loads 8 hours working per day and up to 100 starts per hour.*

*Service factor depends on:*

- Operating time
- Nature of load
- Start-up frequency
- Driver type
- Other considerations

*For the right selection of the needed service factor for your machine;*

1. Determine the driven machine operation time.
2. Select the nature of load of the driven machine (Page 17-18).

- U - Uniform loads
- M - Moderate loads
- H - Heavy shock loads

*For a better selection, the nature of load can be calculated from the formulas given (page 18).*

3. Determine start-up frequency.
4. After determining the above mentioned factors, the service factor can be easily selected from the table given below.
5. The selected service factor multiplied by " $k$ " factor according to the driver type;

- $k=1$  : Electric motor or Hydraulic motor
- $k=1.25$  : Multi-cylinder internal combustion engine
- $k=1.5$  : Single cylinder inside the combustion engine

#### Betriebsfaktor

Der Betriebsfaktor ( $f_s$ ) ist ein Sicherheitsfaktor für die Getriebe, damit sie unter den Betriebsbedingungen sicher arbeiten. " $f_s=1$ " steht für gleichförmige Belastung, 8 Stunden pro Tag und bis zu 100 Schaltungen pro Stunde.

Betriebsfaktor ist abhängig von:

- Betriebsdauer
- Belastungsart
- Schalthäufigkeit
- Antriebsart
- Andere Faktoren

Um die richtigen Betriebsfaktor festzulegen;

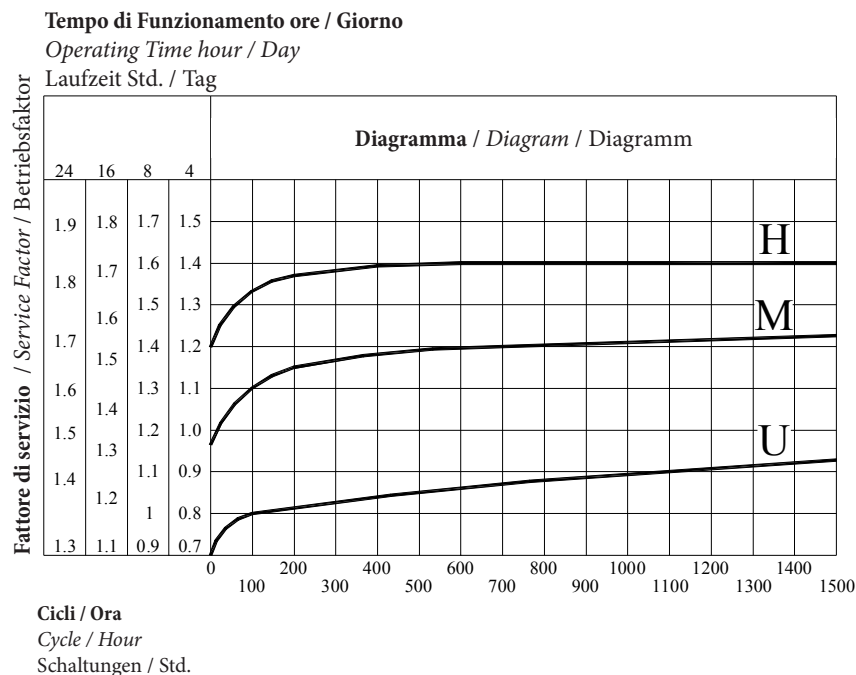
1. Betriebsdauer der angetriebenen Maschine bestimmen.
2. Belastungsart der angetriebenen Maschine auswählen.

- U - Gleichförmige Belastung
- M - Ungleichförmige Belastung
- H - Stark Ungleichförmige Belastung

Um eine bessere Auswahl zu treffen, können die Belastungsarten mit den angegebenen Formeln (Seite 18) errechnet werden.

3. Schalthäufigkeit bestimmen.
4. Nach Bestimmen der oben angegebenen Werte, können die Betriebsfaktoren von der unten stehenden Tabelle entnommen werden.
5. Der ausgewählte Betriebsfaktor muß mit dem Faktor " $k$ " abhängig von der Antriebsart multipliziert werden

- $k=1$  : Elektromotor oder Hydraulikmotor
- $k=1.25$  : Vielzylindermotor
- $k=1.5$  : Einzylindermotor





# Informazioni generali

## General Information

### Einführung

#### Classificazione dei carichi

##### Gru:

- U - Meccanismi di montacarico
- Meccanismi di sollevamento
- M - Meccanismo del braccio di trivellazione
- Meccanismi girevoli
- H - Meccanismi di traslazione

##### Pompe:

- U - Pompe centrifughe (liquidi leggeri)
- M - Pompe centrifughe (liquidi viscosi)
- H - Pompe a pressione
- Pompe a pulsante

##### Macchine per la lavorazione della pietra e dell'argilla:

- H - Mulini a martelli
- Forni rotanti
- Laminatoi per raffinare
- Interruttori
- Mulini a palle
- Presse per mattoni
- Mulini a martelli

##### Macchine tessili:

- M - Macchine per la stampa e la tintura
- Telai per tessitura
- Battitoi
- Dosatori
- Vasche per la concia

##### Industria petrolifera:

- M - Pompe conduttrici
- Attrezzatura trapanatrice rotante

##### Industria alimentare:

- M - Coltelli per canna da zucchero
- Frantumatori di canna da zucchero
- Serbatoi di fermentazione del vino
- H - Macchine per canna da zucchero

##### Lavanderie:

- M - Invertitori
- Lavatrici

##### Laminatoi per metalli:

- M - Comandi di regolazione rulli
- Raddrizzatrici a rulli
- Macchine avvolgitrici
- Banchi da disegno a filo
- H - Cesioie per laminatoi
- Tavole a rulli (pesanti)
- Treni sbizzatori e lingotti
- Laminatoi per lamiera
- Manipolatori
- Laminatoi a freddo

#### Load Classification

##### Cranes:

- U - Hoist Gears
- Lifting Gears
- M - Defrocking jib Gears
- Slowing Gears
- H - Traveling Gears

##### Pumps:

- U - Centrifugal Pumps (light liquids)
- M - Centrifugal Pumps (semi liquid)
- H - Pressure Pumps
- Plunger Pumps

##### Stone and Clay Working Machines:

- H - Hammer Mills
- Rotary Kilns
- Beater Mills
- Breakers
- Ball Mills
- Brick Presses
- Hammer Mills

##### Textile Machines:

- M - Printing and Dyeing Machines
- Looms
- Willow
- Batches
- Tanning Vats

##### Oil Industry:

- M - Pipeline Pumps
- Rotary Drilling Equipment

##### Food Industry:

- M - Sugar cane Knives
- Sugar cane Crushers
- Wine fermenter tank
- H - Sugar cane mills

##### Laundries:

- M - Tumblers
- Washing Machines

##### Metal Rolling Mills:

- M - Roller Adjustment Drives
- Roller Straightened
- Winding Machines
- Wire Drawing Benches
- H - Billet Shears
- Rotary Tables (heavy)
- Descaling Machines,
- Sheet Mills
- Manipulators
- Cold Rolling Mills

#### Belastungsart

##### Krananlagen:

- U - Einziehwerke
- Hubwerke
- M - Schwenkwerke
- Wippwerke
- H - Fahrwerke

##### Pumpen:

- U - Kreiselpumpen (leichte Flüssigkeit)
- M - Kreiselpumpen (zahe Flüssigkeit)
- H - Prebpumpen
- Plungerpumpen

##### Stein- und Erdebearbeitende Maschine

- H - Hammermüller
- Drehofen
- Schlagmühlen
- Brecher
- Kugelmühlen
- Ziegelpressen
- Rohrmühlen

##### Textilmaschinen:

- M - Druckerei
- Farbereimachinen
- Aufwickler
- Webstühle
- Gerbfasser
- Reibwolfe

##### Erdölgewinnung:

- M - Pipeline Pumpen
- Rotative Bohranlagen

##### Nahrungsmittelmachinen:


- M - Rohrschneiden
- Knetmaschinen
- Maichen
- H - Rohrmühlen

##### Waschereimaschinen:

- M - Trommeltrockner
- Waschmaschinen

##### Wälzwerke:

- M - Rollenrichtmaschinen
- Walzenantriebe
- Drahtzuge
- Haspeln
- H - Blechscheren
- Rollgänge (schwer)
- Knüppelscheren
- Schöpfscheren
- Stranggubanlagen
- Kaltwälzwerke



# Informazioni generali

## General Information

### Einführung

#### Macchine per costruzione:

- M**
- Betoniere
  - Montacarichi

#### Macchine per la carta:

- H**
- Presse a umido
  - Spappolatori
  - Tamburi essiccatori
  - Cilindri essiccatori

#### Macchinari per la gomma:

- M**
- Calandre
  - Miscelatori
- H**
- Estrusori
  - Impastatrici
  - Laminatoi

#### Industria chimica:

- M**
- Agitatori (materiali semi-liquidi)
  - Tamburi di essiccazione
  - Miscelatori e laminatoi

#### Convogliatori:

- M**
- Convogliatori nastro a sacca
  - Convogliatori a nastro d'acciaio
  - Convogliatori a nastro
- H**
- Montacarichi
  - Convogliatori a nastro per materiali alla rinfusa

#### Building Machines:

- M**
- Concrete Mixers
  - Hoist

#### Paper Machines:

- H**
- Wet Presses
  - Pulpers
  - Drying Cylinders
  - Glazing Cylinders

#### Rubber Machinery:

- M**
- Calenders
  - Mixers
- H**
- Extruders
  - Pug Mills
  - Rolling Mills

#### Chemical Ind.:

- M**
- Agitators (semi-liquid)
  - Drying Drums.
  - Mixers and Rolling Mills

#### Conveyors:

- M**
- Band Pocket Conveyors
  - Steel Belt Conveyors
  - Belt Conveyors
- H**
- Hoists
  - Bulk Belt Conveyors

#### Baumaschinen:

- M**
- Betonmischermaschinen
  - Bauaufzüge

#### Papiermaschinen:

- H**
- Naßpressen
  - Gautschen
  - Trockenzyylinder
  - Glattzyylinder

#### Kunststoffmaschinen:

- M**
- Kalender
  - Mischer
- H**
- Extruder
  - Knetwerke
  - Wälzwerke

#### Chemische Industrie:

- M**
- Rührwerke (leichte Flüssig.)
  - Trockentrommeln
  - Mischer und Wälzwerke

#### Förderanlagen:

- M**
- Gurtaschenbecherwerke
  - Stahlbandförderer
  - Gurtbandförderer (Schüttgut)
- H**
- Schrägaufzüge
  - Gurtbandförderer (Stückgut)

U	<b>Carichi uniformi</b> <i>Uniform Loads</i> Gleichförmige Last	$F_i < 0,25$
M	<b>Carichi moderati</b> <i>Moderate Loads</i> Ungleichförmige Last	$F_i < 3$
H	<b>Carichi con forti urti</b> <i>Heavy Shock Loads</i> Stark Ungleichförmige Last	$F_i < 10$

$$J'_{\text{ext}} = \frac{J_{\text{ext}}}{i^2}$$

$$F_i = \frac{J'_{\text{ext}}}{J_{\text{rotor}}}$$

$J'_{\text{ext}}$  : **Momento d'inerzia esterno ridotto all'albero motore**  
*External moments of inertia reduced to the motor shaft*  
Externe Massenträgheitsmomente reduziert auf Motorwelle

$i$  : **Rapporto di trasmissione**  
*Transmission ratio*  
Übersetzung

$J_{\text{rotor}}$  : **Momento d'inerzia al motore**  
*Moments of inertia to the motor*  
Massenträgheitsmoment



# Informazioni generali

## General Information

### Einführung

#### Senso di rotazione

Il senso di rotazione dei prodotti Brevini serie K è definito come segue. Queste definizioni sono valide anche per i riduttori con dispositivo antiritorno.

#### Direction of Rotation

K Series Brevini products direction of rotation is defined as follows. The definitions are also valid for gear units with backstop.

#### Getriebedrehrichtungen

Die Drehrichtungen für K Serie Getriebe sind wie folgt definiert. Die Definition ist auch bei Getrieben mit Rücklaufsperre gültig.

	3-5 Stadi / 3-5 Stages / 3-5 Stufig	2-4-6 Stadi / 2-4-6 Stages / 2-4-6 Stufig
<b>Senso orario</b> Clockwise Rechtslauf  <b>CW</b>		
<b>Senso antiorario</b> Counter Clockwise Linkslauf  <b>CCW</b>		

Il senso di rotazione dell'albero in uscita in funzione del senso di rotazione dell'albero in entrata è come segue:

Output shaft rotation directions according to the input shaft rotation directions are as follows.

Drehrichtungen der Abtriebswelle im Abhängigkeit von der Antriebswellen sind wie folgendes:

3-5 Stadi / 3-5 Stages / 3-5 Stufig	2-4-6 Stadi / 2-4-6 Stages / 2-4-6 Stufig



# Informazioni generali

## General Information

### Einführung

#### Carichi radiali

I carichi radiali ammessi sono calcolati tenendo conto della durata operativa, e sono indicati nelle tabelle. I carichi radiali ammessi  $F_{qam}$  indicati sono basati su  $f_s=1$  e sono validi per forze applicate al centro dell'albero.

Per applicazioni che prevedono carichi con urti si dovrà prendere in considerazione il fattore di servizio indicato in tabella. Il carico assiale ammesso ( $F_{ama}$  o  $F_{ame}$ ) è pari al 25% del carico radiale ammesso ( $F_{qam}$  o  $F_{qem}$ ). I carichi radiali ammessi indicati sono basati sulla direzione di carico peggiore. Carichi radiali maggiori possono essere applicati per direzioni di carico diverse (chiedere, se interessati). Il carico radiale effettivo sull'albero del riduttore  $F_q$  si determina con le formule indicate a pagina 21. Scegliendo:

$$\begin{aligned} F_{qa} &\leq F_{qam} \\ F_{qe} &\leq F_{qem} \end{aligned}$$

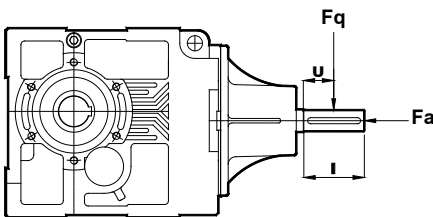
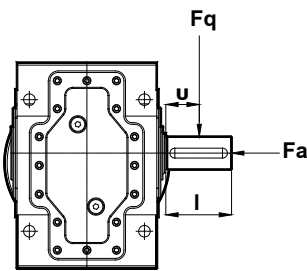
si deve tener conto di queste formule.

Se il carico non è applicato al centro dell'albero, il carico ammesso indicato va corretto utilizzando le formule seguenti.

$$F_{qam}' = F_{qam} \times \frac{t}{y+u}$$

$$F_{qem}' = F_{qem} \times \frac{t}{y+u}$$

I valori "t" e "y" possono essere ricavati dalla tabella seguente. Il valore "u" corrisponde alla distanza del punto di applicazione del carico, come mostrato qui sotto.



#### Radial Loads

The permissible radial loads are calculated by considering working life and are listed on the tables. The given permissible radial loads  $F_{qam}$  are based on  $f_s=1$  and are valid for forces which are applied to the midpoint of the shaft. For shock loading applications the service factor given on the table must take into consideration. The permissible axial load ( $F_{ama}$  or  $F_{ame}$ ) is %25 x ( $F_{qam}$  or  $F_{qem}$ ). The listed permissible radial loads are based on the worst loading direction. Higher radial loads can be applied for different loading directions (Please ask if requested). The effective radial load at the gear box shaft  $F_q$  will be determined with the given formulas on page 21.

In Selection ;

$$\begin{aligned} F_{qa} &\leq F_{qam} \\ F_{qe} &\leq F_{qem} \end{aligned}$$

these formulas must be taken into consideration. If the load is not applied at the midpoint of the shaft; the given permissible load must be corrected with the following formulas.

$$F_{qam}' = F_{qam} \times \frac{t}{y+u}$$

$$F_{qem}' = F_{qem} \times \frac{t}{y+u}$$

The values "t"; "y" can be taken from the following table. The value "u" is the length of the application point as shown below.

#### Querkräfte

Die in den nachfolgenden Tabellen angegebenen zulässigen Radialbelastungen  $F_{qam}$  gelten bei Kraftangriff auf die Mitte Wellenendes. Den Angaben liegt der Betriebsfaktor  $f_s=1$  zu Grunde. Bei stoßartigen Belastungsfällen ist auch hier der entsprechende Betriebsfaktor zu berücksichtigen. Zulässige Axialkräfte  $F_{ama}$  oder  $F_{ame}$  können ohne weitere Nachrechnung bis zu einer Höhe von ca. 25% der zulässigen Radialbelastung  $F_{qam}$  oder  $F_{qem}$  aufgenommen werden. Bei der Ermittlung der zulässige Querkräfte sind höhere Werte möglich (Bitte Rückfragen). Die auftretende Querkraft  $F_q$  ab der Getriebewelle wird wie in der nachfolgenden Formel bestimmt.

Bei dieser Auswahl;

$$\begin{aligned} F_{qa} &\leq F_{qam} \\ F_{qe} &\leq F_{qem} \end{aligned}$$

müssen die oben angegebenen Bedingungen berücksichtigt werden. Ist der Kraftangriff nicht auf Wellenmitte, so kann die zulässige Querkraft mit Hilfe der unten stehenden Formel auf jede beliebige Stelle umgerechnet werden.


$$F_{qam}' = F_{qam} \times \frac{t}{y+u}$$

$$F_{qem}' = F_{qem} \times \frac{t}{y+u}$$

Die Werte "t" und "y" sind in den nachfolgenden Tabellen angegeben. Der Wert "u" ist die Stelle des Kraftangriffs wie auf der nächsten Seite angegeben.

KR...01										
Valori di correzione dei carichi radiali sull'albero in uscita										
Radial Load correcting values on output shaft										
Querkraft auf Ausgangswelle Korrigierungszahlen										
Tipo Type Typ	KR..002 KR..003	KR..102 KR..103	KR..202 KR..203	KR..273	KR..373	KR..473	KR..573	KR..673	KR..773	KR..873
t	119	134	156	162	199	236	273	344	408	485
y	99	104	121	132	159	186	213	274	323	380
l	40	60	70	60	80	100	120	140	170	210

KT...										
Valori di correzione dei carichi radiali sull'albero in entrata										
Radial load correcting values on input shaft										
Querkraft auf Eingangswelle korrigierungszahlen										
Tipo Type Typ	KT..002 KT..003	KT..102 KT..103	KT..202 KT..203	KT..273	KT..373	KT..473	KT..573	KT..673	KT..773	KT..873
t	78	78	111	111	126	137	158	180	207	220
y	58	58	86	86	96	102	113	130	147	165
l	40	40	50	50	60	70	90	100	120	110



# Informazioni generali


## General Information

### Einführung

#### Calc. dei carichi radiali

#### Calc. dei carichi radiali


#### Berechnung der Querkräfte



Il carico radiale  $F_q$  [N] si calcola con le equazioni seguenti, utilizzando il momento  $M$  [Nm] e il diametro  $D$  [mm] della puleggia o ingranaggio richiesti.

Radial Load  $F_q$  [N] is calculated with the following equations where the required moment  $M$  [Nm] and hoop or gear diameter  $D$  [mm] is used.


Der Fall der radialen Belastung  $F_q$  [N] kann mit den angegebenen Gleichungen berechnet werden. Antriebsmoment  $M$  [Nm] und Zahnrad- oder Riemenscheiben Durchmesser  $D$  [mm].



**1. Giunto elastico**  
Se il giunto elastico lavora all'interno del suo range operativo affidabile, i carichi radiali possono essere trascurati.

**1. Elastic Coupling**  
If the Elastic Coupling is working in its reliable working range, the radial loads can be neglected.

**1. Elastische Kupplung**  
Wenn die elastische Kupplung in ihrem zulässigen Arbeitsbereich arbeitet, können die radialen Belastungen vernachlässigt werden.



**2. Per ingranaggi a denti dritti (angolo pressione 20°)**


$$F_q = \frac{2100 \times M_2}{D}$$

**2. For Spur Gear (Pressure angle 20°)**

$$F_q = \frac{2100 \times M_2}{D}$$

**2. Stirnradgetriebe (Angriffswinkel 20°)**

$$F_q = \frac{2100 \times M_2}{D}$$



**3. Per catena a bassa velocità ( $z > 17$ )**

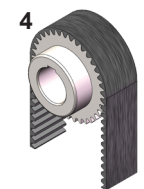
$$F_q = \frac{2100 \times M_2}{D}$$

**3. For Chain Drive With Low Speed ( $z > 17$ )**

$$F_q = \frac{2100 \times M_2}{D}$$

**3. Kettenantrieb mit niedriger Geschwindigkeit ( $z > 17$ )**

$$F_q = \frac{2100 \times M_2}{D}$$



**4. Per cinghia dentata**


$$F_q = \frac{2500 \times M_2}{D}$$

**4. For Timing Belt**

$$F_q = \frac{2500 \times M_2}{D}$$

**4. Zahnriemenantrieb**

$$F_q = \frac{2500 \times M_2}{D}$$



**5. Per cinghia a gole V**

$$F_q = \frac{5000 \times M_2}{D}$$

**5. For V Belt**

$$F_q = \frac{5000 \times M_2}{D}$$

**5. Keilriemenantrieb**

$$F_q = \frac{5000 \times M_2}{D}$$



**6. Cinghia piana con puleggia tendicinghia**

$$F_q = \frac{5000 \times M_2}{D}$$

**6. Flat Belt With Belt tensioner pulley**

$$F_q = \frac{5000 \times M_2}{D}$$

**6. Flachriemenantrieb mit Spannungstrommel**

$$F_q = \frac{5000 \times M_2}{D}$$



# Informazioni generali

## General Information

### Einführung

#### Carichi assiali ammessi per i tipi di riduttore con estrusore

Permissible Axial Loads for Extruder Types  
Zulässige Axialkräfte für Extruder Typ Getriebe

KRE273				
n <sub>2</sub>	F <sub>ama</sub> [kN]			
	Durata di vita / Lifetime / Lebensdauer Lh [ora] / [hour] / [Stunde]			
	40000	20000	10000	5000
20	27,0	33,3	41,0	50,5
30	23,9	29,5	36,3	44,7
40	22,0	27,0	33,3	41,0
50	20,5	25,3	31,1	38,4
65	19,0	23,4	28,8	35,5
80	17,8	22,0	27,0	33,3
100	16,7	20,5	25,3	31,1
120	15,8	19,4	23,9	29,5
140	15,1	18,6	22,9	28,2
160	14,5	17,8	22,0	27,0
180	14,0	17,2	21,2	26,1
200	13,5	16,7	20,5	25,3
220	13,2	16,2	20,0	24,6
240	12,8	15,8	19,4	23,9
260	12,5	15,4	19,0	23,4
280	12,2	15,1	18,6	22,9
300	12,0	14,8	18,2	22,4
320	11,8	14,5	17,8	22,0

**Velocità di rotazione in uscita [giri/min.]**  
Output Speed [rpm]  
Abtriebsdrehzahl [U/min]

KRE373				
n <sub>2</sub>	F <sub>ama</sub> [kN]			
	Durata di vita / Lifetime / Lebensdauer Lh [ora] / [hour] / [Stunde]			
	40000	20000	10000	5000
20	104,8	129,0	158,8	195,6
30	92,7	114,2	140,6	173,2
40	85,1	104,8	129,0	158,8
50	79,6	98,0	120,6	148,5
65	73,5	90,5	111,5	137,3
80	69,1	85,1	104,8	129,0
100	64,6	79,6	98,0	120,6
120	61,2	75,3	92,7	114,2
140	58,4	71,9	88,5	109,0
160	56,1	69,1	85,1	104,8
180	54,2	66,7	82,1	101,1
200	52,5	64,6	79,6	98,0
220	51,0	62,8	77,3	95,2
240	49,7	61,2	75,3	92,7
260	48,5	59,7	73,5	90,5
280	47,4	58,4	71,9	88,5
300	46,5	57,2	70,4	86,7
320	45,6	56,1	69,1	85,1

**Velocità di rotazione in uscita [giri/min.]**  
Output Speed [rpm]  
Abtriebsdrehzahl [U/min]

KRE473				
n <sub>2</sub>	F <sub>ama</sub> [kN]			
	Durata di vita / Lifetime / Lebensdauer Lh [ora] / [hour] / [Stunde]			
	40000	20000	10000	5000
20	134,5	165,6	203,9	251,1
30	119,0	146,6	180,5	222,3
40	109,2	134,5	165,6	203,9
50	102,1	125,7	154,8	190,7
65	94,4	116,2	143,1	176,2
80	88,7	109,2	134,5	165,6
100	82,9	102,1	125,7	154,8
120	78,5	96,7	119,0	146,6
140	75,0	92,3	113,7	140,0
160	72,0	88,7	109,2	134,5
180	69,5	85,6	105,4	129,8
200	67,3	82,9	102,1	125,7
220	65,4	80,6	99,2	122,2
240	63,8	78,5	96,7	119,0
260	62,2	76,6	94,4	116,2
280	60,9	75,0	92,3	113,7
300	59,6	73,4	90,4	111,3
320	58,5	72,0	88,7	109,2

**Velocità di rotazione in uscita [giri/min.]**  
Output Speed [rpm]  
Abtriebsdrehzahl [U/min]

KRE573				
n <sub>2</sub>	F <sub>ama</sub> [kN]			
	Durata di vita / Lifetime / Lebensdauer Lh [ora] / [hour] / [Stunde]			
	40000	20000	10000	5000
20	172,0	211,8	260,8	327,6
30	152,3	187,5	230,9	288,9
40	139,7	172,0	211,8	263,9
50	130,6	160,8	198,1	246,1
65	120,7	148,7	183,0	228,6
80	113,4	139,7	172,0	214,6
100	106,1	130,6	160,8	200,9
120	100,4	123,7	152,3	190,0
140	95,9	118,1	145,4	181,0
160	92,1	113,4	139,7	173,6
180	88,9	109,5	134,8	166,3
200	86,1	106,1	130,6	160,6
220	83,7	103,1	126,9	155,0
240	81,5	100,4	123,7	150,2
260	79,6	98,0	120,7	145,8
280	77,9	95,9	118,1	141,8
300	76,3	93,9	115,6	138,3
320	74,8	92,1	113,4	135,4

**Velocità di rotazione in uscita [giri/min.]**  
Output Speed [rpm]  
Abtriebsdrehzahl [U/min]





# Informazioni generali

## General Information

## Einführung

**Carichi assiali ammessi per i tipi di riduttore con estrusore**  
*Permissible Axial Loads for Extruder Types*  
 Zulässige Axialkräfte für Extruder Typ Getrieben

KRE673				
n <sub>2</sub>	F <sub>ama</sub> [kN]			
	Durata di vita / Lifetime / Lebensdauer Lh [ora] / [hour] / [Stunde]			
	40000	20000	10000	5000
20	209,5	258,0	317,7	391,2
30	185,5	228,4	281,3	346,4
40	170,1	209,5	258,0	317,7
50	159,1	195,9	241,3	297,1
65	147,1	181,1	223,0	274,6
80	138,2	170,1	209,5	258,0
100	129,2	159,1	195,9	241,3
120	122,3	150,6	185,5	228,4
140	116,8	143,8	177,1	218,1
160	112,2	138,2	170,1	209,5
180	108,3	133,4	164,2	202,2
200	104,9	129,2	159,1	195,9
220	102,0	125,6	154,6	190,4
240	99,3	122,3	150,6	185,5
260	97,0	119,4	147,1	181,1
280	94,8	116,8	143,8	177,1
300	92,9	114,4	140,9	173,5
320	91,1	112,2	138,2	170,1

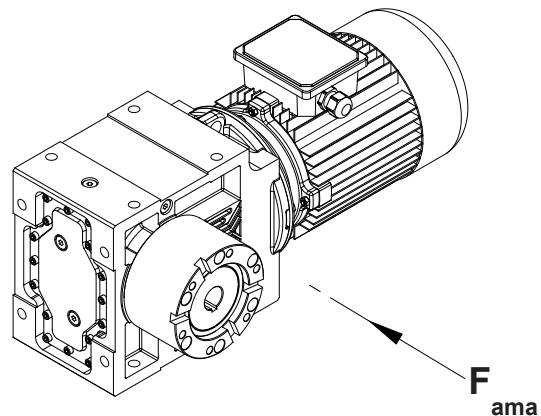
n<sub>2</sub>  
**Velocità di rotazione in uscita [giri/min.]**  
*Output Speed [rpm]*  
 Abtriebsdrehzahl [U/min]

KR773				
n <sub>2</sub>	F <sub>ama</sub> [kN]			
	Durata di vita / Lifetime / Lebensdauer Lh [ora] / [hour] / [Stunde]			
	40000	20000	10000	5000
20	350,2	431,3	531,1	653,9
30	310,1	381,8	470,2	579,0
40	284,4	350,2	431,3	531,1
50	266,0	327,5	403,3	496,6
65	245,8	302,7	372,8	459,0
80	231,0	284,4	350,2	431,3
100	216,0	266,0	327,5	403,3
120	204,5	251,8	310,1	381,8
140	195,2	240,4	296,0	364,5
160	187,6	231,0	284,4	350,2
180	181,0	222,9	274,5	338,0
200	175,4	216,0	266,0	327,5
220	170,5	209,9	258,5	318,3
240	166,1	204,5	251,8	310,1
260	162,1	199,6	245,8	302,7
280	158,5	195,2	240,4	296,0
300	155,3	191,2	235,5	290,0
320	152,3	187,6	231,0	284,4

n<sub>2</sub>  
**Velocità di rotazione in uscita [giri/min.]**  
*Output Speed [rpm]*  
 Abtriebsdrehzahl [U/min]

KRE873				
n <sub>2</sub>	F <sub>ama</sub> [kN]			
	Durata di vita / Lifetime / Lebensdauer Lh [ora] / [hour] / [Stunde]			
	40000	20000	10000	5000
20	403,4	496,7	611,7	753,2
30	357,1	439,8	541,5	666,9
40	327,6	403,4	496,7	611,7
50	306,3	377,2	464,5	572,0
65	283,1	348,7	429,3	528,7
80	266,0	327,6	403,4	496,7
100	248,8	306,3	377,2	464,5
120	235,5	290,0	357,1	439,8
140	224,9	276,9	341,0	419,9
160	216,0	266,0	327,6	403,4
180	208,5	256,8	316,2	389,4
200	202,0	248,8	306,3	377,2
220	196,3	241,8	297,7	366,6
240	191,3	235,5	290,0	357,1
260	186,7	229,9	283,1	348,7
280	182,6	224,9	276,9	341,0
300	178,9	220,3	271,2	334,0
320	175,4	216,0	266,0	327,6

n<sub>2</sub>  
**Velocità di rotazione in uscita [giri/min.]**  
*Output Speed [rpm]*  
 Abtriebsdrehzahl [U/min]





# Informazioni generali

## General Information

### Einführung

#### Calcolo della potenza nominale equivalente

La potenza equivalente con una coppia costante equivalente può essere calcolata per riduttori che lavorano con velocità di rotazione costante ma coppie (o potenze) variabili. Utilizzando questa potenza equivalente si può selezionare un riduttore con il consueto metodo di selezione dei riduttori con coppie costanti. La coppia equivalente si determina in base alla media delle coppie dominanti. Il riduttore che lavora con una coppia equivalente costante in teoria avrà la stessa durata di vita e lo stesso livello di sicurezza di uno con coppia variabile. Per calcolare le coppie equivalenti, occorre ordinare su una linea temporale orizzontale le coppie variabili all'interno di un ciclo, da quella massima a quella minima (si veda il diagramma qui sotto). Come da diagramma qui sotto, si può calcolare la coppia equivalente utilizzando la formula seguente:

$$T_e = \left( \frac{\Delta t_1 \times T_1^{6.6} + \dots + \Delta t_n \times T_n^{6.6}}{t} \right)^{\frac{1}{6.6}}$$

Se  $T_n$  (la coppia più bassa) è inferiore al 50% di  $T_e$ , la coppia di questa parte del ciclo va eliminata dal diagramma, dopodiché va ripetuto il calcolo;

Se  $T_n < T_e \times 0.5$  allora

$$T_e = \left( \frac{\Delta t_1 \times T_1^{6.6} + \dots + \Delta t_{n-1} \times T_{n-1}^{6.6}}{t - \Delta t_n} \right)^{\frac{1}{6.6}}$$

Se tutti i valori  $T_n$  sono superiori al 50% di  $T_e$ , per calcolare la potenza equivalente si può allora utilizzare la formula seguente:

$$P_{eq} = P_N = \frac{T_e \times n}{9550}$$

Una volta determinata la potenza equivalente, la scelta del riduttore viene fatta seguendo le procedure di selezione indicate nella sezione di questo catalogo dedicata alla scelta del riduttore.

#### Equivalent Power Rating Calculation

The equivalent power by an equivalent constant torque can be calculated for gearboxes working in constant speed but at variable torques (or powers). Using this equivalent power it is possible to make a gearbox selection according to the usual gearbox selection method with constant torques. The equivalent torque will be determined according to the mean of dominating torques. The gearbox working in constant equivalent torque will theoretically have the same lifetime and safety compared to the variable torque one.

To calculate the equivalent torques, the variable torques in a cycle must be sorted from the maximal to the minimal on a horizontal time line (Check the chart below). According to the chart below the equivalent torque can be calculated with the following formula;

$$T_e = \left( \frac{\Delta t_1 \times T_1^{6.6} + \dots + \Delta t_n \times T_n^{6.6}}{t} \right)^{\frac{1}{6.6}}$$

If  $T_n$  (the lowest torque) is lower than 50% of  $T_e$ , this torque part must be taken from the torque chart and the calculation must be repeated;

If  $T_n < T_e \times 0.5$  then

$$T_e = \left( \frac{\Delta t_1 \times T_1^{6.6} + \dots + \Delta t_{n-1} \times T_{n-1}^{6.6}}{t - \Delta t_n} \right)^{\frac{1}{6.6}}$$

If all  $T_n$  values are higher than 50%  $T_e$  then the equivalent power can be calculated by the following formula;

$$P_{eq} = P_N = \frac{T_e \times n}{9550}$$

After determining the equivalent power the gearbox selection of is made according to the selection procedures given on the gearbox selection part in this catalog.

#### Berechnung Äquivalenter Leistung

Die äquivalente Leistung bei äquivalenten Drehmoment kann für Getrieben mit konstanten Drehzahl und variablen Momente berechnet werden. Mit dieser Leistung kann das Getriebe ausgelegt werden, wie bei konstanten Leistung. Man bestimmt hiermit also die maßgebende Belastung. Das ausgelegte Getriebe erreicht theoretisch dem gleichen Lebensdauer und hat die gleiche Sicherheit.

Für die Berechnung der äquivalenten Drehmoment müssen die einzelnen Drehmomentanteile auf eine Zeitachse von größten bis zu kleinsten angeordnet werden (siehe unteres Bild). Das äquivalente Drehmoment wird nach folgender Formel berechnet;

$$T_e = \left( \frac{\Delta t_1 \times T_1^{6.6} + \dots + \Delta t_n \times T_n^{6.6}}{t} \right)^{\frac{1}{6.6}}$$

Wenn  $T_n$  (niedrigstes Drehmoment) kleiner als 50% von  $T_e$  ist, muss dieser Anteil vernachlässigt werden und die Berechnung soll neu durchgeführt werden;

Wenn  $T_n < T_e \times 0.5$  dann

$$T_e = \left( \frac{\Delta t_1 \times T_1^{6.6} + \dots + \Delta t_{n-1} \times T_{n-1}^{6.6}}{t - \Delta t_n} \right)^{\frac{1}{6.6}}$$

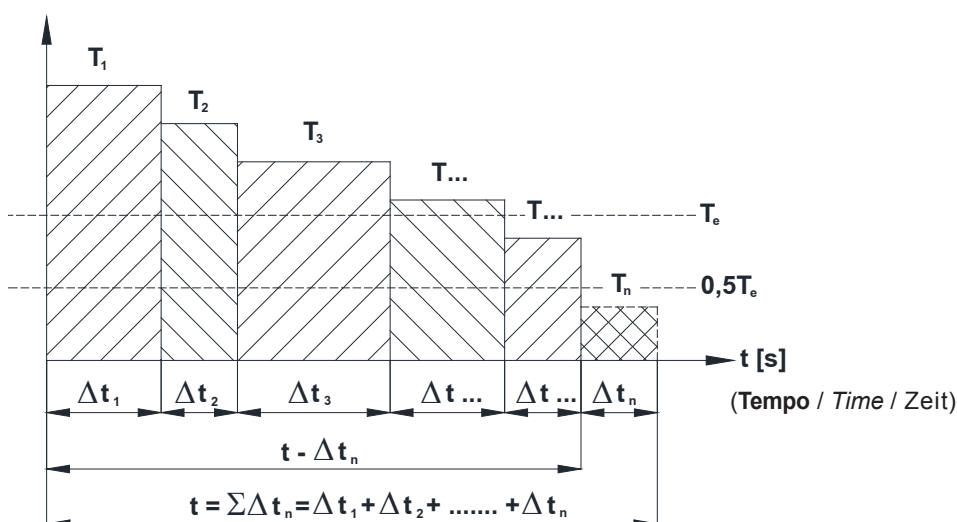
Wenn alle  $T_n$  Werte höher als 50% von  $T_e$  sind, dann wird die äquivalente Leistung nach folgender Formel berechnet;

$$P_{eq} = P_N = \frac{T_e \times n}{9550}$$

Nach Bestimmung der äquivalenter Leistung, erfolgt die Getriebeauslegung wie bei konstanter Leistung. Die Auswahlverfahren für konstante Leistung ist in diesem Katalog angegeben.

(Coppia / Torque / Moment)

T [Nm]





# Informazioni generali

## General Information

### Einführung

#### Esempio di calcolo della potenza nominale equivalente

I dati che seguono sono riferiti a un laminatoio blooming reversibile;

Livelli di coppia:

Durata totale di un ciclo: 2 min.

Coppia 1ª parte del ciclo: 48 kNm, 30 s

Coppia 2ª parte del ciclo: 32 kNm, 22 s

Coppia 3ª parte del ciclo: 28 kNm, 15 s

Coppia 4ª parte del ciclo: 16 kNm, 10 s

Coppia 5ª parte del ciclo: 5 kNm, 43 s

Macchina con velocità di rotazione costante: 50 giri/min.

Bisogna determinare la potenza equivalente necessaria per la scelta del riduttore.

Soluzione:

Durata totale di un ciclo:

$$t = t_1 + t_2 + t_3 + t_4 + t_5 = 120 \text{ sn}$$

Coppia equivalente:

$$T_e = \left( \frac{30 \times 48^{6,6} + \dots + 43 \times 5^{6,6}}{120} \right)^{\frac{1}{6,6}} = 39,2 \text{ kNm}$$

50% della coppia equivalente:

$$0,5 \times T_e = 19,6 \text{ kNm}$$

La coppia di ciascuna parte del ciclo deve essere inferiore a questo valore:

$$T_{4,5} < 0,5 \times T_e$$

Ripetiamo il calcolo escludendo le coppie che sono inferiori al 50%:

$$t' = t_1 - t_4 - t_5 = 120 - 43 - 10 = 67 \text{ s}$$

$$T_e = \left( \frac{30 \times 48^{6,6} + 22 \times 32^{6,6} + 15 \times 28^{6,6}}{67} \right)^{\frac{1}{6,6}}$$

=42,9 kNm

Utilizzando la coppia equivalente e la velocità di rotazione costante calcoliamo la potenza equivalente:

$$P_{eq} = \frac{T_e \times n}{9550} = \frac{42,9 \times 1000 \times 50}{9550} = 225 \text{ kW}$$

Ora, sulla base della potenza equivalente appena calcolata e della velocità di rotazione costante si può procedere alla scelta del riduttore seguendo le procedure descritte in questo catalogo.

#### Equivalent Power Rating Sample

The following data is given for a reversing blooming mill;

Torque steps:

Total one cycle time: 2 min.

1st torque part: 48 kNm, 30 s

2nd torque part: 32 kNm, 22 s

3rd torque part: 28 kNm, 15 s

4th torque part: 16 kNm, 10 s

5th torque part: 5 kNm, 43 s

Machine constant speed: 50 rpm

The equivalent power, which is required for the gear unit selection, must be determined.

Solution:

Total time in a cycle;

$$t = t_1 + t_2 + t_3 + t_4 + t_5 = 120 \text{ sn}$$

Equivalent Torque;

$$T_e = \left( \frac{30 \times 48^{6,6} + \dots + 43 \times 5^{6,6}}{120} \right)^{\frac{1}{6,6}} = 39,2 \text{ kNm}$$

50% of Equivalent torque;

$$0,5 \times T_e = 19,6 \text{ kNm}$$

Every torque part must be lower than this value;

$$T_{4,5} < 0,5 \times T_e$$

We are repeating the calculation by taking out the torque parts, which are below 50%;

$$t' = t_1 - t_4 - t_5 = 120 - 43 - 10 = 67 \text{ s}$$

$$T_e = \left( \frac{30 \times 48^{6,6} + 22 \times 32^{6,6} + 15 \times 28^{6,6}}{67} \right)^{\frac{1}{6,6}}$$

=42,9 kNm

By using the equivalent torque and constant speed we calculate the equivalent power;

$$P_{eq} = \frac{T_e \times n}{9550} = \frac{42,9 \times 1000 \times 50}{9550} = 225 \text{ kW}$$

Now by using the above calculated equivalent power and constant speed it is possible to make the gearbox selection with the procedures described in this catalog.

#### Beispiel für Äquivalente Leistung

Die nachfolgenden Angaben sind für eine Blechreversierwalze;

Drehmoment stufen:

Gesamte Zeit für einem Arbeitszyklus: 2 min.

Drehmomentanteil 1: 48 kNm 30 s

Drehmomentanteil 2: 32 kNm 22 s

Drehmomentanteil 3: 28 kNm 15 s

Drehmomentanteil 4: 16 kNm 10 s

Drehmomentanteil 5: 5 kNm 43 s

Maschine hat konstante Drehzahl: 50 U/min

Gesucht ist die äquivalente Leistung, die für die Getriebeauslegung nötig ist.

Lösung:

Gesamte Zeit für einem Arbeitszyklus;

$$t = t_1 + t_2 + t_3 + t_4 + t_5 = 120 \text{ sn}$$

Äquivalentes Drehmoment;

$$T_e = \left( \frac{30 \times 48^{6,6} + \dots + 43 \times 5^{6,6}}{120} \right)^{\frac{1}{6,6}} = 39,2 \text{ kNm}$$

50% von äquivalenten Drehmoment;

$$0,5 \times T_e = 19,6 \text{ kNm}$$

Drehmomentanteile müssen größer als dieser Wert sein;

$$T_{4,5} < 0,5 \times T_e$$

Wir wiederholen die Berechnung nochmals ohne die kleine Drehmomentanteile;

$$t' = t_1 - t_4 - t_5 = 120 - 43 - 10 = 67 \text{ s}$$


$$T_e = \left( \frac{30 \times 48^{6,6} + 22 \times 32^{6,6} + 15 \times 28^{6,6}}{67} \right)^{\frac{1}{6,6}}$$

=42,9 kNm

Mit Hilfe von äquivalenten Drehmoment und konstanter Drehzahl berechnet man die äquivalente Leistung;

$$P_{eq} = \frac{T_e \times n}{9550} = \frac{42,9 \times 1000 \times 50}{9550} = 225 \text{ kW}$$

Nach Bestimmung der äquivalente Leistung und konstanter Drehzahl, erfolgt die Getriebeauslegung dann wie die Getriebeauswahl gemäß dem in diesem Katalog beschriebenen Verfahren für konstante Leistung.



# Informazioni generali

## General Information

### Einführung

#### Scelta del riduttore

Per scegliere correttamente il riduttore più appropriato procedere come segue.

1. Determinare il fattore di servizio ( $f_s$ ) in funzione delle condizioni di lavoro (pagina 16).
2. Determinare la coppia  $M_2$  (coppia richiesta in uscita dal riduttore) necessaria per azionare la macchina.
3. Determinare la velocità (numero di giri in uscita dal riduttore) necessaria per la macchina che il riduttore deve azionare.
4. Calcolare la potenza necessaria per la macchina (calcolare la potenza " $P_2$ " necessaria sul lato di uscita del riduttore utilizzando la formula):

$$P_2 = \frac{M_2 \times n_2}{9550}$$

5. Calcolare il carico radiale necessario sull'albero in uscita in base al tipo di accoppiamento tra riduttore e macchina (fare riferimento alle indicazioni e ai valori a pagina 20). Una volta che i suddetti valori sono stati determinati, nelle tabelle prestazionali si può scegliere il riduttore che soddisfa i nostri requisiti (il fattore di servizio e il carico radiale ammesso dovranno essere inferiori o uguali ai valori da noi richiesti). La potenza in uscita dei riduttori elicoidali non è riportata nelle tabelle prestazionali perché questi riduttori hanno un rendimento elevato e come potenza in uscita si può considerare la potenza in entrata. Bisogna però verificare che la coppia trasmessa soddisfi i nostri requisiti. Se la coppia trasmessa è bassa, cercare un riduttore che abbia una potenza in entrata maggiore.

Esempio:

1. Tipo di macchina:  
Convogliatore a nastro (materiali alla rinfusa)

2. Coppia richiesta:  
La coppia richiesta calcolata per la macchina che si deve azionare è  $M_2=470$  Nm.

3. Velocità di rotazione richiesta:  
 $n_2 = 50$  giri/min.

4. Tempo di funzionamento:  
16 ore al giorno

5. Frequenza di avviamento:  
1 avviamento ogni ora

6. Tipo di accoppiamento del riduttore  
Catena (dimensione in uscita-130 mm)

- Dalla tabella di classificazione dei carichi (a pagina 17-18), si può selezionare la classe di carico M per l'applicazione nota.

- Dalla tabella dei fattori di servizio (pagina 16) si può selezionare il fattore di servizio  $f_s = 1,3$  che considera 16 ore di funzionamento, un avviamento ogni ora e un carico di classe M.

- Potenza richiesta per la macchina (potenza lato di uscita del riduttore):

$$P_2 = \frac{M_2 \times n_2}{9550} = \frac{470 \times 50}{9550} = 2,46 \text{ kW}$$

#### Gearbox Selection

For the correct selection of the appropriate gear units follow this steps.

1. Determine the service factor ( $f_s$ ) according to the operating conditions (Page 16).
2. Determine the required Torque  $M_2$  (required output torque of gearbox) for the driven machine.
3. Determine the required speed (output speed of gearbox) for the driven machine.
4. Calculate the required power for your machine (Calculate power " $P_2$ " required at output side of gear reducer using the formula);

$$P_2 = \frac{M_2 \times n_2}{9550}$$

5. Calculate radial load required at output shaft according to type of connection between gear unit and machine (Refer to directions and values given on page 20). After determining the above mentioned values, the gear reducer which corresponds to our requirements can be selected from the performance tables (the service factor and the permissible radial load should be less than or equal to our requirement). The output power of Helical gears is not given on the performance tables because they have high efficiency and the output power can be taken as input power. It is necessary to check if the output torque meets our requirements. If the output torque is low, search for a higher input power gearbox.

Example:

1. Machine Type:  
Belt Conveyor (Bulk Load)

2. Required Torque:  
Required Torque calculated for the driven machine is  $M_2=470$  Nm.

3. Required speed:  
 $n_2 = 50$  rpm

4. Operating time:  
16 hours per day

5. Start-up frequency:  
1 start per hour

6. Gear reducer connection type  
Chain drive (output dimension-130 mm)

- From the load classification table (on page 17-18), the load class M can be selected for the known application.

- The service factor can be selected as  $f_s = 1,3$  from the service factor table (page 16) by taking into consideration 16 hours working time, one start per hour, and load class M.

- Required power for your machine (Power at gear reducer output side) :

$$P_2 = \frac{M_2 \times n_2}{9550} = \frac{470 \times 50}{9550} = 2,46 \text{ kW}$$

#### Getriebeauswahl

Für die korrekte Auswahl des Antriebes;

1. Den Betriebsfaktor ( $f_s$ ) in Abhängigkeit von den Betriebsbedingungen bestimmen. (Bezug auf Seite 16).
2. Die erforderte Drehmoment  $M_2$  für die angetriebene Maschine (Abtriebsdrehmoment für die Getriebe) bestimmen.
3. Erforderte Drehzahl bestimmen (Abtriebsdrehzahl für die Getriebe).
4. Berechnen der erforderte Leistung der angetriebene Maschine (Die an der Abtriebswelle erforderte Leistung " $P_2$ ") mit der unten angegebenen Formel.

$$P_2 = \frac{M_2 \times n_2}{9550}$$

5. Die an der Getriebeabtriebswelle erforderte Querkraft in Abhängigkeit von Antriebsselement bestimmen (Bezug auf Seite 20). Nach Bestimmen der oben angegebenen Werte, die passende Getriebe kann von den angegebenen Leistungstabellen entnommen werden. Dabei soll darauf geachtet werden, dass der Betriebsfaktor und Querkraft stets unterhalb von angegebenen Werten liegt. Weil Stirnradgetrieben einen hohen Wirkungsgrad haben, sind die Abtriebsleistungen für Stirnradgetrieben nicht angegeben. Bei dieser Getrieben die erforderte Leistung kann als Antriebsleistung benutzt werden. Achten sie darauf, dass der Abtriebsmoment größer als die erforderte Drehmoment ist.

Beispiel:

1. Maschinentyp:  
Gurtbandförderer (Schüttgut)

2. Erforderte Drehmoment:  
Für die Maschine berechnete Drehmoment  $M_2 = 470$  Nm.

3. Erforderte Drehzahl:  
 $n_2 = 50$  upm

4. Betriebsdauer:  
16 stunden pro Tag

5. Schalthäufigkeit:  
1 Start pro Stunde

6. Antriebsselement für verbindung  
Getriebe-Maschine: Kettentrieb (Durchmesser-130 mm)  
- Von den Belastungsart Tabellen (Seite 17-18) nimmt man Belastungsart M

- Für den Schaltungszahl 1 und die Laufzeit 16 und für den passenden Belastungsart erhält man Betriebsfaktor  $f_s = 1,3$  von Tabelle auf Seite 16.

- Erforderte Leistung der angetriebene Maschine (Die an der Getriebeabtriebswelle erforderte Leistung)

$$P_2 = \frac{M_2 \times n_2}{9550} = \frac{470 \times 50}{9550} = 2,46 \text{ kW}$$



# Informazioni generali

## General Information

### Einführung

- Per le applicazioni con accoppiamento a catena il carico radiale richiesto può essere calcolato da (pagina 21):

$$F_q = \frac{2100 \times M_2}{D} = \frac{2100 \times 470}{130} = 7592 \text{ N}$$

- Il riduttore richiesto è il seguente:

$P_2 \geq 2,46 \text{ kW}$   
 $M_2 \geq 470 \text{ Nm}$   
 $fs \geq 1,3$   
 $n_2 \approx 50 \text{ giri/min.}$   
 $Fq \geq 7592 \text{ N}$

Nella tabella prestazionale

il riduttore scelto è il modello **KR373-100L/4b** (Pagina 72).

$P_2=3\text{kW} > 2,46 \text{ kW}$   
 $M_2= 555 \text{ Nm} > 470 \text{ Nm}$   
 $fs=1,5$   
 $n_2=49 \text{ giri/min.}$   
 $fq=13213 \text{ Nm} < 7592 \text{ Nm}$   
 $i=28,85$

- For chain drive application the requested radial load can be calculated from (page 21):

$$F_q = \frac{2100 \times M_2}{D} = \frac{2100 \times 470}{130} = 7592 \text{ N}$$

- The required gearbox is as follows:

$P_2 \geq 2,46 \text{ kW}$   
 $M_2 \geq 470 \text{ Nm}$   
 $fs \geq 1.3$   
 $n_2 \approx 50 \text{ rpm}$   
 $Fq \geq 7592 \text{ N}$

From the performance table,

**KR373-100L/4b** selected (Page 72).

$P_2=3\text{kW} > 2,46 \text{ kW}$   
 $M_2= 555 \text{ Nm} > 470 \text{ Nm}$   
 $fs=1,5$   
 $n_2=49 \text{ rpm}$   
 $fq=13213 \text{ Nm} < 7592 \text{ Nm}$   
 $i=28,85$

- Für Kettentrieb die erforderte Querkraft (seite 21);

$$F_q = \frac{2100 \times M_2}{D} = \frac{2100 \times 470}{130} = 7592 \text{ N}$$

- Von den oben angegebenen Berechnungen die erforderte Getriebe ist wie folgt;

$P_2 \geq 2,46 \text{ kW}$   
 $M_2 \geq 470 \text{ Nm}$   
 $fs \geq 1.3$   
 $n_2 \approx 50 \text{ U/min}$   
 $Fq \geq 7592 \text{ N}$

Von der Leistung- DrehzahlTabelle,

wurde **KR373-100L/4b** gewählt (Seite 72).

$P_2=3\text{kW} > 2,46 \text{ kW}$   
 $M_2= 555 \text{ Nm} > 470 \text{ Nm}$   
 $fs=1,5$   
 $n_2=49 \text{ U/min}$   
 $fq=13213 \text{ Nm} < 7592 \text{ Nm}$   
 $i=28,85$



# Informazioni generali

## General Information

## Einführung

### Modulo di scelta del riduttore

Settore industriale.....  
 Applicazione.....  
 Velocità di rotazione media richiesta..... giri/min.

**Potenza richiesta alla macchina azionata:**  
 -Normale..... kW  
 -Massima..... kW  
 -Minima..... kW

**Azionamento macchina:**  
 Motore CA [ ]  
 Motore CA + Inverter [ ]  
 Motore CC [ ]  
 Motore idraulico [ ]  
 Motore a pistoni con 1-3 cilindri [ ]  
 Motore a pistoni con 4-24 cilindri [ ]

**Tipo di accoppiamento motore (motori elettrici):**  
 Flangia IEC B5 [ ]  
 Flangia NEMA [ ]

Codice flangia IEC o NEMA.....

**Potenza motore:**  
 -Nominale.....kW

**Velocità di rotazione del motore:**  
 -Normale.....giri/min.  
 -Massimo.....giri/min.  
 -Minimo.....giri/min.

**Coppia motore:**  
 -Normale.....Nm  
 -Massima.....Nm  
 -Minima.....Nm

**Senso di rotazione:**  
 orario [ ] antiorario [ ] variabile [ ]

**Ore di funzionamento al giorno:**  
 <4 [ ] 4-8 [ ] 8-16 [ ] >16 [ ]

**N. di avviamenti per ciclo:**  
 0-50 [ ] 50-100 [ ] 100-200 [ ]  
 200-300 [ ] 300-500 [ ] 500-700 [ ]  
 700-1000 [ ] >1000 [ ]

Rapporto di trasmissione tra motore e riduttore.....

Coppia di avviamento richiesta.....Nm

**Coppie di picco per ora:**  
 1-5 [ ] 6-30 [ ] 31-100 [ ] >100 [ ]

**Tempo effettivo di lavoro in un ciclo (ED):**  
 %100 [ ] %80 [ ] %60 [ ] 40% [ ]  
 20% [ ]

**Altitudine:**  
 <1000 [ ] <2000 [ ] <3000 [ ]  
 <4000 [ ] <5000 [ ]

**Luogo di installazione:**  
 Locale chiuso di piccole dimensioni (w<1m/sn) [ ]  
 Locale chiuso (w<3m/sn) [ ]  
 Locali di grandi dimensioni e capannoni (w>=3m/sn) [ ]  
 All'esterno [ ]

**Condizioni ambientali:**  
 Normale [ ] Polveroso [ ] Umido [ ]  
 Corrosivo [ ] Secco [ ]

**Temperatura ambiente:**  
 Media.....°C  
 Massima.....°C  
 Minima.....°C

**Dispositivo antiritorno necessario:**  
 Sì [ ] No [ ]

**Opzioni entrata riduttore:**  
 R.. [ ] V.. [ ] N.. [ ] T.. [ ]

**Opzioni uscita riduttore:**  
 00 [ ] 01 [ ] 02 [ ] 03 [ ] 04 [ ] 05 [ ] 08 [ ]  
 0S [ ] 0E [ ]

**Posizione di montaggio:**  
 M1 [ ] M2 [ ] M3 [ ] M4 [ ] M5 [ ] M6 [ ]

**Tipo di accoppiamento albero in entrata:**  
 Giunto elastico [ ]  
 Giunto a tamburo [ ]  
 Giunto idraulico [ ]  
 Giunto rigido flangiato [ ]  
 Puleggia [ ]  
 Rocchetto e catena [ ]  
 Pignone [ ]  
 Diametro dell'elemento di raccordo.....mm  
 Carico radiale.....N  
 Distanza "u" del carico radiale.....mm  
 Carico assiale (in direzione dell'albero) .....N

**Tipo di accoppiamento albero in uscita:**  
 Giunto elastico [ ]  
 Giunto a tamburo [ ]  
 Giunto rigido flangiato [ ]  
 Puleggia [ ]  
 Rocchetto e catena [ ]  
 Pignone [ ]  
 Albero cavo con braccio di torsione [ ]  
 Giunto ad attrito con braccio di torsione [ ]  
 Diametro dell'elemento di raccordo.....mm  
 Carico radiale.....N  
 Distanza "u" del carico radiale.....mm  
 Carico assiale (in direzione dell'albero) .....N

**Assemblaggio riduttore tramite:**  
 Piede [ ] Flangia [ ] Braccio di torsione [ ]

**Caratteristiche albero in uscita:**  
 Albero pieno con scanalatura per chiave [ ]  
 Albero pieno senza scanalatura per chiave [ ]  
 Albero cavo con giunto ad attrito [ ]  
 Albero cavo [ ]  
 Albero speciale [ ]


**Caratteristiche albero in entrata:**  
 Albero pieno con scanalatura per chiave [ ]  
 Albero pieno senza scanalatura per chiave [ ]  
 Albero speciale [ ]  
 Braccio di torsione necessario Sì [ ] No [ ]

**Alimentazione elettrica:**  
 Monofase in CA [ ] Trifase in CA [ ] CC [ ]  
 Tensione.....Volt  
 Frequenza..... Hz

**Classe di protezione:**  
 IP55 [ ] IP65 [ ] Antidefl. [ ]  
 Altra classe IP.....

**Allegati:**  
 Diagramma di carico [ ]  
 Progetto [ ]  
 Dimensioni richieste [ ]  
 Specifiche tecniche [ ]

**Note:**



# Informazioni generali

## General Information

### Einführung

#### Gearbox Selection Form

Industry sector.....  
 Application.....  
 Required Average Speed..... rpm

#### Required Power on Driven Machine:

-Normal..... kW  
 -Maximum..... kW  
 -Minimum..... kW

#### Driving Machine:

AC Motor [ ]  
 AC Motor + Inverter [ ]  
 DC Motor [ ]  
 Hydraulic Motor [ ]  
 Piston Engine with 1-3 cylinders [ ]  
 Piston Engine with 4-24 cylinders [ ]

#### Motor Connection Type (Electric Motors):

IEC B5 Flange [ ]  
 NEMA Flange [ ]

IEC or NEMA Flange Code.....

#### Motor Power:

-Nominal.....kW

#### Motor Speed:

-Normal.....rpm  
 -Maximum.....rpm  
 -Minimum.....rpm

#### Motor Torque:

-Normal.....Nm  
 -Maximum.....Nm  
 -Minimum.....Nm

#### Direction of Rotation:

cw [ ] ccw [ ] variable [ ]

#### Working hours per day:

<4 [ ] 4-8 [ ] 8-16 [ ] >16 [ ]

#### Start-ups per cycle:

0-50 [ ] 50-100 [ ] 100-200 [ ]  
 200-300 [ ] 300-500 [ ] 500-700 [ ]  
 700-1000 [ ] >1000 [ ]

Transmission ratio between motor and gear unit.....

Required Start-up Torque.....Nm

#### Peak torques per hour:

1-5 [ ] 6-30 [ ] 31-100 [ ] >100 [ ]

#### Effective working time in a cycle (ED):

%100 [ ] %80 [ ] %60 [ ] 40% [ ]  
 20% [ ]

#### Altitude:

<1000 [ ] <2000 [ ] <3000 [ ]  
 <4000 [ ] <5000 [ ]

#### Mounting Place:

Small closed room (w<1m/sn) [ ]  
 Closed room (w<3m/sn) [ ]  
 Big rooms and halls (w>=3m/sn) [ ]  
 Outdoor [ ]

#### Ambient Conditions:

Normal [ ] Dusty [ ] Humid [ ]  
 Corrosive [ ] Dry [ ]

#### Ambient Temperature:

Average.....°C  
 Maximum.....°C  
 Minimum.....°C

#### Backstop Required:

Yes [ ] No [ ]

#### Gearbox input options:

R.. [ ] V.. [ ] N.. [ ] T.. [ ]

#### Gearbox output options:

00 [ ] 01 [ ] 02 [ ] 03 [ ] 04 [ ] 05 [ ] 08 [ ]  
 0S [ ] 0E [ ]

#### Mounting Position:

M1 [ ] M2 [ ] M3 [ ] M4 [ ] M5 [ ] M6 [ ]

#### Input Shaft Connection Type:

Elastic Coupling [ ]  
 Barrel Type Coupling [ ]  
 Hydraulic Coupling [ ]  
 Rigid Flange Coupling [ ]  
 Pulley [ ]  
 Chain Sprocket [ ]  
 Pinion [ ]  
 Diameter of Connection element.....mm  
 Radial Load.....N  
 "u" Distance of Radial Load.....mm  
 Axial Load (Towards Shaft) .....N

#### Output Shaft Connection Type:

Elastic Coupling [ ]  
 Barrel Type Coupling [ ]  
 Rigid Flange Coupling [ ]  
 Pulley [ ]  
 Chain Sprocket [ ]  
 Pinion [ ]  
 Parallel Shaft with Torque Arm [ ]  
 Shrink disc with Torque Arm [ ]  
 Diameter of Connection Element.....mm  
 Radial Load.....N  
 "u" Distance of Radial Load.....mm  
 Axial Load (Towards Shaft) .....N

#### Gearbox assembled by:

Foot [ ] Flange [ ] Torque Arm [ ]

#### Output Shaft Specification:

Solid Shaft with Keyway [ ]  
 Solid Shaft without Keyway [ ]  
 Parallel Shaft with Shrink Disc [ ]  
 Parallel Shaft [ ]  
 Special Shaft [ ]

#### Input Shaft Specification:

Solid Shaft with Keyway [ ]  
 Solid Shaft without Keyway [ ]  
 Special Shaft [ ]  
 Torque arm required Yes [ ] No [ ]

#### Electrical Supply:

AC-1 Phase [ ] AC-3 Phase [ ] DC [ ]  
 Voltage.....Volt  
 Frequency..... Hz

#### Protection Class:

IP55 [ ] IP65 [ ] Exproof [ ]  
 Other IP.....

#### Attachments:

Load Diagram [ ]  
 Project [ ]  
 Required Dimensions [ ]  
 Technical Specifications [ ]

#### Notes:



# Informazioni generali

## General Information

### Einführung

#### Formular für Getriebeauswahl

Industriebereich.....  
 Anwendung.....  
 Erforderliche Drehzahl.....U/min

#### Erforderliche Leistung für die Maschine:

-Normal.....kW  
 -Minimal.....kW  
 -Maximal.....kW

#### Antriebsmaschine:

AC Motor [ ]  
 AC Motor mit Frequenzumrichter [ ]  
 DC Motor [ ]  
 Hydromotor [ ]  
 Kolbenmaschinen mit 1-3 Zylinder [ ]  
 Kolbenmaschinen mit 2-4 Zylinder [ ]

#### Motorverbindungsart (Elektromotoren):

IEC B5 Flansch [ ]  
 NEMA Flansch [ ]

IEC oder NEMA Flanschcode.....

#### Motorleistung:

-Nominal.....kW

#### Motordrehzahl:

-Normal.....U/min  
 -Maximal.....U/min  
 -Minimal.....U/min

#### Motordrehmoment:

-Normal.....Nm  
 -Maximal.....Nm  
 -Minimal.....Nm

#### Drehrichtung:

in Uhrzeigersinn [ ] gegen Uhrzeigersinn [ ]  
 veränderlich [ ]

#### Betriebsdauer in Stunden pro Tag:

<4 [ ] 4-8 [ ] 8-16 [ ] >16 [ ]

#### Anzahl der Anläufe pro Stunde:

0-50 [ ] 50-100 [ ] 100-200 [ ]  
 200-300 [ ] 300-500 [ ] 500-700 [ ]  
 700-1000 [ ] >1000 [ ]

Übersetzung zwischen Motor und Antriebswelle.....

Erforderliches Anlaufmoment.....Nm

#### Häufigkeit von Lastspitzen pro Stunde:

1-5 [ ] 6-30 [ ] 31-100 [ ] >100 [ ]

#### Einschaltdauer je Stunde (ED):

%100 [ ] %80 [ ] %60 [ ] 40% [ ] %20 [ ]

#### Höhenlage über Meeresspiegel (m):

<1000 [ ] <2000 [ ] <3000 [ ]  
 <4000 [ ] <5000 [ ]

#### Betriebsort:

Kleine geschlossene Räume (w<1m/sn) [ ]  
 Geschlossene Räume (w<3m/sn) [ ]  
 Große Räume und Hallen (w>=3m/sn) [ ]  
 im Freien [ ]

#### Umgebungsbedingungen:

Normal [ ] Staubig [ ] Feucht [ ]  
 Korrodierend [ ] Trocken [ ] Verklebend [ ]

#### Umgebungstemperatur:

Mittelwert.....°C  
 Maximal.....°C  
 Minimal.....°C

#### Rücklauf Sperre erforderlich:

Ja [ ] Nein [ ]

#### Getriebeeingangsvarianten:

R.[ ] V.[ ] N.[ ] T.[ ]

#### Getriebeausgangsvarianten:

00 [ ] 01 [ ] 02 [ ] 03 [ ] 04 [ ] 05 [ ] 08 [ ]  
 0S [ ] 0E [ ]

#### Montageposition:

M1 [ ] M2 [ ] M3 [ ] M4 [ ] M5 [ ] M6 [ ]

#### Antriebswellenanschluss:

Elastische Kupplung [ ]  
 Trommelkupplung [ ]  
 Hydrokupplung [ ]  
 Starre Flanschkupplung [ ]  
 Riementrieb [ ]  
 Kettenrad [ ]  
 Ritzel [ ]  
 Durchmesser von Anschlusselement.....mm  
 Querkraft.....N  
 "u" Abstand von der Wellenschulter.....mm  
 Axialkraft (in Richtung der Welle +) .....N

#### Abtriebswellenanschluss:

Elastische Kupplung [ ]  
 Trommelkupplung [ ]  
 Starre Flanschkupplung [ ]  
 Riementrieb [ ]  
 Kettenrad [ ]  
 Ritzel [ ]  
 Hohlwelle mit Drehmomentstütze [ ]  
 Schrumpfscheibe mit Drehmomentstütze [ ]  
 Durchmesser von Anschlusselement.....mm  
 Querkraft.....N  
 "u" Abstand von der Wellenschulter.....mm  
 Axialkraft (in Richtung der Welle +) .....N

#### Montage zur Getriebegehäuse mit:

Fuß [ ] Flansch [ ] Drehmomentstütze [ ]

#### Eigenschaften der Abtriebswelle:

Vollwelle mit Passfeder [ ]  
 Vollwelle ohne Passfeder [ ]  
 Hohlwelle mit Schrumpfscheibe [ ]  
 Hohlwelle [ ]  
 Sonderwelle [ ]

#### Eigenschaften der Antriebswelle:

Vollwelle mit Paßfeder [ ]  
 Vollwelle ohne Paßfeder [ ]  
 Sonderwelle [ ]  
 Drehmomentstütze erforderlich Ja [ ] Nein [ ]

#### Spannungsversorgung:

AC-1 phasig [ ] AC-3 phasig [ ] DC [ ]  
 Spannung.....Volt  
 Frequenz.....Hz

#### Schutzart:

IP55 [ ] IP65 [ ] Exproof [ ]  
 Andere IP.....

#### Anhang:

Lastdiagramm [ ]  
 Projekt [ ]  
 Erforderliche Abmessungen [ ]  
 Technische Spezifikationen [ ]

#### Andere Merkmale:





# Informazioni generali

## General Information

### Einführung

#### Lubrificazione

Affinché il regolatore possa lavorare nelle condizioni migliori e il più a lungo possibile bisogna utilizzare il tipo di lubrificante adeguato e sostituirlo con regolarità.

Quando si sceglie l'olio da utilizzare è importante tener conto di fattori quali la velocità di rotazione, la temperatura ambiente, la temperatura dell'olio nel riduttore, le condizioni di lavoro e la durata che ci si aspetta dal lubrificante. Tutti gli apparecchi vengono riempiti di olio lubrificante prima di essere spediti. Se il riduttore deve essere stoccato in magazzino per lungo tempo o prima di metterlo in funzione rimuovere il tappo superiore (a seconda della posizione di lavoro) e sostituirlo con il tappo di sfiato supplementare fornito a corredo. Questo evita che si crei sovrappressione nell'apparecchio, con conseguenti perdite di olio.

L'olio lubrificante per la linea standard è specificato nella tabella a pagina seguente relativa ai lubrificanti standard. Verificare sulla targhetta apposta direttamente sul riduttore qual è il tipo di olio da utilizzare per lo specifico riduttore. I riduttori montati su piedini e quelli montati con flangia vengono riempiti con olio adatto per la posizione di montaggio M1. Se la posizione di montaggio è diversa, fare riferimento alla tabella nelle pagine seguenti. Per condizioni di lavoro particolari vi invitiamo a contattarci.

Se il lubrificante è di tipo minerale va sostituito ogni 10.000 ore di servizio, se invece è di tipo sintetico ogni 20.000 ore. In presenza di condizioni di lavoro estremamente gravose (p.es. forti escursioni termiche, alto tasso di umidità) si consiglia di ridurre i tempi tra una sostituzione e l'altra. L'olio minerale e quello sintetico non devono essere mischiati. Quando si procede alla sostituzione dell'olio lubrificante si consiglia di effettuare anche una pulizia completa. La sostituzione dell'olio è bene venga fatta al termine di una fase di lavoro perché, in queste condizioni, l'olio è caldo e le impurità sono in sospensione. La regolare sostituzione dell'olio permette al riduttore di lavorare con risultati migliori e all'olio di defluire facilmente.

#### Lubrication

*To work in perfect condition and ensure gearbox long life, the lubricant must be chosen correctly and changed in time.*

*When selecting the oil it is important to consider speed, ambient temperature, gearbox oil temperature, working conditions and the life required from the lubricant. All units are filled with lubricant before shipping. Before the gearbox is stored for a long time or before starting up, the top plug (according to the working position) must be removed and the extra vent plug must be replaced. This prevents excessive pressure which causes oil leakages.*

*The lubricant for the standard line is shown on the table on next page for standard fillings. Please look at the label of your gear unit to check the oil type for filling the gear unit. The foot mounting gearboxes and flange mounted gearboxes are filled for M1 mounting position.. For other mounting positions please refer to the table given on the next pages. For special working conditions please contact us.*

*The mineral lubricant should be changed every 10.000 service hours and the synthetic lubricant should be changed every 20.000 working hours. If the operation conditions are very heavy (e.g. high temperature differences, high humidity) shorter intervals between changes are recommended. Mineral and synthetic oils must not be mixed up. When changing the lubricant a complete cleaning is recommended. The oil change should be done after a working period. Because oil in this condition is hot and the impurities are mixed with it. If oil is changed the unit will work with better results and the oil will drain easily.*

#### Schmierung

Um eine lange Lebensdauer zu gewährleisten muss der Schmierstoff richtig ausgewählt werden.

Für die richtige Ölauswahl müssen Drehzahl, Umgebungstemperatur, Belastungsart und Lebensdauer des Öls berücksichtigt werden. Die mitgelieferte Entlüftungsschraube ist vor Inbetriebnahme oder längeren Lagern gegen die Einfüllschraube auszutauschen, um einen Überdruck im Getriebe und damit eine Undichtigkeit des Getriebes zu vermeiden. Getriebe und Getriebemotoren sind bei Auslieferung betriebsfertig gefüllt.

Ohne besondere Bestellangaben werden die Getriebe grundsätzlich mit den auf der folgenden Seite in der grau unterlegten Spalte angegebenen Schmierstoffen gefüllt. Bitte im Getriebe verwendetes Öl von dem Namenschild ablesen. Die fußbefestigten Getriebe sind befüllt für Bauform und die flanschbefestigten Getriebe für Bauform M1. Für andere Bauformen sind die auf der nächsten Seite angegebenen Füllmengen zu beachten.

Ein Schmierstoffwechsel sollte alle 10.000 Betriebsstunden durchgeführt werden. Für synthetische Produkte verdoppeln sich diese Fristen. Bei extremen Betriebsbedingungen, z.B. hohe Luftfeuchtigkeit, aggressiver Umgebung und hohen Temperatur-schwankungen sind kürzere Schmierstoffintervalle vorteilhaft. Es ist empfehlenswert, dem Schmierstoffwechsel mit einer gründlichen Reinigung des Getriebes zu verbinden. Synthetische und mineralische Schmierstoffe dürfen nicht miteinander vermischt werden. Das Ablassen des Öls soll unmittelbar nach dem Stillsetzen erfolgen, solange das Öl noch warm ist. In dieser Zustand ist das Öl mit den Schmutzpartikeln vermengt, so dass eine Entfernung des Altolts eine gute Reinigung garantiert.



## Informazioni generali General Information Einführung

### Vaso di espansione / Expansion Tank for M4 Mounting Position / Ölausgleichsbehälter für M4 Bauform

Come si può vedere nel disegno tecnico di seguito, per i riduttori con posizione di montaggio M4 (montaggio posizioni p. 34), il livello dell'olio deve essere sufficientemente alto per consentire la corretta lubrificazione del pignone superiore; questo potrebbe causare perdite di olio dal tappo sfiato a causa della formazione di schiuma e l'aumento del volume d'olio nei motoriduttori con rapporti inferiori a 20.

Brevini Power Transmission, consiglia vivamente di utilizzare un vaso di espansione per posizione di montaggio M4 per riduttori K57, K67, K77 e K87 con rapporti totali (i) inferiore a 20, per evitare questo tipo di problematiche. Si possono trovare le dimensioni raccomandate di vasi di espansione al di sotto.

Ogni qualvolta il rapporto totale (i) è inferiore a 20 e la velocità di ingresso è superiore a 1800 giri al minuto, si consiglia di utilizzare il vaso di espansione per tutte le dimensioni del riduttore per posizione di montaggio M4.

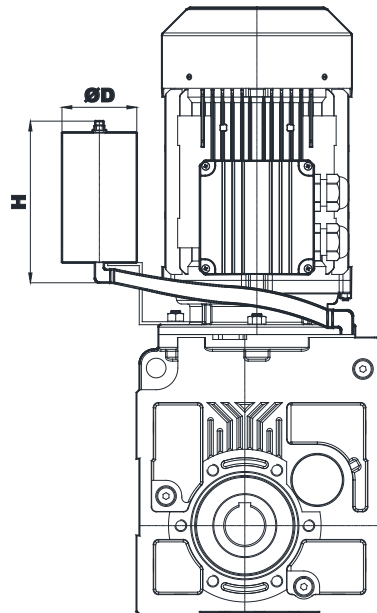
As you can see at the technical drawing below, for gear units with **M4** (mounting positions p. 34) mounting position, oil level is very high for proper lubrication of upper pinion gear and this leads to oil leakage from venting plug, because of foaming and expansion of oil at geared motors with ratios below 20.

We ; Brevini Power Transmission, strongly recommend using expansion tank for **M4** mounting position for gear units K57, K67, K77 and K87 with total ratios (i) below 20, to prevent this. You can find the recommended dimensions of expansion tanks below. If your gear units total ratio (i) is below 20 and input speed is higher than 1800 rpm we recommend using of expansion tank for all gear unit sizes for **M4** mounting position.


Wie in der folgenden technischen Zeichnung dargestellt ist, sollte der Ölstand auf der gleichen Höhe der ersten Getriebestufe sein, um eine ausreichende Schmierung des oberen Zahnrads bei der **M4** Bauform (s. Seite 34) sicher zu stellen. Aufgrund dieses hohen Ölstands bildet sich Ölschaum aus, welcher aus der Entlüftungsschraube austritt.

Um das verhindern zu müssen, empfiehlt Brevini Power Transmission bei allen K-Serie Getrieben ab Getriebebaugröße K57 mit niedrigen Übersetzungen ( $i < 20$ ) einen Ölausgleichsbehälter bei der **M4** Bauform einzusetzen. Die empfohlenen Dimensionen des Ölausgleichsbehälters sind in der unteren Tabelle angegeben.

Bei Getrieben mit Übersetzungen ( $i < 20$ ) und bei Motor-Eingangsdrehzahlen  $> 1800 \text{ min}^{-1}$  empfiehlt Brevini Power Transmission einen Ölausgleichsbehälter unabhängig von der Getriebebaugröße einzusetzen.



Dimension of the housing	Expansion tank	D [mm]	H [mm]	Weight [kg]
K57..	G1	100	150	4
K67.. , K77..	G2	150	250	5
K87..	G3	180	400	9




# Informazioni generali

## General Information

### Einführung

#### Tipi di olio / Oil Types / Schmierstoffe

Lubrificante Lubricant Art des Schmierers	DIN 51517-3	Temp. ambiente [°C] Ambient Temp. [°C] Umgebungstemp. [°C]	ISO VG	Aral	Beyond Petroleum	Castrol	Klüber Lubrication	Mobil	Shell	Total
		Lubrificazione per immersione Dip Lubrication Tauchschnier.								
Olio minerale Mineral Oil Mineralöl	CLP	0 ... +50	680	Degol BG 680	Energol GR-XP 680	Alpha SP 680	Klüberoil GEM 1-680 N	Mobilgear XMP 680	Omala 680	Carter EP 680
		-5 ... +45	460	Degol BG 460	Energol GR-XP 460	Alpha SP 460	Klüberoil GEM 1-460 N	Mobilgear XMP 460	Omala F460	Carter EP 460
		-10 ... +40	320	Degol BG 320	Energol GR-XP 320	Alpha SP 320	Klüberoil GEM 1-320 N	Mobilgear XMP 320	Omala F320	Carter EP 320
		-15 ... +30	220	Degol BG 220	Energol GR-XP 220	Alpha SP 220	Klüberoil GEM 1-220 N	Mobilgear XMP 220	Omala F220	Carter EP 220
		-20 ... +20	150	Degol BG 150	Energol GR-XP 150	Alpha SP 150	Klüberoil GEM 1-150 N	Mobilgear XMP 150	Omala 150	Carter EP 150
		-25 ... +10	100	Degol BG 100	Energol GR-XP 100	Alpha SP 100	Klüberoil GEM 1-100 N	Mobilgear XP 100	Omala 100	Carter EP 100
Olio sintetico Synthetic Oil Synthetisches Öl	CLP PG	-10 ... +60	680	Degol GS 680	Energyn SG-XP 680	-	Klübersynth GH 6 -680	Mobil Glygoyle 680	Tivela S 680	Carter SY 680
		-20 ... +50	460	Degol GS 460	Energyn SG-XP 460	Aphasyn PG 460	Klübersynth GH 6 -460	Mobil Glygoyle 460	Tivela S 460	Carter SY 460
		-25 ... +40	320	Degol GS 320	Energyn SG-XP 320	Aphasyn PG 320	Klübersynth GH 6 -320	Mobil Glygoyle 320	Tivela S 320	Carter SY 320
		-30 ... +30	220	Degol GS 220	Energyn SG-XP 220	Aphasyn PG 220	Klübersynth GH 6 -220	Mobil Glygoyle 30	Tivela S 220	Carter SY 220
		-35 ... +20	150	Degol GS 150	Energyn SG-XP 150	Aphasyn PG 150	Klübersynth GH 6 -150	Mobil Glygoyle 22	Tivela S 150	Carter SY 150
		-40 ... +10	100	-	-	-	Klübersynth GH 6 -100	Mobil Glygoyle 100	-	-
	CLP HC	-10 ... +60	680	-	-	-	Klübersynth GEM 4-680 N	Mobilgear SHC Gear 680	-	Carter SH 680
		-20 ... +50	460	Degol PAS 460	Energyn EP-XF 460	Alphasyn T 460	Klübersynth GEM 4-460 N	Mobilgear SHC Gear 460	Omala HD 460	Carter SH 460
		-25 ... +40	320	Degol PAS 320	Energyn EP-XF 320	Alphasyn T 320	Klübersynth GEM 4-320 N	Mobilgear SHC Gear 320	Omala HD 320	Carter SH 320
		-30 ... +30	220	Degol PAS 220	Energyn EP-XF 220	Alphasyn T 220	Klübersynth GEM 4-220 N	Mobilgear SHC Gear 220	Omala HD 220	Carter SH 220
		-35 ... +20	150	Degol PAS 150	Energyn EP-XF 150	Alphasyn T 150	Klübersynth GEM 4-150 N	Mobilgear SHC Gear 150	Omala HD 150	Carter SH 150
		-40 ... +10	100	-	-	-	Klübersynth GEM 4-100 N	Mobil SHC 627	-	-
Olio alimentare Food Grade Oil Lebensmittelöl	CLP NSF H1	-15 ... +25	320	-	-	Optileb GT 320	Klüberoil 4 UH1-320 N	Mobil SHC Cibus 320	Cassida Fluid GL-320	Nevastane SL 320
Olio biodegradabile Biodegradable Oil Biologisch abbaubares Öl	CLP E	-25 ... +40	320	-	-	Tribol BioTop 1418-320	Klübersynth GEM 2-320	-	-	Carter Bio 320
Grasso minerale [ temperatura di esercizio -20 .... +120°C] Mineral Grease [-20 .... +120 Working Temperature °C] Mineral-Fett [-20 .... +120 Betriebstemperatur °C]				Aralub HL3	Energrease LS 3	Spheerol AP3	Centplex 2 EP	Mobilux EP 3	Alvania RL3	Multis Complex EP 2
Grasso sintetico [ temperatura di esercizio -30 .... +100°C] Synthetic Grease [-30 .... +100 Working Temperature °C] Synthetisches Fett [-30 .... +100 Betriebstemperatur °C]				-	Energrease SY 2202	-	Petamo GHY 133 N	Mobiltemp SHC 100	Cassida RLS 2	Multis Complex SHD 220

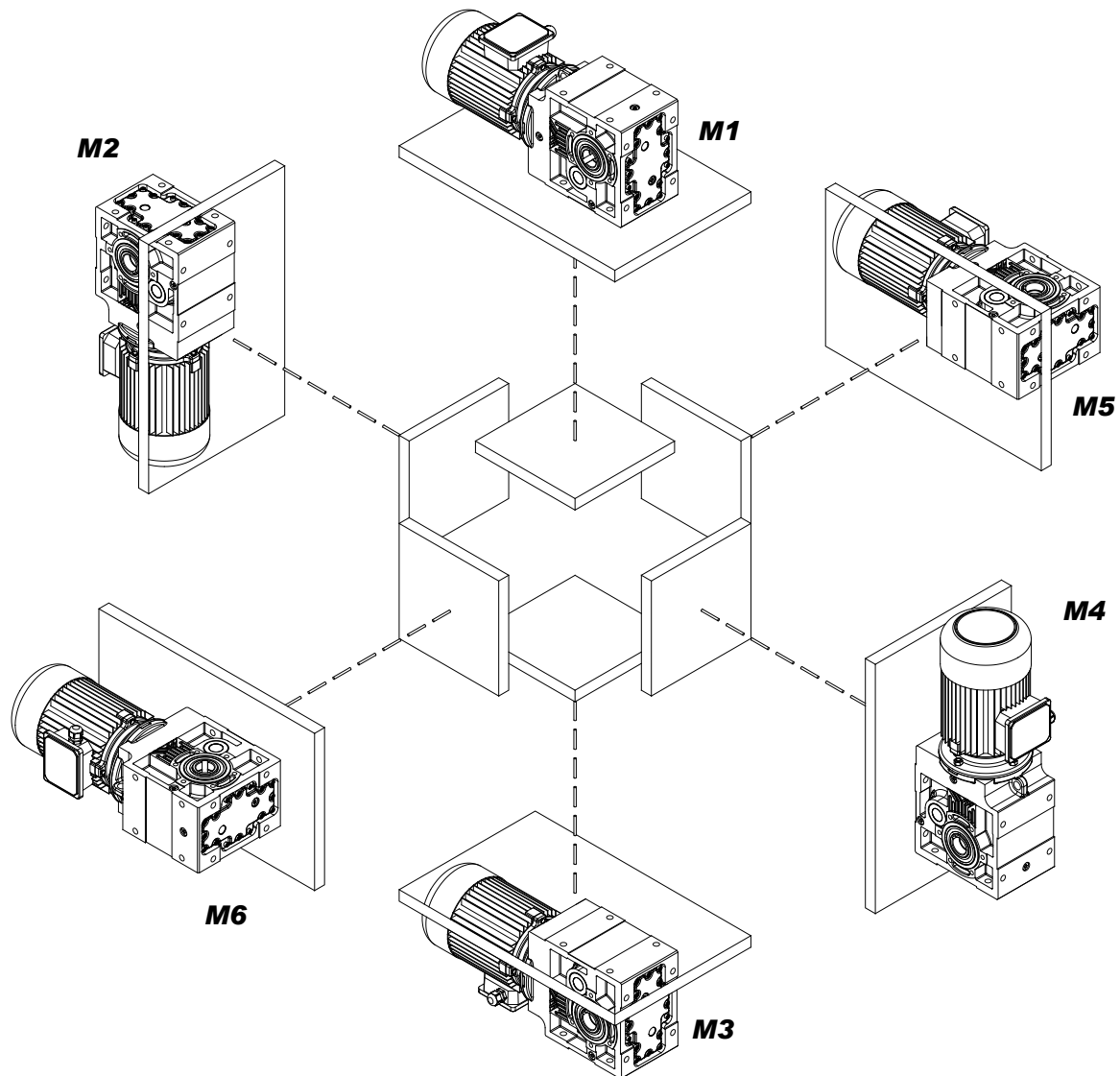


# Informazioni generali

## General Information

### Einführung

Posizioni di montaggio / Mounting Positions / Bauformen



Le posizioni di montaggio M1 a M6 ipotizzate sono raffigurate come riferimento della posizione direzionale del riduttore. Le superfici di montaggio non sono vincolanti.

The supposed mounting positions of M1 to M6 are determined as reference of directional position of the gearbox. Mounting surfaces are not binding.

Dargestellte Montagepositionen M1 bis M6 wurden nach der Stehrichtung von Getriebe bestimmt. Montageoberflächen sind unverbindlich.

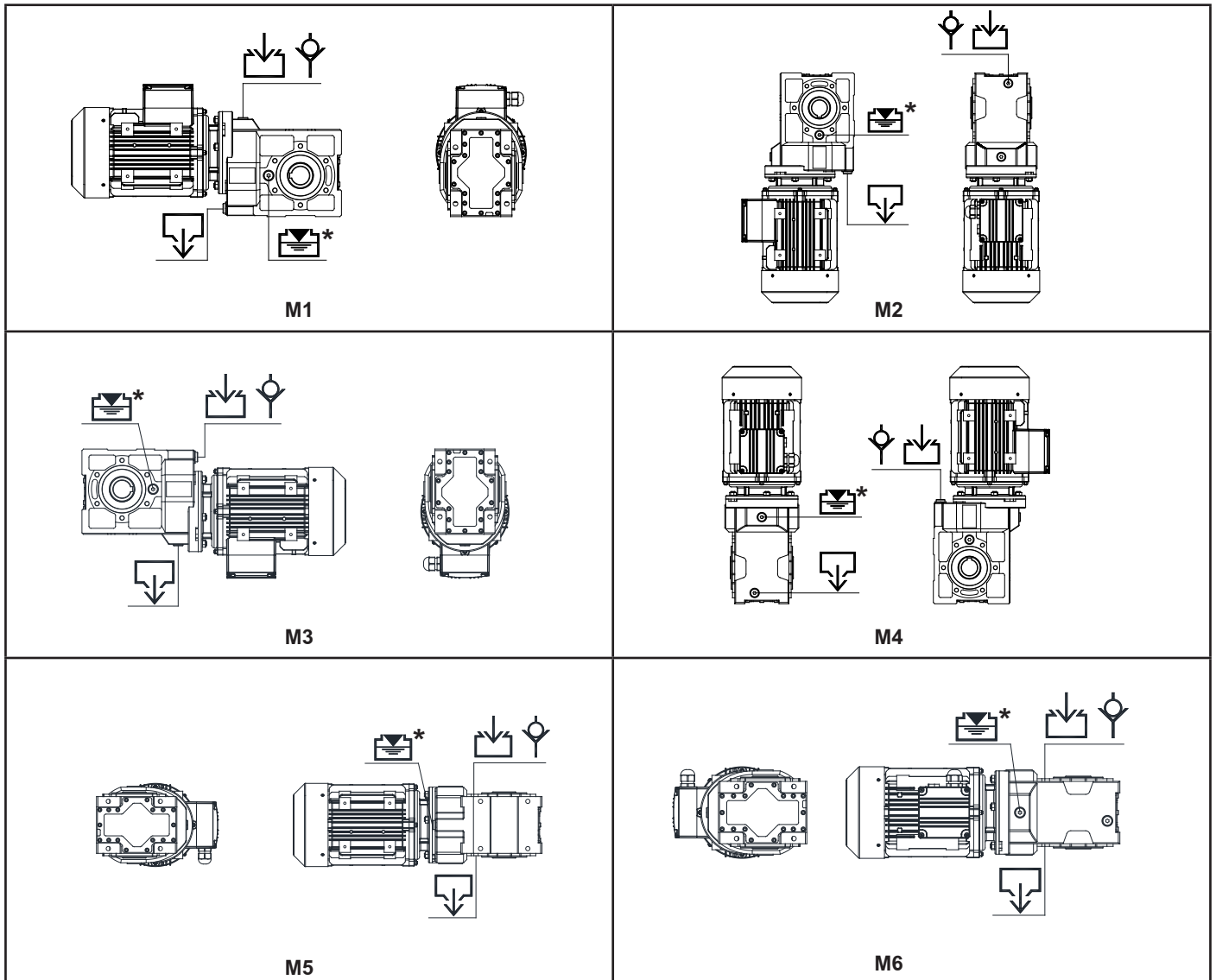


# Informazioni generali

## General Information

### Einführung

**K.00. - K.20. Tappi di livello olio per riduttori ad assi ortogonali bi-/tristadio**  
**K.00. - K.20. Two - Three Stage Helical-Bevel Geared Motor Oil Level Plugs**  
**K.00. - K.20. Zwei-Dreistufig Stirn-Kegelradgetriebe Ölverschlußschrauben**



\*: Questo tappo non è presente nei tipi K002 e K003. Fare riferimento alle quantità di olio.

\*: For K002 and K003 this plug does not exist. Please refer to oil quantities.

\*: Bei K002 und K003 existiert dieser Ölstandschaube nicht. Bitte nach Ölmenge füllen.

**Quantità di olio (l) / Oil Quantities (lt) / Ölmenge (liter)**

Tipo / Type / Typ	M1	M2	M3	M4	M5	M6
K.002	0,3	0,6	0,5	0,8	0,65	0,65
K.003	0,3	0,6	0,5	0,8	0,65	0,65
K.102	0,55	0,8	0,85	1,1	0,8	0,8
K.103	0,5	0,7	0,8	1	0,8	0,8
K.202	1	1,35	1,5	1,7	1,4	1,4
K.203	0,9	1,25	1,4	1,6	1,3	1,3

**Simboli :**  : Tappo di riempimento  
**Symbols :**  : Oil Filling  
**Symbole :**  : Ölfüllung  
**Simboli :**  : Tappo di scarico  
**Symbols :**  : Drain plug  
**Symbole :**  : Ölauslass  
**Simboli :**  : Livello olio  
**Symbols :**  : Oil level  
**Symbole :**  : Ölstand  
**Simboli :**  : Tappo sfiato  
**Symbols :**  : Vent plug  
**Symbole :**  : Entlüftungsschraube



# Informazioni generali

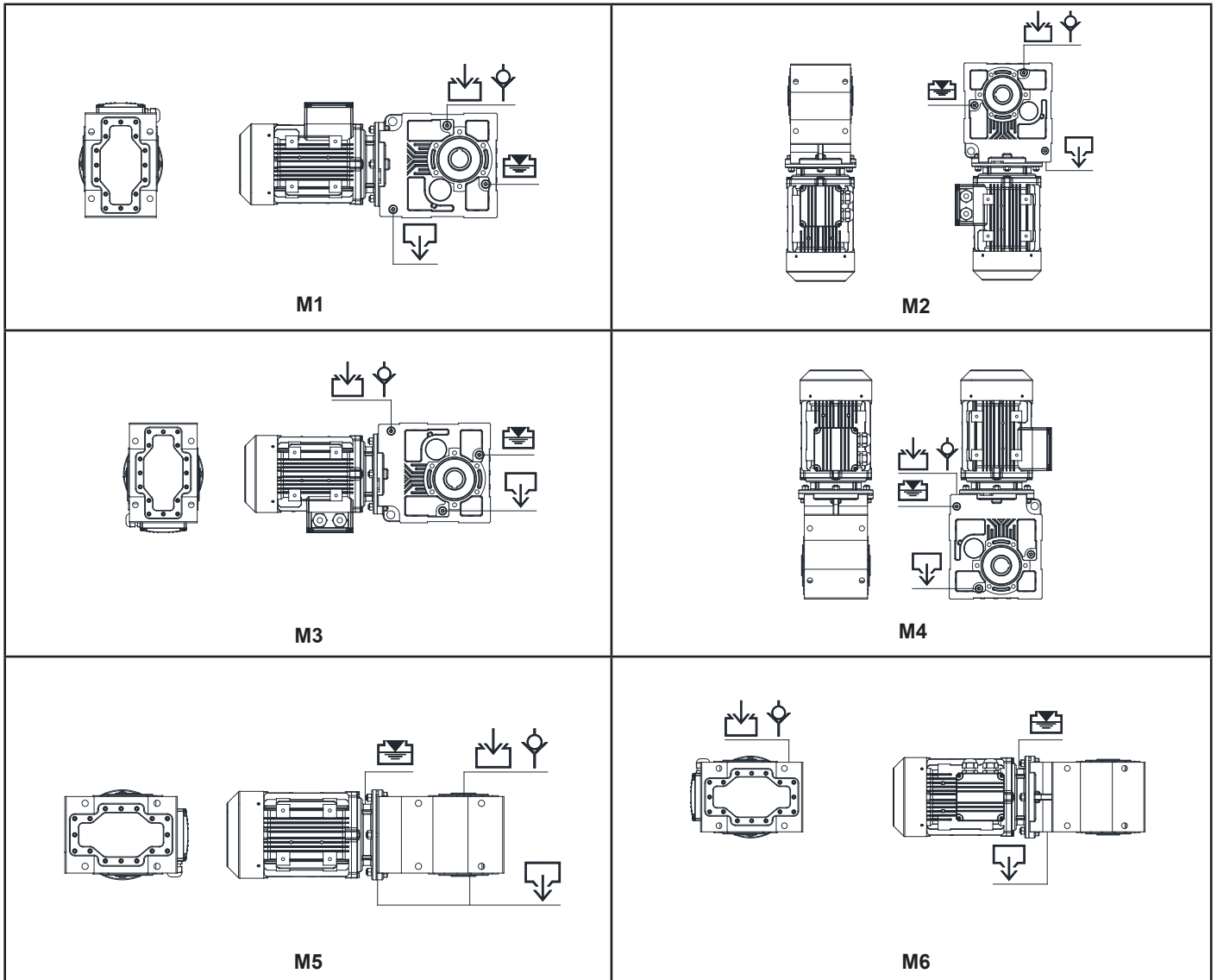
## General Information

### Einführung

#### K.273 - K.873 Tappi di livello olio per riduttori ad assi ortogonali tristadio

K.273 - K.873 Three Stage Helical-Bevel Geared Motor Oil Level Plugs


K.273 - K.873 Dreistufig Stirn-Kegelradgetriebe Ölverschlußschrauben



Quantità di olio (l) / Oil Quantities (lt) / Ölmengen (liter)

Tipo / Type / Typ	M1	M2	M3	M4	M5	M6
K.273	0,8	1,8	2,2	2,3	1,4	1,5
K.373	1,4	3,3	3,4	4,0	1,9	2,2
K.473	2,7	5,9	6,5	7,8	4,0	4,5
K.573	4,1	9,0	9,7	11,5	5,5	6,6
K.673	8,7	16,3	18,0	22,5	11,7	13,2
K.773	13,0	25,0	27,0	35,0	20,0	20,0
K.873	27,0	45,0	42,0	63,0	38,0	38,0

**Simboli** :  : Tappo di riempimento  
**Symbols** :  : Tappo di scarico  
**Symbolle** :  : Livello olio  
 : Tappo sfiato  
 : Oil Filling  
 : Drain plug  
 : Ölstand  
 : Vent plug  
 : Ölfüllung  
 : Ölauslass  
 : Ölstand  
 : Entlüftungsschraube

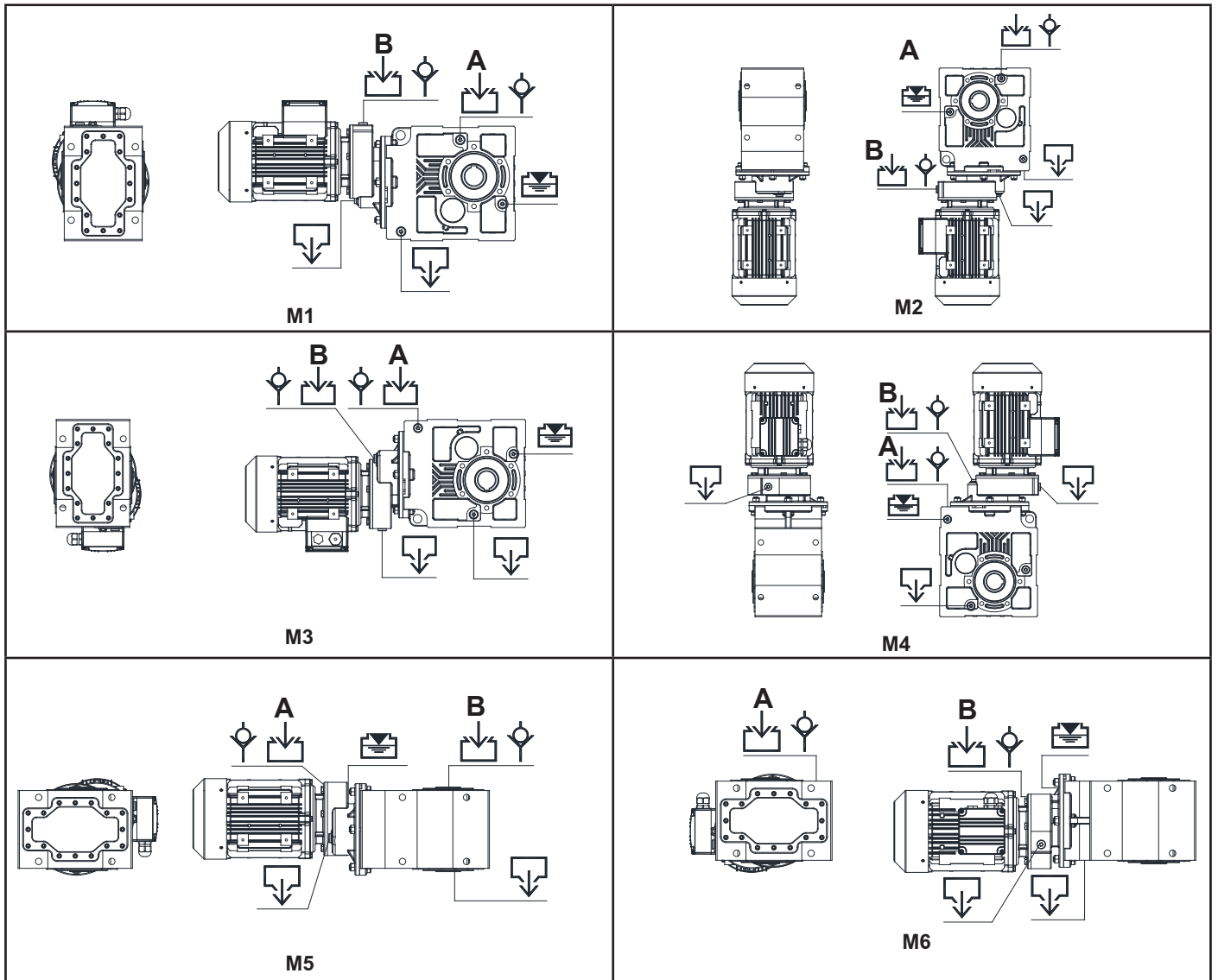


# Informazioni generali

## General Information

### Einführung


**K.374 - K.874 Tappi di livello olio per riduttori ad assi ortogonali a quattro stadi**  
**K.374 - K.874 Four Stage Reduction Helical-Bevel Geared Motor Oil Level Plugs**  
**K.374 - K.874 Vierstufig Stirn-Kegelradgetriebe Ölverschlußsschrauben**



Quantità di olio (l) / Oil Quantities (lt) / Ölmengen (liter)

Tipo / Type / Typ	M1 A / B	M2 A / B	M3 A / B	M4 A / B	M5 A / B	M6 A / B
<b>K.374</b>	2,1 / 0,25	3,3 / 0,7	3,2 / 0,25	3,7 / 0,25	2,4 / 0,25	2,8 / 0,25
<b>K.474</b>	5,0 / 0,4	6,5 / 1,5	6,0 / 0,4	7,0 / 0,4	4,8 / 0,4	5,5 / 0,4
<b>K.574</b>	6,5 / 0,5	9,5 / 1,5	9,5 / 0,5	10,0 / 0,5	7,5 / 0,5	8,0 / 0,5
<b>K.674</b>	15,0 / 0,9	19,0 / 4,0	19,0 / 0,9	20,5 / 0,9	18,0 / 0,9	17,0 / 1,0
<b>K.774</b>	21,0 / 1,0	29,0 / 4,0	29,0 / 1,0	34,0 / 1,0	25,0 / 1,0	21,0 / 1,0
<b>K.874</b>	37,0 / 2,15	50,0 / 4,0	50,0 / 2,15	60,0 / 2,15	45,0 / 2,15	39,0 / 2,15

**Simboli** :  : Tappo di riempimento  
**Symbols** :  : Tappo di scarico  
**Symbole** :  : Livello olio  
 : Tappo sfiato  
 : Ölfüllung  
 : Ölauslass  
 : Ölstand  
 : Entlüftungsschraube

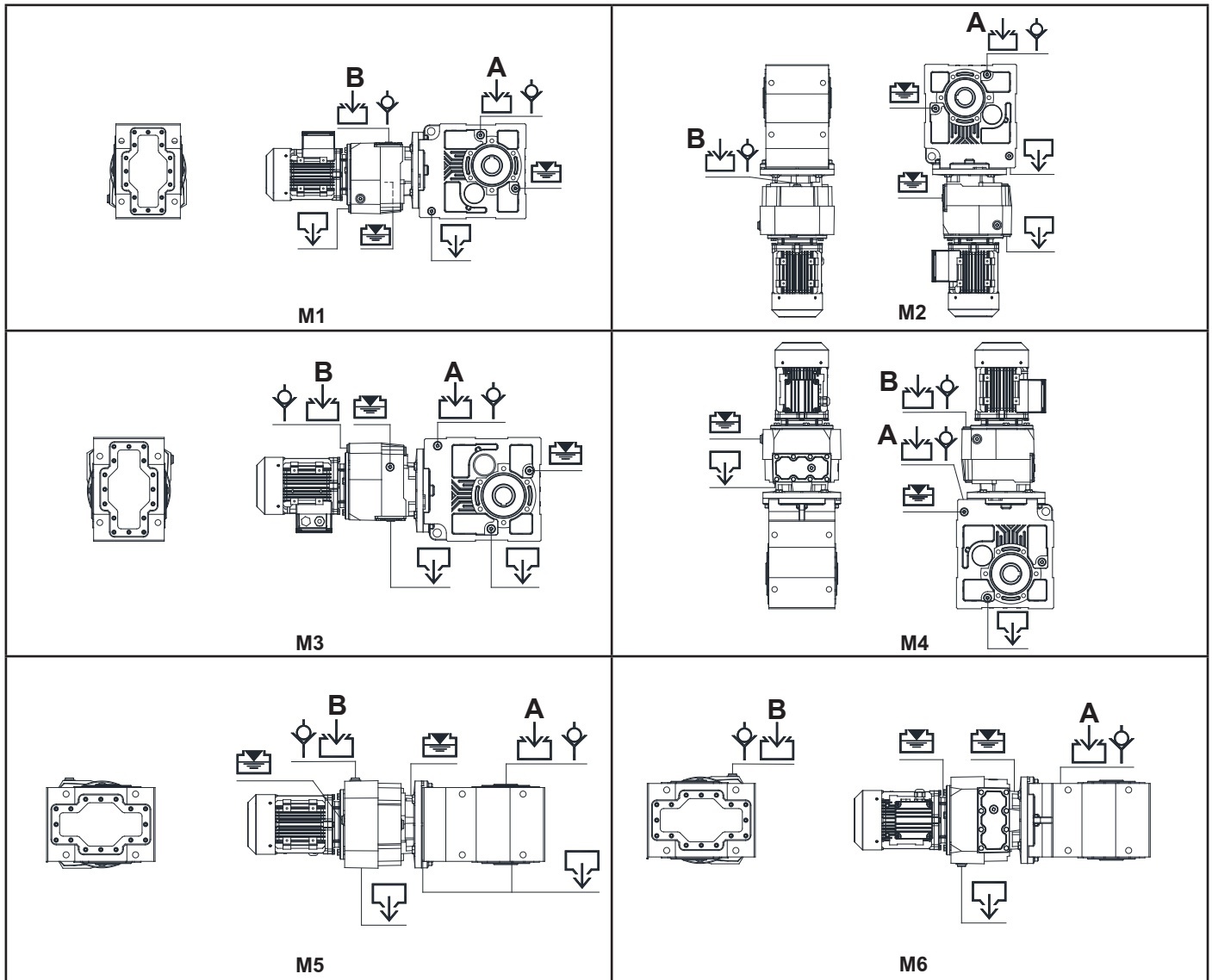


# Informazioni generali

## General Information

### Einführung

**K.27. - K.87. Tappi di livello olio per riduttori ad assi ortogonali a cinque-sei stadi**  
*K.27. - K.87. Five-Six Stage Helical-Bevel Geared Motor Oil Level Plugs*  
*K.27. - K.87. Fünf-Sechsstufig Stirn-Kegelradgetriebe Ölverschlußschrauben*



Quantità di olio (l) / Oil Quantities (lt) / Ölmengen (liter)

Tipo / Type / Typ	M1 A / B	M2 A / B	M3 A / B	M4 A / B	M5 A / B	M6 A / B
<b>K.275-276</b>	1,3 / 0,4	2,0/0,4	2,0 / 0,4	2,1 / 0,4	1,3 / 0,4	1,5 / 0,4
<b>K.375-376</b>	2,10 / 0,7	3,3 / 0,85	3,2 / 0,7	3,7 / 0,7	2,8 / 0,7	2,4 / 0,7
<b>K.475-476</b>	5 / 1,2	6,5 / 1,9	6,0 / 1,2	7,0 / 1,2	5,5 / 1,2	4,8 / 1,2
<b>K.575-576</b>	6,5 / 1,2	9,5 / 1,75	9,5 / 1,2	10,0 / 1,2	8,0 / 1,2	7,5 / 1,2
<b>K.675-676</b>	15,0 / 2,0	19,0 / 3,1	19,0 / 2,0	20,5 / 2,0	17,0 / 2,0	18,0 / 2,0
<b>K.775-776</b>	21 / 2,0	31,0 / 3,1	29,0 / 2,0	34,0 / 2,0	21,0 / 2,0	25,0 / 2,0
<b>K.875-876</b>	37,0 / 2,0	50,0 / 3,1	50,0 / 2,0	60,0 / 2,0	39,0 / 2,0	45,0 / 2,0

**Simboli** :  : Tappo di riempimento  
**Symbols** :  : Tappo di scarico  
**Symbole** :  : Livello olio  
 : Tappo sfiato  
 : Ölfüllung  
 : Ölauslass  
 : Ölstand  
 : Entlüftungsschraube





# Informazioni generali

## General Information

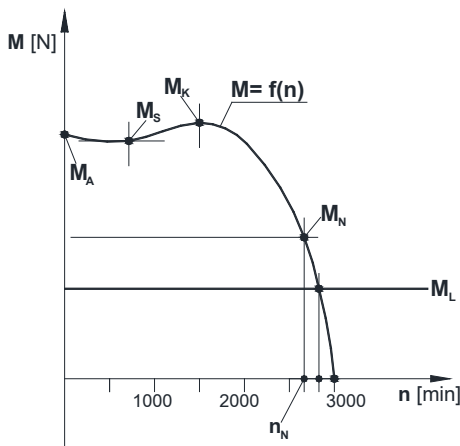
### Einführung

#### MOTORI

##### Motori CA

##### a- Caratteristiche generali:

Grazie alla sua semplicità di costruzione, al fatto che non necessita di manutenzione, alla sua buona affidabilità e al prezzo interessante, il motore trifase a gabbia di scoiattolo è uno dei motori elettrici maggiormente utilizzati. Il comportamento di un motore trifase a gabbia di scoiattolo durante il funzionamento è rappresentato dalla curva caratteristica coppia-velocità. La figura qui sotto ne mostra un esempio.



Il motore segue questa coppia caratteristica finché non raggiunge il punto di stabilizzazione ogni volta che viene acceso. Il punto di funzionamento è il punto in cui la curva della velocità istantanea interseca la linea della coppia di carico  $M_L$ .

Il campo magnetico all'interno dello statore ruota a una velocità sincrona  $n_s$ . Lo sfasamento di ciascun polo è di  $120^\circ$  nei motori trifase.

$$n_s = 120 \times \frac{f}{p_s}$$

$f$ .....: frequenza di alimentazione [Hz]

$p_s$ .....: numero dei poli dello statore

Attivato dal campo magnetico alternato presente al suo interno, il rotore inizia a ruotare nella stessa direzione seguita dal flusso nello statore e cerca di mettersi alla pari del flusso rotante. Il rotore non raggiunge mai il campo statorico. Il rotore avanza a una velocità inferiore a quella del campo statorico. Questa velocità è nota come velocità base  $n_N$ .

Una diminuzione del carico porterà il rotore ad accelerare o a ridurre lo scorrimento. Lo scorrimento è definito come segue:

$$s = \frac{n_s - n_N}{n_s} \times 100$$

A seconda dello scorrimento, i valori nominali del motore elettrico possono modificarsi come segue:

- Scorrimento  $s$  .....:  $\pm 20\%$
- Corrente di avviamento.....:  $\pm 20\%$
- Coppia di avviamento .....:  $-15 / +25\%$
- Momento di inerzia.....:  $\pm 10\%$
- Rendimento (fino a 37 kW).....:  $-0,15 (1-\eta)$

#### MOTORS

##### AC Motors

##### a- General Specifications:

*Due to its simple and maintenance free construction, good reliability and price, the three phase squirrel cage motor is one of the most frequently employed electric motors. The operating behavior of a three phase squirrel cage motor is described by the torque-speed characteristic curve. An example is shown below.*

$M_A$ : Coppia di avviamento / Starting torque / Anlaufmoment

$M_S$ : Coppia d'insellamento / Pull-up torque / Anziehungsmoment

$M_K$ : Coppia massima / Pull-out torque / Bremsmoment

$M_N$ : Coppia nominale motore / Motor rated torque / Treibmoment

$M_L$ : Coppia di carico / Load torque / Lastmoment

*The motor follows this torque characteristics up to its stable operating point every time, when it is switched on. Operating point is that point, where the moment speed curve intersects with load torque  $M_L$  line.*

*The magnetic field in the stator rotates at a synchronous speed  $n_s$ . Phase shift of each pole is  $120^\circ$  at 3 phase motors.*

$$n_s = 120 \times \frac{f}{p_s}$$

$f$ .....: supply frequency [Hz]

$p_s$ .....: number of stator poles

*Because of the alternating magnetic field in the rotor, the rotor starts working in the same direction of the stator flux and tries to catch up with the rotating flux. The rotor never catches up the stator field. The rotor runs slower than the speed of the stator field. This speed is known as the base speed  $n_N$ .*

*A decrease in load will cause the rotor to speed up or decrease slip. The slip is defined as follows:*

$$s = \frac{n_s - n_N}{n_s} \times 100$$

*According to the slip, the nominal values of the electric motor can alter as follows:*

- Slip  $s$ .....:  $\pm 20\%$
- Start-up current.....:  $\pm 20\%$
- Start-up torque .....:  $-15 / +25\%$
- Moment of inertia .....:  $\pm 10\%$
- Efficiency (up to 37 kW).....:  $-0,15 (1-\eta)$

#### MOTOREN

##### Drehstrommotoren:

##### a- Allgemeine Eigenschaften

Wegen die wartungsarme und leichte Konstruktion, hohe Sicherheit bei Nutzung und günstige Preise werden die asynchrone Drehstrommotoren am meisten benutzt. Motoranlaufverhalten wird mit Moment-Drehzahl-Kurve charakterisiert. Ein Beispiel ist unten angegeben.

Der Drehstrommotor läuft diese Kurve bei jeder Anlauf, bis dem stabilen Betriebspunkt erreicht wird. Betriebspunkt ist der Zustand, bei dem die Moment-Drehzahl-Kurve sich mit der Linie von erforderlichen Moment  $M_L$  schneidet.

Magnetisches Feld von Stator dreht sich mit synchroner Geschwindigkeit  $n_s$ . Phasenverschiebung von den Polen ist  $120^\circ$  bei 3 phasigen Drehstrommotoren.

$$n_s = 120 \times \frac{f}{p_s}$$

$f$ .....: Frequenz der Spannung [Hz]

$p_s$ .....: Anzahl der Polen von Stator

Durch das magnetische Wechselfeld in den Rotor, beginnt der Rotor sich in der gleichen Richtung des Statorflusses zu drehen und versucht diese Bewegung aufzuholen. Der Rotor kann den Statorfeld nie aufholen. Die Rotorgeschwindigkeit nennt man Basisgeschwindigkeit  $n_N$ . Eine Abnahme der Belastung bewirkt, dass der Rotor sich beschleunigt und der Schlupf sich verringert. Der Schlupf wird wie folgt definiert:

$$s = \frac{n_s - n_N}{n_s} \times 100$$

Für die nominale Werte der Drehstrommotoren sind folgende Abweichungen zulässig:

- Schlupf  $s$  .....:  $\pm 20\%$
- Anzugsstrom .....:  $\pm 20\%$
- Anzugsmoment .....:  $-15 / +25\%$
- Massentägheitsmoment .....:  $\pm 10\%$
- Wirkungsgrad (bis 37 kW).....:  $-0,15 (1-\eta)$



# Informazioni generali

## General Information

### Einführung

#### b- Modalità di funzionamento

Tutti i motori presentati in questo catalogo sono stati predisposti per operare in servizio S1 (servizio continuativo). Altri tipi di servizio sono riportati nella tabella seguente.


#### b-Modes of Operation

All motors of the catalog have been arranged for duty S1 (continuous operation). Other duty types are given on the following table.

#### b-Betriebsarten

Die im Katalog angeführten Motoren sind für Betriebsart S1 (Dauerbetrieb) ausgelegt. Andere Betriebsarten sind unten angegeben.

Servizio Operation Betriebsarten	Spiegazione Explanation Erläuterung	Diagramma di carico Load Chart Lastverläufe
S1	<b>Servizio continuativo con carico costante</b> <i>Continuous operation under constant load</i> Dauerbetrieb mit konstanter Belastung	
S2	<b>Servizio di durata limitata con carico costante</b> <i>Short-time duty under constant load</i> Kurzbetrieb mit konstanter Belastung	
S3	<b>Servizio periodico senza avviamenti che influiscono sulla temperatura</b> <i>Periodic duty without influence of start-up on temperature</i> Aussetzbetrieb ohne Einfluß des Anlaufens auf die Temperatur	
S4	<b>Servizio periodico con avviamenti che influiscono sulla temperatura</b> <i>Periodic duty with influence of start up on temperature</i> Aussetzbetrieb mit Einfluß des Anlaufens auf die Temperatur	
S5	<b>Servizio periodico con avviamenti e frenature che influiscono sulla temperatura</b> <i>Periodic duty with influence of startup and braking on temp.</i> Aussetzbetrieb mit Einfluß des Anlaufens / Bremsung auf die Temp.	
S6	<b>Servizio continuativo con carico intermittente</b> <i>Continuous operation with intermittent loading</i> Durchlaufbetrieb mit Ausetzungsbelastung	
S7	<b>Servizio continuativo con carico intermittente e frenature</b> <i>Continuous operation with intermittent loading and braking</i> Ununterbrochener Betrieb mit Anlauf und Bremsung	
S8	<b>Servizio di tipo continuativo con variazioni correlate di carico e velocità</b> <i>Continuous operation duty type with related load-speed changes</i> Ununterbrochener periodischer Betrieb mit Drehzahländerung	



# Informazioni generali

## General Information

### Einführung

#### c- Classe di protezione:

Brevini Power Transmission S.p.A. utilizza di serie motori elettrici con classe di protezione IP54 (IEC 34-5). Se sono richieste classi di protezione diverse, vi invitiamo a contattarci.

#### d- Classe di isolamento:

Brevini Power Transmission S.p.A. utilizza di serie motori elettrici con classe di isolamento F (IEC 317-8). Su richiesta, è disponibile anche la classe di isolamento H.

#### e- Classi di rendimento:

Il metodo per misurare il rendimento dei motori asincroni trifase in bassa tensione è stato modificato con l'entrata in vigore della nuova norma IEC 60034-2-1:2007. La nuova classe IE si applica per i motori CA di potenza compresa tra 0,75 e 375 kW. Diversamente da quanto avviene per la classe EFF, la classe IE può essere utilizzata per motori CA a 6 poli. Riportiamo qui sotto la tabella delle classi di rendimento. Le direttive per le classi di rendimento possono essere diverse da un Paese all'altro. Vi invitiamo a contattarci se avete bisogno di maggiori informazioni. I requisiti concernenti il rendimento dei motori che sono completamente integrati in un prodotto (p.es. riduttore, pompa) e il cui rendimento energetico non può quindi essere identificato separatamente non si applicano in Europa.

#### c- Protection Class:

Brevini Power Transmission S.p.A. uses IP54 (IEC 34-5) protection class electric motors for standard products. If different kind of protection class is required please contact us.

#### d- Insulation Class:

Brevini Power Transmission S.p.A. uses F (IEC 317-8) insulation class electric motors for standard products. H insulation class is available upon request.

#### e- Efficiency Classes:

The method for measuring the low voltage three-phase asynchronous motors efficiency was revised with the new IEC 60034-2-1:2007 standard. The new IE class is valid for AC Motors in power range from 0,75 to 375 kW. Unlike the EFF class IE class can be used for 6-pole AC motors. Bellow is the table of efficiency classes. The instructions for efficiency classes can differ from country to country. Please contact with us for more information. The efficiency requirements for motors, which are fully integrated into a product (for example gear, pump) so their energy efficiency can not be recognized independently, are not valid in Europe.

#### c- Schutzarten:

Brevini Power Transmission S.p.A. Getriebemotoren werden serienmäßig mit Schutzart IP54 (IEC34-5) ausgeführt. Für andere Schutzarten bitte rückfragen.

#### d- Isolationsklasse:


Brevini Power Transmission S.p.A. Getriebemotoren werden serienmäßig in Wärmeklasse F (IEC317-8) ausgeführt. H Wärmeklasse ist möglich auf Kundenwunsch.

#### e- Energieeffizienzklassen:

Die Methode für Messung die Effizienz von drei phasigen gering Spannung Asynchronmotoren hat neu mit IEC 60034-2-1:2007 Norm festgestellt. Die neue IE-Klassen gelten für alle Drehstrommotoren im Leistungsbereich von 0,75 bis 375 kW. Anders als EFF-Klassen die IE-Klassen können auch für 6-polige Drehstrommotoren verwendet werden. Unten steht die Tabelle der Effizienzklassen. Die Richtlinien für Effizienzklassen können sich je nach dem Land unterscheiden. Bitte mit unserem Firma Kontakt aufnehmen. Für die Motoren, die vollständig in ein Produkt (zum Beispiel Getriebe, Pumpe) eingebaut sind und deren Energieeffizienz nicht unabhängig von diesem Produkt erfasst werden kann, gelten in Europa die Anforderungen der Effizienzklassen nicht.

Classi di rendimento Efficiency Classes Energieeffizienzklassen			Calcolo dei valori di rendimento di motori a 4 poli Calculating Efficiency Values of 4-Pole Motors Berechnung der Wirkungsgrade von Elektromotoren mit 4 Polen	
IE1	EFF 2	<b>Rendimento standard</b> Standard Efficiency Standarte Energieeffizienz	A=0,5234 B=-5,0499 C=17,4180 D=74,3171	$\eta_{Mn} = A \times [\log_{10}(P_L)] + B \times [\log_{10}(P_L)]^2 + C \times \log_{10}(P_L) + D$ <p><math>P_L</math> : Carico nominale [kW] / Nominal Load [kW] / Nennlast [kW]</p> <p><math>\eta_{Mn}</math> : Rendimento nominale [kW] / Nominal Efficiency [kW] / Sollwirkungsgrad</p>
IE2	EFF 1	<b>Rendimento elevato</b> High Efficiency Hohe Energieeffizienz	A=0,0278 B=-1,9247 C=10,4395 D=80,9761	
IE3	-	<b>Rendimento Premium</b> Premium Efficiency Premium Energieeffizienz	A=0,0773 B=-1,8951 C=9,2984 D=83,7025	
IE4	-	<b>Rendimento Super Premium</b> Super Premium Efficiency Super Premium Energieeffizienz	-	

Valori di rendimento di motori a 4 poli Efficiency Values of Motor with 4 poles Sollwirkungsgrad des Motors mit 4 Polen	Carico nominale [kW] Nominal Load [kW] Nennlast [kW]	Classe di rendimento / Efficiency Class / Energieeffizienzklasse		
		IE1	IE2	IE3
	0,75	72,1%	79,6%	82,5%
	1,5	77,2%	82,8%	85,3%
	3	81,5%	85,5%	87,7%
	7,5	86%	88,7%	90,4%
	15	88,7%	90,6%	92,1%
	22	89,9%	91,6%	93%
	37	91,2%	92,7%	93,9%
	45	91,7%	93,1%	94,2%
	75	92,7%	94%	95%
	90	93%	94,2%	95,2%
	330	94%	95,1%	96%



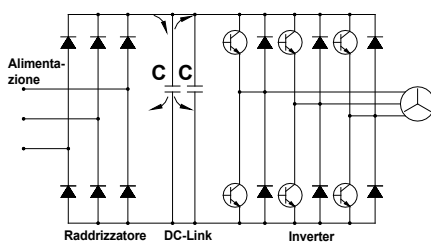
# Informazioni generali

## General Information

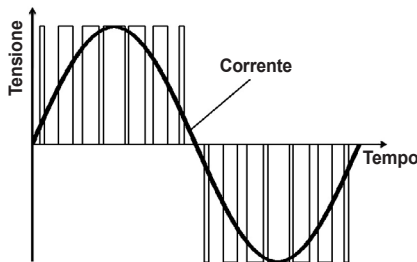
### Einführung

#### f- Convertitori di frequenza in CA

Un convertitore elettronico che converte la corrente continua (CC) in corrente alternata (CA) è chiamato inverter. I controller elettronici di velocità per motori CA generalmente convertono la corrente CA in corrente CC utilizzando un rettificatore, dopodiché la riconvertono in corrente CA a frequenza e tensione variabili utilizzando un inverter bridge. Il collegamento tra il rettificatore e l'inverter è chiamato DC-link. Qui sotto è raffigurato lo schema a blocchi di un controller di velocità (spesso chiamato inverter).

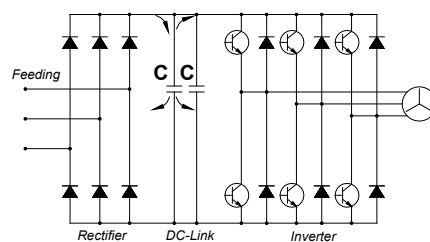


La corrente trifase arriva a un raddrizzatore a onda intera che, a sua volta, alimenta i condensatori del DC-link. I condensatori riducono l'ondulazione della tensione (soprattutto con alimentazioni singole) e forniscono energia da utilizzare in caso di brevi interruzioni di corrente. La tensione nei condensatori non è controllata e varia in funzione del picco della tensione di alimentazione in CA. La tensione in CC viene riconvertita in tensione in CA utilizzando la modulazione ad ampiezza di impulsi (Pulse Width Modulation, PWM). La forma d'onda desiderata si ottiene attivando e disattivando i transistor in uscita (Transistor bipolari a gate isolato; IGBTs, Insulated Gate Bipolar Transistors in inglese) con una frequenza fissa (frequenza di commutazione). Variando la frequenza di attivazione e disattivazione degli IGBT si riesce a generare la corrente desiderata. La tensione in uscita corrisponde a una serie di impulsi ad onda quadra e l'induttanza degli avvolgimenti del motore determina una corrente sinusoidale nel motore stesso. La figura qui sotto mostra la modulazione ad ampiezza di impulsi.

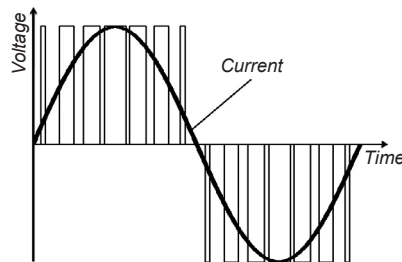


#### f- AC Frequency Inverters

An electronic converter is a device which converts Direct Current (DC) to Alternating Current (AC) is known as an inverter. Electronic speed controllers for AC motors usually convert the AC supply to DC using a rectifier, and then converts it back to a variable frequency, variable voltage AC supply using an inverter bridge. The connection between the rectifier and inverter is called DC link. The block diagram of a speed controller (often called inverter) is shown below.

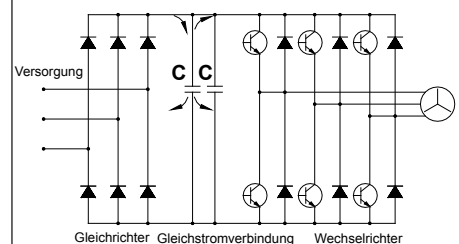


The three phase supply is fed into a full wave rectifier which supplies the DC link capacitors. The capacitors reduce the voltage ripple (especially on single supplies) and supply energy for short mains breaks. The voltage on the capacitors is uncontrolled and depends on the AC supply voltage peak. The DC voltage is converted back to AC using Pulse Width Modulation (PWM). The desired waveform is built up by switching the output transistors (Insulated Gate Bipolar Transistors; IGBTs) on and off at a fixed frequency (switching frequency). By varying the on and off time of the IGBTs, the desired current can be generated. The output voltage is still a series of square wave pulses and the inductance of the motor windings results in a sinusoidal motor current. Pulse Width Modulation is shown in the figure below.

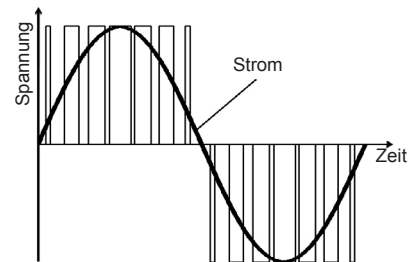


#### f- AC Frequenz Umrichter

Ein elektronischer Wandler, der den Gleichstrom (DC) in Wechselstrom (AC) umwandelt, wird als Umrichter bezeichnet. Ein Frequenzumrichter benutzt einen ungesteuerten Eingangsgleichrichter, um die Netzspannung in Gleichspannung umzuwandeln. Diese wird dann in den Zwischenkreiskondensatoren gespeichert. An diesem Gleichspannungszwischenkreis ist ein Wechselrichter angeschlossen. Dieser Wechselrichter erzeugt am Ausgang eine variable Frequenz und eine variable Spannung. Der Anschluss zwischen dem Gleichrichter und dem Wechselrichter nennt man Gleichstromverbindung. Das Blockschaltbild von diesem System wurde unten dargestellt:



Auch bei dreiphasiger Versorgung wird die gleichrichtete Netzspannung den Zwischenkreiskondensatoren zugeführt. Die Kondensatoren reduzieren die Oberwelligkeit der Spannung (was besonders bei einphasiger Versorgung entscheidend ist) und liefern Energie, die kurze Unterbrechungen der Netzstromversorgung ermöglicht. Die Spannung der Kondensatoren ist vom Spitzenwert der Wechselspannung abhängig. Die Gleichspannung wird im Wechselrichter durch Pulsweitenmodulation (PWM) in Wechselspannung umgewandelt. Die gewünschte Wellenform wird durch Ein- und Ausschalten der Ausgangstransistoren (IGBT's Isolierte Gate Bipolar Transistoren) mit einer festen Frequenz (der Pulsfrequenz) erzeugt. Der gewünschte Strom kann durch die Variation der Ein- und Ausschaltzeit der Ausgangstransistoren generiert werden. Die Ausgangsspannung ist dadurch eine Reihe von Spannungsimpulsen, die in Verbindung mit der Induktivität der Motorspulen zu einem sinusförmigen Motorstrom führt. Die Pulsweitenmodulation wird wie folgt dargestellt





# Informazioni generali

## General Information

### Einführung

#### MOTORI CC

##### a- Caratteristiche generali dei motori CC

A seguito dello sviluppo del settore dei componenti elettronici, i sistemi di azionamento a CC hanno trovato nuove possibili applicazioni. Ciò che un tempo era estremamente costoso e in alcuni casi economicamente non fattibile, oggi viene realizzato grazie alla tecnologia dei convertitori di potenza miniaturizzati. Ulteriori funzioni quali l'avviamento guidato dopo un tempo prestabilito, il monitoraggio delle coppie e della corrente con dispositivi elettronici di protezione contro i sovraccarichi e molte applicazioni tutt'altro che costose hanno fatto crescere l'interesse per i sistemi di azionamento in CC.

##### b- Principi di funzionamento dei motori CC

Il motore CC ha bisogno di un convertitore con uscita in CC. Il motore include degli avvolgimenti come per esempio quelli di indotto, di campo, di commutazione e di compensazione, che sono posizionati sia nello statore che sul rotore. Il rotore viene alimentato in tensione e corrente tramite le spazzole al carbonio e il commutatore. Le spazzole al carbonio sono componenti soggetti a usura, pertanto un motore CC necessita di interventi di manutenzione a intervalli stabiliti. Per via delle sue buone caratteristiche di controllo, il motore CC è un elemento essenziale della tecnologia dell'automazione.

##### c- Tipi di motori CC

A seconda del cablaggio dell'avvolgimento di eccitazione o dell'avvolgimento di campo si distinguono due varianti sostanzialmente diverse sotto il profilo delle caratteristiche di coppia e velocità di rotazione.

##### d- Controllo della velocità di rotazione dei motori CC

Nei motori CC la velocità di rotazione viene regolata modificando la tensione CC. I motori CC eccitati in derivazione funzionano in maniera simile ai motori trifase a induzione in servizio senza carico e con carico massimo. La velocità di rotazione diminuisce man mano che aumenta il carico sul motore. Questa differenza è maggiore nei motori di piccole dimensioni, ed è minore nei motori di dimensioni più grandi. La differenza di velocità di rotazione può essere compensata nel convertitore CC regolando ( $I \times R$ ). Laddove è necessaria una grande precisione di controllo, si può utilizzare un controller di velocità con misurazione dei valori effettivi da parte di una dinamo tachimetrica. Potenza di un motore CC:

$$P_g = U \times I = \frac{P_c}{\eta}$$

$P_g$  : Potenza in entrata W  
 $P_c$  : Potenza in uscita W  
 $U$  : Tensione di armatura V  
 $I$  : Corrente di armatura A  
 $\eta$  : Rendimento motore

#### DC MOTORS

##### a- General Specifications of DC Motors

*DC drive systems have found new possible applications with the development of the electronic components sector. What was previously extremely expensive and in some cases not economically feasible is nowadays realized by the miniaturized power converter technology. Additional functions such as guided startup after a predetermined time, torque and current monitoring with electronic protection against overloading, and many inexpensive special applications have made DC drive systems more attractive.*

##### b- Operating principles of DC Motors

*The DC motor requires a converter with DC output. The motor includes windings, such as armature, field, commutation and compensation windings, which are arranged in the stator as well as on the rotor. Voltage and current are supplied to the rotor via the carbon brushes and the commutator. The carbon brushes are wearing parts therefore a DC motor requires maintenance at service intervals. Due to its good control properties, the DC motor is an essential item in automation technology.*

##### c- Types of DC Motors

*Depending on the wiring of the exciting winding or field winding, two basically different variants regarding torque speed characteristics may be distinguished.*

##### d- DC motors Speed Control

*In DC motors the speed is adjusted by altering the DC voltage. DC shunt wound motors operate similarly to three phase induction motors in no load and maximum load operation. The speed drops with increased loading on the motor. This difference is greater in small motors and smaller in larger motors. The speed difference can be compensated in the DC converter device by adjusting ( $I \times R$ ). If great control accuracy is required, a speed control with measurement of the actual values by a tachogenerator can be used. The power of DC motor;*

$$P_g = U \times I = \frac{P_c}{\eta}$$

$P_g$  : Input Power W  
 $P_c$  : Output Power W  
 $U$  : Armature Voltage V  
 $I$  : Armature Current A  
 $\eta$  : Motor efficiency

#### DC MOTOREN

##### a- Eigenschaften von DC Motoren

Mit den Entwicklungen bei elektronischen Komponenten haben DC Motoren neue Anwendungsbereiche gefunden. Regelungssysteme, die früher sehr teuer und in manchen Anwendungsfällen ungünstig waren, sind jetzt kompakt und günstig. Bei den DC Motoren ist kontrolliertes Anlauf, Moment- und Stromüberwachung mit Überlastschutz möglich. Es gibt viele günstige Sonderanwendungen für diese Motoren. Wegen oben genannten Eigenschaften werden die DC Motoren immer mehr bei unterschiedlichen Anwendungen benutzt.

##### b- Funktionsprinzip der DC Motoren

Bei DC Motoren ist eine Kommutatorwicklung im Rotor angeordnet, während der magnetische Fluss vom Stator erzeugt wird. Dies kann wiederum mittels einer Erregerwicklung oder durch Permanentmagnete geschehen. Wie bei der Synchronmaschine wird durch das Erregerfeld in der Ankerwicklung eine Wechselspannung, die bei der Gleichstrommaschine jedoch durch den mechanischen Kommutator und die darauf schleifenden Bürsten in eine Gleichspannung umgeformt wird, induziert.

##### c- Arten von DC Motoren

Es gibt zwei verschiedene Wicklungen, nämlich Shunt- und Serial-Wicklung. Das Drehmoment-Drehzahl-Verhältnis ist für beide Wicklungen unterschiedlich.

##### d- Drehzahl Kontrolle für DC Motoren

Drehzahl von DC Motoren kann man mit Steuerung der DC Spannung ändern. DC Motoren mit Shunt Wicklungen ist ähnlich zu drei phasen AC Motoren zwischen maximalen Last und ohne Last. Drehzahl wird mit der Last reduziert. Mit kleineren Motoren wird dieser Differenz höher mit größeren Motoren kleiner. Der Drehzahlunterschied kann geregelt werden mit ( $I \times R$ ) Veränderung. Wenn eine genaue Kontrolle gebraucht, soll ein Tachogenerator benutzt werden. Leistung des DC Motors;

$$P_g = U \times I = \frac{P_c}{\eta}$$

$P_g$  : Eingangsleistung W  
 $P_c$  : Ausgangsleistung W  
 $U$  : Ankerspannung V  
 $I$  : Ankerstrom A  
 $\eta$  : Wirkungsgrad des Motors



# Informazioni generali

## General Information

### Einführung

#### Freni elettromagnetici

Questo tipo di freni ha due superfici di attrito. Se non viene applicata tensione, la coppia frenante viene generata da molle. Il freno è azionato elettromagneticamente. Eccitando l'unità elettromagnetica di corrente l'ancora viene attirata verso l'elettromagnete, caricando con spinta assiale la molla di pressione e consentendo al disco frizione, che può muoversi sulla chiavetta in direzione assiale, di ruotare liberamente. In caso di assenza di corrente, le molle pressurizzate azionano l'ancora spingendola verso il disco, frenando così l'albero motore.

#### Tipi di freni

##### a) Freni senza raffreddamento

Questo tipo di freno viene montato sulla calotta posteriore del motore elettrico. In questo caso il motore è privo di ventola. Questo tipo di freno viene generalmente scelto quando si hanno tempi di funzionamento brevi e cicli di lavoro corti.

##### b) Freni con ventola di raffreddamento

Questo tipo di freno viene montato sulla calotta posteriore del motore elettrico togliendo la ventola del motore elettrico. Al lato posteriore del freno viene fissata una ventola allungando l'albero del rotore del motore elettrico. Si preferisce utilizzare freni con ventola di raffreddamento quando si hanno lunghi tempi di funzionamento e il motore è installato in ambienti chiusi privi di ventilazione.

##### c) Freni con azionamento manuale

Questo freno può essere azionato a mano. Può essere montato su entrambe le tipologie di freni sopra descritte e utilizzato in casi particolari (mancanza di corrente elettrica, problemi meccanici, ecc.). Questi freni vengono generalmente scelti se c'è bisogno di poterli utilizzare (azionare) in assenza di corrente (porte a controllo automatico, cancelli, elevatori per operazioni di verniciatura dei muri di edifici, ecc.).

#### Tensioni di esercizio

I freni elettromagnetici possono essere ordinati nelle versioni con tensione di alimentazione da 230 V CA o 400 V CA. La bobina dei freni ha bisogno di tensione CC pertanto, a seconda del tipo di freno, è opportuno inserire un raddrizzatore a mezz'onda, un raddrizzatore a onda intera o un trasformatore tra la tensione di alimentazione e la tensione della bobina. In assenza di specifica richiesta, i freni vengono forniti come standard con una tensione di alimentazione a 230 V e un raddrizzatore a mezz'onda. Per applicazioni particolari si prega contattare Brevini Power Transmission S.p.A.

##### a) Freni con tensione di alimentazione a 230 V

La tensione di alimentazione in CA a 230 V proveniente dalla morsettiera del motore viene portata alla tensione idonea per la bobina da un raddrizzatore a mezz'onda o a onda intera, a seconda del tipo di freno. La tensione CC della bobina del freno è indicata sulla targhetta.

##### B) Freni con tensione di alimentazione a 400 V

La tensione di alimentazione in CA a 400 V proveniente dalla morsettiera del motore viene portata alla tensione idonea per la bobina da un raddrizzatore a mezz'onda. La tensione CC della bobina del freno è indicata sulla targhetta.

##### c) Freni in CC a 24 V

Le dimensioni del trasformatore sono scelte in base al valore della coppia frenante. La corrente viene presa dalla morsettiera del motore elettrico o dal quadro elettrico e viene trasformata in corrente CC a 29 V. Questa, a sua volta, viene trasformata in corrente CC a 24 V con un raddrizzatore a mezz'onda e va ad alimentare la bobina del freno.

#### Electromagnetic Brakes

*This type of brake has two friction surfaces. The brake torque is generated by springs when no voltage is applied. The brake is electromagnetically released. On exciting the current electromagnet unit, the armature plate is pulled towards the electromagnet itself, thrust loading the pressure spring and enabling the friction disc which is axially movable on the key, to turn freely. In case of current failure, the pressured springs drive the armature plate towards the disc, thus braking the motor shaft.*

#### Brake Types

##### a) Brakes without cooling

*This type of brake is assembled on the back cover of the electric motor. There is no fan on the backside. This brake type is mostly preferred in short working times and short working cycles.*

##### b) Fan cooled brakes

*This type of brake is assembled on the back cover of electric motor by removing the electric motor fan. A fan is coupled to the backside of the brake by extending the rotor shaft of the electric motor. Fan cooled brakes are preferred in long working times and closed places without airflow.*

##### c) Brakes with hand release

*This brake can be released by using an arm. It can be applied to both above mentioned brakes and used in special cases (electric current failure, mechanical problems etc.). These brakes are mostly preferred if operation (releasing) without current is needed (automatic controlled doors, gates, building wall painting elevators etc.).*

#### Working Voltages

*Electromagnetic brakes can be ordered with 230V AC or 400V AC supply voltage. The coil of brakes needs DC voltage and therefore depending on the brake type a half-wave, a full-wave rectifier or transformer should be used between supply and coil voltage. As standard the brakes will be delivered with 230V supply voltage and half wave rectifier, if there is no special request. For special cases please contact Brevini Power Transmission S.p.A..*

##### a) Brakes with 230V supply voltage

*230V AC supply voltage from the motor terminal box will be reduced to the coil voltage depending on the brake type with half-wave or full-wave rectifier. DC brake coil voltage is indicated on the label.*

##### b) Brakes with 400V supply voltage

*400V AC supply voltage from the motor terminal box will be reduced to the coil voltage with half-wave rectifier. DC brake coil voltage indicated on the label.*

##### c) 24V DC Brakes

*The transformer size is selected according to the brake torque value. The current is taken from the electric motor terminal box or from the electric panel and is transformed to 29V DC current. This current is transferred to 24V DC current with full-wave rectifier and supplies the brake coil.*

#### Elektromagnetische Bremsen

Die Bremse hat zwei Reibflächen und arbeitet nach dem Ruhestromprinzip. Im stromlosen Zustand wird das Bremsmoment durch den Druck der Feder erzeugt, während die Bremse beim Betrieb elektromagnetisch losgelassen wird. Durch die Erregung der Elektromagneten wird die Ankerscheibe zu den Elektromagneten gezogen und die Feder zusammengedrückt. Dadurch kann sich die Bremsenscheibe, die axial beweglich auf dem Mitnehmer angeordnet ist, frei drehen. Wird der Strom unterbrochen, drücken die Feder die Ankerscheibe gegen die Bremsenscheibe und halten die Motorwelle an.

#### Bremsearten:

##### a) Bremsen ohne Kühlung

Diese Bremsen sind für Kurzlaufzeiten geeignet. Die Lüfterhaube und Lüfter des Motors ist ausgebaut und die Bremse ist an dem Ende der Motorwelle befestigt.

##### b) Bremsen mit Kühlung

Diese Bremsen sind für lange Laufzeiten und kleine, abgedeckte Räume geeignet. Durch die Verlängerung der Motorwelle wurde Lüfter hinter dem Bremse und dem Motor verbunden. Somit wurde eine konstante Lüftung ermöglicht.

##### c) Bremsen mit Hebelarm

Diese Bremsenart kann mit oder ohne Kühlung verwendet werden. Diese Bremsen sind bei der speziellen Fälle, wie keine Spannung an der Leitung, mechanische Probleme usw., anwendbar. Die Bremse wird mit einem Hebelarm manuell betätigt. Diese Bremsen werden am meisten an den Stellen, wo die Lüftung ohne Spannung erfolgen soll, benutzt (automatische Türe, Wandaufzüge).

#### Betriebsspannungen

Elektromagnetische Bremsen können mit 230V AC oder 400V AC Versorgungsspannung bestellt werden. Die Wicklungen der Bremsen brauchen Gleichspannung und deswegen abhängig von Bremsenart zwischen Versorgungsspannung und Wicklungsspannung soll Halbwellen-, Vollweggleichrichter oder Transformator verwendet werden. Als Standard die Bremsen werden mit 230V Versorgungsspannung und Halbwellengleichrichter geliefert.

##### a) Bremsen mit 230V Versorgungsspannung


230V AC Versorgungsspannung von Klemmenkasten wird auf die Wicklungsspannung abhängig von der Bremsentyp mit Halbwellen- oder Vollweggleichrichter reduziert. Wicklungsspannung ist auf dem Etikett angegeben.

##### b) Bremsen mit 400V Versorgungsspannung

400V AC Versorgungsspannung von Klemmenkasten wird auf die Wicklungsspannung mit Halbwellengleichrichter reduziert. Wicklungsspannung ist auf dem Etikett angegeben.

##### c) 24 V DC Bremsen

Die Spannung wird von den Klemmkasten des Motors oder Elektrischrank entnommen. Diese Spannung wird zuerst mittels Transformator zu 24 V reduziert. Danach wird diese Spannung mit Hilfe von Gleichrichter zu Gleichstromspannung umgewandelt. Die Größe des Transformators ist abhängig von der Größe des Bremsmoments.



# Informazioni generali

## General Information

### Einführung

#### d) Trasformatore generante tensioni d'urto

I freni che hanno potenza e coppie elevate impiegano molto tempo per generare il campo elettromagnetico. I trasformatori generanti tensioni d'urto provvisti di relè temporizzato servono per vincere la pressione della molla che ritarda l'azionamento dei freni. Questi trasformatori, inoltre, aprono repentinamente il sistema applicando una tensione di alimentazione doppia (in CC a 48 V) per un breve lasso di tempo e impedendo le perdite di attrito che si verificano quando l'apertura è rallentata.

#### Tipi di connessione

##### a) Frenatura ritardata

Generalmente questo tipo di connessione viene utilizzato per sistemi in cui è richiesta una frenatura lenta e graduale. Tipo di connessione ritardata usata per prevenire carichi con urti in sistemi di azionamento di gru. In assenza di richieste diverse da parte del cliente, vengono montati freni con connessione ritardata

##### b) Immediata/Rapida

Questo tipo di connessione è generalmente adottata per sistemi in cui sono richiesti tempi di frenatura brevi. La coppia frenante si genera immediatamente nel momento in cui il sistema non riceve più corrente. Questi freni sono per lo più utilizzati per apparecchiature di sollevamento e ascensori.

#### d) Shock voltage supply transformer

Brakes which consist of high power and torques take long time to obtain the electromagnetic field. Shock voltage supply transformers with time relay aim to overcome spring pressure delaying for brakes. Also these transformers open the system suddenly by double power supply (48V DC) voltage in a short time and preventing frictional losses that occur in delayed opening.

#### Connection Types

##### a) Delayed Braking

Generally this type of connection is used in slow and sliding brake intended systems. Delayed connection type used to prevent shock loadings in crane driving systems. Brakes are setting up to delayed connection if other types are not specified by customer

##### b) Immediate/Fast

This type of connection is mostly used in systems when short braking times are needed. The braking torque will be produced as soon as there is a current failure. These brakes are mostly used in hoisting operations of lifting units and elevators.

#### d) Trafos mit Schock-Spannung

Diese Transformatoren werden bei großen Bremsen mit hohen Momenten verwendet. Da die große Bremsen eine lange Zeit braucht, um die erforderliche magnetische Feld zu erzeugen, wird an der Bremse kurz 48V Gleichstromspannung angelegt, um die Zeit zur Bildung von magnetischem Feld zu kürzen. Dies ermöglicht kürzere Reibungszeiten beim Start.

#### Schaltungsarten:

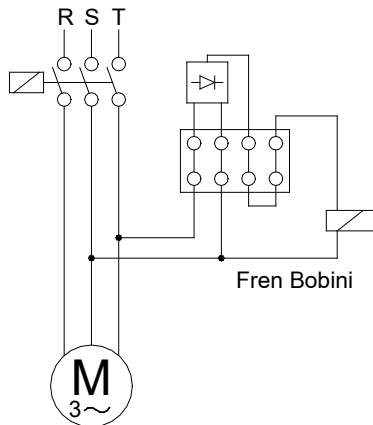
##### a) Verspätetes Bremsen

Diese Schaltung wird benutzt, wenn ein langsames und gleitendes Bremsen erforderlich ist. Am meisten wird es bei Fahrtriebmotoren von Aufzügen verwendet. Wenn keine Angabe bei der Bestellung gegeben wird, werden die Bremsen mit verspäteter Schaltung geliefert.

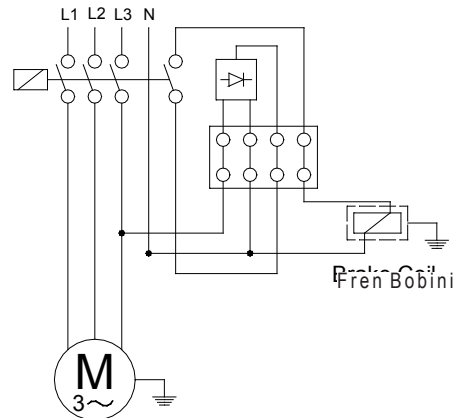
##### b) Schnelles Bremsen:

Allgemein verwendet man diese Schaltung bei Bedarf an plötzlichen Bremsen in dem Augenblick, in dem das System keine Energie mehr erhält. Diese Schaltungsart wird meist bei Kräne und Motoren von Aufzügen verwendet.

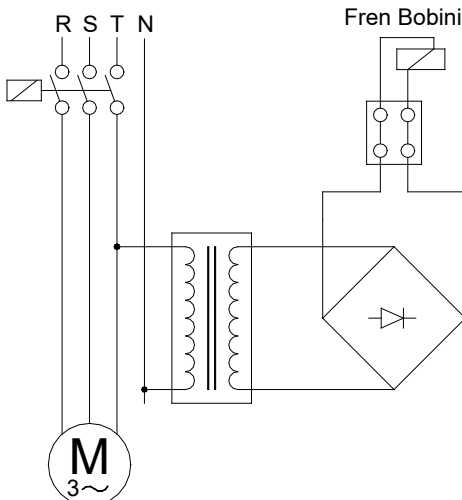
Frenata ad effetto ritardato / Delayed Operation Brake / Verspätete Bremsung  
(230 V)



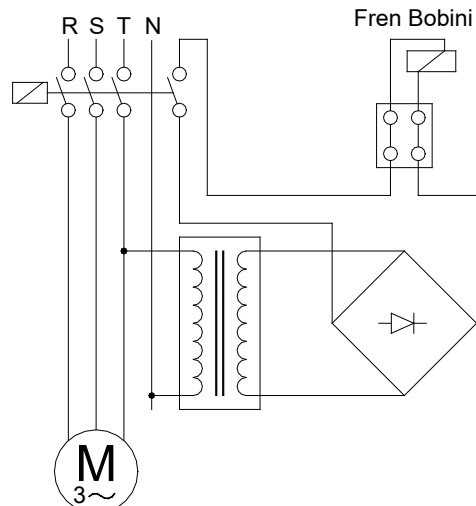
Frenata improvvisa / Sudden Brake / Plötzliche Bremsung  
(230 V)




Frenata ad effetto ritardato / Delayed Operation Brake / Verspätete Bremsung  
(24 V)



Frenata improvvisa / Sudden Brake / Plötzliche Bremsung  
(24 V)





# Informazioni generali

## General Information

### Einführung

#### Scelta dei freni:

Per scegliere correttamente i freni sono necessari i dati seguenti:

- $I_{tot}$  [kg · m<sup>2</sup>] : L'inerzia totale delle parti rotanti ridotta all'albero motore
- $n_0$  [giri/min.]: Velocità massima di rotazione del motore.
- $t_f$  [s] : Il tempo massimo di frenata consentito.
- $c_t$  : Coefficiente tempo di attivazione (valore medio 0,995).
- $M_L$  [Nm] : Coppia statica richiesta per il sistema.
- $C_s$  : Fattore di sicurezza ( $C_s \geq 2$ )

La coppia frenante necessaria si calcola come segue:

a) La coppia di carico statica  $M_L$ , stesso senso di rotazione del motore (riduzione del carico o coppia resistente costante per favorire la rotazione del motore)

$$M_{fc} = \frac{(2 \pi \times n_0 \div 60) \times I_{tot}}{t_f \times c_t} + M_L$$

b) La coppia di carico statica  $M_L$ , opposta al senso di rotazione del motore (aumento del carico o coppia resistente costante per resistere alla rotazione del motore)

$$M_{fc} = \frac{(2 \pi \times n_0 \div 60) \times I_{tot}}{t_f \times c_t} - M_L$$

La coppia frenante necessaria si calcola con l'equazione seguente, utilizzando  $C_s$  ( $C_s \geq 2$ ):

$$M_f = M_{fc} \times C_s$$

#### Scelta orientativa dei freni

Se si conoscono solo la potenza del motore e la sua velocità di rotazione massima:

W [Watt]: Potenza nominale motore

$$M_f = \frac{W}{\frac{2\pi \times n_0}{60}} \times C_s \quad (C_s \geq 2)$$

#### Brake Selection:

To correctly select a brake the following data is necessary;

- $I_{tot}$  [kg · m<sup>2</sup>] : The total inertia of rotating parts reduced at the motor shaft
- $n_0$  [rpm] : Maximum motor speed.
- $t_f$  [s] : The maximum admitted braking time.
- $c_t$  : Coefficient of switch on time (average 0.995).
- $M_L$  [Nm] : Required static torque of the system.
- $C_s$  : Safety coefficient ( $C_s \geq 2$ )

The necessary braking torque is calculated below;

a) The static load torque  $M_L$ , same direction of motor rotation (load descent or steady resisting torque which favors the motor rotation)

$$M_{fc} = \frac{(2 \pi \times n_0 \div 60) \times I_{tot}}{t_f \times c_t} + M_L$$

b) The static load torque  $M_L$ , opposes the motor rotation (load lifting or steady resisting torque which opposes the motor rotation)

$$M_{fc} = \frac{(2 \pi \times n_0 \div 60) \times I_{tot}}{t_f \times c_t} - M_L$$

The necessary braking torque will result from the following equation using  $C_s$  ( $C_s \geq 2$ ):

$$M_f = M_{fc} \times C_s$$

#### Approximated Brake Selection

It is only the motor power and its maximum speed is known:

W [Watt]: Motor Nominal Power

$$M_f = \frac{W}{\frac{2\pi \times n_0}{60}} \times C_s \quad (C_s \geq 2)$$

#### Bremswahl:

Um die richtige Bremse auszuwählen, braucht man unten aufgelistete Variablen;

- $I_{tot}$  [kg · m<sup>2</sup>] : Die Gesamtträgheit der rotierenden Teile (siehe Anwendungsbeispiele)
- $n_0$  [U/min] : Die höchste Drehzahl des Motors
- $t_f$  [s] : Die längste zulässige Bremszeit
- $c_t$  : Reduktionskoeffizient der Tätigkeitszeit (gemittelt 0,995).
- $M_L$  [Nm] : Vom system benötigtes, statisches Drehmoment.
- $C_s$  : Sicherheitskoeffizient ( $C_s \geq 2$ )

Die benötigte Bremskraft wird wie folgt berechnet:

a) konstantes Belastungsmoment  $M_L$ , das die Motordrehung fördert (konstante Erhöhung der Motorgeschwindigkeit oder Herunterlassen der Last)

$$M_{fc} = \frac{(2 \pi \times n_0 \div 60) \times I_{tot}}{t_f \times c_t} + M_L$$

b) konstantes Belastungsmoment  $M_L$ , das sich entgegen der Motordrehung widersetzt (konstante Verminderung der Motorgeschwindigkeit oder Aufheben der Last)

$$M_{fc} = \frac{(2 \pi \times n_0 \div 60) \times I_{tot}}{t_f \times c_t} - M_L$$

Wenn die Bremskraft mit dem Sicherheitskoeffizient  $C_s$  ( $C_s \geq 2$ ) multipliziert wird, erhält man die erforderliche Bremskraft;

$$M_f = M_{fc} \times C_s$$

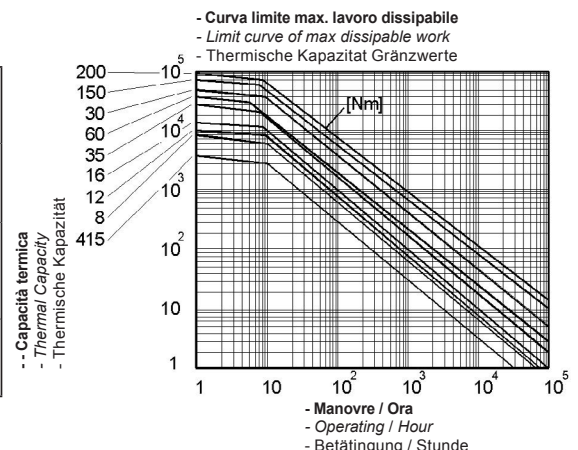
#### Abschätzung zur Bremswahl

Wenn man nur die Motorleistung und die höchste Drehzahl kennt, kann die Bremskraft mit der folgenden Formel annähernd berechnet werden:

$$M_f = \frac{W}{\frac{2\pi \times n_0}{60}} \times C_s \quad (C_s \geq 2)$$

#### Freni Standard / Standard Brakes / Standard Bremsen

Coppia Frenante Statica [Nm] Brake Static Torque [Nm] Statische Bremskraft [Nm]	4,5	8	12	16	35	60	80	150	200
Coppia Frenante Dinamica [Nm] Brake Dynamic Torque [Nm] Dynamische Bremskraft [Nm]	3,6	6,4	9,6	12,8	28	48	64	120	160
Velocità di Rotazione Massima del Motore [giri/min.] Maximum Motor Speed [rpm] Maximale Motordrehzahl [U/min]	3000	3000	3000	3000	3000	3000	3000	1500	1500
Potenza in Entrata [W] Input Power [W] Antriebsleistung [W]	15	20	25	30	45	50	55	60	65







# Informazioni generali

## General Information

### Einführung

#### Capacità termica dei freni

Dopo aver effettuato i calcoli suddetti occorre verificare anche la capacità termica dei freni. L'energia di dissipazione del calore L (joule) la si può calcolare utilizzando l'equazione seguente, e va verificata se il risultato si situa al di sotto della curva limite illustrata nel diagramma "Curva limite max. lavoro dissipabile".

a) La coppia di carico statica  $M_L$ , favorisce la rotazione del motore (riduzione del carico)

$$L = \frac{I_{tot} \times (2 \pi \times n_0 \div 60)^2}{2} \times \left( \frac{M_f}{M_f - M_L} \right)$$

b) La coppia di carico statica  $M_L$ , resiste alla rotazione del motore (aumento del carico)

$$L = \frac{I_{tot} \times (2 \pi \times n_0 \div 60)^2}{2} \times \frac{M_f}{M_f + M_L}$$

c) La coppia di carico statica  $M_L$ , è costante e resiste o favorisce la rotazione del motore (eccetto aumento del carico)

$$L = \frac{I_{tot} \times (2 \pi \times n_0 \div 60)^2}{2}$$

#### Regolazione dell'air-gap:

Affinché le prestazioni dei freni rimangano inalterate per tutta la loro durata di vita è necessario che l'air-gap venga regolato dopo un certo numero di ore di lavoro. Vi invitiamo a contattarci per maggiori dati sull'air-gap e sull'intervallo di tempo tra una regolazione e l'altra.

#### Esempio di selezione:

Tempo massimo di frenata consentito 0,5 s  
Velocità di rotazione del motore: 1400 giri/min.  
Inerzia totale ridotta all'albero motore: 0,08 kgm<sup>2</sup>

Coppia di lavoro richiesta: 50 Nm

Natura del carico: la direzione di carico è uguale alla direzione di rotazione del motore (processo di scarico: tempo di avvio-arresto per ora: 30)

$$M_{fc} = \frac{(2 \pi \times 1400 \div 60)}{0,5 \times 0,995} + 50 = 73,6 \text{ Nm}$$

$$M_f = 73,6 \times 2 = 147,2 \text{ Nm}$$

In base alla tabella di selezione dei freni, la scelta si porta su un freno standard da 150 Nm.

Capacità termica necessaria

$$L = \frac{0,08 \times (2 \pi \times 1400 \div 60)^2}{2} \times \left( \frac{147,2}{147,2 - 50} \right)$$

=1302,0 < 18000 Joule (dalla curva dei 150 Nm)  
Il freno selezionato, da 150 Nm, è adeguato.

#### Brake Thermal Capacity

The thermal capacity of the brake must also be checked after the above mentioned calculations. The heat dissipation energy L (joule) can be calculated from the following equation and must be checked if the result is under the limit curve shown on "Limit curve of possible dissipable work".

a) The static load torque  $M_L$ , favors the motor rotation of the (load descent which favors the motor rotation)

$$L = \frac{I_{tot} \times (2 \pi \times n_0 \div 60)^2}{2} \times \left( \frac{M_f}{M_f - M_L} \right)$$

b) The static load torque  $M_L$ , opposes the motor rotation (load lifting which opposes the motor rotation)

$$L = \frac{I_{tot} \times (2 \pi \times n_0 \div 60)^2}{2} \times \frac{M_f}{M_f + M_L}$$

c) The static load torque  $M_L$ , is constant and opposes or favors the motor rotation (except load lifting)

$$L = \frac{I_{tot} \times (2 \pi \times n_0 \div 60)^2}{2}$$

#### Adjustment of the air-gap:

In order to obtain the same performance from the brake during its lifetime, the brake air-gap must be re-adjusted after a limited time of operation. For the air-gap and the time interval of the adjustment please contact us.

#### Selection Example:

Maximum permitted braking time for 0.5 s  
Motor speed: 1400 rpm  
Total inertia reduced at motor shaft: 0.08 kgm<sup>2</sup>

Required operating torque: 50 Nm

Nature of load: Load direction is same as motor direction (Unloading process: Start-stop time per hour: 30)

$$M_{fc} = \frac{(2 \pi \times 1400 \div 60)}{0,5 \times 0,995} + 50 = 73,6 \text{ Nm}$$

$$M_f = 73,6 \times 2 = 147,2 \text{ Nm}$$

From the brake selection table a standard brake of 150 Nm is selected.

Necessary thermal capacity

$$L = \frac{0,08 \times (2 \pi \times 1400 \div 60)^2}{2} \times \left( \frac{147,2}{147,2 - 50} \right)$$

=1302,0 < 18000 Joule (from 150 Nm curve)  
The selected brake with 150 Nm is suitable.

#### Thermische Kapazität der Bremsen

Nach den oben genannten Berechnungen muss die Thermische Kapazität überprüft werden. Die Wärme, d.h. die gebrauchte Energie L, werden mit den folgenden Formeln berechnet. Die gerechnete Kapazitätswerte sollen unter dem Grenzkurve "Thermische Kapazität Grenzwerte" der gewählten Bremse liegen.

a) Konstantes Belastungsmoment  $M_L$ , das die Motordrehung fördert (Herunterlassen der Last)

$$L = \frac{I_{tot} \times (2 \pi \times n_0 \div 60)^2}{2} \times \left( \frac{M_f}{M_f - M_L} \right)$$

b) Konstantes Belastungsmoment  $M_L$ , das sich entgegen der Motordrehung widersetzt (Aufheben der Last)

$$L = \frac{I_{tot} \times (2 \pi \times n_0 \div 60)^2}{2} \times \frac{M_f}{M_f + M_L}$$

c) Konstantes Belastungsmoment  $M_L$ , das sich gegen der Motorbewegung widersetzt oder die Motorrotation fördert (Konstante Verminderung oder Erhöhung der Motorgeschwindigkeit, kein Herunterlassen oder Aufheben der Last)

$$L = \frac{I_{tot} \times (2 \pi \times n_0 \div 60)^2}{2}$$

#### Einstellung des Luftspaltes:

Um eine immer konstant bleibende Bremsfähigkeit zu erhalten, muss das Luftspalt nach einer bestimmten Arbeitszeit neu eingestellt werden. Für die Bestimmung des Luftspaltes und die Einstellzeiten bitten wir Sie um Rückfrage.

#### Beispiel für eine Auswahl:

Die höchste zulässige Bremszeit: 0,5 s  
Motordrehzahl: 1400 U/min  
Gesamtträgheit der rotierenden Teile: 0,08 kgm<sup>2</sup>  
Das auf das System wirkende Drehmoment: 50 Nm  
Belastungsart: Drehmoment, das die Motorrotation fördert (Herunterlassen der Last)  
Betätigungen pro Stunde: 30

$$M_{fc} = \frac{(2 \pi \times 1400 \div 60)}{0,5 \times 0,995} + 50 = 73,6 \text{ Nm}$$

$$M_f = 73,6 \times 2 = 147,2 \text{ Nm}$$


Eine Bremse von 150 Nm kann man auswählen.

Die thermische Kapazität;

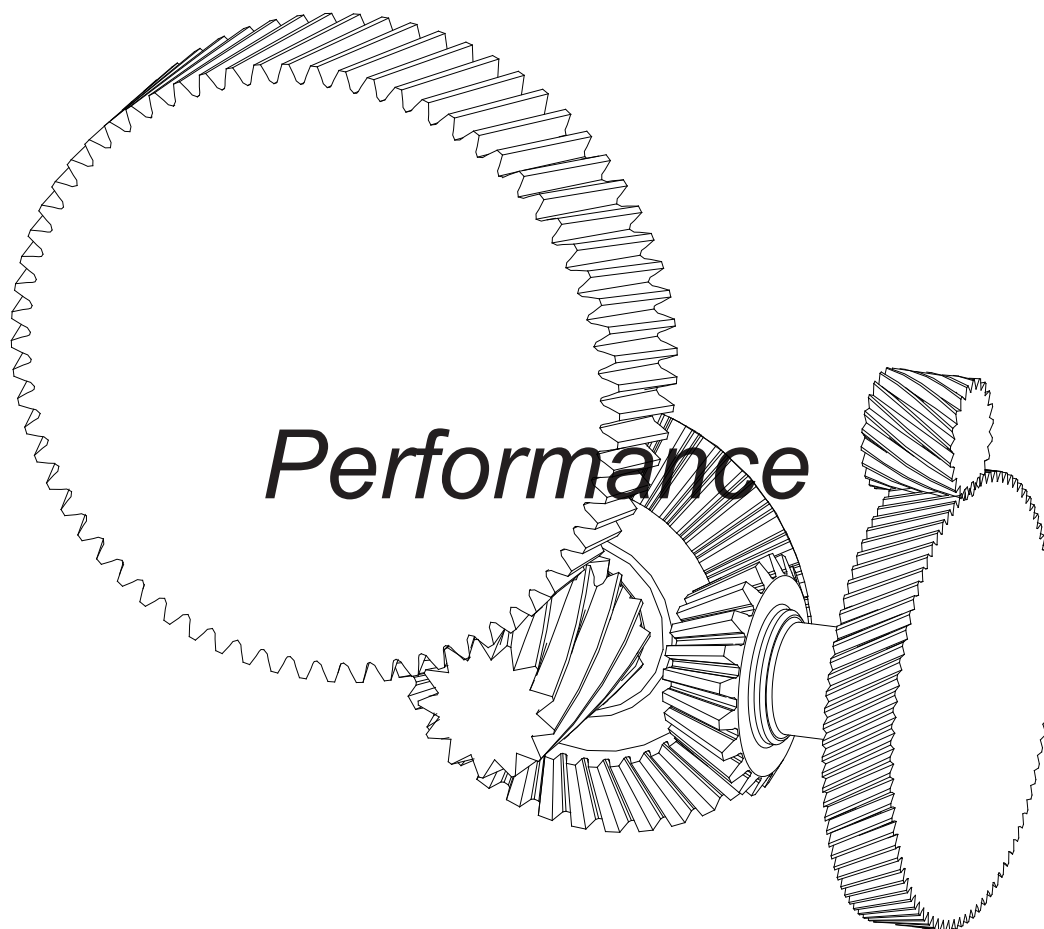
$$L = \frac{0,08 \times (2 \pi \times 1400 \div 60)^2}{2} \times \left( \frac{147,2}{147,2 - 50} \right)$$

=1302,0 < 18000 Joule (von 150 Nm Kurve) Die ausgewählte 150 Nm Bremse ist ausreichend.






# Prestazioni



# Leistung und Drehzahlübersicht




## Tabelle prestazionali dei motoriduttori serie K

### K Series Geared Motors Performance Tables

#### K Serien Getriebemotoren Leistung und Drehzahlübersicht


Potenza <i>Power</i> Leistung)	Velocità di rotazione in uscita <i>Output Speeds</i> Abtriebswelle Drehzahlen	Coppia trasmessa <i>Output Torque</i> Abtriebswelle Drehmomente	Rapporto <i>Ratio</i> Übersetzung	Carichi radiali ammessi (uscita) <i>Permissible Radial Loads (Output)</i> Zul. Querkräfte (Abtrieb)	Fattori di servizio <i>Service Factors</i> Betriebsfaktor	Tipo <i>Type</i> Typ	Corrente nominale <i>Rated Current</i> Nennstrom	Peso <i>Weight</i> Gewicht	Tabella dim. <i>Dim. Page</i> Maße Seite	Classe eff. del motore <i>Motor Eff. Class</i> Motor Effizienzklasse
$P_g$ [kW] $P_g$ [HP]	$n_2$ [r.p.m.]	$M_2$ [Nm]	$i$	$F_{qam}$ [N]	$f_s$		[A]	~ [kg]		
0,12 0,18	0,24	3625	<b>5587,93</b>	7240	0,7	<b>KR576-G63/4a</b>	0,41	156	138	IE1
	0,34	2626	<b>4047,32</b>	23398	1,0					
	0,38	2335	<b>3597,31</b>	26003	1,2					
	0,50	1792	<b>2755,47</b>	29938	1,5					
	0,59	1516	<b>2328,84</b>	31626	1,8					
	0,61	1484	<b>2236,28</b>	31807	1,8	<b>KR575-G63/4a</b>	0,41	151	138	IE1
	0,72	1255	<b>1890,04</b>	33033	2,2					
	1,0	909	<b>1368,95</b>	34685	3,0					
	0,48	1872	<b>2873,07</b>	13041	0,8	<b>KR476-G63/4a</b>	0,41	113	126	IE1
	0,51	1740	<b>2663,91</b>	14648	0,9					
	0,55	1629	<b>2495,47</b>	15826	1,0					
	0,63	1428	<b>2183,54</b>	17680	1,1					
0,77	1174	<b>1767,90</b>	19651	1,3	<b>KR475-G63/4a</b>	0,41	109	126	IE1	
0,92	981	<b>1476,60</b>	20883	1,6						
1,0	927	<b>1395,04</b>	21205	1,7						
1,1	811	<b>1218,61</b>	21859	1,9						
1,2	762	<b>1142,99</b>	22124	2,0						
1,4	648	<b>971,77</b>	22698	2,4						
1,5	602	<b>901,03</b>	22917	2,6						
1,6	564	<b>844,06</b>	23096	2,7						
0,80	1104	<b>1699,70</b>	7414	0,7	<b>KR376-G63/4a</b>	0,41	68	114	IE1	
0,91	977	<b>1500,87</b>	9855	0,8						
1,0	913	<b>1401,91</b>	10823	0,9						
1,2	773	<b>1184,90</b>	12605	1,1						
1,2	728	<b>1094,97</b>	13096	1,1	<b>KR375-G63/4a</b>	0,41	64	114	IE1	
1,4	644	<b>968,01</b>	13938	1,3						
1,7	542	<b>814,20</b>	14798	1,5						
2,0	461	<b>692,22</b>	15452	1,8						
2,3	395	<b>593,11</b>	15919	2,1						
2,5	358	<b>536,75</b>	16168	2,3						
2,9	317	<b>473,96</b>	16429	2,6						
3,1	296	<b>442,71</b>	16555	2,8						
1,5	574	<b>881,79</b>	11145	0,8	<b>KR276-G63/4a</b>	0,41	30	102	IE1	
1,9	479	<b>735,42</b>	11863	0,9						
1,9	479	<b>719,79</b>	11862	0,9	<b>KR275-G63/4a</b>	0,41	29	102	IE1	
2,0	449	<b>675,13</b>	12064	1,0						
2,4	382	<b>573,99</b>	12488	1,2						
2,7	332	<b>498,55</b>	12772	1,4						
3,1	291	<b>436,24</b>	12990	1,5						
3,8	241	<b>360,73</b>	13234	1,9						
4,5	201	<b>300,85</b>	13412	2,2						
5,4	168	<b>252,20</b>	13557	2,7						
6,3	145	<b>215,91</b>	13646	3,1						
6,8	134	<b>200,35</b>	13683	3,4						
10	89	<b>131,68</b>	14145	4,0						
9,9	106	<b>138,53</b>	10316	2,6						<b>KR203-G63/4a</b>
11	92	<b>119,62</b>	9906	3,0						
11	99	<b>129,27</b>	6729	1,4	<b>KR103-G63/4a</b>	0,41	12	90	IE1	



## Tabelle prestazionali dei motoriduttori serie K K Series Geared Motors Performance Tables K Serien Getriebemotoren Leistung und Drehzahlübersicht

Potenza Power Leistung) P <sub>g</sub> [kW] P <sub>g</sub> [HP]	<b>IE3</b> Velocità di rotazione in uscita Output Speeds Abtriebswelle Drehzahlen n <sub>2</sub> [r.p.m]	<b>IE3</b> Coppia trasmissa Output Torque Abtriebswelle Drehmomente M <sub>2</sub> [Nm]	Rapporto Ratio Übersetzung i	<b>IE3</b> Carichi radiali ammessi (uscita) Permissible Radial Loads (Output) Zul.Querkräfte (Abtrieb) F <sub>qam</sub> [N]	<b>IE3</b> Fattori di servizio Service Factors Betriebsfaktor f <sub>s</sub>	Tipo Type Typ	Corrente nominale Rated Current Nennstrom [A]	Peso Weight Gewicht ~ [kg]	Tabella dim. Dim. Page Maße Seite	Classe eff. del motore Motor Eff. Class Motor Effizienz- klasse						
0,12 0,18	12	89	<b>116,34</b>	6883	1,6	<b>KR103-G63/4a</b>	0,41	12	90	IE1						
	13	81	<b>105,26</b>	7001	1,7											
	15	68	<b>88,87</b>	7157	2,1											
	18	59	<b>76,13</b>	7256	2,4											
	20	52	<b>67,22</b>	7315	2,7											
	22	48	<b>62,79</b>	7342	2,9											
		11	93	<b>120,91</b>	3531	0,9	<b>KR003-G63/4a</b>	0,41	11	86	IE1					
		14	75	<b>98,44</b>	4201	1,1										
		15	69	<b>89,62</b>	4408	1,2										
		17	62	<b>80,66</b>	4585	1,3										
		20	52	<b>67,44</b>	4810	1,5										
		24	44	<b>57,16</b>	4944	1,8										
		28	38	<b>48,93</b>	5038	2,1										
		30	35	<b>45,41</b>	5072	2,3										
		39	27	<b>35,34</b>	4972	2,9										
		46	23	<b>29,95</b>	4742	3,5										
		53	20	<b>25,64</b>	4532	4,0										
		57	18	<b>23,79</b>	4433	4,0										
	69	15	<b>19,88</b>	4199	4,0	<b>KR002-G63/4a</b>	0,41	10	86	IE1						
	84	13	<b>16,18</b>	3946	4,0											
	93	11	<b>14,73</b>	3834	4,0											
	103	10	<b>13,26</b>	3712	4,0											
	123	8,6	<b>11,09</b>	3512	4,0											
	145	7,3	<b>9,40</b>	3334	4,0											
	170	6,3	<b>8,04</b>	3175	4,0											
	183	5,8	<b>7,46</b>	3101	4,0											
	0,18 0,25	0,12	12027	<b>7938,12</b>	96372						1,2	<b>KR876-3E71M/6C</b>	0,55	646	174	IE3
		0,13	10648	<b>7017,76</b>	101842						1,4					
		0,16	8974	<b>5902,70</b>	107759						1,7					
		0,19	7644	<b>5018,35</b>	111973						2,0					
		0,22	6560	<b>4299,81</b>	115121	2,3										
		0,24	5943	<b>3891,23</b>	116636	2,5										
		0,27	5193	<b>3396,71</b>	118622	2,9										
		0,31	4585	<b>2996,39</b>	120155	3,3										
		0,35	4081	<b>2665,68</b>	121374	3,7										
		0,39	3658	<b>2387,89</b>	123281	4,0										
0,45		3175	<b>2074,42</b>	128178	4,0											
		0,37	3766	<b>3597,31</b>	-	0,7	<b>KR576-G63/4b</b>	0,60	156	138	IE1					
		0,49	2890	<b>2755,47</b>	20604	0,9										
		0,58	2445	<b>2328,84</b>	25068	1,1										
			0,60	2393	<b>2236,28</b>	25513	1,1	<b>KR575-G63/4b</b>	0,60	152	138	IE1				
			0,71	2025	<b>1890,04</b>	28383	1,3									
			1,0	1467	<b>1368,95</b>	31902	1,8									
1,1			1304	<b>1216,74</b>	32739	2,1										
1,4			1002	<b>932,00</b>	34264	2,7										
1,7			848	<b>787,70</b>	34954	3,2										
		0,76	1893	<b>1767,90</b>	12768	0,8	<b>KR475-G63/4b</b>	0,60	110	126	IE1					
		0,91	1583	<b>1476,60</b>	16283	1,0										
		1,0	1496	<b>1395,04</b>	17091	1,0										
		1,1	1309	<b>1218,61</b>	18641	1,2										
	1,2	1228	<b>1142,99</b>	19241	1,3											
	1,4	1045	<b>971,77</b>	20486	1,5											
	1,5	971	<b>901,03</b>	20944	1,6											

★ : I prezzi dei motoriduttori IE2 e IE3 sono differenti. / Geared motor prices are different for IE2 and IE3 motors. / Preise von Getrieben mit IE2 und IE3 Motoren sind unterschiedlich.




## Tabelle prestazionali dei motoriduttori serie K

### K Series Geared Motors Performance Tables

#### K Serien Getriebemotoren Leistung und Drehzahlübersicht

Potenza Power Leistung)	<b>IE3</b> Velocità di rotazione in uscita Output Speeds	<b>IE3</b> Coppia trasmessa Output Torque	Rapporto Ratio Übersetzung	<b>IE3</b> Carichi radiali ammessi (uscita) Permissible Radial Loads (Output) Zul.Querkräfte (Abtrieb)	<b>IE3</b> Fattori di servizio Service Factors Betriebsfaktor	Tipo Type Typ	Corrente nominale Rated Current Nennstrom	Peso Weight Gewicht	Tabella dim. Dim. Page Maße Seite	Classe eff. del motore Motor Eff. Class Motor Effizienz- klasse
$P_g$ [kW] $P_g$ [HP]	$n_2$ [r.p.m]	$M_2$ [Nm]	i	$F_{qam}$ [N]	$f_s$		[A]	~ [kg]		
0,18 0,25	1,6	909	<b>844,06</b>	21342	1,7	<b>KR475-G63/4b</b>	0,60	110	126	IE1
	2,0	752	<b>472,63</b>	22172	2,1	<b>KR474-3E71M/6C</b>	0,55	100	122	IE3
	2,2	673	<b>422,88</b>	22575	2,3	<b>KR474-2E71M/6B</b>	0,60	99		IE2
	2,5	592	<b>371,35</b>	22937	2,6					
	3,0	495	<b>310,16</b>	23382	3,1					
	3,2	468	<b>293,03</b>	23501	3,3					
	1,2	1174	<b>1094,97</b>	5584	0,7	<b>KR375-G63/4b</b>	0,60	70	114	IE1
	1,4	1038	<b>968,01</b>	8794	0,8					
	1,6	874	<b>814,20</b>	11365	0,9					
	1,9	744	<b>692,22</b>	12924	1,1					
	2,3	638	<b>593,11</b>	13987	1,3					
	2,5	584	<b>367,43</b>	14465	1,4	<b>KR374-3E71M/6C</b>	0,55	62	110	IE3
	3,1	471	<b>295,76</b>	15381	1,7	<b>KR374-2E71M/6B</b>	0,60	61		IE2
	3,6	413	<b>259,36</b>	15796	2,0					
	3,6	406	<b>367,43</b>	15848	2,0	<b>KR374-G63/4b</b>	0,60	59	110	IE1
4,5	327	<b>295,76</b>	16367	2,5						
5,2	287	<b>259,36</b>	16610	2,9						
2,3	616	<b>573,99</b>	10785	0,7	<b>KR275-G63/4b</b>	0,60	29	102	IE1	
2,7	535	<b>498,55</b>	11448	0,8						
3,1	469	<b>436,24</b>	11945	1,0						
3,7	388	<b>360,73</b>	12451	1,2						
4,5	324	<b>300,85</b>	12816	1,4						
5,3	272	<b>252,20</b>	13085	1,7						
6,2	233	<b>215,91</b>	13268	1,9						
6,7	217	<b>200,35</b>	13343	2,1						
8,2	184	<b>113,65</b>	13475	2,4	<b>KR273-3E71M/6C</b>	0,55	23	98	IE3	
9,6	157	<b>96,68</b>	13588	2,9	<b>KR273-2E71M/6B</b>	0,60	22		IE2	
11	136	<b>83,48</b>	13672	3,3						
12	127	<b>113,65</b>	13715	3,5	<b>KR273-G63/4b</b>	0,60	21	98	IE1	
14	109	<b>96,68</b>	13835	4,0						
6,7	236	<b>138,53</b>	8627	1,2	<b>KR203-3E71M/6C</b>	0,55	19	94	IE3	
7,8	204	<b>119,62</b>	9260	1,4	<b>KR203-2E71M/6B</b>	0,60	18		IE2	
8,9	179	<b>104,49</b>	9670	1,6						
9,5	168	<b>98,01</b>	9834	1,7						
9,7	164	<b>138,53</b>	9866	1,7	<b>KR203-G63/4b</b>	0,60	16	94	IE1	
11	141	<b>119,62</b>	9527	2,0						
13	124	<b>104,49</b>	9212	2,3						
14	116	<b>98,01</b>	9063	2,4						
16	99	<b>83,32</b>	8687	2,8						
8,8	179	<b>105,26</b>	4409	0,8	<b>KR103-3E71M/6C</b>	0,55	15	90	IE3	
10	152	<b>88,87</b>	5481	0,9	<b>KR103-2E71M/6B</b>	0,60	14		IE2	
10	152	<b>129,27</b>	5455	0,9	<b>KR103-G63/4b</b>	0,60	12	90	IE1	
12	137	<b>116,34</b>	5902	1,0						
13	124	<b>105,26</b>	6228	1,1						


\*: I prezzi dei motoriduttori IE2 e IE3 sono differenti. / Geared motor prices are different for IE2 and IE3 motors. / Preise von Getrieben mit IE2 und IE3 Motoren sind unterschiedlich.



## Tabelle prestazionali dei motoriduttori serie K K Series Geared Motors Performance Tables K Serien Getriebemotoren Leistung und Drehzahlübersicht

Potenza Power Leistung) P <sub>g</sub> [kW] P <sub>g</sub> [HP]	IE3 Velocità di rotazione in uscita Output Speeds Abtriebswelle Drehzahlen n <sub>2</sub> [r.p.m]	IE3 Coppia trasmessa Output Torque Abtriebswelle Drehmomente M <sub>2</sub> [Nm]	Rapporto Ratio Übersetzung i	IE3 Carichi radiali ammessi (uscita) Permissible Radial Loads (Output) Zul.Querkräfte (Abtrieb) F <sub>qam</sub> [N]	IE3 Fattori di servizio Service Factors Betriebsfaktor f <sub>s</sub>	Tipo Type Typ	Corrente nominale Rated Current Nennstrom [A]	Peso Weight Gewicht ~ [kg]	Tabella dim. Dim. Page Maße Seite	Classe eff. del motore Motor Eff. Class Motor Effizienzklasse						
0,18 0,25	15	105	88,87	6624	1,3	KR103-G63/4b	0,60	12	90	IE1						
	18	90	76,13	6873	1,6											
	20	80	67,22	7021	1,8											
	21	74	62,79	7086	1,9											
	25	63	53,07	6957	2,2											
	30	53	44,32	6622	2,7											
	35	45	38,22	6353	3,0											
	15	106	89,62	2782	0,8						KR003-G63/4b	0,60	11	86	IE1	
	17	95	80,66	3405	0,8											
	20	80	67,44	4058	1,0											
23	68	57,16	4437	1,2												
27	58	48,93	4678	1,4												
30	54	45,41	4765	1,5												
38	42	35,34	4802	1,9												
45	36	29,95	4602	2,3												
52	30	25,64	4415	2,6												
56	28	23,79	4326	2,8												
	67	24	19,88	4113	3,4	KR002-G63/4b	0,60	10	86	IE1						
	83	19	16,18	3879	3,9											
	91	18	14,73	3775	4,0											
	101	16	13,26	3661	4,0											
	121	13	11,09	3471	4,0											
	143	11	9,40	3303	4,0											
	167	9,7	8,04	3150	4,0											
	180	9,0	7,46	3079	4,0											
		213	7,5	13,26	2923						4,0	KR002-G63/2a	0,50	10	86	IE1
		254	6,2	11,09	2764						4,0					
300		5,3	9,40	2624	4,0											
351		4,5	8,04	2498	4,0											
378		4,2	7,46	2440	4,0											
0,25 0,34	0,16	12585	9052,24	93983	1,2	KR876-3E71M/4C	0,67	648	174	IE3						
	0,18	11054	7938,12	100294	1,4						KR876-2E71M/4B	0,71	647	IE2		
	0,20	9787	7017,76	104980	1,5											
	0,24	8248	5902,70	109927	1,8											
	0,29	7025	5018,35	113658	2,1											
	0,33	6029	4299,81	116464	2,5											
	0,37	5462	3891,23	117976	2,7											
	0,42	4773	3396,71	119816	3,1											
	0,48	4214	2996,39	121167	3,6											
	0,54	3751	2665,68	122163	4,0											
	0,60	3362	2387,89	126388	4,0											
		0,20	9930	7156,22	41071	0,8	KR776-3E71M/4C	0,67	392	162	IE3					
		0,22	8858	6380,72	49391	0,9						KR776-2E71M/4B	0,71	391	IE2	
		0,26	7801	5610,63	55893	1,0										
		0,32	6287	4516,30	63529	1,3										
		0,36	5522	3960,44	66795	1,4										
		0,41	4889	3501,26	69254	1,6										
		0,69	2961	2066,04	75548	2,7	KR775-3E71M/4C	0,67	392	162	IE3					
0,80		2556	1786,65	76703	3,1	KR775-2E71M/4B						0,71	391	IE2		
	0,37	5341	3844,04	13985	0,8		KR676-3E71M/4C	0,67	318	150	IE3					
	0,42	4729	3398,35	23714	0,9	KR676-2E71M/4B						0,71	317	IE2		

\* : I prezzi dei motoriduttori IE2 e IE3 sono differenti. / Geared motor prices are different for IE2 and IE3 motors. / Preise von Getrieben mit IE2 und IE3 Motoren sind unterschiedlich.



## Tabelle prestazionali dei motoriduttori serie K


### K Series Geared Motors Performance Tables

#### K Serien Getriebemotoren Leistung und Drehzahlübersicht

Potenza Power Leistung)	<b>IE3</b> Velocità di rotazione in uscita Output Speeds Abtriebswelle Drehzahlen P <sub>g</sub> [kW] P <sub>g</sub> [HP]	<b>IE3</b> Coppia trasmessa Output Torque Abtriebswelle Drehmomente M <sub>2</sub> [Nm]	Rapporto Ratio Übersetzung i	<b>IE3</b> Carichi radiali ammessi (uscita) Permissible Radial Loads (Output) Zul. Querkräfte (Abtrieb) F <sub>qam</sub> [N]	<b>IE3</b> Fattori di servizio Service Factors Betriebsfaktor f <sub>s</sub>	Tipo Type Typ	Corrente nominale Rated Current Nennstrom [A]	Peso Weight Gewicht ~ [kg]	Tabella dim. Dim. Page Maße Seite	Classe eff. del motore Motor Eff. Class Motor Effizienz- klasse
0,25 0,34	0,50	3986	<b>2858,39</b>	31305	1,1	<b>KR676-3E71M/4C</b>	0,67	318	150	IE3
	0,59	3395	<b>2430,14</b>	35760	1,3	<b>KR676-2E71M/4B</b>	0,71	317		IE2
	0,69	2914	<b>2082,19</b>	38846	1,5					
	0,77	2679	<b>1875,03</b>	40199	1,6	<b>KR675-3E71M/4C</b>	0,67	316	150	IE3
	0,90	2278	<b>1597,25</b>	42315	1,9	<b>KR675-2E71M/4B</b>	0,71	315		IE2
	1,0	1961	<b>1373,07</b>	43773	2,2					
	1,2	1703	<b>1191,60</b>	44927	2,5					
	1,4	1490	<b>1041,68</b>	45867	2,9					
	1,6	1311	<b>915,75</b>	46541	3,3					
	0,64	3169	<b>2236,28</b>	16952	0,9	<b>KR575-3E71M/4C</b>	0,67	156	138	IE3
	0,76	2681	<b>1890,04</b>	22886	1,0	<b>KR575-2E71M/4B</b>	0,71	155		IE2
	1,0	1942	<b>1368,95</b>	28913	1,4					
	1,2	1727	<b>1216,74</b>	30365	1,6					
	1,5	1327	<b>932,00</b>	32610	2,0					
	1,8	1123	<b>787,70</b>	33654	2,4					
	2,0	1060	<b>469,74</b>	33992	2,5	<b>KR574-3E71M/6D</b>	0,77	164	134	IE3
	2,3	897	<b>397,01</b>	34694	3,0	<b>KR574-2E71M/6C</b>	0,78	163		IE2
	1,0	1981	<b>1395,04</b>	11495	0,8	<b>KR475-3E71M/4C</b>	0,67	113	126	IE3
	1,2	1733	<b>1218,61</b>	14733	0,9	<b>KR475-2E71M/4B</b>	0,71	112		IE2
	1,3	1627	<b>1142,99</b>	15892	1,0					
	1,5	1384	<b>971,77</b>	18047	1,1					
	1,6	1286	<b>901,03</b>	18816	1,2					
	1,7	1204	<b>844,06</b>	19393	1,3					
	2,0	1067	<b>472,63</b>	20346	1,5	<b>KR474-3E71M/6D</b>	0,77	118	122	IE3
	2,2	954	<b>422,88</b>	21045	1,6	<b>KR474-2E71M/6C</b>	0,78	117		IE2
	2,5	839	<b>371,35</b>	21708	1,8					
	3,0	691	<b>472,63</b>	22459	2,2	<b>KR474-3E71M/4C</b>	0,67	98	122	IE3
	3,4	618	<b>422,88</b>	22819	2,5	<b>KR474-2E71M/4B</b>	0,71	97		IE2
	3,9	544	<b>371,35</b>	23170	2,9					
	4,6	455	<b>310,16</b>	23565	3,4					
	2,1	985	<b>692,22</b>	9709	0,8	<b>KR375-3E71M/4C</b>	0,67	72	114	IE3
	2,4	844	<b>593,11</b>	11751	1,0	<b>KR375-2E71M/4B</b>	0,71	71		IE2
	2,5	829	<b>367,43</b>	11952	1,0	<b>KR374-3E71M/6D</b>	0,77	64	110	IE3
	3,1	667	<b>295,76</b>	13705	1,2	<b>KR374-2E71M/6C</b>	0,78	63		IE2
	3,6	586	<b>259,36</b>	14452	1,4					
	3,9	537	<b>367,43</b>	14862	1,5	<b>KR374-3E71M/4C</b>	0,67	64	110	IE3
	4,9	432	<b>295,76</b>	15638	1,9	<b>KR374-2E71M/4B</b>	0,71	63		IE2
	5,5	380	<b>259,36</b>	16006	2,2					
	6,3	342	<b>148,75</b>	16244	2,4	<b>KR373-3E71M/6D</b>	0,77	59	106	IE3
	7,3	293	<b>127,30</b>	16551	2,8	<b>KR373-2E71M/6C</b>	0,78	58		IE2
	8,4	255	<b>110,61</b>	16778	3,2					
	4,0	514	<b>360,73</b>	11610	0,9	<b>KR275-3E71M/4C</b>	0,67	34	102	IE3
	4,8	429	<b>300,85</b>	12197	1,0	<b>KR275-2E71M/4B</b>	0,71	33		IE2
	5,7	360	<b>252,20</b>	12602	1,3					

\*: I prezzi dei motoriduttori IE2 e IE3 sono differenti. / Geared motor prices are different for IE2 and IE3 motors. / Preise von Getrieben mit IE2 und IE3 Motoren sind unterschiedlich.






## Tabelle prestazionali dei motoriduttori serie K

### K Series Geared Motors Performance Tables

#### K Serien Getriebemotoren Leistung und Drehzahlübersicht

Potenza Power Leistung)	<b>IE3</b> Velocità di rotazione in uscita Output Speeds Abtriebswelle Drehzahlen P <sub>g</sub> [kW] P <sub>g</sub> [HP]	<b>IE3</b> Coppia trasmessa Output Torque Abtriebswelle Drehmomente M <sub>2</sub> [Nm]	Rapporto Ratio Übersetzung i	<b>IE3</b> Carichi radiali ammessi (uscita) Permissible Radial Loads (Output) Zul.Querkräfte (Abtrieb) F <sub>qam</sub> [N]	<b>IE3</b> Fattori di servizio Service Factors Betriebsfaktor f <sub>s</sub>	Tipo Type Typ	Corrente nominale Rated Current Nennstrom [A]	Peso Weight Gewicht ~ [kg]	Tabella dim. Dim. Page Maße Seite	Classe eff. del motore Motor Eff. Class Motor Effizienzklasse	
0,25 0,34	6,6	309	215,91	12885	1,5	KR275-3E71M/4C	0,67	34	102	IE3	
	7,2	287	200,35	12999	1,6	KR275-2E71M/4B	0,71	33		IE2	
8,2 9,6 11	262	113,65	13120	13304	1,7	KR273-3E71M/6D	0,77	24	98	IE3	
	223	96,68	13304	13304	2,0	KR273-2E71M/6C	0,78	23		IE2	
	193	83,48	13438	13438	2,3						
	169	113,65	13539	13539	2,7	KR273-3E71M/4C	0,67	25	98	IE3	
13 15 17 20	144	96,68	13640	13640	3,1	KR273-2E71M/4B	0,71	24		IE2	
	125	83,48	13715	13715	3,6						
	109	72,92	13811	13811	4,0						
	169	113,65	13539	13539	2,7	KR273-3E71M/4C	0,67	25	98	IE3	
6,7 7,8 8,9 9,5	284	119,62	7369	7369	1,0	KR203-3E71M/6D	0,77	20	94	IE3	
	249	104,49	8343	8343	1,1	KR203-2E71M/6C	0,78	19		IE2	
	233	98,01	8691	8691	1,2						
	213	138,53	9100	9100	1,3	KR203-3E71M/4C	0,67	19	94	IE3	
10 12 14 15 17 20 23 27	184	119,62	8885	8885	1,5	KR203-2E71M/4B	0,71	18		IE2	
	161	104,49	8634	8634	1,7						
	151	98,01	8512	8512	1,9						
	129	83,32	8200	8200	2,2						
	112	72,37	7923	7923	2,5						
	98	63,33	7660	7660	2,9						
	81	52,37	7287	7287	3,5						
	179	116,34	4438	4438	0,8	KR103-3E71M/4C	0,67	15	90	IE3	
	162	105,26	5147	5147	0,9	KR103-2E71M/4B	0,71	14		IE2	
	12 14 16 19 21 23 27 32 38 41 44 52	137	88,87	5917	5917	1,0					
117		76,13	6381	6381	1,2						
104		67,22	6648	6648	1,4						
97		62,79	6765	6765	1,4						
82		53,07	6580	6580	1,7						
68		44,32	6290	6290	2,0						
59		38,22	6052	6052	2,3						
54		35,22	5922	5922	2,5						
51		32,90	5814	5814	2,6						
43		27,81	5551	5551	2,9						
56 68 75		40	25,50	6012	6012	3,0	KR102-3E71M/4C	0,67	14	90	IE3
		33	21,25	5638	5638	3,5	KR102-2E71M/4B	0,71	13		IE2
	30	19,13	5434	5434	3,7						
21 25 29 32 41 48 56 60	104	67,44	2913	2913	0,8	KR003-3E71M/4C	0,67	14	86	IE3	
	88	57,16	3732	3732	0,9	KR003-2E71M/4B	0,71	13		IE2	
	75	48,93	4200	4200	1,1						
	70	45,41	4366	4366	1,1						
	55	35,34	4498	4498	1,5						
	46	29,95	4334	4334	1,7						
	40	25,64	4176	4176	2,0						
	37	23,79	4100	4100	2,2						
72 89 97 108 129	31	19,88	3912	3912	2,6	KR002-3E71M/4C	0,67	13	86	IE3	
	25	16,18	3704	3704	3,0	KR002-2E71M/4B	0,71	12		IE2	
	23	14,73	3610	3610	3,2						
	21	13,26	3507	3507	3,6						
	17	11,09	3334	3334	4,0						

\* : I prezzi dei motoriduttori IE2 e IE3 sono differenti. / Geared motor prices are different for IE2 and IE3 motors. / Preise von Getrieben mit IE2 und IE3 Motoren sind unterschiedlich.




# Tabelle prestazionali dei motoriduttori serie K

## K Series Geared Motors Performance Tables

### K Serien Getriebemotoren Leistung und Drehzahlübersicht

Potenza Power Leistung)	IE3 Velocità di rotazione in uscita Output Speeds Abtriebswelle Drehzahlen P <sub>g</sub> [kW] P <sub>g</sub> [HP]	IE3 Coppia trasmissa Output Torque Abtriebswelle Drehmomente M <sub>2</sub> [Nm]	Rapporto Ratio Übersetzung i	IE3 Carichi radiali ammessi (uscita) Permissible Radial Loads (Output) Zul.Querkräfte (Abtrieb) F <sub>qam</sub> [N]	IE3 Fattori di servizio Service Factors Betriebsfaktor f <sub>s</sub>	Tipo Type Typ	Corrente nominale Rated Current Nennstrom [A]	Peso Weight Gewicht ~ [kg]	Tabella dim. Dim. Page Maße Seite	Classe eff. del motore Motor Eff. Class Motor Effizienz- klasse				
0,25 0,34	153	15	9,40	3178	4,0	KR002-3E71M/4C	0,67	13	86	IE3				
	178	13	8,04	3036	4,0		KR002-2E71M/4B	0,71		12	IE2			
	192	12	7,46	2970	4,0									
	193	12	14,73	2969	4,0	KR002-G63/2b	0,67	10	86	IE1				
	214	10	13,26	2877	4,0									
	256	8,7	11,09	2725	4,0									
	302	7,4	9,40	2590	4,0									
	353	6,3	8,04	2469	4,0									
	380	5,8	7,46	2412	4,0									
	0,37 0,50	0,24	12585	5902,70	93986	1,2	KR876-3E71M/4D	0,97	648	174	IE3			
		0,29	10719	5018,35	101578	1,4		KR876-2E71M/4C	1,00		647	IE2		
		0,33	9199	4299,81	107005	1,6								
		0,37	8334	3891,23	109836	1,8								
		0,42	7282	3396,71	112900	2,1								
0,48		6429	2996,39	115362	2,3									
0,54		5723	2665,68	117288	2,6									
0,60		5130	2387,89	118834	2,9									
0,69		4453	2074,42	120596	3,4									
0,76		4136	1891,08	121282	3,6	KR875-3E71M/4D	0,97	646	174	IE3				
0,86		3661	1671,18	123252	4,0						KR875-2E71M/4C	1,00	645	IE2
0,96		3276	1495,27	127227	4,0									
0,32		9593	4516,30	43792	0,8	KR776-3E71M/4D	0,97	390	162	IE3				
0,36		8426	3960,44	52309	0,9						KR776-2E71M/4C	1,00	389	IE2
0,41		7460	3501,26	57772	1,1									
0,69		4518	2066,04	70492	1,8	KR775-3E71M/4D	0,97	388	162	IE3				
0,80		3900	1786,65	72622	2,1						KR775-2E71M/4C	1,00	387	IE2
0,93		3380	1547,01	74285	2,4									
1,1		2959	1353,02	75554	2,7									
1,2		2611	1192,77	76552	3,1									
0,59		5180	2430,14	17163	0,8	KR676-3E71M/4D	0,97	230	150	IE3				
0,69		4446	2082,19	26845	1,0						KR676-2E71M/4C	1,00	229	IE2
0,77		4088	1875,03	30390	1,1	KR675-3E71M/4D	0,97	247	150	IE3				
0,90		3476	1597,25	35191	1,2						KR675-2E71M/4C	1,00	246	IE2
1,0		2991	1373,07	38300	1,4									
1,2		2598	1191,60	40646	1,7									
1,4		2273	1041,68	42341	1,9									
1,6		2000	915,75	43590	2,2									
1,8		1770	809,27	44633	2,4									
2,0		1584	724,08	45432	2,7									
2,3		1394	635,86	46212	3,1									
1,0		2963	1368,95	19659	0,9	KR575-3E71M/4D	0,97	156	138	IE3				
1,2		2635	1216,74	23352	1,0						KR575-2E71M/4C	1,00	155	IE2
1,5		2025	932,00	28381	1,3									
1,8		1713	787,70	30450	1,6									
2,0		1618	469,74	31010	1,7	KR574-3E80M/6B	1,03	161	134	IE3				
2,3		1369	397,01	32395	2,0						KR574-2E80M/6A	1,08	160	IE2
2,8		1136	328,56	33599	2,4									


\*: I prezzi dei motoriduttori IE2 e IE3 sono differenti. / Geared motor prices are different for IE2 and IE3 motors. / Preise von Getrieben mit IE2 und IE3 Motoren sind unterschiedlich.



## Tabelle prestazionali dei motoriduttori serie K K Series Geared Motors Performance Tables K Serien Getriebemotoren Leistung und Drehzahlübersicht

Potenza Power Leistung) P <sub>g</sub> [kW] P <sub>g</sub> [HP]	IE3 Velocità di rotazione in uscita Output Speeds Abtriebswelle Drehzahlen n <sub>2</sub> [r.p.m]	IE3 Coppia trasmessa Output Torque Abtriebswelle Drehmomente M <sub>2</sub> [Nm]	Rapporto Ratio Übersetzung i	IE3 Carichi radiali ammessi (uscita) Permissible Radial Loads (Output) Zul.Querkräfte (Abtrieb) F <sub>qam</sub> [N]	IE3 Fattori di servizio Service Factors Betriebsfaktor f <sub>s</sub>	Tipo Type Typ	Corrente nominale Rated Current Nennstrom [A]	Peso Weight Gewicht ~ [kg]	Tabella dim. Dim. Page Maße Seite	Classe eff. del motore Motor Eff. Class Motor Effizienz- klasse
0,37 0,50	3,1	1049	<b>469,74</b>	34013	2,6	<b>KR574-3E71M/4D</b>	0,97	153	134	IE3
	3,6	887	<b>397,01</b>	34755	3,0	<b>KR574-2E71M/4C</b>	1,00	152		IE2
	2,0	1628	<b>472,63</b>	15838	1,0	<b>KR474-3E80M/6B</b>	1,03	100	122	IE3
	2,2	1456	<b>422,88</b>	17441	1,1	<b>KR474-2E80M/6A</b>	1,08	99		IE2
	2,5	1280	<b>371,35</b>	18861	1,2					
	3,0	1055	<b>472,63</b>	20423	1,5	<b>KR474-3E71M/4D</b>	0,97	98	122	IE3
	3,4	944	<b>422,88</b>	21109	1,6	<b>KR474-2E71M/4C</b>	1,00	97		IE2
	3,9	830	<b>371,35</b>	21728	1,9					
	4,6	694	<b>310,16</b>	22447	2,2					
	4,9	656	<b>293,03</b>	22637	2,4					
	6,1	540	<b>153,47</b>	23177	2,9	<b>KR473-3E80M/6B</b>	1,03	93	118	IE3
	6,8	478	<b>135,98</b>	23477	3,2	<b>KR473-2E80M/6A</b>	1,08	92		IE2
	8,4	390	<b>110,65</b>	23849	4,0					
	3,1	1018	<b>295,76</b>	9149	0,8	<b>KR374-3E80M/6B</b>	1,03	66	110	IE3
	3,6	894	<b>259,36</b>	11098	0,9	<b>KR374-2E80M/6A</b>	1,08	65		IE2
	3,9	819	<b>367,43</b>	12058	1,0	<b>KR374-3E71M/4D</b>	0,97	64	110	IE3
	4,9	660	<b>295,76</b>	13757	1,2	<b>KR374-2E71M/4C</b>	1,00	63		IE2
	5,5	579	<b>259,36</b>	14509	1,4					
	6,3	513	<b>229,29</b>	15058	1,6					
	7,3	447	<b>127,30</b>	15535	1,8	<b>KR373-3E80M/6B</b>	1,03	62	106	IE3
	8,4	389	<b>110,61</b>	15946	2,1	<b>KR373-2E80M/6A</b>	1,08	61		IE2
	9,6	339	<b>148,75</b>	16272	2,4	<b>KR373-3E71M/4D</b>	0,97	60	106	IE3
	11	291	<b>127,30</b>	16574	2,8	<b>KR373-2E71M/4C</b>	1,00	59		IE2
	13	253	<b>110,61</b>	16807	3,2					
	4,8	654	<b>300,85</b>	10434	0,7	<b>KR275-3E71M/4D</b>	0,97	34	102	IE3
	5,7	549	<b>252,20</b>	11342	0,8	<b>KR275-2E71M/4C</b>	1,00	33		IE2
	6,6	471	<b>215,91</b>	11916	1,0					
	7,2	438	<b>200,35</b>	12141	1,0					
	9,6	340	<b>96,68</b>	12719	1,3	<b>KR273-3E80M/6B</b>	1,03	37	98	IE3
	11	294	<b>83,48</b>	12966	1,5	<b>KR273-2E80M/6A</b>	1,08	36		IE2
	13	259	<b>113,65</b>	13136	1,7	<b>KR273-3E71M/4D</b>	0,97	26	98	IE3
	15	221	<b>96,68</b>	13317	2,0	<b>KR273-2E71M/4C</b>	1,00	25		IE2
	17	191	<b>83,48</b>	13449	2,4					
	20	167	<b>72,92</b>	13549	2,7					
	21	157	<b>68,40</b>	13591	2,9					
	25	133	<b>58,15</b>	13683	3,4					
	28	116	<b>50,51</b>	13749	3,9					
	32	101	<b>44,20</b>	13953	4,0					
	9,5	345	<b>98,01</b>	4860	0,8	<b>KR203-3E80M/6B</b>	1,03	22	94	IE3
						<b>KR203-2E80M/6A</b>	1,08	21		IE2
10		316	<b>138,53</b>	6243	0,9	<b>KR203-3E71M/4D</b>	0,97	20	94	IE3
						<b>KR203-2E71M/4C</b>	1,00	19		IE2

\* : I prezzi dei motoriduttori IE2 e IE3 sono differenti. / Geared motor prices are different for IE2 and IE3 motors. / Preise von Getrieben mit IE2 und IE3 Motoren sind unterschiedlich.




## Tabelle prestazionali dei motoriduttori serie K

### K Series Geared Motors Performance Tables

#### K Serien Getriebemotoren Leistung und Drehzahlübersicht

Potenza Power Leistung)	<b>IE3</b> Velocità di rotazione in uscita Output Speeds Abtriebswelle Drehzahlen P <sub>g</sub> [kW] P <sub>g</sub> [HP]	<b>IE3</b> Coppia trasmessa Output Torque Abtriebswelle Drehmomente M <sub>2</sub> [Nm]	Rapporto Ratio Übersetzung i	<b>IE3</b> Carichi radiali ammessi (uscita) Permissible Radial Loads (Output) Zul.Querkräfte (Abtrieb) F <sub>qam</sub> [N]	<b>IE3</b> Fattori di servizio Service Factors Betriebsfaktor f <sub>s</sub>	Tipo Type Typ	Corrente nominale Rated Current Nennstrom [A]	Peso Weight Gewicht ~ [kg]	Tabella dim. Dim. Page Maße Seite	Classe eff. del motore Motor Eff. Class Motor Effizienz- klasse
0,37 0,50	12	273	119,62	7697	1,0	KR203-3E71M/4D	0,97	20	94	IE3
	14	239	104,49	7890	1,2	KR203-2E71M/4C	1,00	19		IE2
	15	224	98,01	7817	1,2					
	17	191	83,32	7616	1,5					
	20	166	72,37	7420	1,7					
	23	145	63,33	7223	1,9					
	27	120	52,37	6929	2,3					
	33	100	43,67	6640	2,8					
	38	88	38,16	6424	3,2					
	19	174	76,13	4642	0,8	KR103-3E71M/4D	0,97	16	90	IE3
	21	154	67,22	5410	0,9	KR103-2E71M/4C	1,00	15		IE2
	23	144	62,79	5721	1,0					
	27	121	53,07	6138	1,2					
	32	102	44,32	5925	1,4					
	38	88	38,22	5740	1,5					
	41	81	35,22	5636	1,7					
	44	76	32,90	5548	1,7					
	52	64	27,81	5328	2,0					
	56	59	25,50	6095	2,0	KR102-3E71M/4D	0,97	15	90	IE3
	68	49	21,25	5709	2,3	KR102-2E71M/4C	1,00	14		IE2
	75	44	19,13	5498	2,5					
	83	40	17,30	5306	2,7					
	98	34	14,61	4997	3,2					
	32	104	45,41	2897	0,8	KR003-3E71M/4D	0,97	15	86	IE3
	41	81	35,34	4010	1,0	KR003-2E71M/4C	1,00	14		IE2
	48	69	29,95	4004	1,2					
	56	59	25,64	3897	1,4					
	60	55	23,79	3842	1,5					
72	46	19,88	3696	1,7	KR002-3E71M/4D	0,97	14	86	IE3	
89	38	16,18	3530	2,0	KR002-2E71M/4C	1,00	13		IE2	
97	34	14,73	3453	2,2						
108	31	13,26	3366	2,4						
129	26	11,09	3217	2,9						
153	22	9,40	3080	3,2						
178	19	8,04	2952	3,5						
192	17	7,46	2892	3,7						
192	17	14,73	2894	3,5	KR002-3E71M/2B	0,86	13	86	IE3	
213	16	13,26	2810	3,9	KR002-2E71M/2A	0,90	12		IE2	
255	13	11,09	2670	4,0						
301	11	9,40	2544	4,0						
352	9,5	8,04	2430	4,0						
379	8,8	7,46	2376	4,0						
0,55 0,75	0,43	10713	3396,71	101600	1,4	KR876-3E80M/4C	1,34	655	174	IE3
	0,48	9458	2996,39	106126	1,6	KR876-2E80M/4B	1,45	654		IE2
	0,54	8419	2665,68	109566	1,8					
	0,61	7546	2387,89	112266	2,0					
	0,70	6550	2074,42	115149	2,3					
	0,77	6084	1891,08	116259	2,5	KR875-3E80M/4C	1,34	651	174	IE3
	0,87	5385	1671,18	118129	2,8	KR875-2E80M/4B	1,45	650		IE2
	0,97	4820	1495,27	119576	3,1					
	1,1	4240	1313,07	121000	3,5					
	1,3	3549	1096,71	124461	4,0					


\*: I prezzi dei motoriduttori IE2 e IE3 sono differenti. / Geared motor prices are different for IE2 and IE3 motors. / Preise von Getrieben mit IE2 und IE3 Motoren sind unterschiedlich.



## Tabelle prestazionali dei motoriduttori serie K K Series Geared Motors Performance Tables K Serien Getriebemotoren Leistung und Drehzahlübersicht

Potenza Power Leistung) P <sub>g</sub> [kW] P <sub>g</sub> [HP]	IE3 Velocità di rotazione in uscita Output Speeds Abtriebswelle Drehzahlen n <sub>2</sub> [r.p.m]	IE3 Coppia trasmessa Output Torque Abtriebswelle Drehmomente M <sub>2</sub> [Nm]	Rapporto Ratio Übersetzung i	IE3 Carichi radiali ammessi (uscita) Permissible Radial Loads (Output) Zul.Querkräfte (Abtrieb) F <sub>qam</sub> [N]	IE3 Fattori di servizio Service Factors Betriebsfaktor f <sub>s</sub>	Tipo Type Typ	Corrente nominale Rated Current Nennstrom [A]	Peso Weight Gewicht ~ [kg]	Tabella dim. Dim. Page Maße Seite	Classe eff. del motore Motor Eff. Class Motor Effizienzklasse																		
0,55 0,75			957,34	128847	4,0	KR875-3E80M/4C	1,34	651	174	IE3																		
						KR875-2E80M/4B	1,45	650		IE2																		
	0,70 0,81 0,94 1,1 1,2 1,4 1,5 1,7 1,9	6646 5737 4973 4353 3840 3409 3042 2693 2410	2066,04 1786,65 1547,01 1353,02 1192,77 1058,16 943,49 833,78 746,01	61869 65911 68941 71183 72906 74160 75280 76295 77083	1,2 1,4 1,6 1,8 2,1 2,3 2,6 3,0 3,3	KR775-3E80M/4C	1,34	393	162	IE3																		
						KR775-2E80M/4B	1,45	392		IE2																		
							0,91 1,1 1,2 1,4 1,6 1,8 2,0 2,3	5114 4401 3822 3344 2942 2604 2331 2051	1597,25 1373,07 1191,60 1041,68 915,75 809,27 724,08 635,86	18299 27374 32584 36109 38680 40614 42051 43418	0,8 1,0 1,1 1,3 1,5 1,7 1,8 2,1	KR675-3E80M/4C	1,34	320	150	IE3												
												KR675-2E80M/4B	1,45	319		IE2												
													2,6 2,9 3,4 4,0	1867 1652 1406 1210	363,81 321,51 273,88 235,44	44261 45193 46204 46959	2,3 2,6 3,1 3,6	KR674-3E80M/6C	1,47	206	146	IE3						
																		KR674-2E80M/6B	1,50	205		IE2						
																			1,6 1,8	2979 2521	932,00 787,70	19523 24386	0,9 1,1	KR575-3E80M/4C	1,34	154	138	IE3
																								KR575-2E80M/4B	1,45	153		IE2
													2,0 2,4 2,8	2392 2025 1680	469,74 397,01 328,56	25521 28384 30658	1,1 1,3 1,6	KR574-3E80M/6C	1,47	158	134	IE3						
																		KR574-2E80M/6B	1,50	157		IE2						
	3,1 3,7 4,4 5,2 5,9	1543 1305 1083 927 814	469,74 397,01 328,56 281,00 246,42	31472 32773 33884 34563 35063	1,8 2,1 2,5 2,9 3,3													KR574-3E80M/4C	1,34	155	134	IE3						
						KR574-2E80M/4B	1,45	154		IE2																		
							2,5	1893	371,35	12782	0,8	KR474-3E80M/6C	1,47	102	122	IE3												
												KR474-2E80M/6B	1,45	101		IE2												
							3,1 3,4 3,9 4,7 4,9	1552 1388 1220 1021 965	472,63 422,88 371,35 310,16 293,03	16587 18011 19300 20640 20983	1,0 1,1 1,3 1,5 1,6	KR474-3E80M/4C	1,34	101	122	IE3												
KR474-2E80M/4B	1,45	100		IE2																								
	6,1 6,9 8,4	800 709 578	153,47 135,98 110,65	21919 22395 23030	1,9 2,2 2,7							KR473-3E80M/6C	1,47	94	118	IE3												
												KR473-2E80M/6B	1,50	93		IE2												
													9,4 11	517 458	153,47 135,98	23280 23565	3,0 3,4	KR473-3E80M/4C	1,34	94	118	IE3						
KR473-2E80M/4B	1,45	93		IE2																								

\* : I prezzi dei motoriduttori IE2 e IE3 sono differenti. / Geared motor prices are different for IE2 and IE3 motors. / Preise von Getrieben mit IE2 und IE3 Motoren sind unterschiedlich.




## Tabelle prestazionali dei motoriduttori serie K

### K Series Geared Motors Performance Tables

#### K Serien Getriebemotoren Leistung und Drehzahlübersicht

Potenza Power Leistung)	<b>IE3</b> Velocità di rotazione in uscita Output Speeds	<b>IE3</b> Coppia trasmessa Output Torque	Rapporto Ratio Übersetzung	<b>IE3</b> Carichi radiali ammessi (uscita) Permissible Radial Loads (Output) Zul.Querkräfte (Abtrieb)	<b>IE3</b> Fattori di servizio Service Factors Betriebsfaktor	Tipo Type Typ	Corrente nominale Rated Current Nennstrom	Peso Weight Gewicht	Tabella dim. Dim. Page Maße Seite	Classe eff. del motore Motor Eff. Class Motor Effizienz- klasse
$P_g$ [kW] $P_g$ [HP]	$n_2$ [r.p.m.]	$M_2$ [Nm]	i	$F_{qam}$ [N]	$f_s$		[A]	~ [kg]		
0,55 0,75	13	373	110,65	24142	4,0	KR473-3E80M/4C KR473-2E80M/4B	1,34 1,45	94 93	118	IE3 IE2
	4,9 5,6 6,3	971 852 754	295,76 259,36 229,29	9956 11651 12812	0,8 1,0 1,1	KR374-3E80M/4C KR374-2E80M/4B	1,34 1,45	67 66	110	IE3 IE2
	7,3 8,5 9,6	663 577 508	127,30 110,61 97,26	13748 14514 16830	1,2 1,4 1,6	KR373-3E80M/6C KR373-2E80M/6B	1,47 1,50	64 63	106	IE3 IE2
	11 13 15 19	428 372 328 264	127,30 110,61 97,26 78,29	15691 16072 16338 16727	1,9 2,2 2,5 3,1	KR373-3E80M/4C KR373-2E80M/4B	1,34 1,45	63 62	106	IE3 IE2
	7,2	644	200,35	10534	0,7	KR275-3E80M/4C KR275-2E80M/4B	1,34 1,45	38 37	102	IE3 IE2
	9,7 11 13	504 435 381	96,68 83,48 72,92	11685 12163 12494	0,9 1,0 1,2	KR273-3E80M/6C KR273-2E80M/6B	1,47 1,50	28 27	98	IE3 IE2
	15 17 20 21 25 29 33 40 48	325 281 246 231 196 171 149 124 103	96,68 83,48 72,92 68,40 58,15 50,51 44,20 36,55 30,48	12809 13023 13197 13268 13423 13532 13618 13718 13923	1,4 1,6 1,8 1,9 2,3 2,6 3,0 3,6 4,0	KR273-3E80M/4C KR273-2E80M/4B	1,34 1,45	30 29	98	IE3 IE2
	14 15 17 20 23 28 33 38 46 55	352 330 281 244 214 177 148 129 107 89	104,49 98,01 83,32 72,37 63,33 52,37 43,67 38,16 31,55 26,31	4449 5626 6693 6625 6533 6363 6170 6014 5779 5545	0,8 0,8 1,0 1,1 1,3 1,6 1,9 2,2 2,6 3,0	KR203-3E80M/4C KR203-2E80M/4B	1,34 1,45	23 22	94	IE3 IE2
	61	82	23,79	6415	3,4	KR202-3E80M/4C KR202-2E80M/4B	1,34 1,45	22 21	94	IE3 IE2
	27 33 38 41 44 52	179 150 129 119 111 94	53,07 44,32 38,22 35,22 32,90 27,81	4428 5348 5246 5182 5125 4972	0,8 0,9 1,0 1,1 1,2 1,3	KR103-3E80M/4C KR103-2E80M/4B	1,34 1,45	19 18	90	IE3 IE2
	57 68	87 73	25,50 21,25	6186 5786	1,4 1,6	KR102-3E80M/4C KR102-2E80M/4B	1,34 1,45	18 17	90	IE3 IE2

\* : I prezzi dei motoriduttori IE2 e IE3 sono differenti. / Geared motor prices are different for IE2 and IE3 motors. / Preise von Getrieben mit IE2 und IE3 Motoren sind unterschiedlich.




## Tabelle prestazionali dei motoriduttori serie K K Series Geared Motors Performance Tables

### K Serien Getriebemotoren Leistung und Drehzahlübersicht

Potenza Power Leistung)	<b>IE3</b> Velocità di rotazione in uscita Output Speeds Abtriebswelle Drehzahlen P <sub>g</sub> [kW] P <sub>g</sub> [HP]	<b>IE3</b> Coppia trasmessa Output Torque Abtriebswelle Drehmomente M <sub>2</sub> [Nm]	Rapporto Ratio Übersetzung i	<b>IE3</b> Carichi radiali ammessi (uscita) Permissible Radial Loads (Output) Zul.Querkräfte (Abtrieb) F <sub>qam</sub> [N]	<b>IE3</b> Fattori di servizio Service Factors Betriebsfaktor f <sub>s</sub>	Tipo Type Typ	Corrente nominale Rated Current Nennstrom [A]	Peso Weight Gewicht ~ [kg]	Tabella dim. Dim. Page Maße Seite	Classe eff. del motore Motor Eff. Class Motor Effizienzklasse	
0,55 0,75	76	66	19,13	5567	1,7	KR102-3E80M/4C	1,34	18	90	IE3	
	84	59	17,30	5368	1,9	KR102-2E80M/4B	1,45	17		IE2	
	99	50	14,61	5050	2,2						
	116	43	12,51	4776	2,4						
	131	38	11,05	4568	2,6						
	140	35	10,32	4458	2,8						
	166	30	8,72	4200	3,2						
		48	101	29,95	3075	0,8	KR003-3E80M/4C	1,34	18	86	IE3
		57	87	25,64	3454	0,9	KR003-2E80M/4B	1,45	17		IE2
		61	80	23,79	3433	1,0					
		73	68	19,88	3355	1,2	KR002-3E80M/4C	1,34	17	86	IE3
		90	55	16,18	3255	1,4	KR002-2E80M/4B	1,45	16		IE2
		98	51	14,73	3203	1,5					
		109	45	13,26	3141	1,7					
		131	38	11,09	3029	2,0					
		154	32	9,40	2921	2,2					
		180	28	8,04	2816	2,3					
		194	26	7,46	2765	2,5					
		192	26	14,73	2775	2,3	KR002-3E71M/2C	1,19	14	86	IE3
		213	23	13,26	2703	2,6	KR002-2E71M/2B	1,25	13		IE2
		255	19	11,09	2581	3,1					
		301	17	9,40	2469	3,3					
		352	14	8,04	2366	3,9					
		379	13	7,46	2316	4,0					
0,75 1,0	0,48	12897	2996,39	92600	1,2	KR876-3E80M/4D	1,77	653	174	IE3	
	0,54	11481	2665,68	98610	1,3	KR876-2E80M/4C	1,89	651		IE2	
	0,61	10290	2387,89	103170	1,5						
	0,70	8932	2074,42	107899	1,7						
		0,77	8296	1891,08	109774	1,8	KR875-3E80M/4D	1,77	651	174	IE3
		0,87	7344	1671,18	112719	2,0	KR875-2E80M/4C	1,89	649		IE2
		0,97	6572	1495,27	114961	2,3					
		1,1	5781	1313,07	117134	2,6					
		1,3	4840	1096,71	119567	3,1					
		1,5	4230	957,34	121059	3,5					
		1,7	3735	844,51	122416	4,0					
		1,9	3326	751,30	126745	4,0					
		0,70	9063	2066,04	47924	0,9	KR775-3E80M/4D	1,77	393	162	IE3
		0,81	7823	1786,65	55767	1,0	KR775-2E80M/4C	1,89	391		IE2
		0,94	6781	1547,01	61224	1,2					
		0,70	9108	1353,02	47716	0,9					
		1,2	5237	1192,77	67929	1,5					
		1,4	4649	1058,16	70135	1,7					
		1,5	4148	943,49	71790	1,9					
		1,7	3672	833,78	73367	2,2					
		1,9	3286	746,01	74575	2,4					
		2,2	2891	655,11	75752	2,8					
		2,4	2751	396,00	76168	2,9	KR774-3E90S/6B	1,96	407	158	IE3
		2,7	2462	354,32	76974	3,2	KR774-2E90S/6A	2,00	405		IE2
	3,0	2166	311,14	77769	3,7						

★ : I prezzi dei motoriduttori IE2 e IE3 sono differenti. / Geared motor prices are different for IE2 and IE3 motors. / Preise von Getrieben mit IE2 und IE3 Motoren sind unterschiedlich.



## Tabelle prestazionali dei motoriduttori serie K


### K Series Geared Motors Performance Tables

#### K Serien Getriebemotoren Leistung und Drehzahlübersicht

Potenza Power Leistung)	IE3 Velocità di rotazione in uscita Output Speeds	IE3 Coppia trasmissa Output Torque	Rapporto Ratio Übersetzung	IE3 Carichi radiali ammessi (uscita) Permissible Radial Loads (Output) Zul.Querkräfte (Abtrieb)	IE3 Fattori di servizio Service Factors Betriebsfaktor	Tipo Type Typ	Corrente nominale Rated Current Nennstrom	Peso Weight Gewicht	Tabella dim. Dim. Page Maße Seite	Classe eff. del motore Motor Eff. Class Motor Effizienz- klasse
P <sub>g</sub> [kW] P <sub>g</sub> [HP]	n <sub>2</sub> [r.p.m.]	M <sub>2</sub> [Nm]	i	F <sub>qam</sub> [N]	f <sub>s</sub>		[A]	~ [kg]		
0,75 1,0	1,2	5212	1191,60	16574	0,8	KR675-3E80M/4D	1,77	321	150	IE3
	1,4	4560	1041,68	25595	0,9	KR675-2E80M/4C	1,89	319		IE2
	1,6	4012	915,75	31082	1,1					
	1,8	3551	809,27	34652	1,2					
	2,0	3178	724,08	37206	1,4					
	2,3	2796	635,86	39536	1,5					
	2,6	2519	363,81	41003	1,7	KR674-3E90S/6B	1,96	301	146	IE3
	2,9	2229	321,51	42498	1,9	KR674-2E90S/6A	2,00	209		IE2
	3,5	1897	273,88	44120	2,3					
	4,0	1641	363,81	45192	2,6	KR674-3E80M/4D	1,77	296	146	IE3
	4,5	1453	321,51	45975	3,0	KR674-2E80M/4C	1,89	294		IE2
	5,3	1236	273,88	46829	3,5					
	2,0	3228	469,74	15989	0,8	KR574-3E90S/6B	1,96	159	134	IE3
	2,4	2732	397,01	22409	1,0	KR574-2E90S/6A	2,00	157		IE2
	2,9	2266	328,56	26563	1,2					
	3,1	2104	469,74	27812	1,3	KR574-3E80M/4D	1,77	156	134	IE3
	3,7	1780	397,01	30031	1,5	KR574-2E80M/4C	1,89	154		IE2
	4,4	1477	328,56	31845	1,8					
	5,2	1264	281,00	32943	2,1					
	5,9	1110	246,42	33716	2,4					
	6,1	1071	237,97	33906	2,5					
	6,9	953	211,51	34460	2,8					
	3,4	1893	422,88	12714	0,8	KR474-3E80M/4D	1,77	103	122	IE3
	3,9	1664	371,35	15500	0,9	KR474-2E80M/4C	1,89	101		IE2
	4,7	1392	310,16	17982	1,1					
	4,9	1316	293,03	18590	1,2					
	6,2	1079	153,47	20234	1,4	KR473-3E90S/6B	1,96	99	118	IE3
	6,9	956	135,98	21039	1,6	KR473-2E90S/6A	2,00	97		IE2
	8,5	779	110,65	22009	2,0					
	9,4	706	153,47	22412	2,2	KR473-3E80M/4D	1,77	95	118	IE3
	11	625	135,98	22807	2,5	KR473-2E80M/4C	1,89	93		IE2
	13	510	110,65	23324	3,0					
	15	451	97,79	23564	3,4					
	6,3	1028	229,29	8932	0,8	KR374-3E80M/4D	1,77	68	110	IE3
						KR374-2E80M/4C	1,89	66		IE2
	8,5	778	110,61	12550	1,1	KR373-3E90S/6B	1,96	68	106	IE3
	9,7	684	97,26	16200	1,2	KR373-2E90S/6A	2,00	66		IE2
	11	584	127,30	14463	1,4	KR373-3E80M/4D	1,77	64	106	IE3
	13	509	110,61	15090	1,6	KR373-2E80M/4C	1,89	62		IE2
	15	448	97,26	15527	1,8					
	19	361	78,29	16133	2,3					
	21	317	68,65	16415	2,6					
	24	280	60,69	16637	2,9					
	11	587	83,48	11033	0,8	KR273-3E90S/6B	1,96	31	98	IE3
	13	513	72,92	11614	0,9	KR273-2E90S/6A	2,00	29		IE2

\*: I prezzi dei motoriduttori IE2 e IE3 sono differenti. / Geared motor prices are different for IE2 and IE3 motors. / Preise von Getrieben mit IE2 und IE3 Motoren sind unterschiedlich.






## Tabelle prestazionali dei motoriduttori serie K

### K Series Geared Motors Performance Tables

#### K Serien Getriebemotoren Leistung und Drehzahlübersicht

Potenza Power Leistung)	<b>IE3</b> Velocità di rotazione in uscita Output Speeds Abtriebswelle Drehzahlen P <sub>g</sub> [kW] P <sub>g</sub> [HP]	<b>IE3</b> Coppia trasmessa Output Torque Abtriebswelle Drehmomente M <sub>2</sub> [Nm]	Rapporto Ratio Übersetzung i	<b>IE3</b> Carichi radiali ammessi (uscita) Permissible Radial Loads (Output) Zul.Querkräfte (Abtrieb) F <sub>qam</sub> [N]	<b>IE3</b> Fattori di servizio Service Factors Betriebsfaktor f <sub>s</sub>	Tipo Type Typ	Corrente nominale Rated Current Nennstrom [A]	Peso Weight Gewicht ~ [kg]	Tabella dim. Dim. Page Maße Seite	Classe eff. del motore Motor Eff. Class Motor Effizienzklasse
0,75 1,0	15	444	<b>96,68</b>	12098	1,0	<b>KR273-3E80M/4D</b>	1,77	31	98	IE3
	17	384	<b>83,48</b>	12459	1,2	<b>KR273-2E80M/4C</b>	1,89	29		IE2
	20	336	<b>72,92</b>	12738	1,3					
	21	315	<b>68,40</b>	12851	1,4					
	25	268	<b>58,15</b>	13094	1,7					
	29	233	<b>50,51</b>	13261	1,9					
	33	204	<b>44,20</b>	13392	2,2					
	40	169	<b>36,55</b>	13541	2,7					
	48	141	<b>30,48</b>	13653	3,2					
	57	118	<b>25,55</b>	13799	3,6					
63	107	<b>23,08</b>	13908	3,8						
76	89	<b>19,08</b>	14143	4,0						
	20	334	<b>72,37</b>	5471	0,8	<b>KR203-3E80M/4D</b>	1,77	24	94	IE3
	23	292	<b>63,33</b>	5739	1,0	<b>KR203-2E80M/4C</b>	1,89	22		IE2
	28	242	<b>52,37</b>	5719	1,2					
	33	202	<b>43,67</b>	5643	1,4					
	38	177	<b>38,16</b>	5559	1,6					
	46	146	<b>31,55</b>	5408	1,9					
	55	122	<b>26,31</b>	5239	2,2					
	61	111	<b>23,79</b>	6507	2,5	<b>KR202-3E80M/4D</b>	1,77	23	94	IE3
	72	95	<b>20,23</b>	6133	3,0	<b>KR202-2E80M/4C</b>	1,89	21		IE2
	83	82	<b>17,47</b>	5815	3,3					
	41	163	<b>35,22</b>	4667	0,8	<b>KR103-3E80M/4D</b>	1,77	19	90	IE3
	44	152	<b>32,90</b>	4646	0,9	<b>KR103-2E80M/4C</b>	1,89	17		IE2
	52	128	<b>27,81</b>	4574	1,0					
	57	119	<b>25,50</b>	6298	1,0	<b>KR102-3E80M/4D</b>	1,77	18	90	IE3
	68	99	<b>21,25</b>	5884	1,2	<b>KR102-2E80M/4C</b>	1,89	16		IE2
	76	90	<b>19,13</b>	5658	1,2					
	84	81	<b>17,30</b>	5452	1,4					
	99	69	<b>14,61</b>	5123	1,6					
	116	59	<b>12,51</b>	4841	1,8					
	131	52	<b>11,05</b>	4626	1,9					
	140	49	<b>10,32</b>	4513	2,1					
	166	41	<b>8,72</b>	4247	2,3					
	199	34	<b>7,29</b>	3981	2,6					
231	30	<b>6,28</b>	3776	3,0						
	261	26	<b>11,05</b>	3616	3,3	<b>KR102-3E80M/2B</b>	1,59	16	90	IE3
	279	24	<b>10,32</b>	3530	3,3	<b>KR102-2E80M/2A</b>	1,67	15		IE2
	73	93	<b>19,88</b>	2961	0,9	<b>KR002-3E80M/4D</b>	1,77	17	86	IE3
	90	76	<b>16,18</b>	2941	1,0	<b>KR002-2E80M/4C</b>	1,89	15		IE2
	98	69	<b>14,73</b>	2920	1,1					
	109	62	<b>13,26</b>	2890	1,2					
	131	52	<b>11,09</b>	2822	1,4					
	154	44	<b>9,40</b>	2747	1,6					
	180	38	<b>8,04</b>	2669	1,7					
	194	35	<b>7,46</b>	2630	1,9					
	217	31	<b>13,26</b>	2573	1,9	<b>KR002-3E80M/2B</b>	1,59	15	86	IE3
	260	26	<b>11,09</b>	2471	2,3	<b>KR002-2E80M/2A</b>	1,67	14		IE2
	307	22	<b>9,40</b>	2375	2,5					
	358	19	<b>8,04</b>	2284	2,9					
	386	18	<b>7,46</b>	2240	3,1					

★ : I prezzi dei motoriduttori IE2 e IE3 sono differenti. / Geared motor prices are different for IE2 and IE3 motors. / Preise von Getrieben mit IE2 und IE3 Motoren sind unterschiedlich.




## Tabelle prestazionali dei motoriduttori serie K

### K Series Geared Motors Performance Tables

#### K Serien Getriebemotoren Leistung und Drehzahlübersicht

Potenza Power Leistung)	IE3 Velocità di rotazione in uscita Output Speeds	IE3 Coppia trasmissa Output Torque	Rapporto Ratio Übersetzung	IE3 Carichi radiali ammessi (uscita) Permissible Radial Loads (Output) Zul.Querkräfte (Abtrieb)	IE3 Fattori di servizio Service Factors Betriebsfaktor	Tipo Type Typ	Corrente nominale Rated Current Nennstrom	Peso Weight Gewicht	Tabella dim. Dim. Page Maße Seite	Classe eff. del motore Motor Eff. Class Motor Effizienz- klasse
P <sub>g</sub> [kW] P <sub>g</sub> [HP]	n <sub>2</sub> [r.p.m]	M <sub>2</sub> [Nm]	i	F <sub>qam</sub> [N]	f <sub>s</sub>		[A]	~ [kg]		
1,1 1,5	0,77	12168	<b>1891,08</b>	95780	1,2	<b>KR875-3E90S/4C</b>	2,46	657	174	IE3
	0,87	10771	<b>1671,18</b>	101381	1,4	<b>KR875-2E90S/4B</b>	2,60	655		IE2
	0,97	9639	<b>1495,27</b>	105337	1,6					
	1,1	8479	<b>1313,07</b>	109373	1,8					
	1,3	7099	<b>1096,71</b>	113443	2,1					
	1,5	6204	<b>957,34</b>	115988	2,4					
	1,7	5478	<b>844,51</b>	117936	2,7					
	1,9	4878	<b>751,30</b>	119473	3,1					
0,94 1,1 1,2 1,4 1,5 1,7 1,9 2,2	0,94	9946	<b>1547,01</b>	40762	0,8	<b>KR775-3E90S/4C</b>	2,46	399	162	IE3
	1,1	8706	<b>1353,02</b>	50450	0,9	<b>KR775-2E90S/4B</b>	2,60	397		IE2
	1,2	7681	<b>1192,77</b>	56568	1,0					
	1,4	6819	<b>1058,16</b>	61043	1,2					
	1,5	6083	<b>943,49</b>	64432	1,3					
	1,7	5385	<b>833,78</b>	67228	1,5					
	1,9	4820	<b>746,01</b>	69510	1,7					
	2,2	4241	<b>655,11</b>	71469	1,9					
2,4 2,7 3,0 3,4	2,4	4057	<b>396,00</b>	72289	2,0	<b>KR774-3E90L/6C</b>	2,75	348	158	IE3
	2,7	3631	<b>354,32</b>	73579	2,2	<b>KR774-2E90L/6B</b>	2,90	345		IE2
	3,0	3194	<b>311,14</b>	74922	2,5					
	3,4	2860	<b>278,35</b>	75898	2,8					
3,7 4,1	3,7	2630	<b>396,00</b>	76498	3,0	<b>KR774-3E90S/4C</b>	2,46	370	158	IE3
	4,1	2354	<b>354,32</b>	77259	3,4	<b>KR774-2E90S/4B</b>	2,60	368		IE2
1,8 2,0 2,3	1,8	5208	<b>809,27</b>	16646	0,8	<b>KR675-3E90S/4C</b>	2,46	257	150	IE3
	2,0	4662	<b>724,08</b>	24408	0,9	<b>KR675-2E90S/4B</b>	2,60	255		IE2
	2,3	4101	<b>635,86</b>	30274	1,0					
2,6 2,9 3,4	2,6	3714	<b>363,81</b>	33437	1,2	<b>KR674-3E90L/6C</b>	2,75	271	146	IE3
	2,9	3287	<b>321,51</b>	36489	1,3	<b>KR674-2E90L/6B</b>	2,90	268		IE2
	3,4	2797	<b>273,88</b>	39532	1,5					
4,0 4,5 5,3 6,2 7,1	4,0	2407	<b>363,81</b>	41618	1,8	<b>KR674-3E90S/4C</b>	2,46	270	146	IE3
	4,5	2131	<b>321,51</b>	42965	2,0	<b>KR674-2E90S/4B</b>	2,60	268		IE2
	5,3	1813	<b>273,88</b>	44444	2,4					
	6,2	1561	<b>235,44</b>	45531	2,8					
	7,1	1357	<b>204,32</b>	46361	3,2					
3,1 3,7 4,4 5,2 5,9 6,1 6,9 8,0 9,1 10 12	3,1	3085	<b>469,74</b>	18048	0,9	<b>KR574-3E90S/4C</b>	2,46	159	134	IE3
	3,7	2611	<b>397,01</b>	23598	1,0	<b>KR574-2E90S/4B</b>	2,60	157		IE2
	4,4	2166	<b>328,56</b>	27343	1,2					
	5,2	1854	<b>281,00</b>	29553	1,5					
	5,9	1629	<b>246,42</b>	30921	1,7					
	6,1	1571	<b>237,97</b>	31286	1,7					
	6,9	1397	<b>211,51</b>	32230	1,9					
	8,0	1196	<b>180,90</b>	33290	2,3					
	9,1	1051	<b>158,64</b>	34002	2,6					
	10	931	<b>140,24</b>	34561	2,9					
	12	785	<b>117,96</b>	35203	3,4					
	6,1 6,9 8,5	6,1	1594	<b>153,47</b>	16176	1,0	<b>KR473-3E90L/6C</b>	2,75	102	118
6,9		1412	<b>135,98</b>	17815	1,1	<b>KR473-2E90L/6B</b>	2,90	99		IE2
8,5		1151	<b>110,65</b>	19787	1,3					
9,4	1036	<b>153,47</b>	20546	1,5	<b>KR473-3E90S/4C</b> <b>KR473-2E90S/4B</b>	2,46 2,60	101 99	118	IE3 IE2	


\*: I prezzi dei motoriduttori IE2 e IE3 sono differenti. / Geared motor prices are different for IE2 and IE3 motors. / Preise von Getrieben mit IE2 und IE3 Motoren sind unterschiedlich.



## Tabelle prestazionali dei motoriduttori serie K K Series Geared Motors Performance Tables K Serien Getriebemotoren Leistung und Drehzahlübersicht

Potenza Power Leistung)	<b>IE3</b> Velocità di rotazione in uscita Output Speeds Abtriebswelle Drehzahlen P <sub>g</sub> [kW] P <sub>g</sub> [HP]	<b>IE3</b> Coppia trasmessa Output Torque Abtriebswelle Drehmomente M <sub>2</sub> [Nm]	Rapporto Ratio Übersetzung i	<b>IE3</b> Carichi radiali ammessi (uscita) Permissible Radial Loads (Output) Zul.Querkräfte (Abtrieb) F <sub>qam</sub> [N]	<b>IE3</b> Fattori di servizio Service Factors Betriebsfaktor f <sub>s</sub>	Tipo Type Typ	Corrente nominale Rated Current Nennstrom [A]	Peso Weight Gewicht ~ [kg]	Tabella dim. Dim. Page Maße Seite	Classe eff. del motore Motor Eff. Class Motor Effizienzklasse					
1,1 1,5	11	918	<b>135,98</b>	21262	1,7	<b>KR473-3E90S/4C</b>	2,46	101	118	IE3					
	13	748	<b>110,65</b>	22168	2,1	<b>KR473-2E90S/4B</b>	2,60	99		IE2					
	15	662	<b>97,79</b>	22607	2,3										
	17	592	<b>87,49</b>	22944	2,6										
	19	521	<b>76,83</b>	23291	3,0										
	23	436	<b>64,17</b>	23647	3,6										
	8,5	1148	<b>110,61</b>	6284	0,7						<b>KR373-3E90L/6C</b>	2,75	70	106	IE3
	9,7	1011	<b>97,26</b>	9290	0,8						<b>KR373-2E90L/6B</b>	2,90	67		IE2
	12	814	<b>78,29</b>	12120	1,0										
	13	746	<b>110,61</b>	12896	1,1						<b>KR373-3E90S/4C</b>	2,46	70	106	IE3
	15	657	<b>97,26</b>	13804	1,2						<b>KR373-2E90S/4B</b>	2,60	68		IE2
	19	529	<b>78,29</b>	14925	1,5										
21	465	<b>68,65</b>	15401	1,8											
24	411	<b>60,69</b>	15789	2,0											
28	346	<b>51,05</b>	16226	2,4											
33	295	<b>43,40</b>	16549	2,8											
39	253	<b>37,19</b>	16797	3,2											
	17	564	<b>83,48</b>	11227	0,8	<b>KR273-3E90S/4C</b>	2,46	36	98	IE3					
	20	493	<b>72,92</b>	11753	0,9	<b>KR273-2E90S/4B</b>	2,60	34		IE2					
	21	463	<b>68,40</b>	11975	1,0										
	25	393	<b>58,15</b>	12402	1,1										
	29	342	<b>50,51</b>	12703	1,3										
	33	300	<b>44,20</b>	12933	1,5										
	40	248	<b>36,55</b>	13190	1,8										
	48	207	<b>30,48</b>	13378	2,2										
	57	174	<b>25,55</b>	13602	2,5										
	63	158	<b>23,08</b>	13741	2,6										
	76	131	<b>19,08</b>	13910	3,0										
	91	109	<b>15,92</b>	14034	3,4										
	109	92	<b>13,34</b>	14147	3,8										
	121	82	<b>12,00</b>	14158	3,1										
146	68	<b>9,92</b>	13462	3,5											
175	57	<b>8,28</b>	12819	4,0											
209	48	<b>6,94</b>	12216	4,0											
	28	355	<b>52,37</b>	4248	0,8	<b>KR203-3E90S/4C</b>	2,46	29	94	IE3					
	33	297	<b>43,67</b>	4663	0,9	<b>KR203-2E90S/4B</b>	2,60	27		IE2					
	38	259	<b>38,16</b>	4718	1,1										
	46	215	<b>31,55</b>	4726	1,3										
	55	179	<b>26,31</b>	4680	1,5										
	61	163	<b>23,79</b>	6646	1,7	<b>KR202-3E90S/4C</b>	2,46	28	94	IE3					
	72	139	<b>20,23</b>	6258	2,0	<b>KR202-2E90S/4B</b>	2,60	26		IE2					
	83	120	<b>17,47</b>	5927	2,2										
	95	105	<b>15,26</b>	5639	2,5										
	101	99	<b>14,32</b>	5508	2,6										
	119	84	<b>12,17</b>	5189	2,9										
	137	73	<b>10,57</b>	4930	3,2										
	64	155	<b>14,61</b>	5374	0,8	<b>KR102-3E90L/6C</b>	2,75	24	90	IE3					
	75	133	<b>12,51</b>	5814	0,9	<b>KR102-2E90L/6B</b>	2,90	21		IE2					
	84	119	<b>17,30</b>	5580	0,9	<b>KR102-3E90S/4C</b>	2,46	23	90	IE3					
	99	101	<b>14,61</b>	5236	1,1	<b>KR102-2E90S/4B</b>	2,60	21		IE2					
	116	86	<b>12,51</b>	4942	1,2										

\* : I prezzi dei motoriduttori IE2 e IE3 sono differenti. / Geared motor prices are different for IE2 and IE3 motors. / Preise von Getrieben mit IE2 und IE3 Motoren sind unterschiedlich.




## Tabelle prestazionali dei motoriduttori serie K

### K Series Geared Motors Performance Tables

#### K Serien Getriebemotoren Leistung und Drehzahlübersicht

Potenza Power Leistung)	<b>IE3</b> Velocità di rotazione in uscita Output Speeds Abtriebswelle Drehzahlen P <sub>g</sub> [kW] P <sub>g</sub> [HP]	<b>IE3</b> Coppia trasmissa Output Torque Abtriebswelle Drehmomente M <sub>2</sub> [Nm]	Rapporto Ratio Übersetzung i	<b>IE3</b> Carichi radiali ammessi (uscita) Permissible Radial Loads (Output) Zul.Querkräfte (Abtrieb) F <sub>qam</sub> [N]	<b>IE3</b> Fattori di servizio Service Factors Betriebsfaktor f <sub>s</sub>	Tipo Type Typ	Corrente nominale Rated Current Nennstrom [A]	Peso Weight Gewicht ~ [kg]	Tabella dim. Dim. Page Maße Seite	Classe eff. del motore Motor Eff. Class Motor Effizienz- klasse		
1,1 1,5	131	76	11,05	4719	1,3	KR102-3E90S/4C	2,46	23	90	IE3		
	140	71	10,32	4601	1,4		KR102-2E90S/4B	2,60		21	IE2	
	166	60	8,72	4324	1,6							
	199	50	7,29	4047	1,8							
	231	43	6,28	3834	2,1							
	261	38	11,05	3668	2,2	KR102-3E80M/2C		2,26	18	90	IE3	
	279	36	10,32	3579	2,2		KR102-2E80M/2B	2,36	16		IE2	
	330	30	8,72	3369	2,6							
	395	25	7,29	3159	3,0							
	458	22	6,28	2997	3,2							
	109	91	13,26	2421	0,8	KR002-3E90S/4C		2,46	22	86	IE3	
	131	76	11,09	2439	1,0		KR002-2E90S/4B	2,60	20		IE2	
	154	65	9,40	2428	1,1							
	180	56	8,04	2400	1,2							
	194	52	7,46	2382	1,3							
	217	46	13,26	2353	1,3	KR002-3E80M/2C		2,26	17	86	IE3	
	260	38	11,09	2290	1,6		KR002-2E80M/2B	2,36	15		IE2	
	307	33	9,40	2223	1,7							
	358	28	8,04	2155	2,0							
	386	26	7,46	2121	2,1							
1,5 2,0	0,97	13144	1495,27	91475	1,1	KR875-3E90L/4C		3,30	659	174	IE3	
	1,1	11563	1313,07	98281	1,3		KR875-2E90L/4B	3,40	658		IE2	
	1,3	9680	1096,71	100689	1,5							
	1,5	8460	957,34	104678	1,8							
	1,7	7470	844,51	107455	2,0							
	1,9	6652	751,30	109747	2,3							
	2,2	6023	438,70	111593	2,5			KR874-3E100L/6B	3,50		895	170
	2,5	5282	383,99	113316	2,8	KR874-2E100L/6A			3,72	892	IE2	
	2,8	4681	339,70	114765	3,2							
	1,4	9298	1058,16	46159	0,9		KR775-3E90L/4C	3,30	428	162	IE3	
	1,5	8295	943,49	52976	1,0	KR775-2E90L/4B		3,40	427		IE2	
	1,7	7344	833,78	58389	1,1							
	1,9	6573	746,01	62215	1,2							
	2,2	5783	655,11	65720	1,4							
	2,4	5445	396,00	66988	1,5			KR774-3E100L/6B	3,50		414	158
	2,7	4873	354,32	69216	1,6		KR774-2E100L/6A		3,72	411	IE2	
	3,1	4287	311,14	71333	1,9							
	3,4	3839	278,35	72930	2,1							
	3,7	3586	396,00	73641	2,2	KR774-3E90L/4C		3,30	410	158	IE3	
	4,1	3210	354,32	74809	2,5		KR774-2E90L/4B	3,40	409		IE2	
	4,7	2823	311,14	75948	2,8							
	5,2	2529	278,35	76780	3,2							
	6,0	2184	240,71	77712	3,7							
	2,6	4984	363,81	20305	0,9			KR674-3E100L/6B	3,50		308	146
	3,0	4412	321,51	27178	1,0	KR674-2E100L/6A			3,72	305	IE2	


\*: I prezzi dei motoriduttori IE2 e IE3 sono differenti. / Geared motor prices are different for IE2 and IE3 motors. / Preise von Getrieben mit IE2 und IE3 Motoren sind unterschiedlich.



## Tabelle prestazionali dei motoriduttori serie K K Series Geared Motors Performance Tables K Serien Getriebemotoren Leistung und Drehzahlübersicht

Potenza Power Leistung) P <sub>g</sub> [kW] P <sub>g</sub> [HP]	IE3 Velocità di rotazione in uscita Output Speeds Abtriebswelle Drehzahlen n <sub>2</sub> [r.p.m]	IE3 Coppia trasmissa Output Torque Abtriebswelle Drehmomente M <sub>2</sub> [Nm]	Rapporto Ratio Übersetzung i	IE3 Carichi radiali ammessi (uscita) Permissible Radial Loads (Output) Zul.Querkräfte (Abtrieb) F <sub>qam</sub> [N]	IE3 Fattori di servizio Service Factors Betriebsfaktor f <sub>s</sub>	Tipo Type Typ	Corrente nominale Rated Current Nennstrom [A]	Peso Weight Gewicht ~ [kg]	Tabella dim. Dim. Page Maße Seite	Classe eff. del motore * Motor Eff. Class Motor Effizienz- klasse																																								
1,5 2,0	3,5	3754	273,88	33125	1,1	KR674-3E100L/6B	3,50	308	146	IE3																																								
						KR674-2E100L/6A	3,72	305	146	IE2																																								
	4,0 4,5 5,3 6,2 7,1 8,1 9,2	3283 2906 2472 2129 1850 1619 1425	363,81 321,51 273,88 235,44 204,32 178,62 157,02	36521 38894 41257 42977 44279 45286 46088	1,3 1,5 1,7 2,0 2,3 2,7 3,0	KR674-3E90L/4C KR674-2E90L/4B	3,30 3,40	303 302	146	IE3 IE2																																								
											4,4 5,2 5,9 6,1 6,9	2954 2528 2221 2142 1906	328,56 281,00 246,42 237,97 211,51	19787 24321 26922 27526 29208	0,9 1,1 1,2 1,3 1,4	KR574-3E90L/4C KR574-2E90L/4B	3,30 3,40	163 162	134	IE3 IE2																														
																					7,6 8,7 9,8 12 14 16	1751 1534 1359 1150 943 834	125,51 109,86 97,19 82,14 67,37 59,49	30219 31473 32492 33561 34510 34996	1,5 1,8 2,0 2,3 2,9 3,2	KR573-3E100L/6B KR573-2E100L/6A	3,50 3,72	155 152	130	IE3 IE2																				
																															8,6 9,4 11 13 15 17 19 23 24	1545	110,65	16645	1,0	KR473-3E100L/6B KR473-2E100L/6A	3,50 3,72	109 106	118	IE3 IE2										
											9,4 11 13 15 17 19 23 24	1414	153,47 135,98 110,65 97,79 87,49 76,83 64,17 60,63	17802 19067 20637 21344 21845 22362 22934 23086	1,1 1,2 1,5 1,7 1,9 2,2 2,6 2,8	KR473-3E90L/4C KR473-2E90L/4B	3,30 3,40	103 102	118	IE3 IE2																														
																																									13 15 19 21 24 28 33 39 43	1019	110,61 97,26 78,29 68,65 60,69 51,05 43,40 37,19 33,65	9109 11080 13151 13994 14661 15340 15850 16233 16440	0,8 0,9 1,1 1,3 1,5 1,7 2,0 2,4 2,6	KR373-3E90L/4C KR373-2E90L/4B	3,30 3,40	72 71	106	IE3 IE2

\* : I prezzi dei motoriduttori IE2 e IE3 sono differenti. / Geared motor prices are different for IE2 and IE3 motors. / Preise von Getrieben mit IE2 und IE3 Motoren sind unterschiedlich.




## Tabelle prestazionali dei motoriduttori serie K

### K Series Geared Motors Performance Tables

#### K Serien Getriebemotoren Leistung und Drehzahlübersicht

Potenza Power Leistung)	<b>IE3</b> Velocità di rotazione in uscita Output Speeds Abtriebswelle Drehzahlen P <sub>g</sub> [kW] P <sub>g</sub> [HP]	<b>IE3</b> Coppia trasmissa Output Torque Abtriebswelle Drehmomente M <sub>2</sub> [Nm]	Rapporto Ratio Übersetzung i	<b>IE3</b> Carichi radiali ammessi (uscita) Permissible Radial Loads (Output) Zul. Querkräfte (Abtrieb) F <sub>qam</sub> [N]	<b>IE3</b> Fattori di servizio Service Factors Betriebsfaktor f <sub>s</sub>	Tipo Type Typ	Corrente nominale Rated Current Nennstrom [A]	Peso Weight Gewicht ~ [kg]	Tabella dim. Dim. Page Maße Seite	Classe eff. del motore Motor Eff. Class Motor Effizienz- klasse
1,5 2,0	38	354	<b>38,16</b>	3679	0,8	<b>KR203-3E90L/4C</b>	3,30	31	94	IE3
	46	293	<b>31,55</b>	3892	1,0	<b>KR203-2E90L/4B</b>	3,40	30		IE2
	55	245	<b>26,31</b>	4001	1,1					
	61	223	<b>23,79</b>	6772	1,3	<b>KR202-3E90L/4C</b>	3,30	30	94	IE3
	72	190	<b>20,23</b>	6376	1,5	<b>KR202-2E90L/4B</b>	3,40	29		IE2
	83	164	<b>17,47</b>	6036	1,6					
	95	144	<b>15,26</b>	5739	1,8					
	101	135	<b>14,32</b>	5604	1,9					
	119	115	<b>12,17</b>	5276	2,1					
	137	100	<b>10,57</b>	5007	2,4					
	157	87	<b>9,25</b>	4767	2,6					
	190	72	<b>7,65</b>	4446	3,0					
	227	60	<b>6,38</b>	4162	3,4					
	99	137	<b>14,61</b>	5343	0,8	<b>KR102-3E90L/4C</b>	3,30	26	90	IE3
	116	118	<b>12,51</b>	5040	0,9	<b>KR102-2E90L/4B</b>	3,40	25		IE2
	131	104	<b>11,05</b>	4810	1,0					
	140	97	<b>10,32</b>	4688	1,0					
	166	82	<b>8,72</b>	4401	1,2					
	199	69	<b>7,29</b>	4115	1,3					
	231	59	<b>6,28</b>	3895	1,5					
	262	52	<b>11,05</b>	3714	1,6	<b>KR102-3E90S/2B</b>	2,97	24	90	IE3
	281	48	<b>10,32</b>	3622	1,6	<b>KR102-2E90S/2A</b>	3,19	22		IE2
	332	41	<b>8,72</b>	3405	2,0					
	398	34	<b>7,29</b>	3189	2,2					
	462	30	<b>6,28</b>	3023	2,4					
	154	88	<b>9,40</b>	2037	0,8	<b>KR002-3E90L/4C</b>	3,30	25	86	IE3
	180	76	<b>8,04</b>	2072	0,9	<b>KR002-2E90L/4B</b>	3,40	24		IE2
	194	70	<b>7,46</b>	2080	0,9					
	309	44	<b>9,40</b>	2042	1,2	<b>KR002-3E90S/2B</b>	2,97	23	86	IE3
	361	38	<b>8,04</b>	2002	1,5	<b>KR002-2E90S/2B</b>	3,19	21		IE2
	389	35	<b>7,46</b>	1980	1,6					
2,2 3,0	1,5	12408	<b>957,34</b>	90454	1,2	<b>KR875-3E100L/4C</b>	4,65	688	174	IE3
	1,7	10956	<b>844,51</b>	96153	1,4	<b>KR875-2E100L/4B</b>	4,85	686		IE2
	1,9	9756	<b>751,30</b>	100520	1,5					
	2,2	8746	<b>673,01</b>	103816	1,7					
	2,5	7667	<b>383,99</b>	106918	2,0	<b>KR874-3E112M/6B</b>	4,95	678	170	IE3
	2,8	6794	<b>339,70</b>	109386	2,2	<b>KR874-2E112M/6A</b>	5,32	675		IE2
	3,3	5818	<b>438,70</b>	111999	2,6	<b>KR874-3E100L/4C</b>	4,65	697	170	IE3
	3,8	5103	<b>383,99</b>	113778	2,9	<b>KR874-2E100L/4B</b>	4,85	695		IE2
	4,3	4522	<b>339,70</b>	115157	3,3					
	5,1	3831	<b>287,10</b>	116725	3,9					
	6,2	3145	<b>235,47</b>	122868	4,0					
	1,9	9640	<b>746,01</b>	43697	0,8	<b>KR775-3E100L/4C</b>	4,65	410	162	IE3
	2,2	8482	<b>655,11</b>	51811	0,9	<b>KR775-2E100L/4B</b>	4,85	408		IE2
	2,4	7903	<b>396,00</b>	55312	1,0	<b>KR774-3E112M/6B</b>	4,95	387	158	IE3
	2,7	7073	<b>354,32</b>	59782	1,1	<b>KR774-2E112M/6A</b>	5,32	3843		IE2


\*: I prezzi dei motoriduttori IE2 e IE3 sono differenti. / Geared motor prices are different for IE2 and IE3 motors. / Preise von Getrieben mit IE2 und IE3 Motoren sind unterschiedlich.



## Tabelle prestazionali dei motoriduttori serie K K Series Geared Motors Performance Tables K Serien Getriebemotoren Leistung und Drehzahlübersicht

Potenza Power Leistung) P <sub>g</sub> [kW] P <sub>g</sub> [HP]	IE3 Velocità di rotazione in uscita Output Speeds Abtriebswelle Drehzahlen n <sub>2</sub> [r.p.m]	IE3 Coppia trasmessa Output Torque Abtriebswelle Drehmomente M <sub>2</sub> [Nm]	Rapporto Ratio Übersetzung i	IE3 Carichi radiali ammessi (uscita) Permissible Radial Loads (Output) Zul.Querkräfte (Abtrieb) F <sub>qam</sub> [N]	IE3 Fattori di servizio Service Factors Betriebsfaktor f <sub>s</sub>	Tipo Type Typ	Corrente nominale Rated Current Nennstrom [A]	Peso Weight Gewicht ~ [kg]	Tabella dim. Dim. Page Maße Seite	Classe eff. del motore Motor Eff. Class Motor Effizienzklasse
2,2 3,0	3,1	6222	311,14	63818	1,3	KR774-3E112M/6B	4,95	387	158	IE3
	3,5	5573	278,35	66590	1,4	KR774-2E112M/6A	5,32	384		IE2
	3,7	5260	396,00	67765	1,5	KR774-3E100L/4C	4,65	383	158	IE3
	4,1	4707	354,32	69865	1,7	KR774-2E100L/4B	4,85	381		IE2
	4,7	4141	311,14	71861	1,9					
	5,2	3709	278,35	73290	2,2					
	6,0	3203	240,71	74861	2,5					
	7,0	2778	208,42	76105	2,9					
	8,0	2433	182,29	77065	3,3					
	4,0	4815	363,81	22700	0,9	KR674-3E100L/4C	4,65	280	146	IE3
	4,5	4262	321,51	28741	1,0	KR674-2E100L/4B	4,85	278		IE2
	5,3	3626	273,88	34100	1,2					
	6,2	3122	235,44	37497	1,4					
	7,1	2713	204,32	39957	1,6					
	7,5	2612	128,24	40492	1,6	KR673-3E112M/6B	4,95	228	142	IE3
	9,6	2057	100,90	43338	2,1	KR673-2E112M/6A	5,32	225		IE2
	11	1841	90,21	44333	2,3					
	11	1744	128,24	44776	2,5	KR673-3E100L/4C	4,65	323	142	IE3
	14	1373	100,90	46314	3,1	KR673-2E100L/4B	4,85	321		IE2
	16	1229	90,21	46873	3,5					
	5,9	3257	246,42	15565	0,8	KR574-3E100L/4C	4,65	171	134	IE3
	6,1	3142	237,97	17405	0,9	KR574-2E100L/4B	4,85	169		IE2
	6,9	2795	211,51	21659	1,0					
	8,0	2392	180,90	25521	1,1					
	8,8	2230	109,86	26853	1,2	KR573-3E112M/6B	4,95	159	130	IE3
	9,9	1975	97,19	28736	1,4	KR573-2E112M/6A	5,32	156		IE2
	12	1698	125,51	30509	1,6	KR573-3E100L/4C	4,65	156	130	IE3
	13	1488	109,86	31752	1,8	KR573-2E100L/4B	4,85	154		IE2
	15	1318	97,19	32683	2,0					
	18	1116	82,14	33708	2,4					
	22	916	67,37	34643	2,9					
	24	809	59,49	35108	3,3					
	13	1498	110,65	17069	1,0	KR473-3E100L/4C	4,65	111	118	IE3
	15	1326	97,79	18493	1,2	KR473-2E100L/4B	4,85	109		IE2
	17	1186	87,49	19515	1,3					
	19	1043	76,83	20477	1,5					
	23	872	64,17	21504	1,8					
	24	825	60,63	21771	1,9					
	24	804	59,19	21883	1,9					
	28	697	51,22	22444	2,2					
	32	608	44,64	22879	2,5					
	37	533	39,11	23212	2,9					
	48	413	30,11	23753	3,8					
	19	1060	78,29	8376	0,8	KR373-3E100L/4C	4,65	82	106	IE3
	21	931	68,65	10572	0,9	KR373-2E100L/4B	4,85	80		IE2
	24	824	60,69	12006	1,0					
28	694	51,05	13419	1,2						

\* : I prezzi dei motoriduttori IE2 e IE3 sono differenti. / Geared motor prices are different for IE2 and IE3 motors. / Preise von Getrieben mit IE2 und IE3 Motoren sind unterschiedlich.



## Tabelle prestazionali dei motoriduttori serie K


### K Series Geared Motors Performance Tables

#### K Serien Getriebemotoren Leistung und Drehzahlübersicht

Potenza Power Leistung)	<b>IE3</b> Velocità di rotazione in uscita Output Speeds	<b>IE3</b> Coppia trasmissa Output Torque	Rapporto Ratio Übersetzung	<b>IE3</b> Carichi radiali ammessi (uscita) Permissible Radial Loads (Output) Zul.Querkräfte (Abtrieb)	<b>IE3</b> Fattori di servizio Service Factors Betriebsfaktor	Tipo Type Typ	Corrente nominale Rated Current Nennstrom	Peso Weight Gewicht	Tabella dim. Dim. Page Maße Seite	Classe eff. del motore Motor Eff. Class Motor Effizienz- klasse
$P_g$ [kW] $P_g$ [HP]	$n_2$ [r.p.m.]	$M_2$ [Nm]	i	$F_{qam}$ [N]	$f_s$		[A]	~ [kg]		
2,2 3,0	33	591	<b>43,40</b>	14412	1,4	<b>KR373-3E100L/4C</b>	4,65	82	106	IE3
	39	507	<b>37,19</b>	15090	1,6	<b>KR373-2E100L/4B</b>	4,85	80		IE2
	43	459	<b>33,65</b>	15456	1,8					
	50	393	<b>28,85</b>	15923	2,1					
	59	337	<b>24,72</b>	16292	2,4					
	66	301	<b>21,90</b>	16519	2,7					
	78	256	<b>18,62</b>	16777	3,2					
	33	600	<b>44,20</b>	10904	0,7	<b>KR273-3E100L/4C</b>	4,65	46	98	IE3
	40	497	<b>36,55</b>	11733	0,9	<b>KR273-2E100L/4B</b>	4,85	44		IE2
	48	415	<b>30,48</b>	12275	1,1					
	57	348	<b>25,55</b>	12785	1,2					
	63	316	<b>23,08</b>	13060	1,3					
	76	262	<b>19,08</b>	13409	1,5					
	91	218	<b>15,92</b>	13658	1,7					
	109	183	<b>13,34</b>	13861	1,9					
	121	164	<b>12,00</b>	13403	1,5					
	146	136	<b>9,92</b>	12838	1,8					
	175	114	<b>8,28</b>	12299	2,0					
	209	95	<b>6,94</b>	11780	2,3					
	217 242 292 350 418	92	<b>13,34</b>	13947	3,3	<b>KR273-3E90L/2C</b>	4,25	39	98	IE3
82		<b>12,00</b>	13403	2,7	<b>KR273-2E90L/2B</b>	4,48	37		IE2	
68		<b>9,92</b>	12838	3,1						
57		<b>8,28</b>	12299	3,5						
48		<b>6,94</b>	11780	4,0						
95		211	<b>15,26</b>	5873	1,2	<b>KR202-3E100L/4C</b>	4,65	36	94	IE3
101		198	<b>14,32</b>	5735	1,3	<b>KR202-2E100L/4B</b>	4,85	34		IE2
119		168	<b>12,17</b>	5398	1,5					
137		146	<b>10,57</b>	5121	1,6					
157		128	<b>9,25</b>	4872	1,8					
314 379 455	106	<b>7,65</b>	4539	2,0						
	89	<b>6,38</b>	4243	2,3						
	64	<b>9,25</b>	3768	2,9	<b>KR202-3E90L/2C</b>	4,25	29	94	IE3	
53	<b>7,65</b>	3516	3,3	<b>KR202-2E90L/2B</b>	4,48	27		IE2		
44	<b>6,38</b>	3292	3,7							
3,0 4,0	2,2	11926	<b>673,01</b>	92419	1,3	<b>KR875-3E100L/4D</b>	6,26	670	174	IE3
	2,5	10355	<b>584,66</b>	98329	1,4	<b>KR875-2E100L/4C</b>	6,42	667		IE2
	2,9	9217	<b>339,70</b>	102283	1,6	<b>KR874-3E132S/6B</b> <b>KR874-2E132S/6A</b>	6,55 6,85	699 694	170	IE3 IE2
	3,3	7934	<b>438,70</b>	106177	1,9	<b>KR874-3E100L/4D</b>	6,26	651	170	IE3
	3,8	6958	<b>383,99</b>	108971	2,2	<b>KR874-2E100L/4C</b>	6,42	648		IE2
	4,3	6166	<b>339,70</b>	111100	2,4					
	5,1	5223	<b>287,10</b>	113484	2,9					
	6,2	4289	<b>235,47</b>	115693	3,5					
	7,0	3794	<b>207,95</b>	116805	4,0					
	7,8	3378	<b>184,83</b>	120594	4,0					
	3,1	8441	<b>311,14</b>	52078	0,9	<b>KR774-3E132S/6B</b>	6,55	414	158	IE3
	3,5	7560	<b>278,35</b>	57218	1,1	<b>KR774-2E132S/6A</b>	6,85	409		IE2
	3,7	7172	<b>396,00</b>	59150	1,1	<b>KR774-3E100L/4D</b>	6,26	386	158	IE3
	4,1	6419	<b>354,32</b>	62825	1,2	<b>KR774-2E100L/4C</b>	6,42	383		IE2

\*: I prezzi dei motoriduttori IE2 e IE3 sono differenti. / Geared motor prices are different for IE2 and IE3 motors. / Preise von Getrieben mit IE2 und IE3 Motoren sind unterschiedlich.






## Tabelle prestazionali dei motoriduttori serie K K Series Geared Motors Performance Tables K Serien Getriebemotoren Leistung und Drehzahlübersicht

Potenza Power Leistung) P <sub>g</sub> [kW] P <sub>g</sub> [HP]	IE3 Velocità di rotazione in uscita Output Speeds Abtriebswelle Drehzahlen n <sub>2</sub> [r.p.m]	IE3 Coppia trasmessa Output Torque Abtriebswelle Drehmomente M <sub>2</sub> [Nm]	Rapporto Ratio Übersetzung i	IE3 Carichi radiali ammessi (uscita) Permissible Radial Loads (Output) Zul.Querkräfte (Abtrieb) F <sub>qam</sub> [N]	IE3 Fattori di servizio Service Factors Betriebsfaktor f <sub>s</sub>	Tipo Type Typ	Corrente nominale Rated Current Nennstrom [A]	Peso Weight Gewicht ~ [kg]	Tabella dim. Dim. Page Maße Seite	Classe eff. del motore * Motor Eff. Class Motor Effizienz- klasse
3,0 4,0	4,7	5647	<b>311,14</b>	66285	1,4	<b>KR774-3E100L/4D</b>	6,26	386	158	IE3
	5,2	5057	<b>278,35</b>	68627	1,6	<b>KR774-2E100L/4C</b>	6,42	383		IE2
	6,0	4368	<b>240,71</b>	71078	1,8					
	7,0	3789	<b>208,42</b>	73032	2,1					
	8,0	3318	<b>182,29</b>	74513	2,4					
	8,7	3092	<b>111,63</b>	75258	2,6	<b>KR773-3E132S/6B</b>	6,55	396	154	IE3
	9,8	2745	<b>99,00</b>	76225	2,9	<b>KR773-2E132S/6A</b>	6,85	391		IE2
	11	2459	<b>88,57</b>	77020	3,3					
	13	2124	<b>76,59</b>	77906	3,8					
	5,3	4945	<b>273,88</b>	20850	0,9	<b>KR674-3E100L/4D</b>	6,26	281	146	IE3
	6,2	4257	<b>235,44</b>	28787	1,0	<b>KR674-2E100L/4C</b>	6,42	278		IE2
	7,1	3700	<b>204,32</b>	33544	1,2					
	7,6	3541	<b>128,24</b>	34722	1,2	<b>KR673-3E132S/6B</b>	6,55	246	142	IE3
	9,6	2788	<b>100,90</b>	39578	1,5	<b>KR673-2E132S/6A</b>	6,85	241		IE2
	11	2495	<b>90,21</b>	41195	1,7					
	11	2379	<b>128,24</b>	41835	1,8	<b>KR673-3E100L/4D</b>	6,26	223	142	IE3
	14	1874	<b>100,90</b>	44201	2,3	<b>KR673-2E100L/4C</b>	6,42	220		IE2
	16	1677	<b>90,21</b>	45064	2,6					
	18	1496	<b>80,38</b>	45821	2,9					
	8,0	3262	<b>180,90</b>	15479	0,8	<b>KR574-3E100L/4D</b> <b>KR574-2E100L/4C</b>	6,26 6,42	172 169	134	IE3 IE2
	10	2677	<b>97,19</b>	22912	1,0	<b>KR573-3E132S/6B</b> <b>KR573-2E132S/6A</b>	6,55 6,85	192 187	134	IE3 IE2
	12	2317	<b>125,51</b>	26087	1,2	<b>KR573-3E100L/4D</b>	6,26	157	130	IE3
	13	2031	<b>109,86</b>	28341	1,3	<b>KR573-2E100L/4C</b>	6,42	154		IE2
	15	1799	<b>97,19</b>	29906	1,5					
	18	1522	<b>82,14</b>	31557	1,8					
	22	1249	<b>67,37</b>	33041	2,2					
	24	1105	<b>59,49</b>	33763	2,4					
	27	983	<b>52,88</b>	34338	2,7					
	30	895	<b>97,19</b>	34748	3,0	<b>KR573-3E100L/2C</b>	5,58	155	130	IE3
	35	757	<b>82,14</b>	35668	3,4	<b>KR573-2E100L/2B</b>	5,80	152		IE2
	15	1809	<b>97,79</b>	13841	0,9	<b>KR473-3E100L/4D</b>	6,26	113	118	IE3
	17	1618	<b>87,49</b>	15934	1,0	<b>KR473-2E100L/4C</b>	6,42	110		IE2
	19	1423	<b>76,83</b>	17682	1,1					
	23	1190	<b>64,17</b>	19514	1,3					
	24	1125	<b>60,63</b>	19936	1,4					
	24	1097	<b>59,19</b>	20157	1,4					
	28	951	<b>51,22</b>	21047	1,6					
	32	830	<b>44,64</b>	21743	1,9					
	37	728	<b>39,11</b>	22295	2,1					
	48	563	<b>30,11</b>	23068	2,8					
	58	471	<b>25,15</b>	23327	3,3					
	28	947	<b>51,05</b>	10331	0,9	<b>KR373-3E100L/4D</b>	6,26	83	106	IE3
	33	806	<b>43,40</b>	12220	1,0	<b>KR373-2E100L/4C</b>	6,42	80		IE2
	39	691	<b>37,19</b>	13443	1,2					
	43	626	<b>33,65</b>	14092	1,3					
	50	537	<b>28,85</b>	14875	1,5					

\* : I prezzi dei motoriduttori IE2 e IE3 sono differenti. / Geared motor prices are different for IE2 and IE3 motors. / Preise von Getrieben mit IE2 und IE3 Motoren sind unterschiedlich.




## Tabelle prestazionali dei motoriduttori serie K

### K Series Geared Motors Performance Tables

#### K Serien Getriebemotoren Leistung und Drehzahlübersicht

Potenza Power Leistung)	<b>IE3</b> Velocità di rotazione in uscita Output Speeds	<b>IE3</b> Coppia trasmissa Output Torque	Rapporto Ratio Übersetzung	<b>IE3</b> Carichi radiali ammessi (uscita) Permissible Radial Loads (Output) Zul.Querkräfte (Abtrieb)	<b>IE3</b> Fattori di servizio Service Factors Betriebsfaktor	Tipo Type Typ	Corrente nominale Rated Current Nennstrom	Peso Weight Gewicht	Tabella dim. Dim. Page Maße Seite	Classe eff. del motore Motor Eff. Class Motor Effizienz- klasse
$P_g$ [kW] $P_g$ [HP]	$n_2$ [r.p.m]	$M_2$ [Nm]	i	$F_{qam}$ [N]	$f_s$		[A]	~ [kg]		
3,0 4,0	59	460	24,72	15446	1,8	KR373-3E100L/4D	6,26	83	106	IE3
	66	411	21,90	15803	2,0	KR373-2E100L/4C	6,42	80		IE2
	78	350	18,62	16219	2,3					
	91	300	15,96	16528	2,7					
	100	272	14,44	16687	3,0					
	48	566	30,48	11203	0,8	KR273-3E100L/4D	6,26	48	98	IE3
	57	475	25,55	12026	0,9	KR273-2E100L/4C	6,42	45		IE2
	63	431	23,08	12426	1,0					
	76	357	19,08	12947	1,1					
	91	298	15,92	13328	1,2					
	109	250	13,34	13420	1,4					
	121	224	12,00	12855	1,1					
	146	186	9,92	12384	1,3					
	175	155	8,28	11920	1,5					
	209	130	6,94	11462	1,7					
	218	125	13,34	13420	2,4	KR273-3E100L/2C	5,58	44	98	IE3
	243	112	12,00	12855	2,0	KR273-2E100L/2B	5,80	41		IE2
	294	92	9,92	12384	2,3					
	352	77	8,28	11920	2,6					
	420	65	6,94	11462	2,9					
	95	288	15,26	5955	0,9	KR202-3E100L/4D	6,26	38	94	IE3
	101	270	14,32	5822	0,9	KR202-2E100L/4C	6,42	35		IE2
	119	230	12,17	5491	1,1					
	137	200	10,57	5215	1,2					
	157	175	9,25	4964	1,3					
	190	145	7,65	4625	1,5					
	227	121	6,38	4322	1,7					
	315	87	9,25	3825	2,1	KR202-3E100L/2C	5,58	35	94	IE3
	381	72	7,65	3565	2,4	KR202-2E100L/2B	5,80	32		IE2
	457	60	6,38	3334	2,7					
4,0 5,5	2,8	12068	514,05	92017	1,2	KR875-3E112M/4D	8,05	677	174	IE3
	3,1	10899	463,83	96505	1,4	KR875-2E112M/4C	8,20	675		IE2
	3,8	9214	383,99	102306	1,6	KR874-3E112M/4D	8,05	661	170	IE3
	4,3	8165	339,70	105549	1,8	KR874-2E112M/4C	8,20	659		IE2
	5,1	6917	287,10	109020	2,2					
	6,2	5680	235,47	112301	2,6					
	7,0	5024	207,95	113926	3,0					
	3,7	9497	396,00	44605	0,8	KR774-3E112M/4D	8,05	394	158	IE3
	4,1	8500	354,32	51831	0,9	KR774-2E112M/4C	8,20	392		IE2
	4,7	7478	311,14	57677	1,1					
	5,2	6697	278,35	61629	1,2					
	6,1	5785	240,71	65713	1,4					
	7,0	5017	208,42	68775	1,6					
	8,0	4394	182,29	70935	1,8					
	8,7	4127	111,63	71956	1,9	KR773-3E132M/6C	8,52	408	154	IE3
	9,8	3664	99,00	73471	2,2	KR773-2E132M/6B	8,80	403		IE2
	11	3281	88,57	74615	2,4					
	13	2835	76,59	75970	2,8					
	15	2459	66,32	76931	3,3					
	17	2153	58,00	77814	3,7					


\*: I prezzi dei motoriduttori IE2 e IE3 sono differenti. / Geared motor prices are different for IE2 and IE3 motors. / Preise von Getrieben mit IE2 und IE3 Motoren sind unterschiedlich.



## Tabelle prestazionali dei motoriduttori serie K K Series Geared Motors Performance Tables K Serien Getriebemotoren Leistung und Drehzahlübersicht

Potenza Power Leistung) P <sub>g</sub> [kW] P <sub>g</sub> [HP]	IE3 Velocità di rotazione in uscita Output Speeds Abtriebswelle Drehzahlen n <sub>2</sub> [r.p.m]	IE3 Coppia trasmessa Output Torque Abtriebswelle Drehmomente M <sub>2</sub> [Nm]	Rapporto Ratio Übersetzung i	IE3 Carichi radiali ammessi (uscita) Permissible Radial Loads (Output) Zul.Querkräfte (Abtrieb) F <sub>qam</sub> [N]	IE3 Fattori di servizio Service Factors Betriebsfaktor f <sub>s</sub>	Tipo Type Typ	Corrente nominale Rated Current Nennstrom [A]	Peso Weight Gewicht ~ [kg]	Tabella dim. Dim. Page Maße Seite	Classe eff. del motore Motor Eff. Class Motor Effizienz- klasse
4,0 5,5	7,6	4726	<b>128,24</b>	23751	0,9	<b>KR673-3E132M/6C</b>	8,52	239	142	IE3
	9,6	3721	<b>100,90</b>	33383	1,2	<b>KR673-2E132M/6B</b>	8,80	234		IE2
	11	3330	<b>90,21</b>	36197	1,3					
	11	3152	<b>128,24</b>	37375	1,4	<b>KR673-3E112M/4D</b>	8,05	234	142	IE3
	14	2482	<b>100,90</b>	41219	1,7	<b>KR673-2E112M/4C</b>	8,20	232		IE2
	16	2222	<b>90,21</b>	42596	1,9					
	18	1982	<b>80,38</b>	43675	2,2					
	13	2690	<b>109,86</b>	22797	1,0	<b>KR573-3E112M/4D</b>	8,05	165	130	IE3
	15	2383	<b>97,19</b>	25605	1,1	<b>KR573-2E112M/4C</b>	8,20	163		IE2
	18	2017	<b>82,14</b>	28440	1,3					
	22	1655	<b>67,37</b>	30808	1,6					
	25	1463	<b>59,49</b>	31921	1,8					
	28	1302	<b>52,88</b>	32744	2,1					
	33	1103	<b>44,73</b>	34132	2,4					
	38	942	<b>38,16</b>	35377	2,7					
	43	830	<b>67,37</b>	36050	3,0	<b>KR573-3E112M/2C</b>	7,28	161	130	IE3
	49	734	<b>59,49</b>	36784	3,2	<b>KR573-2E112M/2A</b>	7,50	157		IE2
	23	1577	<b>64,17</b>	16339	1,0	<b>KR473-3E112M/4D</b>	8,05	121	118	IE3
	24	1491	<b>60,63</b>	17138	1,0	<b>KR473-2E112M/4C</b>	8,20	119		IE2
	25	1454	<b>59,19</b>	17463	1,1					
	29	1260	<b>51,22</b>	19013	1,2					
	33	1099	<b>44,64</b>	20136	1,4					
	37	964	<b>39,11</b>	20986	1,6					
	48	746	<b>30,11</b>	22200	2,1					
	58	625	<b>25,15</b>	22635	2,5					
	61	590	<b>23,76</b>	22358	2,6					
	63	576	<b>23,19</b>	22241	2,7					
	73	499	<b>20,07</b>	21532	3,0					
	83	436	<b>17,49</b>	20857	3,3					
	34	1068	<b>43,40</b>	8204	0,8	<b>KR373-3E112M/4D</b>	8,05	90	106	IE3
	39	916	<b>37,19</b>	10802	0,9	<b>KR373-2E112M/4C</b>	8,20	88		IE2
	43	830	<b>33,65</b>	11934	1,0					
	51	711	<b>28,85</b>	13270	1,2					
	59	610	<b>24,72</b>	14241	1,3					
	67	544	<b>21,90</b>	14785	1,5					
	78	463	<b>18,62</b>	15412	1,8					
	92	398	<b>15,96</b>	15882	2,1					
	101	360	<b>14,44</b>	16150	2,3					
	118	309	<b>12,38</b>	16476	2,7					
	138	265	<b>10,60</b>	16163	3,0					
	63	571	<b>23,08</b>	11483	0,7	<b>KR273-3E112M/4D</b>	8,05	56	98	IE3
	77	473	<b>19,08</b>	12297	0,8	<b>KR273-2E112M/4C</b>	8,20	54		IE2
	92	395	<b>15,92</b>	12863	0,9					
	109	332	<b>13,34</b>	12762	1,1					
	122	297	<b>12,00</b>	12168	0,8					
	147	246	<b>9,92</b>	11817	1,0					
	176	206	<b>8,28</b>	11447	1,1					
	210	173	<b>6,94</b>	11066	1,3					
	218	166	<b>13,34</b>	12762	1,8	<b>KR273-3E112M/2C</b>	7,28	51	98	IE3
	243	149	<b>12,00</b>	12168	1,5	<b>KR273-2E112M/2A</b>	7,50	47		IE2
	294	124	<b>9,92</b>	11817	1,7					

\* : I prezzi dei motoriduttori IE2 e IE3 sono differenti. / Geared motor prices are different for IE2 and IE3 motors. / Preise von Getrieben mit IE2 und IE3 Motoren sind unterschiedlich.




## Tabelle prestazionali dei motoriduttori serie K

### K Series Geared Motors Performance Tables

#### K Serien Getriebemotoren Leistung und Drehzahlübersicht

Potenza Power Leistung)	<b>IE3</b> Velocità di rotazione in uscita Output Speeds Abtriebswelle Drehzahlen P <sub>g</sub> [kW] P <sub>g</sub> [HP] n <sub>2</sub> [r.p.m.]	<b>IE3</b> Coppia trasmessa Output Torque Abtriebswelle Drehmomente M <sub>2</sub> [Nm]	Rapporto Ratio Übersetzung i	<b>IE3</b> Carichi radiali ammessi (uscita) Permissible Radial Loads (Output) Zul.Querkräfte (Abtrieb) F <sub>qam</sub> [N]	<b>IE3</b> Fattori di servizio Service Factors Betriebsfaktor f <sub>s</sub>	Tipo Type Typ	Corrente nominale Rated Current Nennstrom [A]	Peso Weight Gewicht ~ [kg]	Tabella dim. Dim. Page Maße Seite	Classe eff. del motore Motor Eff. Class Motor Effizienz- klasse	
4,0 5,5	352	103	8,28	11447	1,9	KR273-3E112M/2C	7,28	51	98	IE3	
	420	87	6,94	11066	2,2	KR273-2E112M/2A	7,50	47		IE2	
	138	265	10,57	5261	0,9	KR202-3E112M/4D	8,05	45	94	IE3	
	158	232	9,25	5021	1,0	KR202-2E112M/4C	8,20	43		IE2	
	191	192	7,65	4688	1,1						
	229	160	6,38	4385	1,3						
	315	116	9,25	3892	1,6	KR202-3E112M/2C	7,28	41	94	IE3	
	381	96	7,65	3625	1,8	KR202-2E112M/2A	7,50	36		IE2	
	457	80	6,38	3388	2,1						
	5.5 7.5	4,3	11227	339,70	95138	1,3	KR874-3E132S/4C	10,65	660	170	IE3
		5,1	9511	287,10	101336	1,6	KR874-2E132S/4B	11,05	654		IE2
		6,2	7809	235,47	106545	1,9					
7,0		6909	207,95	109108	2,2						
8,4		5905	115,87	111829	2,5	KR873-3E132M/6D	11,55	652	166	IE3	
9,4		5267	103,24	113495	2,8	KR873-2E132M/6C	12,00	647		IE2	
10		4740	92,80	114627	3,2						
12		4137	81,06	116023	3,6						
5,2		9208	278,35	46845	0,9	KR774-3E132S/4C	10,65	429	158	IE3	
6,1		7954	240,71	55019	1,0	KR774-2E132S/4B	11,05	423		IE2	
7,0		6898	208,42	60535	1,2						
8,0		6042	182,29	64522	1,3						
8,7		5678	111,63	66155	1,4	KR773-3E132M/6D	11,55	407	154	IE3	
9,8		5042	99,00	68574	1,6	KR773-2E132M/6C	12,00	402		IE2	
11		4515	88,57	70527	1,8						
13		3902	76,59	72638	2,1						
13		3786	111,63	73041	2,1	KR773-3E132S/4C	10,65	399	154	IE3	
15		3362	99,00	74380	2,4	KR773-2E132S/4B	11,05	393		IE2	
16		3011	88,57	75433	2,7						
19		2602	76,59	76614	3,1						
22		2256	66,32	77554	3,5						
11		4582	90,21	25491	0,9	KR673-3E132M/6D	11,55	239	142	IE3	
						KR673-2E132M/6C	12,00	234		IE2	
11		4334	128,24	28038	1,0	KR673-3E132S/4C	10,65	249	142	IE3	
14		3413	100,90	35551	1,3	KR673-2E132S/4B	11,05	243		IE2	
16		3055	90,21	37921	1,4						
18		2725	80,38	39887	1,6						
21		2320	68,47	42076	1,9						
25		1998	58,86	43633	2,2						
29		1736	51,08	44809	2,5						
33	1520	44,65	45724	2,8							
15	3276	97,19	15243	0,8	KR573-3E132S/4C	10,65	180	130	IE3		
18	2773	82,14	21892	1,0	KR573-2E132S/4B	11,05	174		IE2		
22	2276	67,37	26421	1,2							
25	2012	59,49	28423	1,3							
28	1790	52,88	29925	1,5							
33	1517	44,73	32067	1,7							
38	1296	38,16	33803	1,9							
41	1199	35,34	34580	2,0							
48	1028	30,25	35853	2,2							
57	882	25,78	36406	2,6							
64	780	22,77	37145	2,8							


\*: I prezzi dei motoriduttori IE2 e IE3 sono differenti. / Geared motor prices are different for IE2 and IE3 motors. / Preise von Getrieben mit IE2 und IE3 Motoren sind unterschiedlich.



## Tabelle prestazionali dei motoriduttori serie K K Series Geared Motors Performance Tables K Serien Getriebemotoren Leistung und Drehzahlübersicht

Potenza Power Leistung) P <sub>g</sub> [kW] P <sub>g</sub> [HP]	IE3 Velocità di rotazione in uscita Output Speeds Abtriebswelle Drehzahlen n <sub>2</sub> [r.p.m]	IE3 Coppia trasmessa Output Torque Abtriebswelle Drehmomente M <sub>2</sub> [Nm]	Rapporto Ratio Übersetzung i	IE3 Carichi radiali ammessi (uscita) Permissible Radial Loads (Output) Zul.Querkräfte (Abtrieb) F <sub>qam</sub> [N]	IE3 Fattori di servizio Service Factors Betriebsfaktor f <sub>s</sub>	Tipo Type Typ	Corrente nominale Rated Current Nennstrom [A]	Peso Weight Gewicht ~ [kg]	Tabella dim. Dim. Page Maße Seite	Classe eff. del motore * Motor Eff. Class Motor Effizienzklasse	
5.5 7.5	29	1732	51,22	14734	0,9	KR473-3E132S/4C	10,65	138	118	IE3	
	33	1512	44,64	16950	1,0	KR473-2E132S/4B	11,05	132		IE2	
	37	1326	39,11	18473	1,2						
	48	1026	30,11	20584	1,5						
	58	859	25,15	21596	1,8						
	61	812	23,76	21378	1,9						
	63	792	23,19	21284	2,0						
	73	686	20,07	20704	2,2						
	83	599	17,49	20135	2,4						
	95	526	15,33	19577	2,6						
	106	469	13,71	18525	2,1						
	123	406	11,87	17983	2,4						
	141	355	10,34	17459	2,6						
	161	311	9,06	16950	2,9						
	195	258	7,48	16212	3,4						
	7.5 10	51	978	28,85	9843	0,8	KR373-3E132S/4C	10,65	103	106	IE3
		59	839	24,72	11823	1,0	KR373-2E132S/4B	11,05	97		IE2
		67	748	21,90	12848	1,1					
		78	637	18,62	13971	1,3					
92		547	15,96	14782	1,5						
101		495	14,44	15173	1,7						
118		424	12,38	15716	1,9						
138		364	10,60	15570	2,2						
146		342	9,97	15027	1,9						
171		293	8,54	14580	2,1						
189		266	7,73	14284	2,3						
220		228	6,63	13821	2,6						
257		195	5,68	13349	3,0						
7.5 10		5,1	12925	287,10	88255	1,2	KR874-3E132M/4C	14,40	694	170	IE3
		6,2	10613	235,47	97408	1,4	KR874-2E132M/4B	15,00	689		IE2
		7,0	9389	207,95	101630	1,6					
		7,9	8358	184,83	104835	1,8					
		9,1	7308	161,34	107991	2,1					
		10	6457	142,32	110333	2,3					
	8,4	8054	115,87	105903	1,9	KR873-3E160M/6	15,00	750	166	IE3	
	9,4	7184	103,24	108410	2,1	KR873-2E160M/6	15,00	750		IE2	
	10	6465	92,80	110370	2,3						
	12	5643	81,06	112482	2,7						
	14	4933	70,76	114174	3,0						
	16	4358	62,42	115539	3,4						
	13	5352	115,87	113168	2,8	KR873-3E132M/4C	14,40	678	166	IE3	
	14	4775	103,24	114564	3,1	KR873-2E132M/4B	15,00	673		IE2	
	16	4297	92,80	115676	3,5						
	18	3751	81,06	116901	4,0						
	8,7	7745	111,63	56304	1,0	KR773-3E160M/6	15,00	485	154	IE3	
	9,8	6877	99,00	60758	1,2	KR773-2E160M/6	15,00	485		IE2	
	11	6159	88,57	64101	1,3						
13	5322	76,59	67596	1,5							
13	5147	111,63	68279	1,6	KR773-3E132M/4C	14,40	413	154	IE3		
15	4570	99,00	70363	1,8	KR773-2E132M/4B	15,00	408		IE2		
17	4093	88,57	72024	2,0							
19	3537	76,59	73873	2,3							
22	3068	66,32	75293	2,6							
25	2687	58,00	76366	3,0							
29	2372	51,13	77246	3,4							
15	4640	100,90	24872	0,9	KR673-3E132M/4C	14,40	262	142	IE3		
16	4153	90,21	29758	1,0	KR673-2E132M/4B	15,00	257		IE2		

\* : I prezzi dei motoriduttori IE2 e IE3 sono differenti. / Geared motor prices are different for IE2 and IE3 motors. / Preise von Getrieben mit IE2 und IE3 Motoren sind unterschiedlich.




## Tabelle prestazionali dei motoriduttori serie K

### K Series Geared Motors Performance Tables

#### K Serien Getriebemotoren Leistung und Drehzahlübersicht

Potenza Power Leistung)	<b>IE3</b> Velocità di rotazione in uscita Output Speeds Abtriebswelle Drehzahlen P <sub>g</sub> [kW] P <sub>g</sub> [HP]	<b>IE3</b> Coppia trasmissa Output Torque Abtriebswelle Drehmomente M <sub>2</sub> [Nm]	Rapporto Ratio Übersetzung i	<b>IE3</b> Carichi radiali ammessi (uscita) Permissible Radial Loads (Output) Zul.Querkräfte (Abtrieb) F <sub>qam</sub> [N]	<b>IE3</b> Fattori di servizio Service Factors Betriebsfaktor f <sub>s</sub>	Tipo Type Typ	Corrente nominale Rated Current Nennstrom [A]	Peso Weight Gewicht ~ [kg]	Tabella dim. Dim. Page Maße Seite	Classe eff. del motore Motor Eff. Class Motor Effizienz- klasse
7.5 10	18	3705	<b>80,38</b>	33503	1,2	<b>KR673-3E132M/4C</b>	14,40	262	142	IE3
	21	3154	<b>68,47</b>	37291	1,4		<b>KR673-2E132M/4B</b>	15,00	257	
	25	2716	<b>58,86</b>	39941	1,6					
	29	2360	<b>51,08</b>	41901	1,8					
	33	2066	<b>44,65</b>	43357	2,1					
	45	1519	<b>32,68</b>	45726	2,8					
	52	1308	<b>28,10</b>	46568	3,3					
	22	3094	<b>67,37</b>	18091	0,9	<b>KR573-3E132M/4C</b>	14,40	193	130	IE3
	25	2735	<b>59,49</b>	22291	1,0		<b>KR573-2E132M/4B</b>	15,00	188	
	28	2434	<b>52,88</b>	25162	1,1					
	33	2062	<b>44,73</b>	28634	1,3					
	38	1761	<b>38,16</b>	31327	1,4					
	41	1630	<b>35,34</b>	32457	1,5					
	48	1397	<b>30,25</b>	34261	1,6					
	57	1199	<b>25,78</b>	35160	1,9					
	64	1060	<b>22,77</b>	36129	2,1					
	72	943	<b>20,24</b>	36931	2,2					
	78	875	<b>18,80</b>	37332	2,3					
	92	741	<b>15,88</b>	36353	2,6					
	108	632	<b>13,53</b>	34997	2,9					
	127	542	<b>11,58</b>	33696	3,1					
	37	1803	<b>39,11</b>	13919	0,9	<b>KR473-3E132M/4C</b>	14,40	151	118	IE3
	49	1395	<b>30,11</b>	17939	1,1		<b>KR473-2E132M/4B</b>	15,00	146	
	58	1168	<b>25,15</b>	19645	1,3					
	62	1104	<b>23,76</b>	20070	1,4					
	63	1076	<b>23,19</b>	20007	1,4					
	73	933	<b>20,07</b>	19599	1,6					
	84	814	<b>17,49</b>	19172	1,7					
	96	715	<b>15,33</b>	18733	1,9					
	107	637	<b>13,71</b>	17560	1,6					
	123	553	<b>11,87</b>	17148	1,8					
	142	482	<b>10,34</b>	16731	1,9					
	162	423	<b>9,06</b>	16312	2,1					
	196	350	<b>7,48</b>	15685	2,5					
236	291	<b>6,21</b>	15061	2,9						
	248	275	<b>11,87</b>	17148	2,8	<b>KR473-3E132S/2C</b>	13,20	134	118	IE3
	285	240	<b>10,34</b>	16731	3,2	<b>KR473-2E132S/2B</b>	13,60	127		IE2
	325	211	<b>9,06</b>	16312	3,5					
	67	1017	<b>21,90</b>	9185	0,8	<b>KR373-3E132M/4C</b>	14,40	118	106	IE3
	79	866	<b>18,62</b>	11470	0,9		<b>KR373-2E132M/4B</b>	15,00	113	
	92	743	<b>15,96</b>	12926	1,1					
	101	673	<b>14,44</b>	13644	1,2					
	118	577	<b>12,38</b>	14526	1,4					
	138	495	<b>10,60</b>	14773	1,6					
	147	465	<b>9,97</b>	14152	1,4					
	172	399	<b>8,54</b>	13833	1,6					
	190	361	<b>7,73</b>	13609	1,7					
	221	310	<b>6,63</b>	13242	1,9					
	258	266	<b>5,68</b>	12854	2,2					
	278	247	<b>10,60</b>	14773	2,6	<b>KR373-3E132S/2C</b>	13,20	111	106	IE3
	295	232	<b>9,97</b>	14152	2,3	<b>KR373-2E132S/2B</b>	13,60	104		IE2
	345	199	<b>8,54</b>	13833	2,6					
	381	180	<b>7,73</b>	13609	2,8					
	444	154	<b>6,63</b>	13242	3,1					

\*: I prezzi dei motoriduttori IE2 e IE3 sono differenti. / Geared motor prices are different for IE2 and IE3 motors. / Preise von Getrieben mit IE2 und IE3 Motoren sind unterschiedlich.




## Tabelle prestazionali dei motoriduttori serie K K Series Geared Motors Performance Tables

### K Serien Getriebemotoren Leistung und Drehzahlübersicht

Potenza Power Leistung)	IE3 Velocità di rotazione in uscita Output Speeds Abtriebswelle Drehzahlen P <sub>g</sub> [kW] P <sub>g</sub> [HP]	IE3 Coppia trasmessa Output Torque Abtriebswelle Drehmomente M <sub>2</sub> [Nm]	Rapporto Ratio Übersetzung i	IE3 Carichi radiali ammessi (uscita) Permissible Radial Loads (Output) Zul. Querkräfte (Abtrieb) F <sub>qam</sub> [N]	IE3 Fattori di servizio Service Factors Betriebsfaktor f <sub>s</sub>	Tipo Type Typ	Corrente nominale Rated Current Nennstrom [A]	Peso Weight Gewicht ~ [kg]	Tabella dim. Dim. Page Maße Seite	Classe eff. del motore Motor Eff. Class Motor Effizienzklasse
11 15	8,0	12217	<b>184,83</b>	91409	1,2	<b>KR874-3E160M/4C</b>	21,00	762	170	IE3
	9,1 10	10683 9438	<b>161,34</b> <b>142,32</b>	97286 101572	1,4 1,6	<b>KR874-2E160M/4B</b>	21,00	772		IE2
	8,4	11819	<b>115,87</b>	93008	1,3	<b>KR873-3E160L/6</b>	21,50	766	166	IE3
	9,4	10543	<b>103,24</b>	97791	1,4	<b>KR873-2E160L/6</b>	22,00	766		IE2
	10	9488	<b>92,80</b>	101239	1,6					
	12	8282	<b>81,06</b>	105084	1,8					
	12 14 15 17 20 22	8213 7327 6593 5756 5032 4445	<b>115,87</b> <b>103,24</b> <b>92,80</b> <b>81,06</b> <b>70,76</b> <b>62,42</b>	105498 108095 110090 112392 114064 115398	1,8 2,0 2,3 2,6 3,0 3,4	<b>KR873-3E160M/4C</b> <b>KR873-2E160M/4B</b>	21,00 21,00	741 751	166	IE3 IE2
	11 13	9038 7810	<b>88,57</b> <b>76,59</b>	48219 55843	0,9 1,0	<b>KR773-3E160L/6</b> <b>KR773-2E160L/6</b>	21,50 22,00	450 450	154	IE3 IE2
	13 15 17 19 22 25 29 32 36 38 44	7525 6682 5984 5172 4485 3928 3468 3080 2749 2649 2298	<b>111,63</b> <b>99,00</b> <b>88,57</b> <b>76,59</b> <b>66,32</b> <b>58,00</b> <b>51,13</b> <b>45,36</b> <b>40,44</b> <b>39,00</b> <b>33,78</b>	57419 61698 64860 68181 70695 72610 74086 73382 71725 71192 69061	1,1 1,2 1,3 1,5 1,8 2,0 2,3 2,6 2,9 3,0 3,5	<b>KR773-3E160M/4C</b> <b>KR773-2E160M/4B</b>	21,00 21,00	476 486	154	IE3 IE2
	21 25 29 33 37 45 52 60 69 78	4612 3971 3451 3021 2659 2221 1913 1663 1456 1281	<b>68,47</b> <b>58,86</b> <b>51,08</b> <b>44,65</b> <b>39,26</b> <b>32,68</b> <b>28,10</b> <b>24,38</b> <b>21,32</b> <b>18,74</b>	25154 31365 35367 38196 40310 42597 44063 45097 45997 46687	0,9 1,1 1,2 1,4 1,6 1,9 2,2 2,6 3,0 3,4	<b>KR673-3E160M/4C</b> <b>KR673-2E160M/4B</b>	21,00 21,00	322 332	142	IE3 IE2
	33 39 42 49 57 65 73 78 93 109 127 131 155 182 213	3015 2575 2383 2042 1752 1550 1379 1279 1083 924 792 764 647 552 473	<b>44,73</b> <b>38,16</b> <b>35,34</b> <b>30,25</b> <b>25,78</b> <b>22,77</b> <b>20,24</b> <b>18,80</b> <b>15,88</b> <b>13,53</b> <b>11,58</b> <b>11,22</b> <b>9,48</b> <b>8,07</b> <b>6,91</b>	20090 25664 27743 30881 32523 34000 35220 35839 34717 33604 32503 31906 30758 29654 28586	0,9 1,0 1,0 1,1 1,3 1,4 1,5 1,6 1,8 2,0 2,1 1,9 2,1 2,4 2,6	<b>KR573-3E160M/4C</b> <b>KR573-2E160M/4B</b>	21,00 21,00	257 267	130	IE3 IE2

★ : I prezzi dei motoriduttori IE2 e IE3 sono differenti. / Geared motor prices are different for IE2 and IE3 motors. / Preise von Getrieben mit IE2 und IE3 Motoren sind unterschiedlich.



## Tabelle prestazionali dei motoriduttori serie K


### K Series Geared Motors Performance Tables

#### K Serien Getriebemotoren Leistung und Drehzahlübersicht

Potenza Power Leistung)	IE3 Velocità di rotazione in uscita Output Speeds	IE3 Coppia trasmissa Output Torque	Rapporto Ratio Übersetzung	IE3 Carichi radiali ammessi (uscita) Permissible Radial Loads (Output) Zul.Querkräfte (Abtrieb)	IE3 Fattori di servizio Service Factors Betriebsfaktor	Tipo Type Typ	Corrente nominale Rated Current Nennstrom	Peso Weight Gewicht	Tabella dim. Dim. Page Maße Seite	Classe eff. del motore Motor Eff. Class Motor Effizienz- klasse
P <sub>g</sub> [kW] P <sub>g</sub> [HP]	n <sub>2</sub> [r.p.m.]	M <sub>2</sub> [Nm]	i	F <sub>qam</sub> [N]	f <sub>s</sub>		[A]	~ [kg]		
11 15	63	1574	23,19	16370	1,0	KR473-3E160M/4C	21,00	214	118	IE3
	73	1364	20,07	17666	1,1	KR473-2E160M/4B	21,00	224		IE2
	84	1191	17,49	17487	1,2					
	96	1045	15,33	17257	1,3					
	107	932	13,71	15872	1,1					
	124	808	11,87	15688	1,2					
	142	705	10,34	15458	1,3					
	162	619	9,06	15197	1,5					
	196	512	7,48	14764	1,7					
	237	426	6,21	14296	1,9					
15 20	9,4	14306	103,24	82207	1,0	KR873-3E180L/6	29,00	809	166	IE3
	11	12874	92,80	88673	1,2	KR873-2E180L/6	29,00	789		IE2
	12	11237	81,06	95249	1,3					
	13	10673	115,87	97450	1,4	KR873-3E160L/4D	29,00	766	166	IE3
	14	9522	103,24	101404	1,6	KR873-2E160L/4C	29,30	763		IE2
	16	8569	92,80	104431	1,8					
	18	7480	81,06	107574	2,0					
	21	6540	70,76	110229	2,3					
	24	5778	62,42	112156	2,6					
	26	5147	55,53	113745	2,9					
	30	4616	49,75	114934	3,2					
	15	9113	99,00	47536	0,9	KR773-3E160L/4D	29,00	501	154	IE3
	17	8162	88,57	53663	1,0	KR773-2E160L/4C	29,30	498		IE2
	19	7054	76,59	59800	1,1					
	22	6117	66,32	64248	1,3					
	25	5358	58,00	67449	1,5					
	29	4730	51,13	69758	1,7					
	32	4201	45,36	69360	1,9					
	36	3750	40,44	68138	2,1					
	38	3613	39,00	67733	2,2					
	44	3134	33,78	66065	2,6					
	50	2731	29,40	64367	2,9					
	55	2468	26,52	63065	3,2					
	62	2193	23,52	61523	3,6					
	29	4707	51,08	23948	0,9	KR673-3E160L/4D	29,00	363	142	IE3
	33	4120	44,65	30057	1,0	KR673-2E160L/4C	29,30	360		IE2
	37	3627	39,26	34185	1,2					
	45	3030	32,68	38205	1,4					
	52	2609	28,10	40633	1,6					
	60	2268	24,38	42359	1,9					
	69	1986	21,32	43740	2,2					
	78	1748	18,74	44807	2,5					
	89	1545	16,54	45641	2,8					
	101	1347	14,49	50991	2,2					
	118	1161	12,46	50192	2,4					
	136	1009	10,81	48599	2,7					
	156	883	9,45	47088	2,9					
	177	778	8,31	45648	3,2					
	57	2390	25,78	28613	1,0	KR573-3E160L/4D	29,00	281	130	IE3
	65	2114	22,77	31047	1,0	KR573-2E160L/4C	29,30	278		IE2
73	1881	20,24	32895	1,1						
78	1745	18,80	33626	1,2						
93	1477	15,88	32847	1,3						
109	1260	13,53	32012	1,4						
127	1080	11,58	31140	1,6						
131	1043	11,22	30448	1,4						

\*: I prezzi dei motoriduttori IE2 e IE3 sono differenti. / Geared motor prices are different for IE2 and IE3 motors. / Preise von Getrieben mit IE2 und IE3 Motoren sind unterschiedlich.






## Tabelle prestazionali dei motoriduttori serie K K Series Geared Motors Performance Tables

### K Serien Getriebemotoren Leistung und Drehzahlübersicht

Potenza Power Leistung)	<b>IE3</b> Velocità di rotazione in uscita Output Speeds Abtriebswelle Drehzahlen P <sub>g</sub> [kW] P <sub>g</sub> [HP]	<b>IE3</b> Coppia trasmessa Output Torque Abtriebswelle Drehmomente M <sub>2</sub> [Nm]	Rapporto Ratio Übersetzung i	<b>IE3</b> Carichi radiali ammessi (uscita) Permissible Radial Loads (Output) Zul.Querkräfte (Abtrieb) F <sub>qam</sub> [N]	<b>IE3</b> Fattori di servizio Service Factors Betriebsfaktor f <sub>s</sub>	Tipo Type Typ	Corrente nominale Rated Current Nennstrom [A]	Peso Weight Gewicht ~ [kg]	Tabella dim. Dim. Page Maße Seite	Classe eff. del motore Motor Eff. Class Motor Effizienzklasse	
15 20	155	883	9,48	29526	1,6	<b>KR573-3E160L/4D</b>	29,00	281	130	IE3	
	182	753	8,07	28605	1,7	<b>KR573-2E160L/4C</b>	29,30	278		IE2	
	213	646	6,91	27688	1,9						
	84	1624	17,49	15562	0,9	<b>KR473-3E160L/4D</b>	29,00	240	118	IE3	
	96	1425	15,33	15570	1,0	<b>KR473-2E160L/4C</b>	29,30	237		IE2	
	107	1271	13,71	13943	0,8						
	124	1102	11,87	14018	0,9						
	142	962	10,34	14003	1,0						
	162	844	9,06	13922	1,1						
	196	699	7,48	13711	1,2						
	237	581	6,21	13422	1,4						
	18.5 25	13	12640	113,42	89656	1,2	<b>KR874-3E180M/4C</b>	34,50	821	170	IE3
		15	10983	98,53	96189	1,4	<b>KR874-2E180M/4B</b>	34,50	821		IE2
		12	13858	81,06	84247	1,1	<b>KR873-3E200L/6</b>	36,50	807	166	IE3
14		12115	70,76	91801	1,2	<b>KR873-2E200L/6</b>	36,50	807		IE2	
14		11704	103,24	93451	1,3	<b>KR873-3E180M/4C</b>	34,50	804	166	IE3	
16		10533	92,80	97821	1,4	<b>KR873-2E180M/4B</b>	34,50	804		IE2	
18		9195	81,06	102364	1,6						
21		8040	70,76	105817	1,9						
24		7102	62,42	108630	2,1						
27		6327	55,53	110730	2,4						
30		5674	49,75	112387	2,6						
34		4930	43,22	114806	3,0						
39		4341	38,00	112515	3,3						
19		8671	76,59	50588	0,9	<b>KR773-3E180M/4C</b>	34,50	537	154	IE3	
22		7520	66,32	57472	1,1	<b>KR773-2E180M/4B</b>	34,50	537		IE2	
25		6586	58,00	62026	1,2						
29		5814	51,13	65570	1,4						
33		5164	45,36	65841	1,5						
36		4610	40,44	65000	1,7						
38		4441	39,00	64707	1,8						
44		3853	33,78	63444	2,1						
50		3358	29,40	62085	2,4						
56		3034	26,52	61007	2,6						
63		2695	23,52	59698	3,0						
70		2406	20,97	58398	3,3						
73		2318	20,23	57978	3,4						
33		5065	44,65	19115	0,8	<b>KR673-3E180M/4C</b>	34,50	399	142	IE3	
38		4458	39,26	26817	1,0	<b>KR673-2E180M/4B</b>	34,50	399		IE2	
45		3724	32,68	33355	1,2						
52		3207	28,10	37015	1,3						
60		2788	24,38	39559	1,5						
69		2441	21,32	41471	1,8						
79	2149	18,74	42949	2,0							
89	1899	16,54	44104	2,3							
102	1656	14,49	50128	1,8							
118	1427	12,46	48913	2,0							
136	1240	10,81	47488	2,2							
156	1086	9,45	46117	2,4							
178	956	8,31	44795	2,6							
65	2598	22,77	27790	0,8	<b>KR573-3E180M/4C</b> <b>KR573-2E180M/4B</b>	34,50 34,50	321 321	130	IE3 IE2		

\* : I prezzi dei motoriduttori IE2 e IE3 sono differenti. / Geared motor prices are different for IE2 and IE3 motors. / Preise von Getrieben mit IE2 und IE3 Motoren sind unterschiedlich.




## Tabelle prestazionali dei motoriduttori serie K

### K Series Geared Motors Performance Tables

#### K Serien Getriebemotoren Leistung und Drehzahlübersicht

Potenza Power Leistung)	<b>IE3</b> Velocità di rotazione in uscita Output Speeds	<b>IE3</b> Coppia trasmissa Output Torque	Rapporto Ratio Übersetzung	<b>IE3</b> Carichi radiali ammessi (uscita) Permissible Radial Loads (Output) Zul.Querkräfte (Abtrieb)	<b>IE3</b> Fattori di servizio Service Factors Betriebsfaktor	Tipo Type Typ	Corrente nominale Rated Current Nennstrom	Peso Weight Gewicht	Tabella dim. Dim. Page Maße Seite	Classe eff. del motore Motor Eff. Class Motor Effizienz- klasse	
$P_g$ [kW] $P_g$ [HP]	$n_2$ [r.p.m.]	$M_2$ [Nm]	i	$F_{qam}$ [N]	$f_s$		[A]	~ [kg]			
18.5 25	73	2313	20,24	30454	0,9	KR573-3E180M/4C	34,50	321	130	IE3	
	78	2145	18,80	31689	1,0	KR573-2E180M/4B	34,50	321		IE2	
	93	1816	15,88	31210	1,1						
	109	1549	13,53	30618	1,2						
	127	1328	11,58	29948	1,3						
	131	1282	11,22	29173	1,1						
	156	1085	9,48	28449	1,3						
	183	926	8,07	27687	1,4						
	213	794	6,91	26903	1,5						
	163	1038	9,06	12807	0,9	KR473-3E180M/4C	34,50	279	118	IE3	
	197	859	7,48	12790	1,0	KR473-2E180M/4B	34,50	279		IE2	
	237	714	6,21	12658	1,2						
	22 30	12	16483	81,06	70303	0,9	KR873-3G200L/6b	43,00	827	166	IE3
		14	14410	70,76	81609	1,0	KR873-2G200L/6b	43,00	827		IE2
14		13920	103,24	83967	1,1	KR873-3E180L/4D	42,50	844	166	IE3	
16		12527	92,80	90131	1,2	KR873-2E180L/4C	42,50	844		IE2	
18		10936	81,06	96365	1,4						
21		9561	70,76	101165	1,6						
24		8447	62,42	104716	1,8						
27		7524	55,53	107357	2,0						
30		6748	49,75	109595	2,2						
34		5864	43,22	112553	2,5						
39		5163	38,00	110238	2,8						
43		4664	34,28	107854	3,0						
22		8943	66,32	48734	0,9	KR773-3E180L/4D	42,50	578	154	IE3	
25		7833	58,00	55713	1,0	KR773-2E180L/4C	42,50	578		IE2	
29		6915	51,13	60547	1,2						
33		6142	45,36	62321	1,3						
36		5482	40,44	61862	1,5						
38		5282	39,00	61681	1,5						
44		4582	33,78	60823	1,7						
50		3993	29,40	59804	2,0						
56		3609	26,52	58950	2,2						
63		3206	23,52	57873	2,5						
70	2862	20,97	56770	2,8							
73	2757	20,23	56409	2,9							
84	2392	17,52	54934	3,2							
97	2085	15,25	53450	3,5							
45	4429	32,68	27119	1,0	KR673-3E180L/4D	42,50	439	142	IE3		
52	3815	28,10	32647	1,1	KR673-2E180L/4C	42,50	439		IE2		
60	3316	24,38	36295	1,3							
69	2903	21,32	38906	1,5							
79	2556	18,74	40876	1,7							
89	2259	16,54	42403	1,9							
102	1970	14,49	48904	1,5							
118	1697	12,46	47633	1,7							
136	1475	10,81	46378	1,8							
156	1291	9,45	45147	2,0							
178	1137	8,31	43941	2,2							
93	2160	15,88	29574	0,9	KR573-3E180L/4D	42,50	361	130	IE3		
109	1842	13,53	29225	1,0	KR573-2E180L/4C	42,50	361		IE2		
127	1580	11,58	28755	1,1							
131	1525	11,22	27898	1,0							
156	1291	9,48	27371	1,1							


\*: I prezzi dei motoriduttori IE2 e IE3 sono differenti. / Geared motor prices are different for IE2 and IE3 motors. / Preise von Getrieben mit IE2 und IE3 Motoren sind unterschiedlich.



## Tabelle prestazionali dei motoriduttori serie K K Series Geared Motors Performance Tables K Serien Getriebemotoren Leistung und Drehzahlübersicht

Potenza Power Leistung) P <sub>g</sub> [kW] P <sub>g</sub> [HP]	IE3 Velocità di rotazione in uscita Output Speeds Abtriebswelle Drehzahlen n <sub>2</sub> [r.p.m]	IE3 Coppia trasmessa Output Torque Abtriebswelle Drehmomente M <sub>2</sub> [Nm]	Rapporto Ratio Übersetzung i	IE3 Carichi radiali ammessi (uscita) Permissible Radial Loads (Output) Zul.Querkräfte (Abtrieb) F <sub>qam</sub> [N]	IE3 Fattori di servizio Service Factors Betriebsfaktor f <sub>s</sub>	Tipo Type Typ	Corrente nominale Rated Current Nennstrom [A]	Peso Weight Gewicht ~ [kg]	Tabella dim. Dim. Page Maße Seite	Classe eff. del motore Motor Eff. Class Motor Effizienzklasse	
22 30	183	1101	8,07	26769	1,2	KR573-3E180L/4D	42,50	361	130	IE3	
	213	944	6,91	26117	1,3	KR573-2E180L/4C	42,50	361		IE2	
	197	1021	7,48	11869	0,8	KR473-3E180L/4D	42,50	319	118	IE3	
	237	849	6,21	11893	1,0	KR473-2E180L/4C	42,50	319		IE2	
30 40	18	14913	81,06	79086	1,0	KR873-3G200L/4	55,00	868	166	IE3	
	21	13039	70,76	87943	1,2	KR873-2G200L/4	55,00	855		IE2	
	24	11519	62,42	94173	1,3						
	27	10261	55,53	98787	1,5						
	30	9203	49,75	102239	1,6						
	34	7997	43,22	106655	1,8						
	39	7041	38,00	105031	2,0						
	43	6361	34,28	103156	2,2						
	49	5550	29,88	100537	2,4						
	61	4516	24,28	96417	3,1						
		33	8376	45,36	52467	1,0	KR773-3G200L/4	55,00	601	154	IE3
		36	7477	40,44	54688	1,1	KR773-2G200L/4	55,00	588		IE2
		38	7204	39,00	54764	1,1					
		44	6249	33,78	54831	1,3					
		50	5446	29,40	54590	1,5					
		56	4922	26,52	54247	1,6					
		63	4372	23,52	53701	1,8					
		70	3903	20,97	53050	2,0					
	73	3760	20,23	52822	2,1						
	84	3262	17,52	51826	2,3						
	97	2843	15,25	50746	2,6						
	114	2398	12,89	47780	1,9						
	129	2130	11,44	46879	2,1						
	145	1902	10,20	45962	2,2						
	150	1832	9,83	45662	2,3						
	173	1590	8,52	44444	2,5						
	199	1385	7,41	43223	2,8						
37 50	60	4522	24,38	26181	1,0	KR673-3G200L/4	55,00	460	142	IE3	
	69	3959	21,32	31466	1,1	KR673-2G200L/4	55,00	447		IE2	
	79	3485	18,74	35118	1,2						
	89	3081	16,54	37819	1,4						
	102	2687	14,49	45501	1,1						
	118	2314	12,46	44708	1,2						
	136	2012	10,81	43839	1,3						
	156	1761	9,45	42927	1,5						
	178	1551	8,31	41990	1,6						
	27	12656	55,53	89463	1,2	KR873-3G225S/4	67,00	970	166	IE3	
	30	11351	49,75	94671	1,3	KR873-2G225S/4	67,00	954		IE2	
	34	9864	43,22	100882	1,5						
39	8685	38,00	100472	1,6							
43	7845	34,28	99043	1,8							
49	6846	29,88	96954	1,9							
61	5570	24,28	93506	2,5							
69	4904	21,34	91240	2,8							
77	4430	19,26	89380	3,0							
88	3866	16,78	86841	3,3							
106	3203	13,93	82152	2,7							
120	2820	12,25	79871	3,0							
133	2547	11,05	78039	3,2							

\* : I prezzi dei motoriduttori IE2 e IE3 sono differenti. / Geared motor prices are different for IE2 and IE3 motors. / Preise von Getrieben mit IE2 und IE3 Motoren sind unterschiedlich.




## Tabelle prestazionali dei motoriduttori serie K

### K Series Geared Motors Performance Tables

#### K Serien Getriebemotoren Leistung und Drehzahlübersicht

Potenza <i>Power</i> Leistung) <b>P<sub>g</sub> [kW]</b> <b>P<sub>g</sub> [HP]</b>	<b>IE3</b> Velocità di rotazione in uscita <i>Output Speeds</i> Abtriebswelle Drehzahlen <b>n<sub>2</sub> [r.p.m.]</b>	<b>IE3</b> Coppia trasmessa <i>Output Torque</i> Abtriebswelle Drehmomente <b>M<sub>2</sub> [Nm]</b>	Rapporto <i>Ratio</i> Übersetzung <b>i</b>	<b>IE3</b> Carichi radiali ammessi (uscita) <i>Permissible Radial Loads (Output)</i> Zul.Querkräfte (Abtrieb) <b>F<sub>qam</sub> [N]</b>	<b>IE3</b> Fattori di servizio <i>Service Factors</i> Betriebsfaktor <b>f<sub>s</sub></b>	Tipo <i>Type</i> Typ	Corrente nominale <i>Rated Current</i> Nennstrom <b>[A]</b>	Peso <i>Weight</i> Gewicht <b>[kg]</b>	Tabella dim. <i>Dim. Page</i> Maße Seite	Classe eff. del motore <i>Motor Eff. Class</i> Motor Effizienzklasse	
37 50	38	8885	<b>39,00</b>	48711	0,9	<b>KR773-3G225S/4</b>	67,00	693	154	IE3	
	44	7708	<b>33,78</b>	49588	1,0	<b>KR773-2G225S/4</b>	67,00	677		IE2	
	50	6717	<b>29,40</b>	50027	1,2						
	56	6071	<b>26,52</b>	50131	1,3						
	63	5393	<b>23,52</b>	50050	1,5						
	70	4814	<b>20,97</b>	49795	1,7						
	73	4638	<b>20,23</b>	49683	1,7						
	84	4024	<b>17,52</b>	49108	1,9						
	97	3507	<b>15,25</b>	48380	2,1						
	114	2958	<b>12,89</b>	45420	1,5						
	129	2628	<b>11,44</b>	44785	1,7						
	145	2346	<b>10,20</b>	44095	1,8						
	150	2260	<b>9,83</b>	43862	1,9						
	173	1961	<b>8,52</b>	42884	2,1						
	199	1709	<b>7,41</b>	41866	2,3						
	45 60	79	4299	<b>18,74</b>	28379	1,0	<b>KR673-3G225S/4</b>	67,00	552	142	IE3
		89	3800	<b>16,54</b>	32786	1,1	<b>KR673-2G225S/4</b>	67,00	536		IE2
		156	2173	<b>9,45</b>	40986	1,2					
178		1913	<b>8,31</b>	40283	1,3						
27		15394	<b>55,53</b>	76594	1,0	<b>KR873-3G225M/4</b>	80,00	1002	166	IE3	
30		13806	<b>49,75</b>	84676	1,1	<b>KR873-2G225M/4</b>	80,00	1002		IE2	
45 60	34	11997	<b>43,22</b>	93288	1,2						
	39	10563	<b>38,00</b>	95261	1,3						
	43	9542	<b>34,28</b>	94342	1,4						
	49	8327	<b>29,88</b>	92857	1,6						
	61	6775	<b>24,28</b>	90179	2,1						
	69	5965	<b>21,34</b>	88315	2,3						
	77	5389	<b>19,26</b>	86741	2,4						
	88	4702	<b>16,78</b>	84541	2,7						
	106	3895	<b>13,93</b>	79985	2,2						
	120	3430	<b>12,25</b>	77966	2,4						
	133	3099	<b>11,05</b>	76320	2,6						
	153	2704	<b>9,63</b>	74086	2,9						
	45 60	50	8170	<b>29,40</b>	44812	1,0	<b>KR773-3G225M/4</b>	80,00	728	154	IE3
		56	7384	<b>26,52</b>	45428	1,1	<b>KR773-2G225M/4</b>	80,00	728		IE2
		63	6559	<b>23,52</b>	45877	1,2					
		70	5855	<b>20,97</b>	46075	1,4					
		73	5642	<b>20,23</b>	46095	1,4					
		84	4894	<b>17,52</b>	46000	1,5					
97		4265	<b>15,25</b>	45676	1,7						
114		3598	<b>12,89</b>	42722	1,3						
129		3196	<b>11,44</b>	42392	1,4						
145		2853	<b>10,20</b>	41961	1,5						
150		2749	<b>9,83</b>	41805	1,5						
173		2385	<b>8,52</b>	41102	1,7						
199		2079	<b>7,41</b>	40315	1,9						
55 75		156	2643	<b>9,45</b>	38766	1,0	<b>KR673-3G225M/4</b>	80,00	587	142	IE3
		178	2327	<b>8,31</b>	38332	1,1	<b>KR673-2G225M/4</b>	80,00	587		IE2
55 75		34	14614	<b>43,22</b>	81836	1,0	<b>KR873-3G250M/4</b>	96,00	1093	166	IE3
		39	12867	<b>38,00</b>	88743	1,1	<b>KR873-2G250M/4</b>	96,00	1093		IE2
		43	11624	<b>34,28</b>	88461	1,2					
	50	10143	<b>29,88</b>	87734	1,3						
	61	8252	<b>24,28</b>	86018	1,7						
	69	7266	<b>21,34</b>	84657	1,9						
	77	6564	<b>19,26</b>	83440	2,0						

\*: I prezzi dei motoriduttori IE2 e IE3 sono differenti. / Geared motor prices are different for IE2 and IE3 motors. / Preise von Getrieben mit IE2 und IE3 Motoren sind unterschiedlich.




## Tabelle prestazionali dei motoriduttori serie K K Series Geared Motors Performance Tables K Serien Getriebemotoren Leistung und Drehzahlübersicht

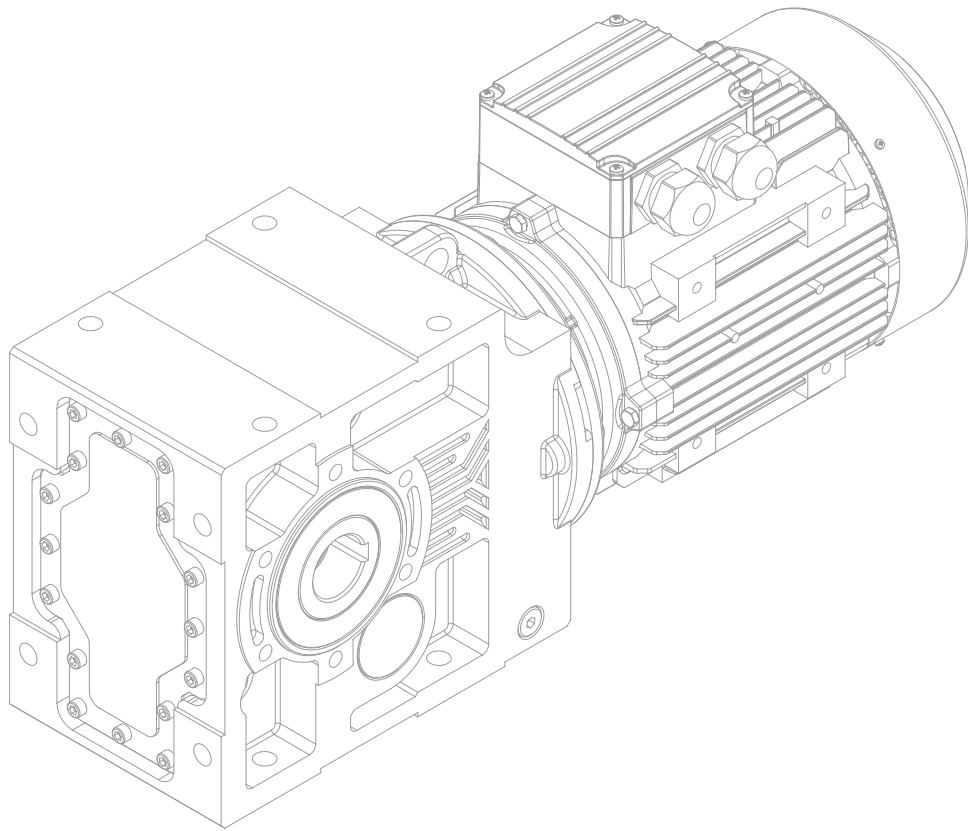
Potenza Power Leistung) P <sub>g</sub> [kW] P <sub>g</sub> [HP]	IE3 Velocità di rotazione in uscita Output Speeds Abtriebswelle Drehzahlen n <sub>2</sub> [r.p.m]	IE3 Coppia trasmessa Output Torque Abtriebswelle Drehmomente M <sub>2</sub> [Nm]	Rapporto Ratio Übersetzung i	IE3 Carichi radiali ammessi (uscita) Permissible Radial Loads (Output) Zul.Querkräfte (Abtrieb) F <sub>qam</sub> [N]	IE3 Fattori di servizio Service Factors Betriebsfaktor f <sub>s</sub>	Tipo Type Typ	Corrente nominale Rated Current Nennstrom [A]	Peso Weight Gewicht ~ [kg]	Tabella dim. Dim. Page Maße Seite	Classe eff. del motore Motor Eff. Class Motor Effizienzklasse	
55 75	88	5728	16,78	81666	2,2	KR873-3G250M/4	96,00	1093	166	IE3	
	106	4745	13,93	77275	1,8	KR873-2G250M/4	96,00	1093		IE2	
	121	4178	12,25	75584	2,0						
	134	3775	11,05	74170	2,1						
	154	3294	9,63	72213	2,4						
	63	7990	23,52	40661	1,0	KR773-3G250M/4	96,00	818	154	IE3	
	71	7133	20,97	41424	1,1	KR773-2G250M/4	96,00	818		IE2	
	73	6872	20,23	41611	1,1						
	84	5962	17,52	42116	1,3						
	97	5196	15,25	42296	1,4						
	115	4383	12,89	39350	1,0						
	129	3894	11,44	39400	1,1						
	145	3476	10,20	39294	1,2						
	151	3349	9,83	39232	1,3						
	174	2906	8,52	38874	1,4						
	200	2532	7,41	38376	1,5						
	75 97	50	13786	29,88	77481	1,0	KR873-3G280S/4	133,00	1280	166	IE3
		61	11216	24,28	77690	1,3	KR873-2G280S/4	133,00	1280		IE2
70		9876	21,34	77337	1,4						
77		8922	19,26	76837	1,5						
88		7785	16,78	75912	1,6						
107		6450	13,93	71851	1,3						
121		5679	12,25	70816	1,5						
134		5130	11,05	69869	1,6						
154		4477	9,63	68466	1,8						
90 117		61	13460	24,28	71440	1,0	KR873-3G280M/4	158,00	1350	166	IE3
	70	11852	21,34	71843	1,1	KR873-2G280M/4	158,00	1350		IE2	
	77	10707	19,26	71881	1,2						
	88	9343	16,78	71594	1,3						
	107	7740	13,93	67780	1,1						
	121	6815	12,25	67238	1,2						
	134	6157	11,05	66642	1,3						
	154	5373	9,63	65653	1,5						

★ : I prezzi dei motoriduttori IE2 e IE3 sono differenti. / Geared motor prices are different for IE2 and IE3 motors. / Preise von Getrieben mit IE2 und IE3 Motoren sind unterschiedlich.





**Tabelle dimensionali**  
*Dimension Pages*  
Abmessungsseiten





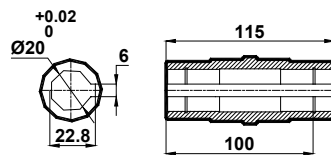
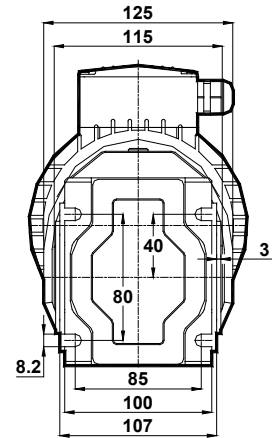
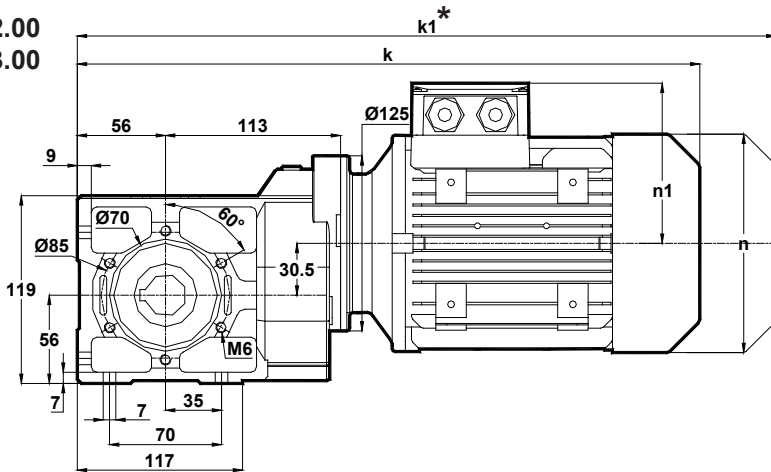
# Tabella dimensionali

## Dimension Pages

## Abmessungsseiten

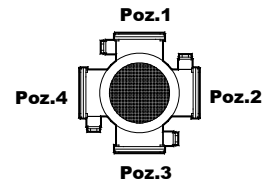
Foro di centraggio filettato secondo DIN 332 foglio 2 / Tapped center hole to DIN 332, sheet 2 / Zentrierung mit gewinde DIN 332, Blatt 2

KR002.00  
KR003.00



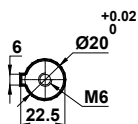
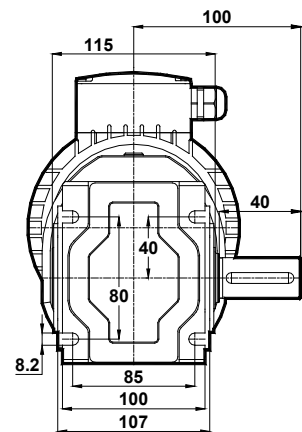
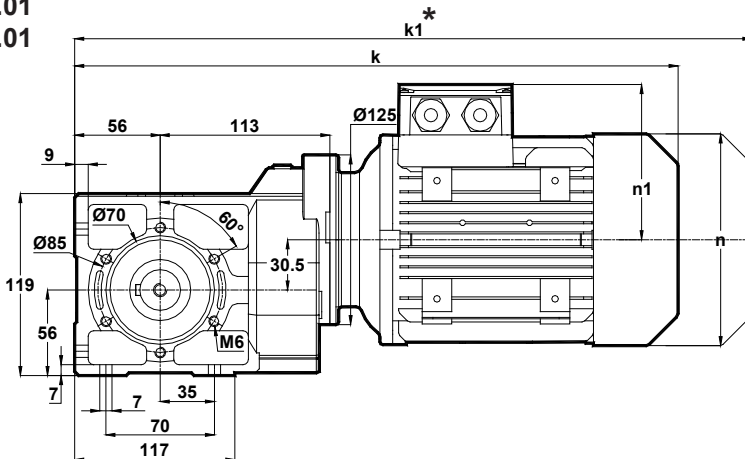
Posizioni morsetteria  
Terminal Box Positions  
Klemmenkasten Positionen

	63	71	80	90S	90L
k	366	395	429	468	468
k1	427	486	522	572.5	572.5
n	121	137	155	176	176
n1	97	112	121	132	132



63-71-80-90  
Tip / Type / Typ

KR002.01  
KR003.01



	63	71	80	90S	90L
k	366	395	429	468	468
k1	427	486	522	572.5	572.5
n	121	137	155	176	176
n1	97	112	121	132	132

\*La misura "k1" è per motori dotati di freno.  
Dimension "k1" is for motors with brake.  
Maße "k1" ist für Bremsenmotoren.





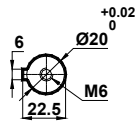
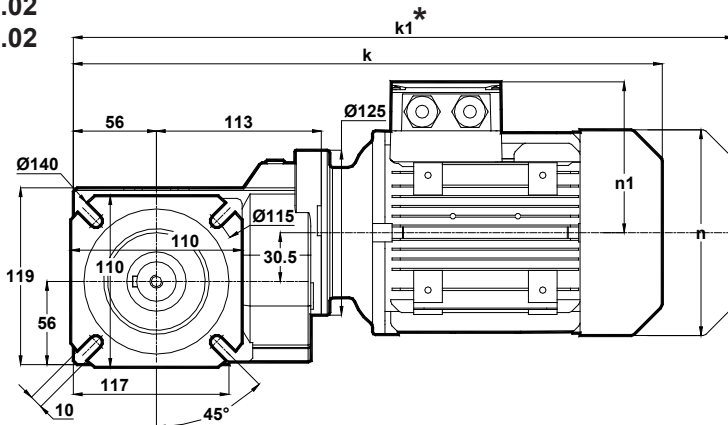
# Tabelle dimensionali

## Dimension Pages

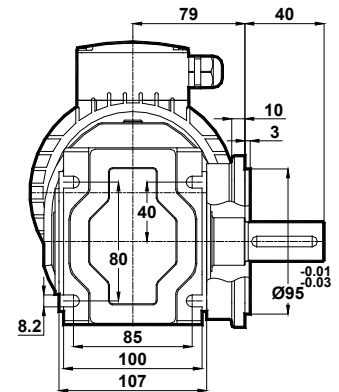
## Abmessungsseiten

Foro di centraggio filettato secondo DIN 332 foglio 2 / Tapped center hole to DIN 332, sheet 2 / Zentrierung mit gewinde DIN 332, Blatt 2

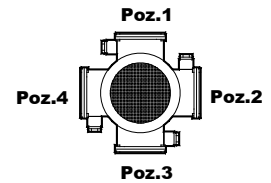
KR002.02  
KR003.02



	63	71	80	90S	90L
k	366	395	429	468	468
k1	427	486	522	572.5	572.5
n	121	137	155	176	176
n1	97	112	121	132	132

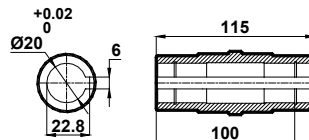
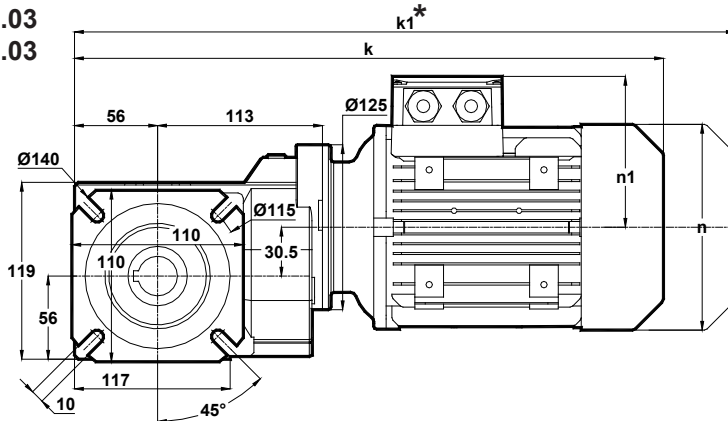


Posizioni morsetteria  
Terminal Box Positions  
Klemmenkasten Positionen

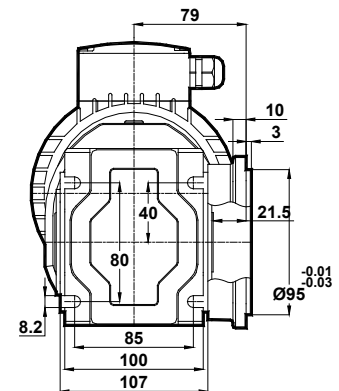


63-71-80-90  
Tip / Type / Typ

KR002.03  
KR003.03



	63	71	80	90S	90L
k	366	395	429	468	468
k1	427	486	522	572.5	572.5
n	121	137	155	176	176
n1	97	112	121	132	132



\*La misura "k1" è per motori dotati di freno.  
Dimension "k1" is for motors with brake.  
Maße "k1" ist für Bremsenmotoren.



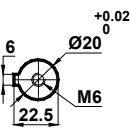
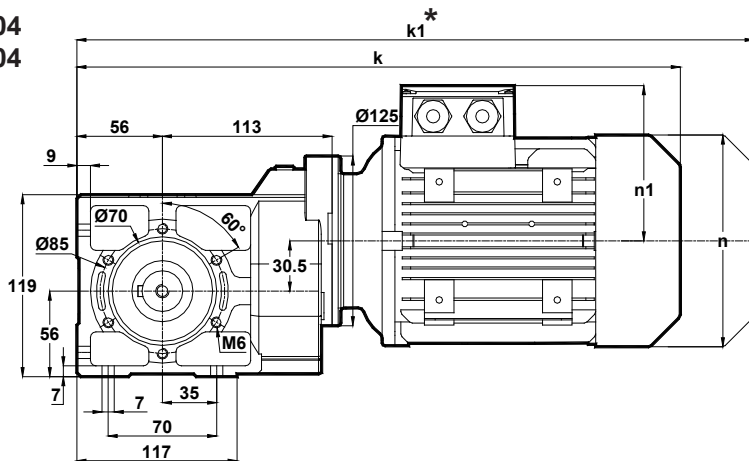
# Tabella dimensionali

## Dimension Pages

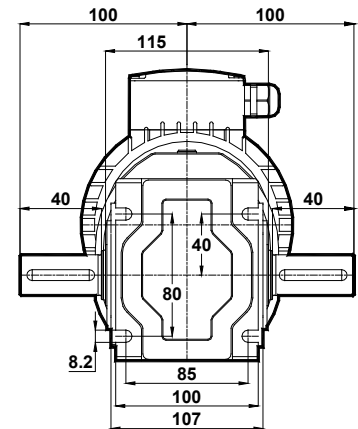
## Abmessungsseiten

Foro di centraggio filettato secondo DIN 332 foglio 2 / Tapped center hole to DIN 332, sheet 2 / Zentrierung mit gewinde DIN 332, Blatt 2

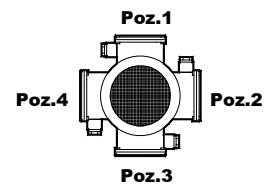
KR002.04  
KR003.04



	63	71	80	90S	90L
k	366	395	429	468	468
k1	427	486	522	572.5	572.5
n	121	137	155	176	176
n1	97	112	121	132	132

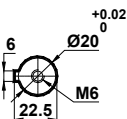
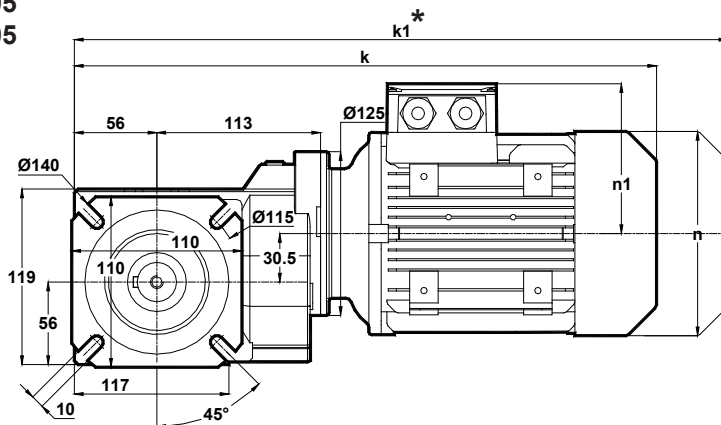


Posizioni morsetteria  
Terminal Box Positions  
Klemmenkasten Positionen

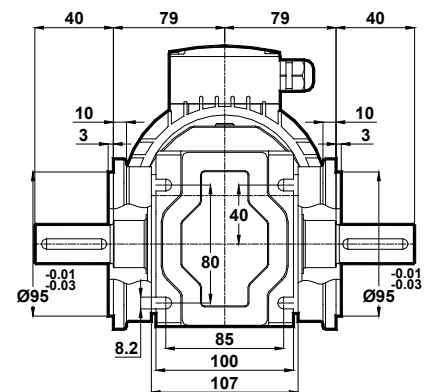


63-71-80-90  
Tip / Type / Typ

KR002.05  
KR003.05



	63	71	80	90S	90L
k	366	395	429	468	468
k1	427	486	522	572.5	572.5
n	121	137	155	176	176
n1	97	112	121	132	132



\*La misura "k1" è per motori dotati di freno.  
Dimension "k1" is for motors with brake.  
Maße "k1" ist für Bremsenmotoren.



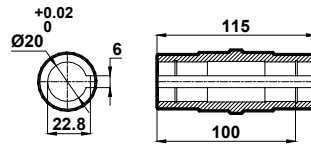
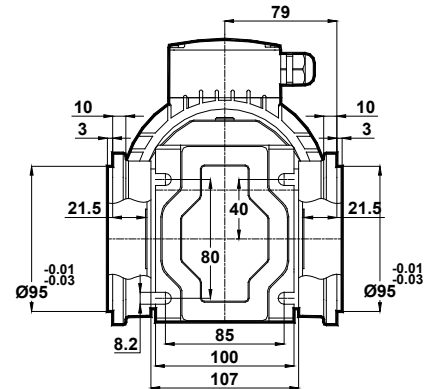
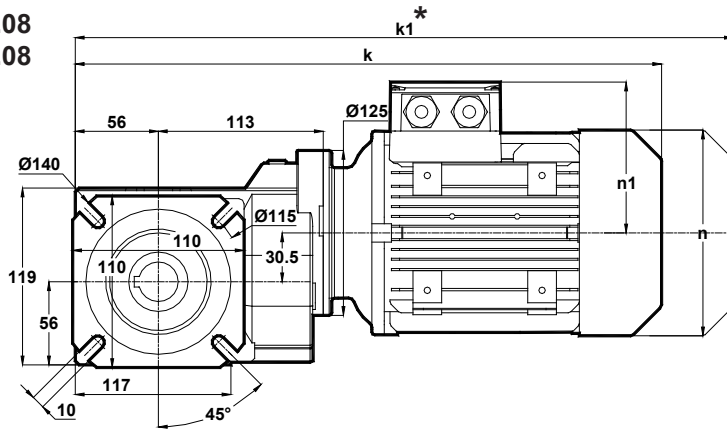
# Tabella dimensionali

## Dimension Pages

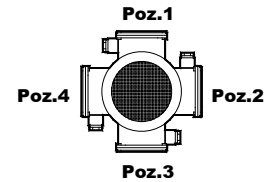
## Abmessungsseiten

Foro di centraggio filettato secondo DIN 332 foglio 2 / Tapped center hole to DIN 332, sheet 2 / Zentrierung mit gewinde DIN 332, Blatt 2

KR002.08  
KR003.08




Posizioni morsettiera  
Terminal Box Positions  
Klemmenkasten Positionen



63-71-80-90  
Tip / Type / Typ

	63	71	80	90S	90L
k	366	395	429	468	468
k1	427	486	522	572.5	572.5
n	121	137	155	176	176
n1	97	112	121	132	132

\*La misura "k1" è per motori dotati di freno.  
Dimension "k1" is for motors with brake.  
Maße "k1" ist für Bremsenmotoren.



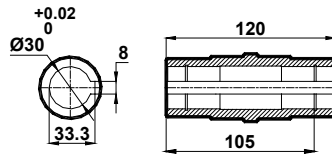
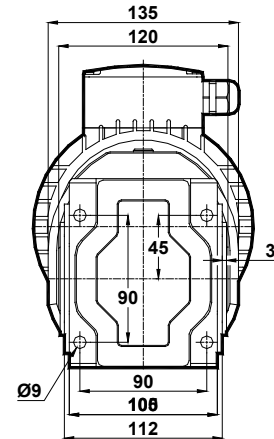
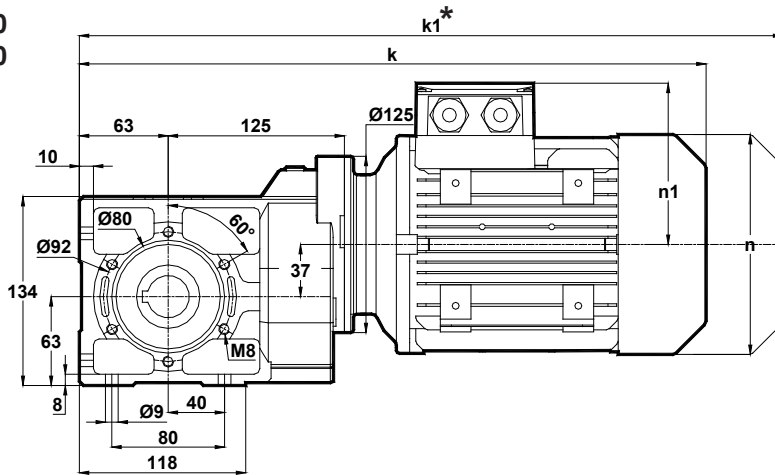
# Tabella dimensionali

## Dimension Pages

## Abmessungsseiten

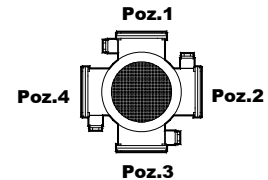
Foro di centraggio filettato secondo DIN 332 foglio 2 / Tapped center hole to DIN 332, sheet 2 / Zentrierung mit gewinde DIN 332, Blatt 2

KR102.00  
KR103.00



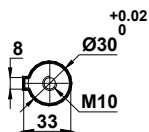
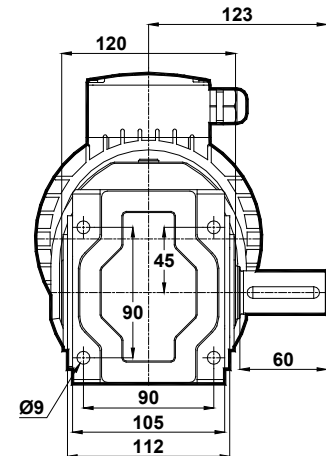
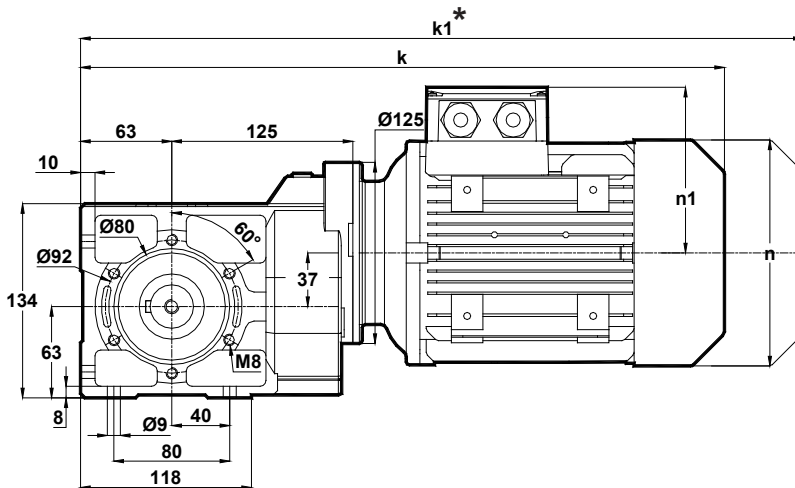
Posizioni morsetteria  
Terminal Box Positions  
Klemmenkasten Positionen

	63	71	80	90S	90L
k	385	414	448	487	487
k1	446	505	541	591.5	591.5
n	121	137	155	176	176
n1	97	112	121	132	132



63-71-80-90  
Tip / Type / Typ

KR102.01  
KR103.01



	63	71	80	90S	90L
k	385	414	448	487	487
k1	446	505	541	591.5	591.5
n	121	137	155	176	176
n1	97	112	121	132	132

\*La misura "k1" è per motori dotati di freno.  
Dimension "k1" is for motors with brake.  
Maße "k1" ist für Bremsenmotoren.



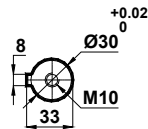
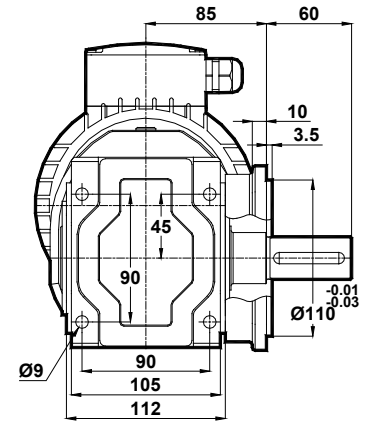
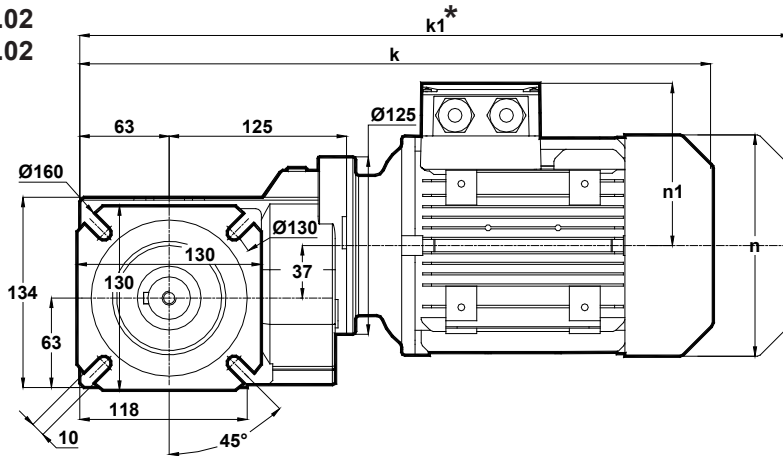
# Tabella dimensionali

## Dimension Pages

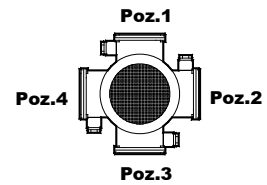
### Abmessungsseiten

Foro di centraggio filettato secondo DIN 332 foglio 2 / Tapped center hole to DIN 332, sheet 2 / Zentrierung mit gewinde DIN 332, Blatt 2

KR102.02  
KR103.02



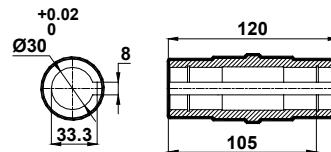
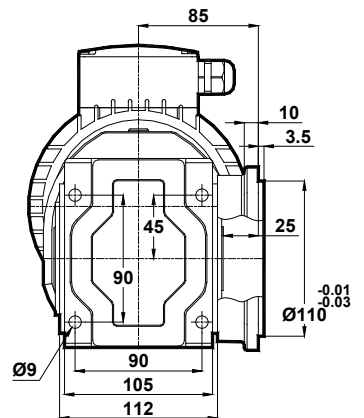
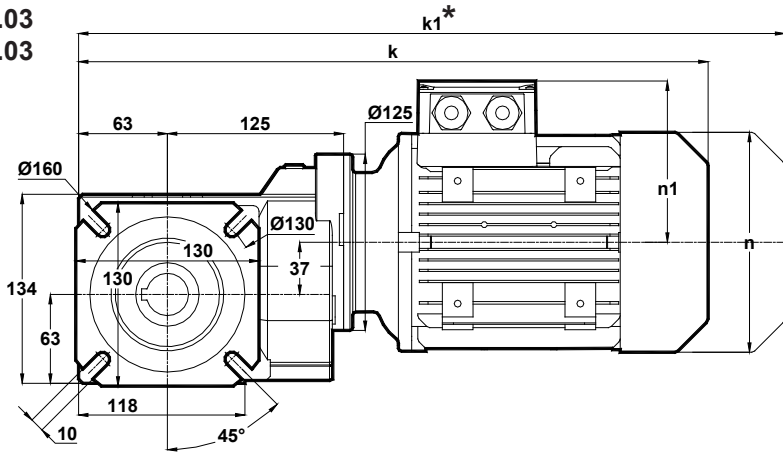
Posizioni morsetteria  
Terminal Box Positions  
Klemmenkasten Positionen



63-71-80-90  
Tip / Type / Typ

	63	71	80	90S	90L
k	385	414	448	487	487
k1	446	505	541	591.5	591.5
n	121	137	155	176	176
n1	97	112	121	132	132

KR102.03  
KR103.03



\*La misura "k1" è per motori dotati di freno.  
Dimension "k1" is for motors with brake.  
Maße "k1" ist für Bremsenmotoren.

	63	71	80	90S	90L
k	385	414	448	487	487
k1	446	505	541	591.5	591.5
n	121	137	155	176	176
n1	97	112	121	132	132



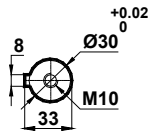
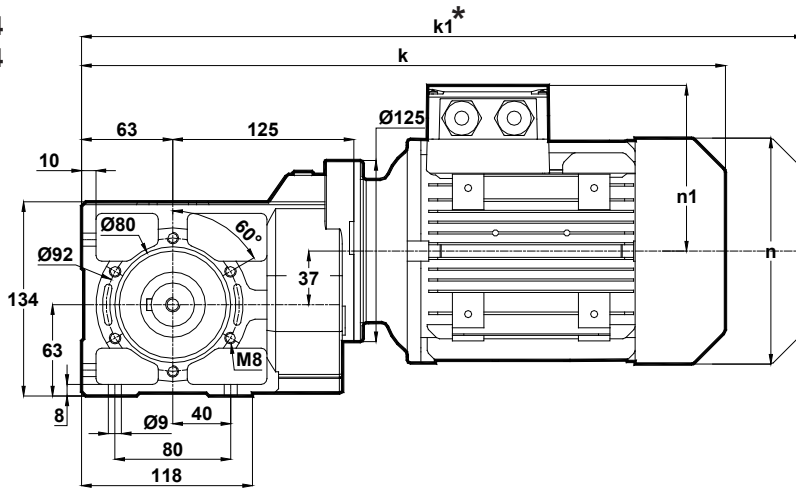
# Tabella dimensionali

## Dimension Pages

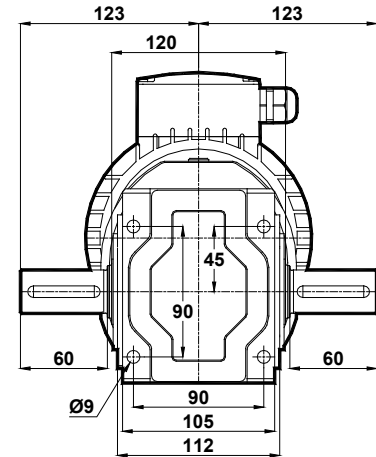
## Abmessungsseiten

Foro di centraggio filettato secondo DIN 332 foglio 2 / Tapped center hole to DIN 332, sheet 2 / Zentrierung mit gewinde DIN 332, Blatt 2

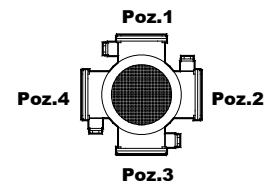
KR102.04  
KR103.04



	63	71	80	90S	90L
k	385	414	448	487	487
k1	446	505	541	591.5	591.5
n	121	137	155	176	176
n1	97	112	121	132	132

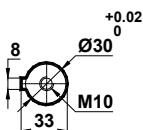
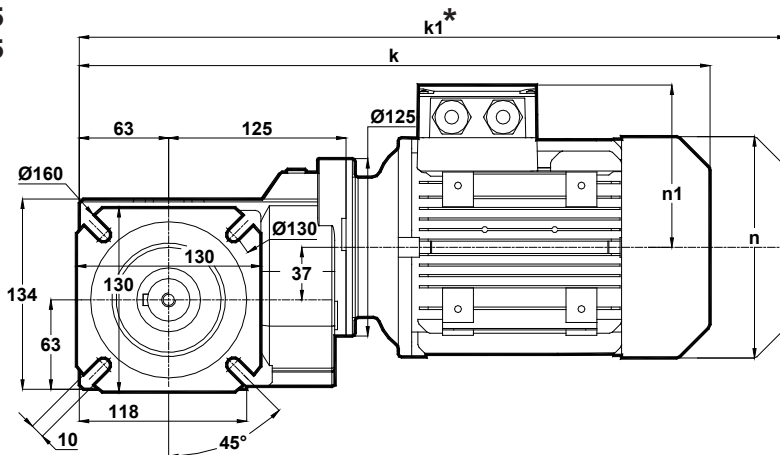


Posizioni morsettiera  
Terminal Box Positions  
Klemmenkasten Positionen

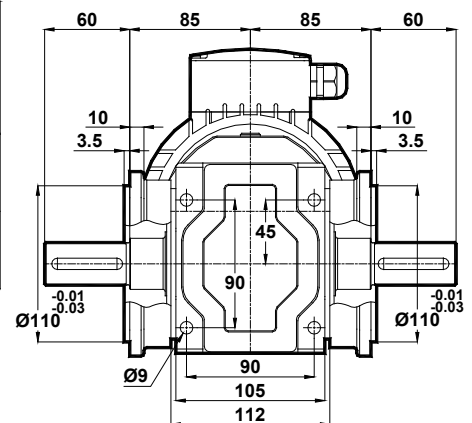


63-71-80-90  
Tip / Type / Typ

KR102.05  
KR103.05



	63	71	80	90S	90L
k	385	414	448	487	487
k1	446	505	541	591.5	591.5
n	121	137	155	176	176
n1	97	112	121	132	132



\*La misura "k1" è per motori dotati di freno.  
Dimension "k1" is for motors with brake.  
Maße "k1" ist für Bremsenmotoren.



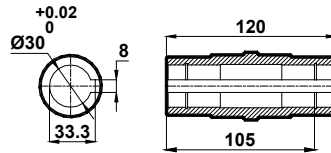
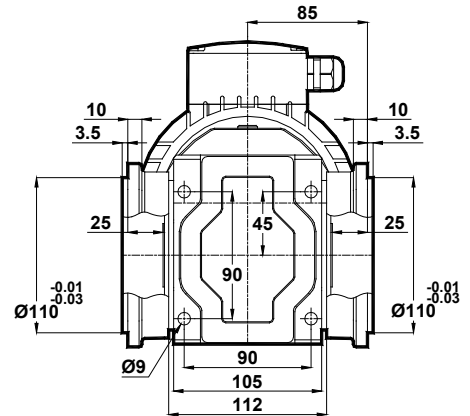
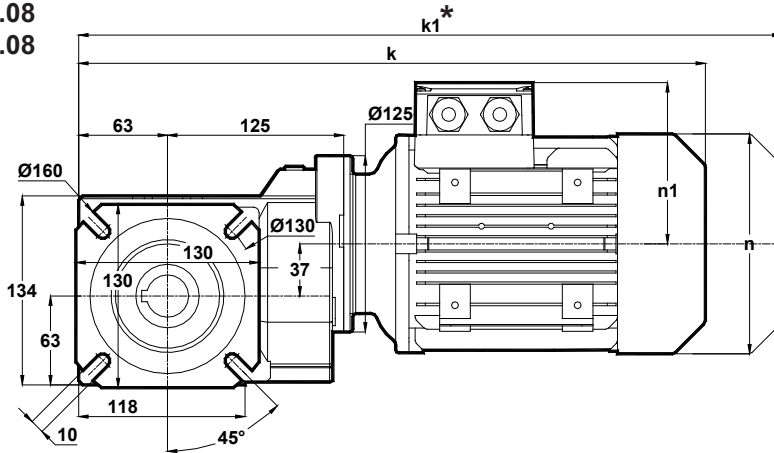
# Tabelle dimensionali

## Dimension Pages

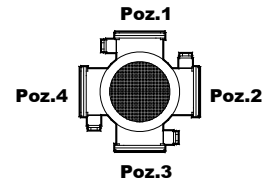
## Abmessungsseiten

Foro di centraggio filettato secondo DIN 332 foglio 2 / Tapped center hole to DIN 332, sheet 2 / Zentrierung mit gewinde DIN 332, Blatt 2

KR102.08  
KR103.08




Posizioni morsettiera  
Terminal Box Positions  
Klemmenkasten Positionen



63-71-80-90  
Tip / Type / Typ

	63	71	80	90S	90L
k	385	414	448	487	487
k1	446	505	541	591.5	591.5
n	121	137	155	176	176
n1	97	112	121	132	132

\*La misura "k1" è per motori dotati di freno.  
Dimension "k1" is for motors with brake.  
Maße "k1" ist für Bremsenmotoren.



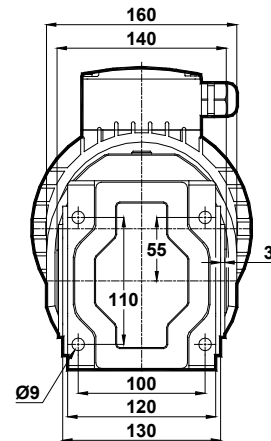
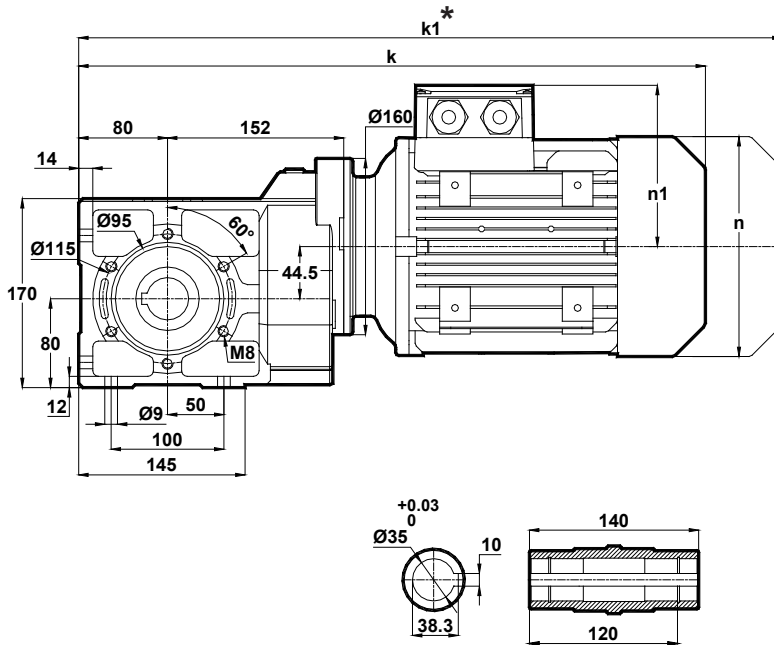
# Tabella dimensionali

## Dimension Pages

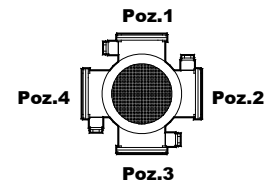
## Abmessungsseiten

Foro di centraggio filettato secondo DIN 332 foglio 2 / Tapped center hole to DIN 332, sheet 2 / Zentrierung mit gewinde DIN 332, Blatt 2

KR202.00  
KR203.00



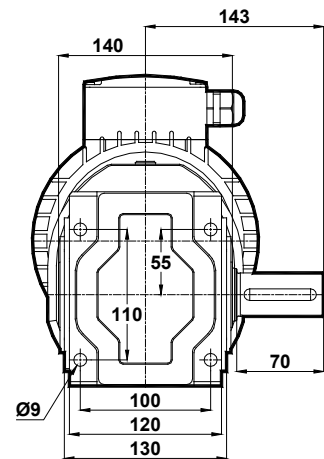
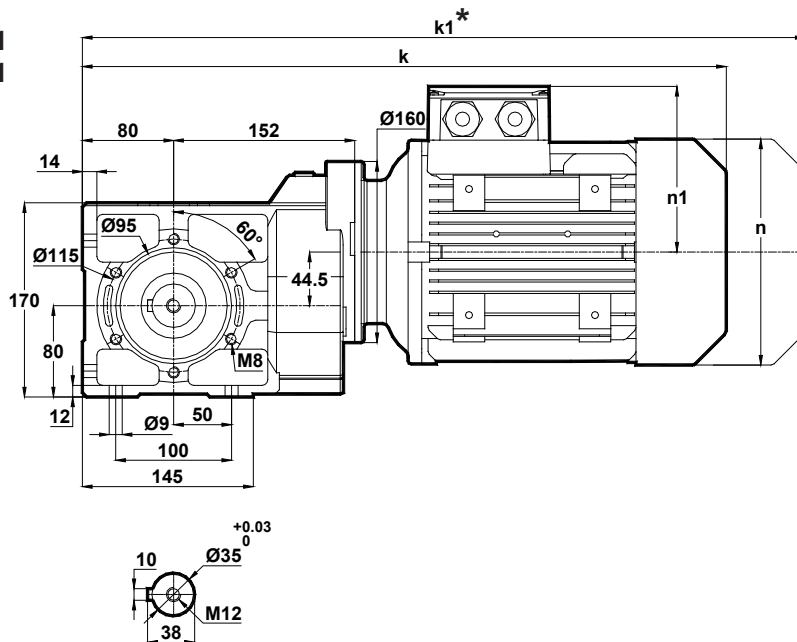
Posizioni morsetteria  
Terminal Box Positions  
Klemmenkasten Positionen



63-71-80-90-100-112  
Tip / Type / Typ

	63	71	80	90S	90L	100L	112M
k	425	453	487	526	526	574	598
k1	486	544	580	630.5	630.5	639.5	702.5
n	121	137	155	176	176	193	215
n1	97	112	121	132	132	147	158

KR202.01  
KR203.01



	63	71	80	90S	90L	100L	112M
k	425	453	487	526	526	574	598
k1	486	544	580	630.5	630.5	639.5	702.5
n	121	137	155	176	176	193	215
n1	97	112	121	132	132	147	158

\*La misura "k1" è per motori dotati di freno.  
Dimension "k1" is for motors with brake.  
Maße "k1" ist für Bremsenmotoren.





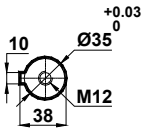
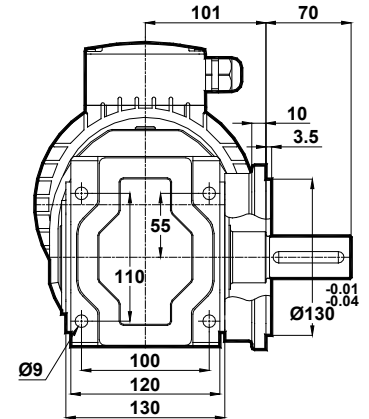
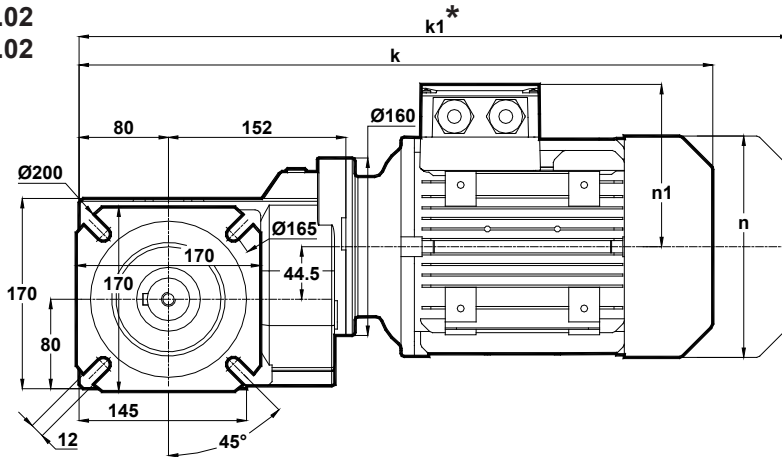
# Tabella dimensionali

## Dimension Pages

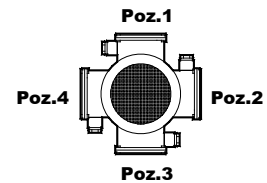
## Abmessungsseiten

Foro di centraggio filettato secondo DIN 332 foglio 2 / Tapped center hole to DIN 332, sheet 2 / Zentrierung mit gewinde DIN 332, Blatt 2

KR202.02  
KR203.02



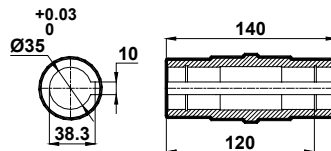
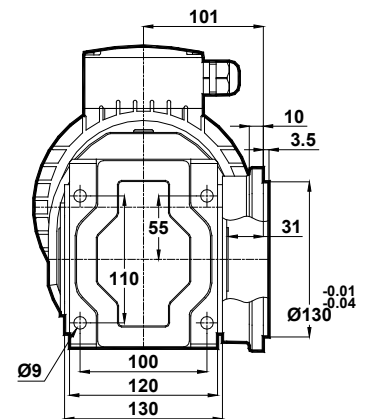
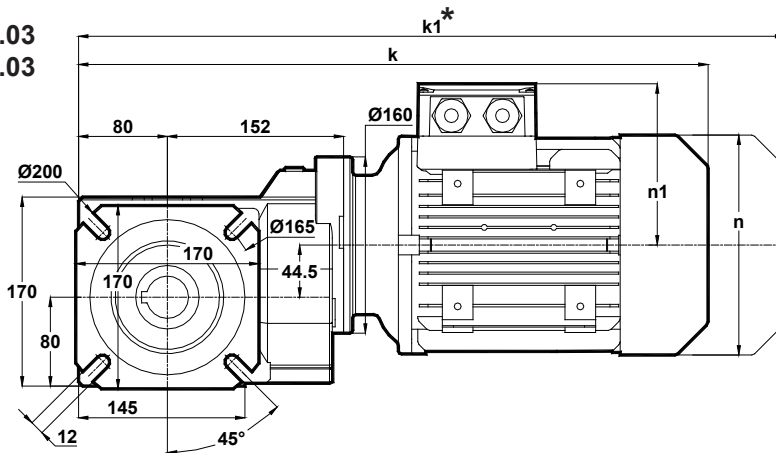
Posizioni morsettiera  
Terminal Box Positions  
Klemmenkasten Positionen



63-71-80-90-100-112  
Tip / Type / Typ

	63	71	80	90S	90L	100L	112M
k	425	453	487	526	526	574	598
k1	486	544	580	630.5	630.5	639.5	702.5
n	121	137	155	176	176	193	215
n1	97	112	121	132	132	147	158

KR202.03  
KR203.03



	63	71	80	90S	90L	100L	112M
k	425	453	487	526	526	574	598
k1	486	544	580	630.5	630.5	639.5	702.5
n	121	137	155	176	176	193	215
n1	97	112	121	132	132	147	158

\*La misura "k1" è per motori dotati di freno.  
Dimension "k1" is for motors with brake.  
Maße "k1" ist für Bremsenmotoren.



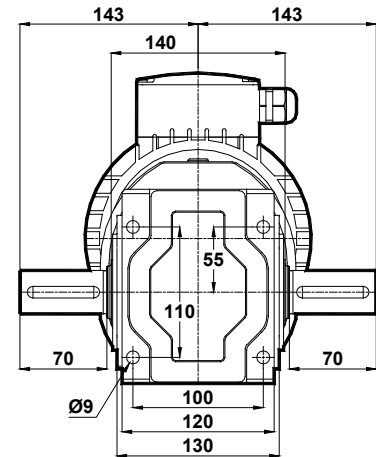
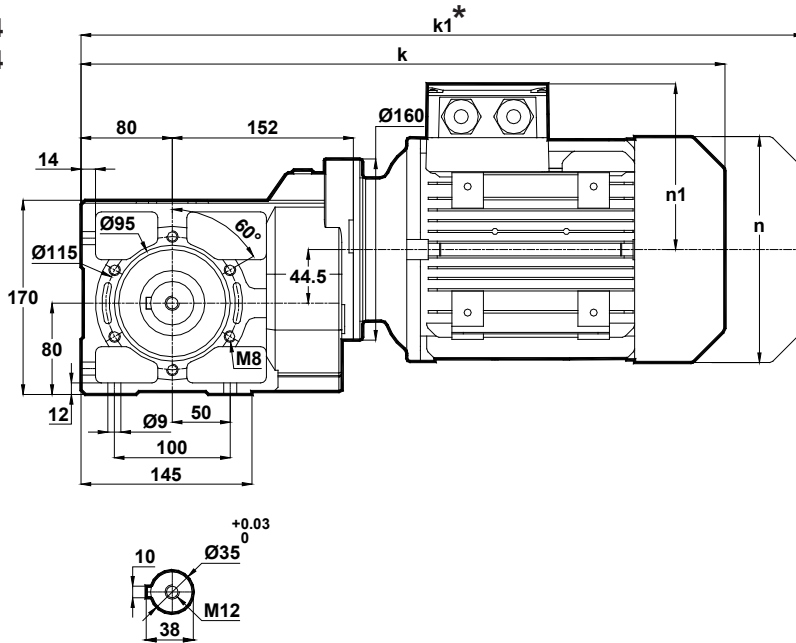
# Tabella dimensionali

## Dimension Pages

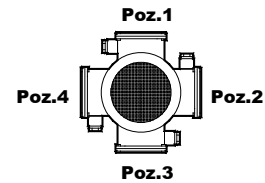
### Abmessungsseiten

Foro di centraggio filettato secondo DIN 332 foglio 2 / Tapped center hole to DIN 332, sheet 2 / Zentrierung mit gewinde DIN 332, Blatt 2

KR202.04  
KR203.04



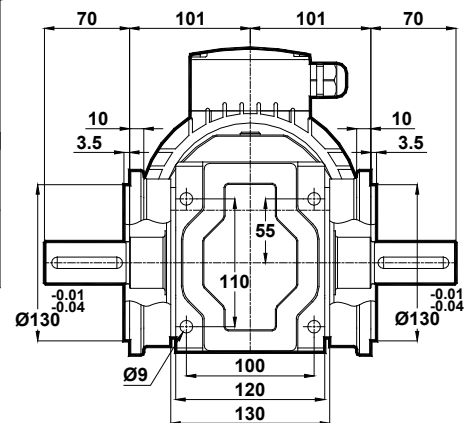
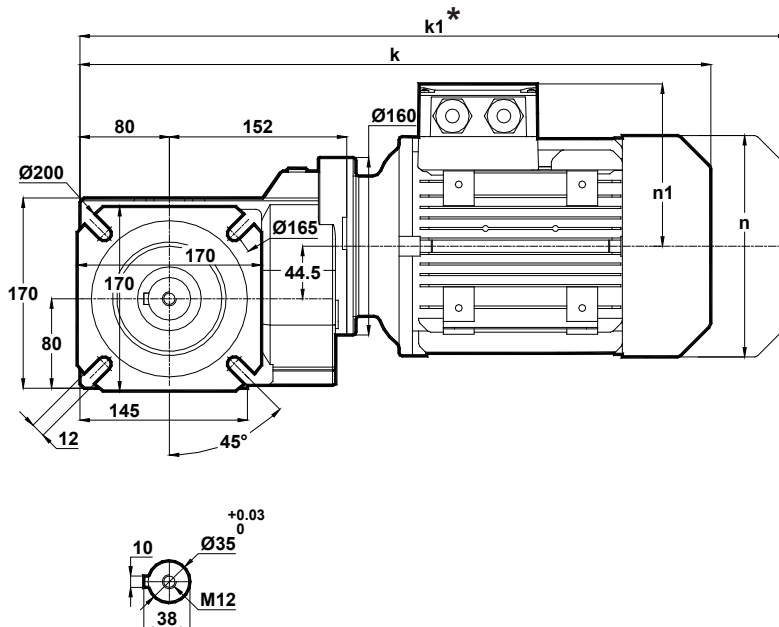
Posizioni morsetteria  
Terminal Box Positions  
Klemmenkasten Positionen



63-71-80-90-100-112  
Tip / Type / Typ


	63	71	80	90S	90L	100L	112M
k	425	453	487	526	526	574	598
k1	486	544	580	630.5	630.5	639.5	702.5
n	121	137	155	176	176	193	215
n1	97	112	121	132	132	147	158

KR202.05  
KR203.05



	63	71	80	90S	90L	100L	112M
k	425	453	487	526	526	574	598
k1	486	544	580	630.5	630.5	639.5	702.5
n	121	137	155	176	176	193	215
n1	97	112	121	132	132	147	158

\*La misura "k1" è per motori dotati di freno.  
Dimension "k1" is for motors with brake.  
Maße "k1" ist für Bremsenmotoren.



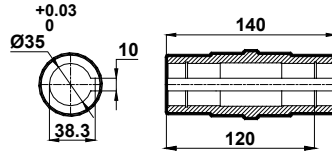
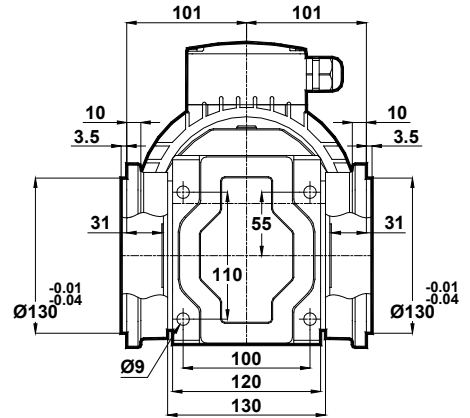
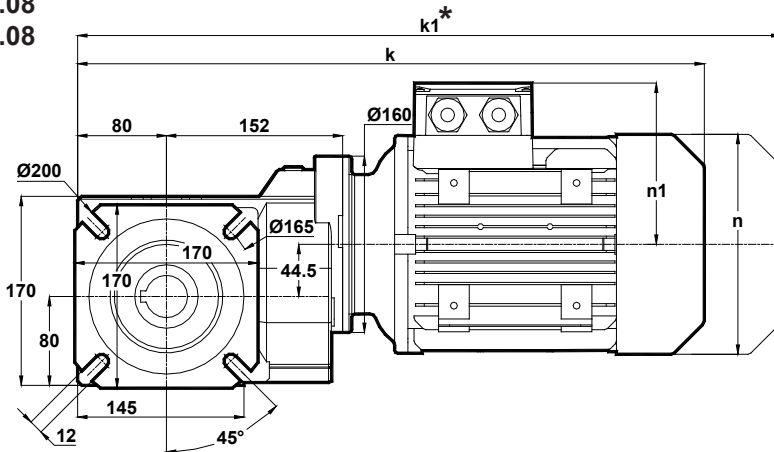
# Tabelle dimensionali

## Dimension Pages

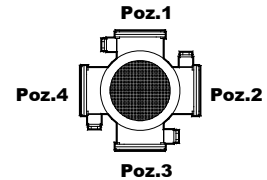
## Abmessungsseiten

Foro di centraggio filettato secondo DIN 332 foglio 2 / Tapped center hole to DIN 332, sheet 2 / Zentrierung mit gewinde DIN 332, Blatt 2

KR202.08  
KR203.08




Posizioni morsettiera  
Terminal Box Positions  
Klemmenkasten Positionen



63-71-80-90-100-112  
Tip / Type / Typ

	63	71	80	90S	90L	100L	112M
k	425	453	487	526	526	574	598
k1	486	544	580	630.5	630.5	639.5	702.5
n	121	137	155	176	176	193	215
n1	97	112	121	132	132	147	158

\*La misura "k1" è per motori dotati di freno.  
Dimension "k1" is for motors with brake.  
Maße "k1" ist für Bremsenmotoren.



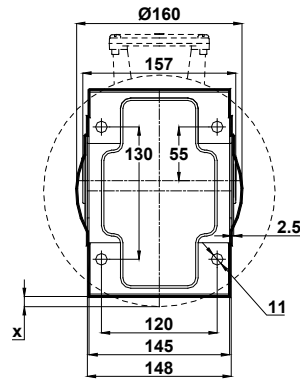
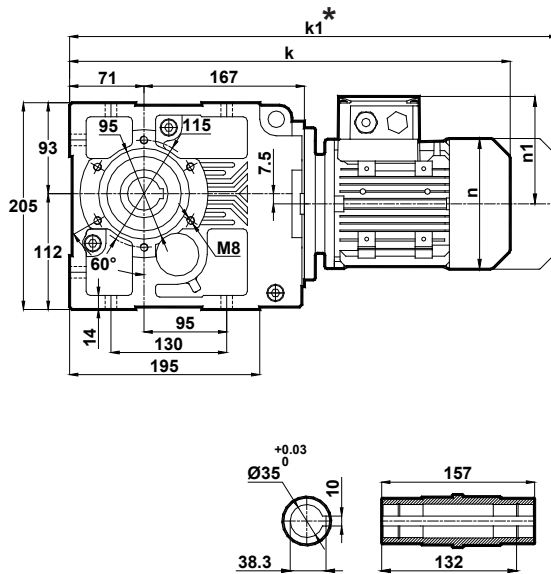
# Tabelle dimensionali

## Dimension Pages

## Abmessungsseiten

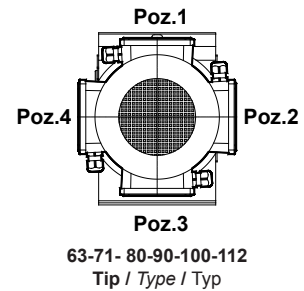
Foro di centraggio filettato secondo DIN 332 foglio 2 / Tapped center hole to DIN 332, sheet 2 / Zentrierung mit gewinde DIN 332, Blatt 2

### KR273.00



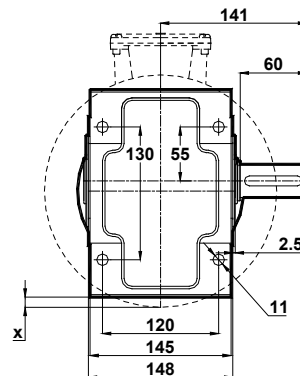
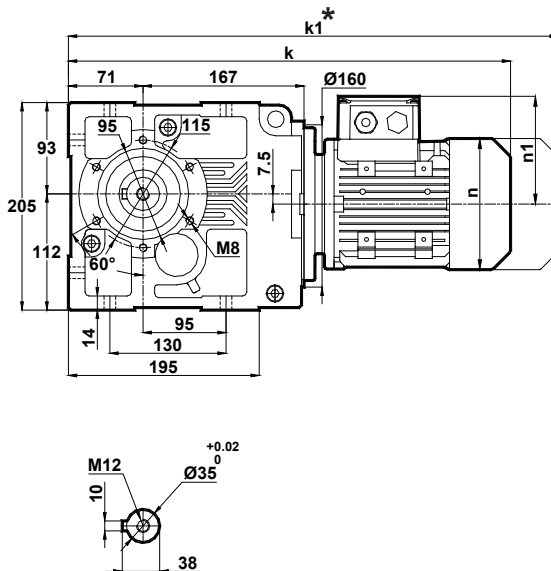
x: se il motore è inferiore al piano di montaggio del piede  
 x: If Motor is lower than foot mounting plane  
 x: Wenn der Motor unter der Fußmontageebene ist

Posizioni morsettiere  
 Terminal Box Positions  
 Klemmenkasten Positionen



	63	71	80	90S	90L	100L	112M
k	431	459	493	532	532	580	604
k1	492	550	586	636.5	636.5	699.5	708.5
n	121	137	155	176	176	193	215
n1	97	112	121	132	132	147	158
x	-	-	-	-	-	-	3

### KR273.01



x: se il motore è inferiore al piano di montaggio del piede  
 x: If Motor is lower than foot mounting plane  
 x: Wenn der Motor unter der Fußmontageebene ist

	63	71	80	90S	90L	100L	112M
k	431	459	493	532	532	580	604
k1	492	550	586	636.5	636.5	699.5	708.5
n	121	137	155	176	176	193	215
n1	97	112	121	132	132	147	158
x	-	-	-	-	-	-	3

\*La misura "k1" è per motori dotati di freno.  
 Dimension "k1" is for motors with brake.  
 Maße "k1" ist für Bremsenmotoren.



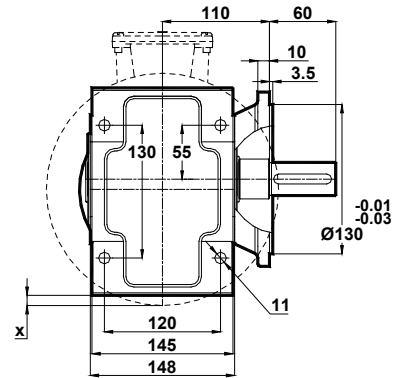
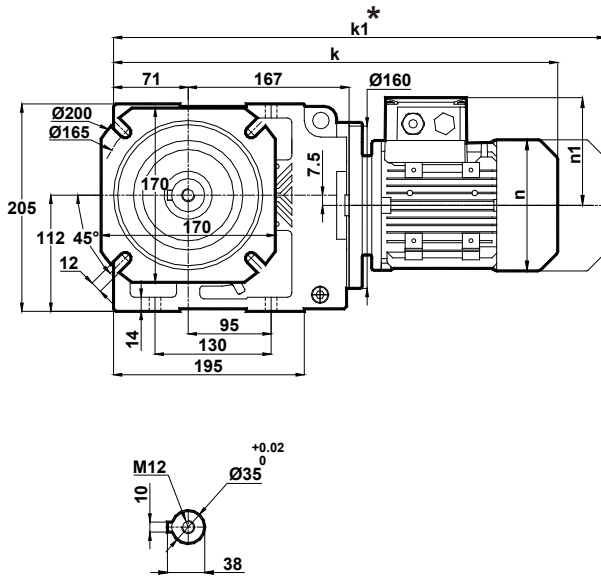
# Tabella dimensionali

## Dimension Pages

### Abmessungsseiten

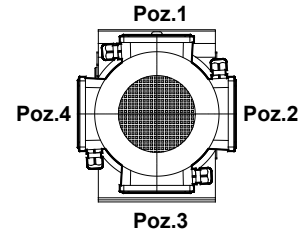
Foro di centraggio filettato secondo DIN 332 foglio 2 / Tapped center hole to DIN 332, sheet 2 / Zentrierung mit gewinde DIN 332, Blatt 2

#### KR273.02



x: se il motore è inferiore al piano di montaggio del piede  
 x: If Motor is lower than foot mounting plane  
 x: Wenn der Motor unter der Fußmontageebene ist

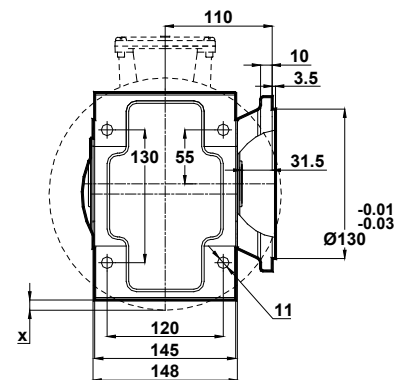
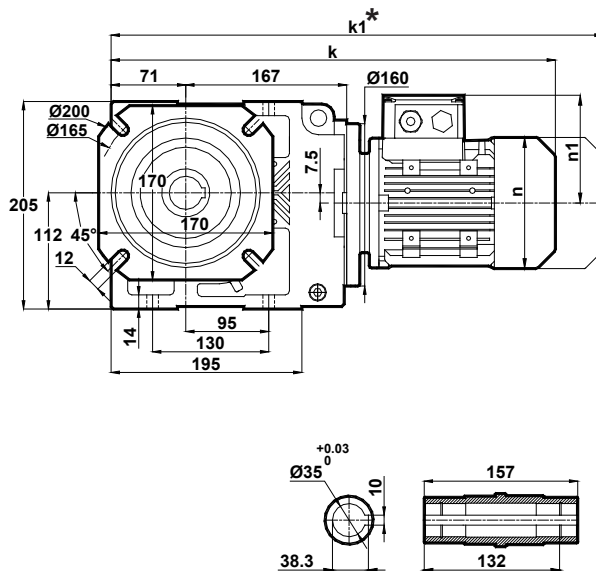
Posizioni morsetti  
 Terminal Box Positions  
 Klemmenkasten Positionen



63-71-80-90-100-112  
 Tip / Type / Typ

	63	71	80	90S	90L	100L	112M
k	431	459	493	532	532	580	604
k1	492	550	586	636.5	636.5	699.5	708.5
n	121	137	155	176	176	193	215
n1	97	112	121	132	132	147	158
x	-	-	-	-	-	-	3

#### KR273.03



x: se il motore è inferiore al piano di montaggio del piede  
 x: If Motor is lower than brake mounting plane  
 x: Wenn der Motor unter der Fußmontageebene ist

\*La misura "k1" è per motori dotati di freno.  
 Dimension "k1" is for motors with brake.  
 Maße "k1" ist für Bremsenmotoren.

	63	71	80	90S	90L	100L	112M
k	431	459	493	532	532	580	604
k1	492	550	586	636.5	636.5	699.5	708.5
n	121	137	155	176	176	193	215
n1	97	112	121	132	132	147	158
x	-	-	-	-	-	-	3



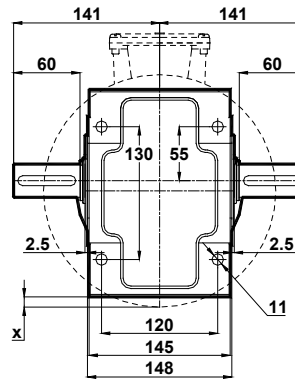
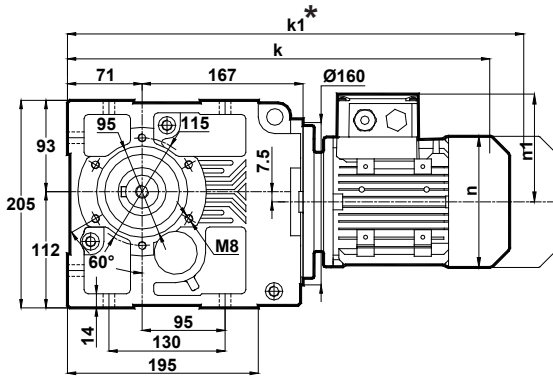
# Tabella dimensionali

## Dimension Pages

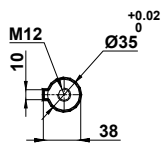
## Abmessungsseiten

Foro di centraggio filettato secondo DIN 332 foglio 2 / Tapped center hole to DIN 332, sheet 2 / Zentrierung mit gewinde DIN 332, Blatt 2

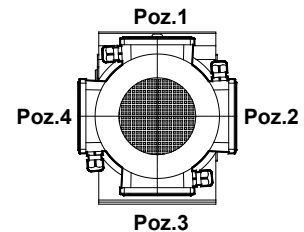
### KR273.04



x: se il motore è inferiore al piano di montaggio del piede  
 x: If Motor is lower than foot mounting plane  
 x: Wenn der Motor unter der Fußmontageebene ist



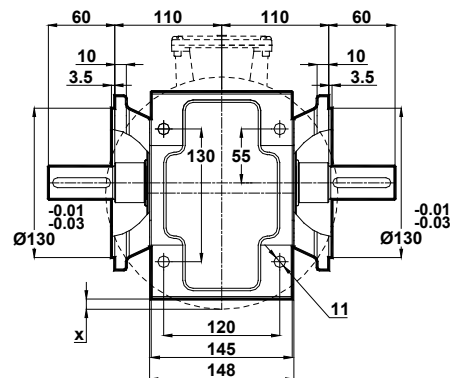
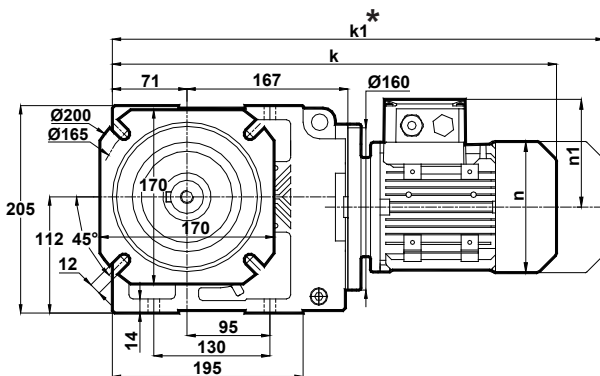
Posizioni morsetteria  
 Terminal Box Positions  
 Klemmenkasten Positionen



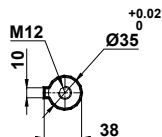
63-71-80-90-100-112  
 Tip / Type / Typ

	63	71	80	90S	90L	100L	112M
k	431	459	493	532	532	580	604
k1	492	550	586	636.5	636.5	699.5	708.5
n	121	137	155	176	176	193	215
n1	97	112	121	132	132	147	158
x	-	-	-	-	-	-	3

### KR273.05




x: se il motore è inferiore al piano di montaggio del piede  
 x: If Motor is lower than foot mounting plane  
 x: Wenn der Motor unter der Fußmontageebene ist



\*La misura "k1" è per motori dotati di freno.  
 Dimension "k1" is for motors with brake.  
 Maße "k1" ist für Bremsenmotoren.

	63	71	80	90S	90L	100L	112M
k	431	459	493	532	532	580	604
k1	492	550	586	636.5	636.5	699.5	708.5
n	121	137	155	176	176	193	215
n1	97	112	121	132	132	147	158
x	-	-	-	-	-	-	3



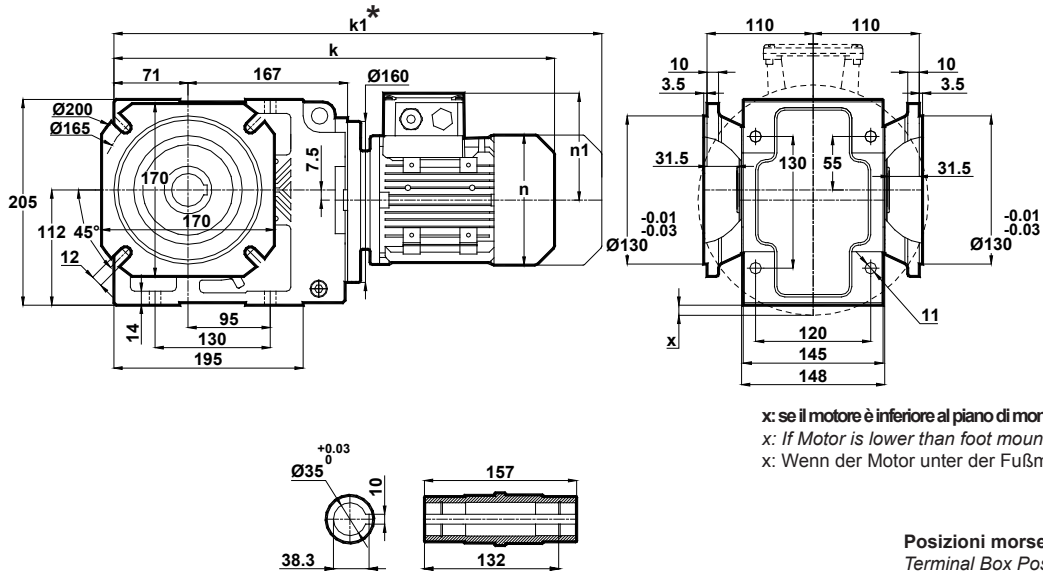
# Tabella dimensionali

## Dimension Pages

### Abmessungsseiten

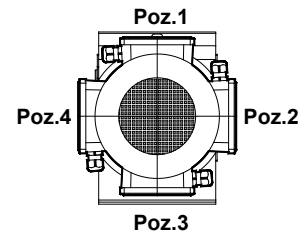
Foro di centraggio filettato secondo DIN 332 foglio 2 / Tapped center hole to DIN 332, sheet 2 / Zentrierung mit gewinde DIN 332, Blatt 2

KR273.08



x: se il motore è inferiore al piano di montaggio del piede  
 x: If Motor is lower than foot mounting plane  
 x: Wenn der Motor unter der Fußmontageebene ist

Posizioni morsettiera  
 Terminal Box Positions  
 Klemmenkasten Positionen



63-71- 80-90-100-112  
 Tip / Type / Typ

	63	71	80	90S	90L	100L	112M
k	431	459	493	532	532	580	604
k1	492	550	586	636.5	636.5	699.5	708.5
n	121	137	155	176	176	193	215
n1	97	112	121	132	132	147	158
x	-	-	-	-	-	-	3

\*La misura "k1" è per motori dotati di freno.  
 Dimension "k1" is for motors with brake.  
 Maße "k1" ist für Bremsenmotoren.



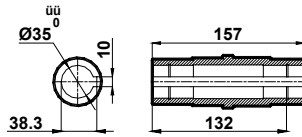
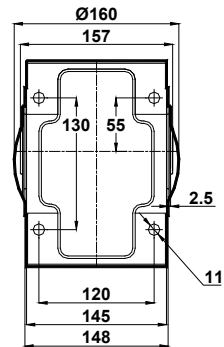
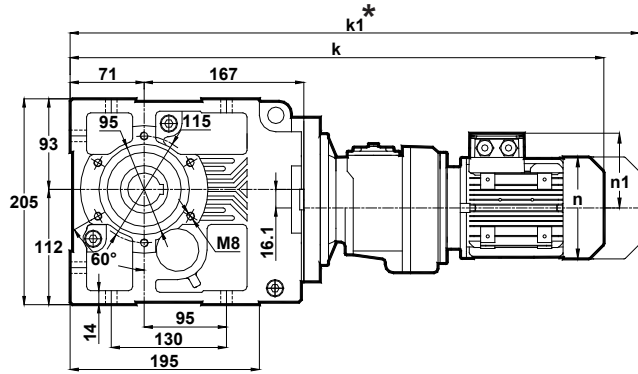
# Tabelle dimensionali

## Dimension Pages

## Abmessungsseiten

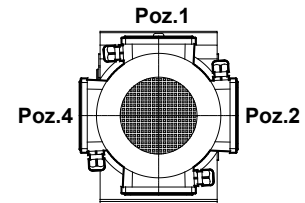
Foro di centraggio filettato secondo DIN 332 foglio 2 / Tapped center hole to DIN 332, sheet 2 / Zentrierung mit gewinde DIN 332, Blatt 2

KR275.00  
KR276.00



	63	71	80
k	581	610	644
k1	642	701	737
n	121	137	155
n1	97	112	121

Posizioni morsettiera  
Terminal Box Positions  
Klemmenkasten Positionen

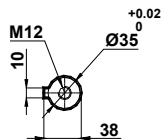
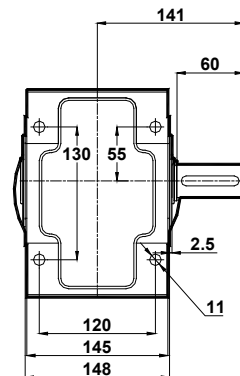
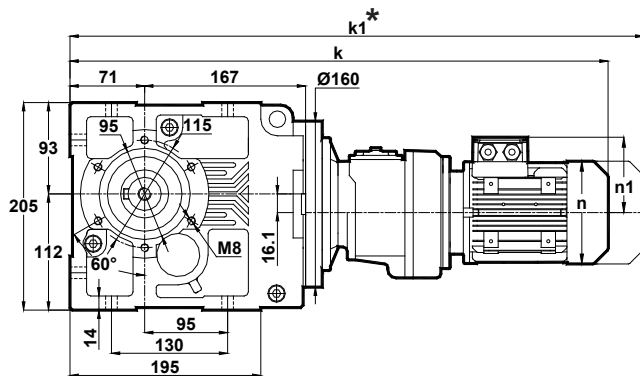


Poz.1

63-71-80

Tip / Type / Typ

KR275.01  
KR276.01



	63	71	80
k	581	610	644
k1	642	701	737
n	121	137	155
n1	97	112	121

\*La misura "k1" è per motori dotati di freno.  
Dimension "k1" is for motors with brake.  
Maße "k1" ist für Bremsenmotoren.





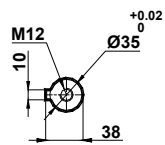
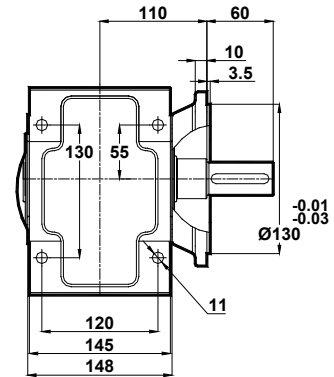
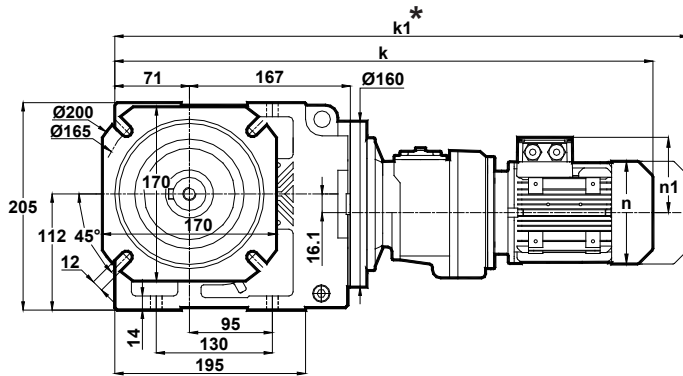
# Tabella dimensionali

## Dimension Pages

## Abmessungsseiten

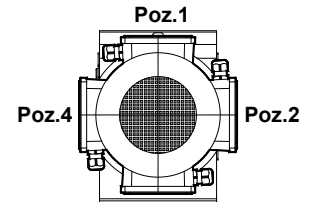
Foro di centraggio filettato secondo DIN 332 foglio 2 / Tapped center hole to DIN 332, sheet 2 / Zentrierung mit gewinde DIN 332, Blatt 2

KR275.02  
KR276.02



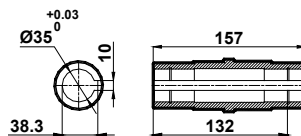
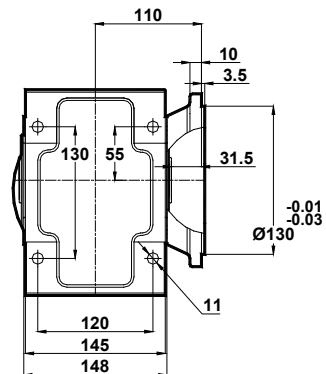
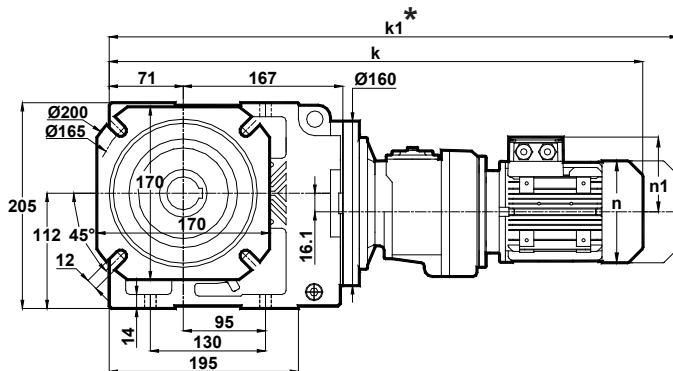
	63	71	80
k	581	610	644
k1	642	701	737
n	121	137	155
n1	97	112	121

Posizioni morsetteria  
Terminal Box Positions  
Klemmenkasten Positionen



Poz.1  
63-71-80  
Tip / Type / Typ

KR275.03  
KR276.03



	63	71	80
k	581	610	644
k1	642	701	737
n	121	137	155
n1	97	112	121

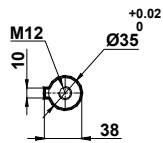
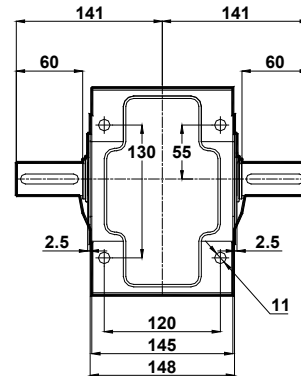
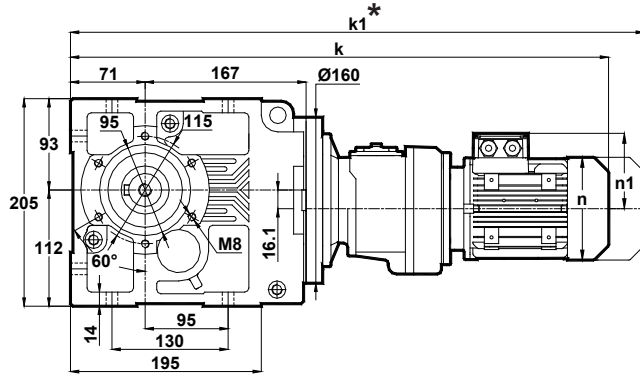
\*La misura "k1" è per motori dotati di freno.  
Dimension "k1" is for motors with brake.  
Maße "k1" ist für Bremsenmotoren.



# Tabella dimensionali Dimension Pages Abmessungsseiten

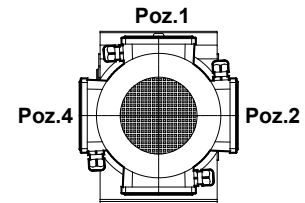
Foro di centraggio filettato secondo DIN 332 foglio 2 / Tapped center hole to DIN 332, sheet 2 / Zentrierung mit gewinde DIN 332, Blatt 2

KR275.04  
KR276.04



	63	71	80
k	581	610	644
k1	642	701	737
n	121	137	155
n1	97	112	121

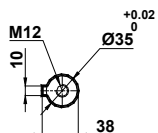
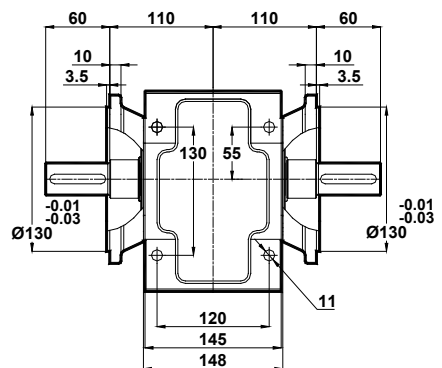
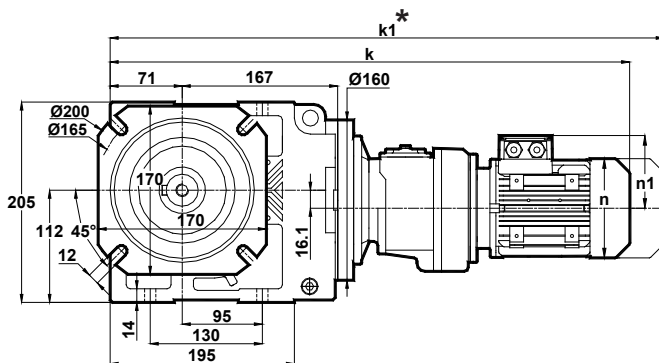
Posizioni morsettiera  
Terminal Box Positions  
Klemmenkasten Positionen



Poz.3


63-71-80  
Tip / Type / Typ

KR275.05  
KR276.05



	63	71	80
k	581	610	644
k1	642	701	737
n	121	137	155
n1	97	112	121

\*La misura "k1" è per motori dotati di freno.  
Dimension "k1" is for motors with brake.  
Maße "k1" ist für Bremsenmotoren.



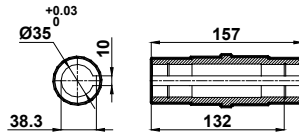
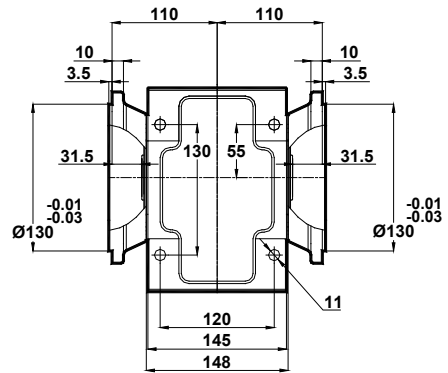
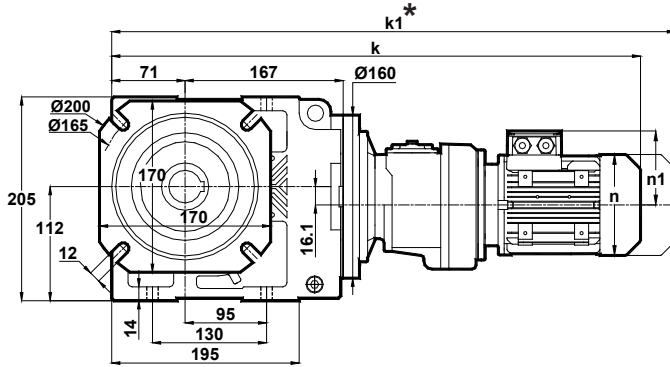
# Tabelle dimensionali

## Dimension Pages

## Abmessungsseiten

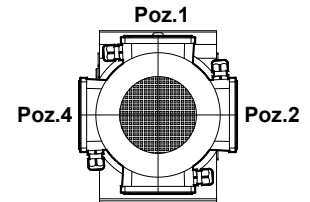
Foro di centraggio filettato secondo DIN 332 foglio 2 / Tapped center hole to DIN 332, sheet 2 / Zentrierung mit gewinde DIN 332, Blatt 2

KR275.08  
KR276.08



Posizioni morsettiera  
Terminal Box Positions  
Klemmenkasten Positionen

	63	71	80
k	581	610	644
k1	642	701	737
n	121	137	155
n1	97	112	121




Poz.1

Poz.3

63-71-80

Tip / Type / Typ

\*La misura "k1" è per motori dotati di freno.  
Dimension "k1" is for motors with brake.  
Maße "k1" ist für Bremsenmotoren.



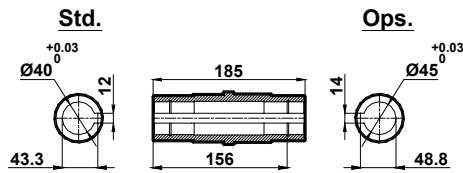
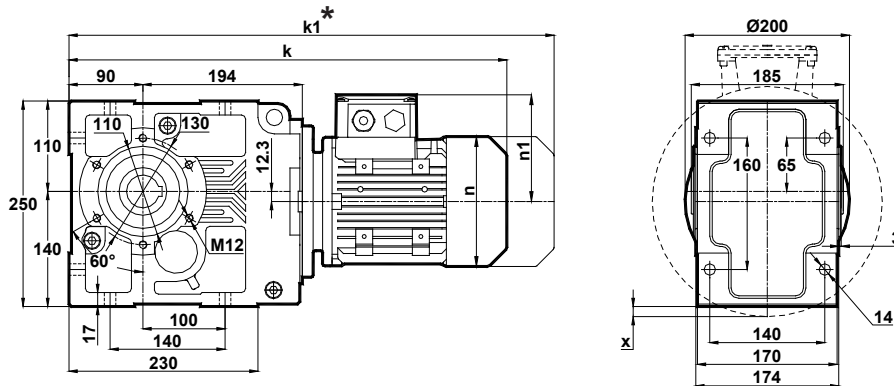
# Tabella dimensionali

## Dimension Pages

## Abmessungsseiten

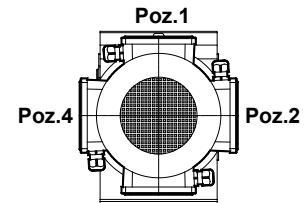
Foro di centraggio filettato secondo DIN 332 foglio 2 / Tapped center hole to DIN 332, sheet 2 / Zentrierung mit gewinde DIN 332, Blatt 2

### KR373.00



x: se il motore è inferiore al piano di montaggio del piede  
 x: If Motor is lower than foot mounting plane  
 x: Wenn der Motor unter der Fußmontageebene ist

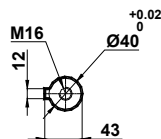
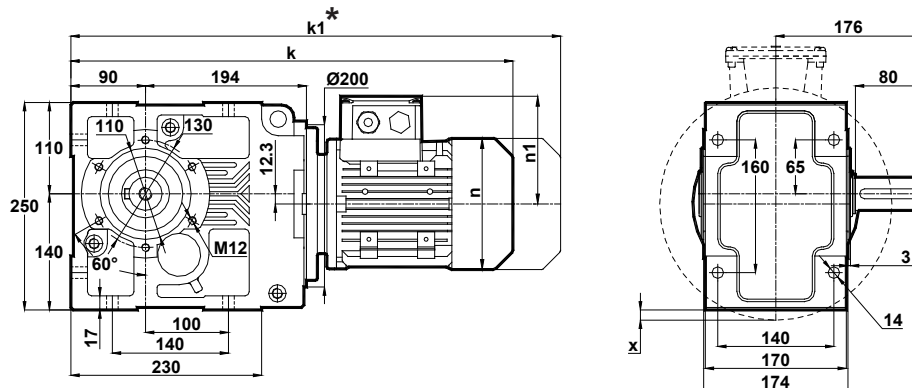
Posizioni morsetteria  
 Terminal Box Positions  
 Klemmenkasten Positionen



Poz.3  
 71-80-90-100-112-132  
 Tip / Type / Typ

	71	80	90S	90L	100L	112M	132S	132M
k	496	530	569	569	617	641	728	728
k1	587	755	673.5	673.5	736.5	745.5	858	858
n	137	155	176	176	193	215	257	257
n1	112	121	132	132	147	158	179	179
x	-	-	-	-	-	-	0.8	0.8

### KR373.01



x: se il motore è inferiore al piano di montaggio del piede  
 x: If Motor is lower than foot mounting plane  
 x: Wenn der Motor unter der Fußmontageebene ist

	71	80	90S	90L	100L	112M	132S	132M
k	496	530	569	569	617	641	728	728
k1	587	755	673.5	673.5	736.5	745.5	858	858
n	137	155	176	176	193	215	257	257
n1	112	121	132	132	147	158	179	179
x	-	-	-	-	-	-	0.8	0.8

\*La misura "k1" è per motori dotati di freno.  
 Dimension "k1" is for motors with brake.  
 Maße "k1" ist für Bremsenmotoren.



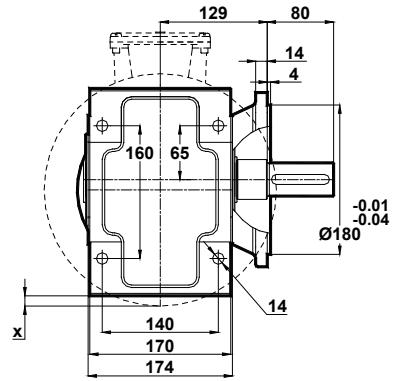
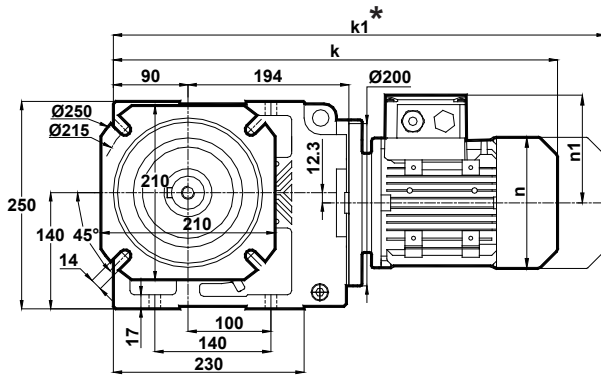
# Tabelle dimensionali

## Dimension Pages

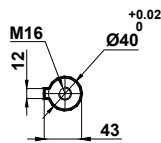
### Abmessungsseiten

Foro di centraggio filettato secondo DIN 332 foglio 2 / Tapped center hole to DIN 332, sheet 2 / Zentrierung mit gewinde DIN 332, Blatt 2

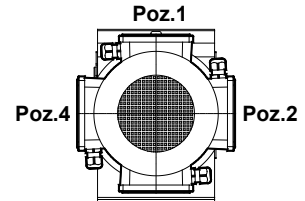
#### KR373.02



x: se il motore è inferiore al piano di montaggio del piede  
 x: If Motor is lower than foot mounting plane  
 x: Wenn der Motor unter der Fußmontageebene ist



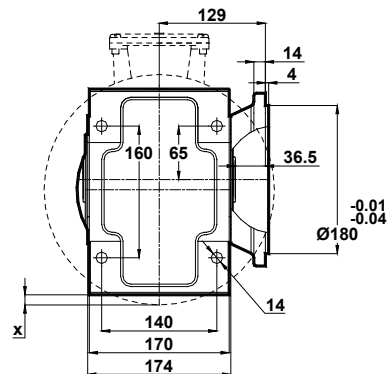
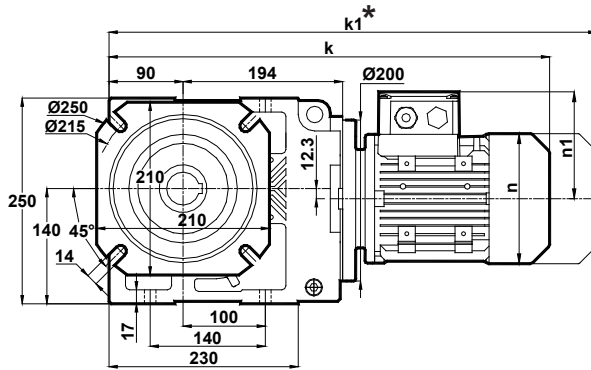
Posizioni morsetteria  
 Terminal Box Positions  
 Klemmenkasten Positionen



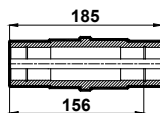
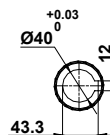
Poz.3  
 71-80-90-100-112-132  
 Tip / Type / Typ

	71	80	90S	90L	100L	112M	132S	132M
k	496	530	569	569	617	641	728	728
k1	587	755	673.5	673.5	736.5	745.5	858	858
n	137	155	176	176	193	215	257	257
n1	112	121	132	132	147	158	179	179
x	-	-	-	-	-	-	0.8	0.8

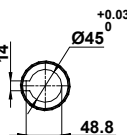
#### KR373.03



Std.



Ops.



x: se il motore è inferiore al piano di montaggio del piede  
 x: If Motor is lower than foot mounting plane  
 x: Wenn der Motor unter der Fußmontageebene ist

	71	80	90S	90L	100L	112M	132S	132M
k	496	530	569	569	617	641	728	728
k1	587	755	673.5	673.5	736.5	745.5	858	858
n	137	155	176	176	193	215	257	257
n1	112	121	132	132	147	158	179	179
x	-	-	-	-	-	-	0.8	0.8

\*La misura "k1" è per motori dotati di freno.  
 Dimension "k1" is for motors with brake.  
 Maße "k1" ist für Bremsenmotoren.



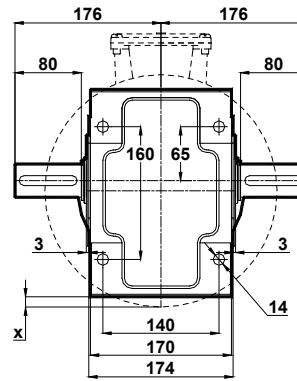
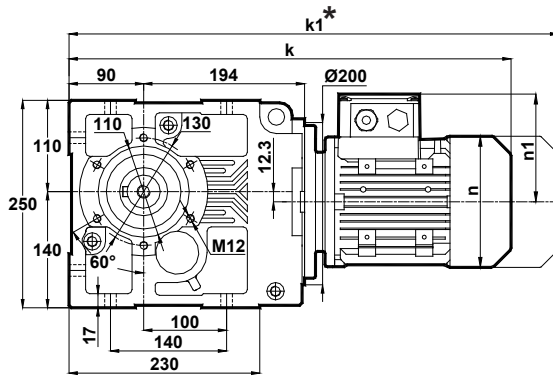
# Tabelle dimensionali

## Dimension Pages

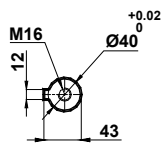
## Abmessungsseiten

Foro di centraggio filettato secondo DIN 332 foglio 2 / Tapped center hole to DIN 332, sheet 2 / Zentrierung mit gewinde DIN 332, Blatt 2

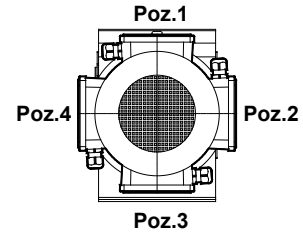
### KR373.04



x: se il motore è inferiore al piano di montaggio del piede  
 x: If Motor is lower than foot mounting plane  
 x: Wenn der Motor unter der Fußmontageebene ist



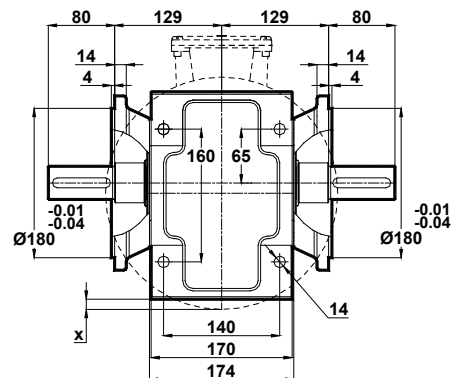
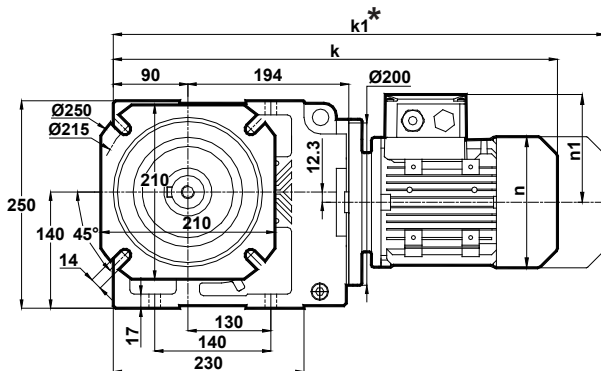
Posizioni morsettiera  
 Terminal Box Positions  
 Klemmenkasten Positionen



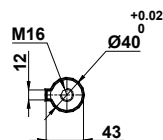
71-80-90-100-112-132  
 Tip / Type / Typ

	71	80	90S	90L	100L	112M	132S	132M
k	496	530	569	569	617	641	728	728
k1	587	755	673.5	673.5	736.5	745.5	858	858
n	137	155	176	176	193	215	257	257
n1	112	121	132	132	147	158	179	179
x	-	-	-	-	-	-	0.8	0.8

### KR373.05



x: se il motore è inferiore al piano di montaggio del piede  
 x: If Motor is lower than foot mounting plane  
 x: Wenn der Motor unter der Fußmontageebene ist



\*La misura "k1" è per motori dotati di freno.  
 Dimension "k1" is for motors with brake.  
 Maße "k1" ist für Bremsenmotoren.

	71	80	90S	90L	100L	112M	132S	132M
k	496	530	569	569	617	641	728	728
k1	587	755	673.5	673.5	736.5	745.5	858	858
n	137	155	176	176	193	215	257	257
n1	112	121	132	132	147	158	179	179
x	-	-	-	-	-	-	0.8	0.8



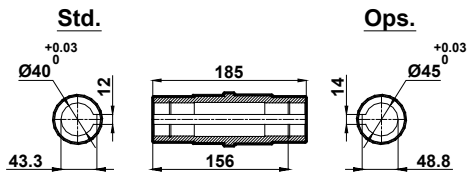
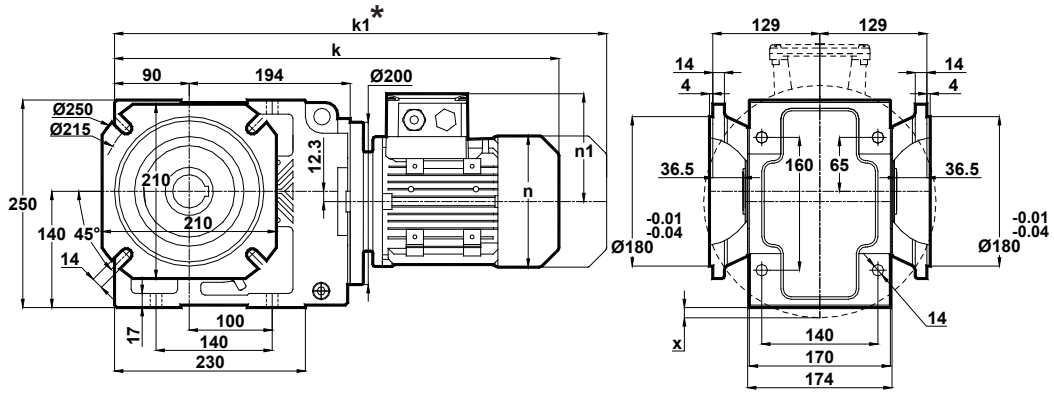
# Tabelle dimensionali

## Dimension Pages

### Abmessungsseiten

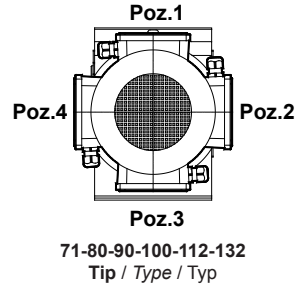
Foro di centraggio filettato secondo DIN 332 foglio 2 / Tapped center hole to DIN 332, sheet 2 / Zentrierung mit gewinde DIN 332, Blatt 2

KR373.08




x: se il motore è inferiore al piano di montaggio del piede  
 x: If Motor is lower than foot mounting plane  
 x: Wenn der Motor unter der Fußmontageebene ist

**Posizioni morsettiera**  
 Terminal Box Positions  
 Klemmenkasten Positionen



	71	80	90S	90L	100L	112M	132S	132M
k	496	530	569	569	617	641	728	728
k1	587	755	673.5	673.5	736.5	745.5	858	858
n	137	155	176	176	193	215	257	257
n1	112	121	132	132	147	158	179	179
x	-	-	-	-	-	-	0.8	0.8

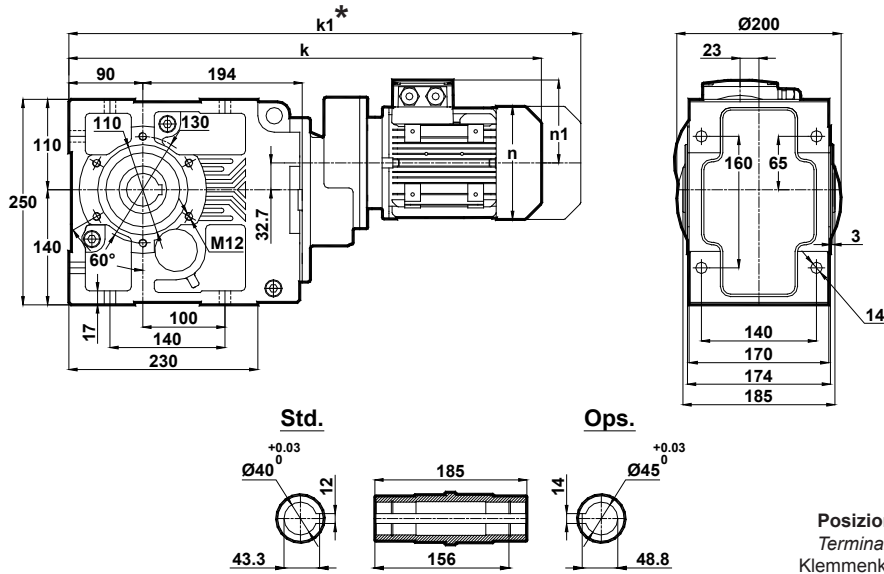
\*La misura "k1" è per motori dotati di freno.  
 Dimension "k1" is for motors with brake.  
 Maße "k1" ist für Bremsenmotoren.



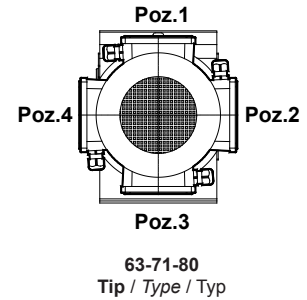
# Tabella dimensionali Dimension Pages Abmessungsseiten

Foro di centraggio filettato secondo DIN 332 foglio 2 / Tapped center hole to DIN 332, sheet 2 / Zentrierung mit gewinde DIN 332, Blatt 2

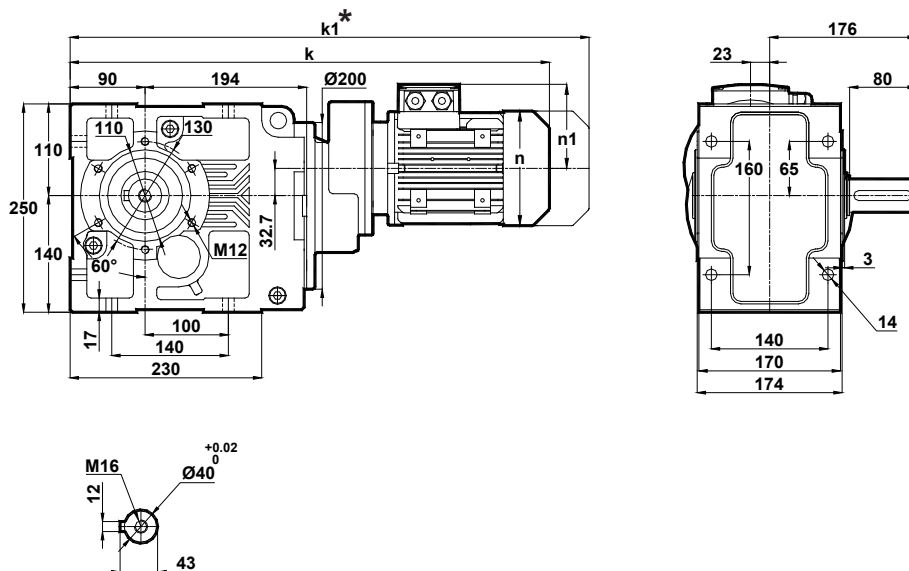
## KR374.00



	63	71	80
k	547	566	595
k1	608	657	688
n	121	137	155
n1	97	112	121



## KR374.01



	63	71	80
k	547	566	595
k1	608	657	688
n	121	137	155
n1	97	112	121

\*La misura "k1" è per motori dotati di freno.  
Dimension "k1" is for motors with brake.  
Maße "k1" ist für Bremsenmotoren.





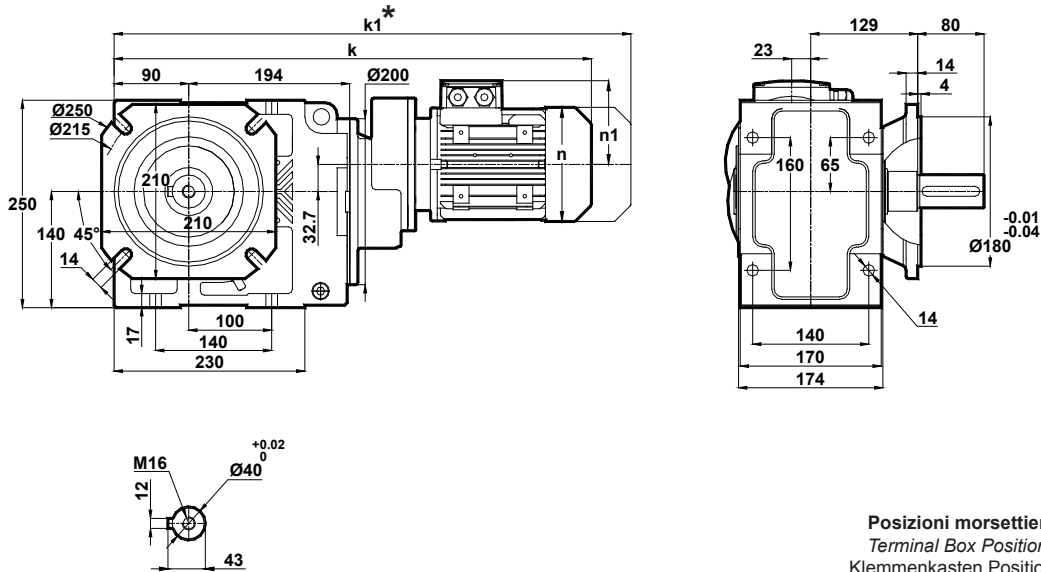
# Tabelle dimensionali

## Dimension Pages

### Abmessungsseiten

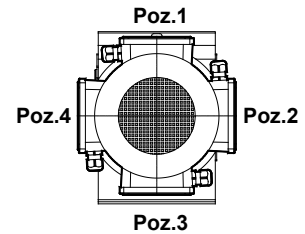
Foro di centraggio filettato secondo DIN 332 foglio 2 / Tapped center hole to DIN 332, sheet 2 / Zentrierung mit gewinde DIN 332, Blatt 2

#### KR374.02



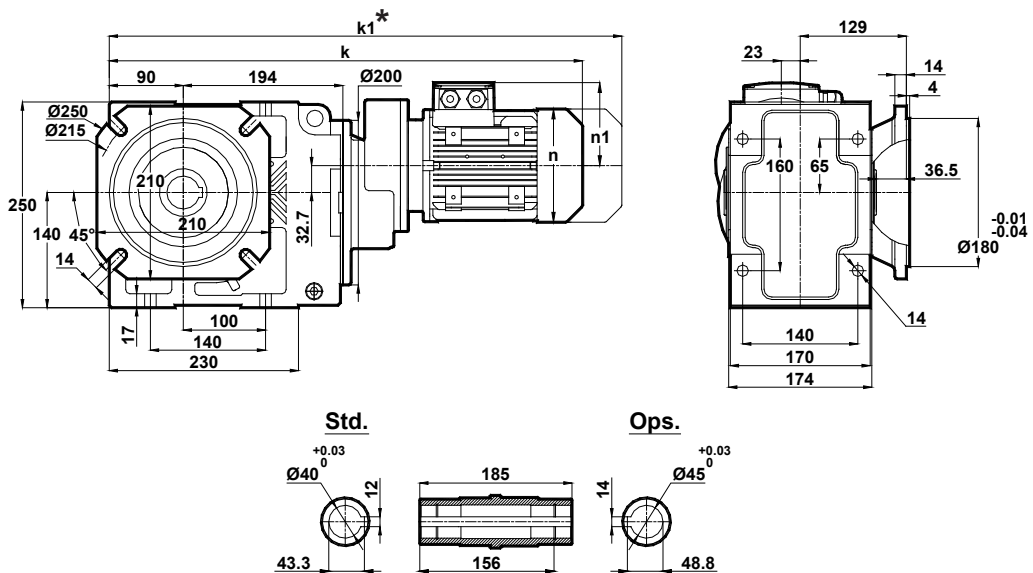
	63	71	80
k	547	566	595
k1	608	657	688
n	121	137	155
n1	97	112	121

Posizioni morsetteria  
Terminal Box Positions  
Klemmenkasten Positionen



63-71-80  
Tip / Type / Typ

#### KR374.03



	63	71	80
k	547	566	595
k1	608	657	688
n	121	137	155
n1	97	112	121

\*La misura "k1" è per motori dotati di freno.  
Dimension "k1" is for motors with brake.  
Maße "k1" ist für Bremsenmotoren.



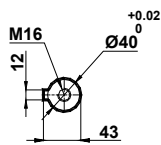
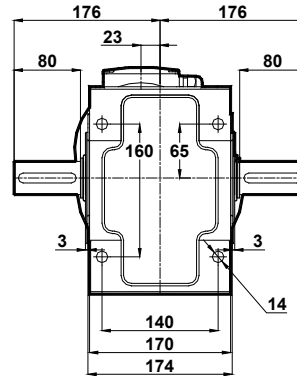
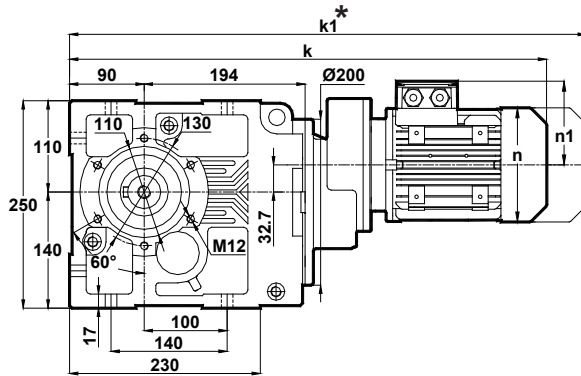
# Tabelle dimensionali

## Dimension Pages

### Abmessungsseiten

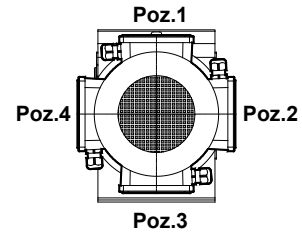
Foro di centraggio filettato secondo DIN 332 foglio 2 / Tapped center hole to DIN 332, sheet 2 / Zentrierung mit gewinde DIN 332, Blatt 2

#### KR374.04



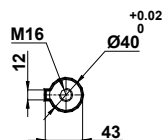
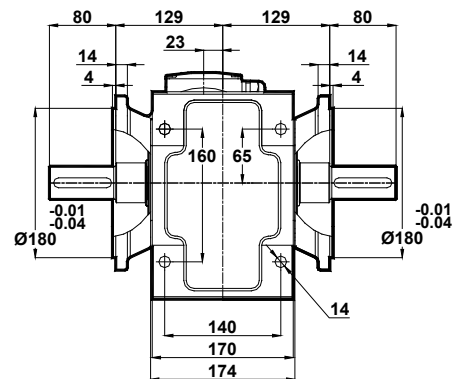
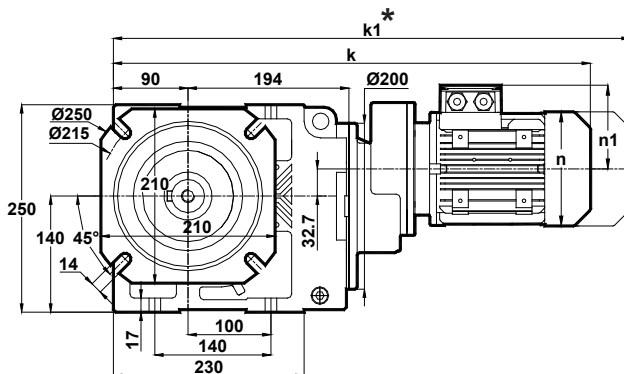
	63	71	80
k	547	566	595
k1	608	657	688
n	121	137	155
n1	97	112	121

Posizioni morsettiera  
Terminal Box Positions  
Klemmenkasten Positionen



63-71-80  
Tip / Type / Typ

#### KR374.05



	63	71	80
k	547	566	595
k1	608	657	688
n	121	137	155
n1	97	112	121

\*La misura "k1" è per motori dotati di freno.  
Dimension "k1" is for motors with brake.  
Maße "k1" ist für Bremsenmotoren.



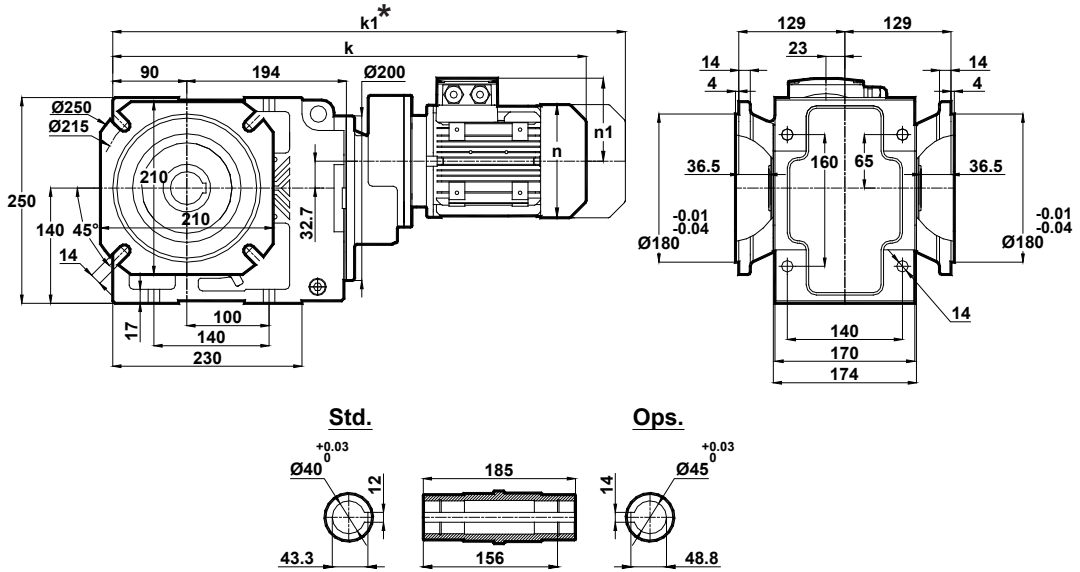
# Tabelle dimensionali

## Dimension Pages

## Abmessungsseiten

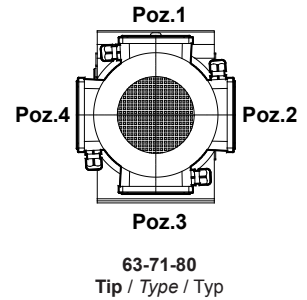
Foro di centraggio filettato secondo DIN 332 foglio 2 / Tapped center hole to DIN 332, sheet 2 / Zentrierung mit gewinde DIN 332, Blatt 2

KR374.08




	63	71	80
k	547	566	595
k1	608	657	688
n	121	137	155
n1	97	112	121

Posizioni morsetteria  
Terminal Box Positions  
Klemmenkasten Positionen



\*La misura "k1" è per motori dotati di freno.  
Dimension "k1" is for motors with brake.  
Maße "k1" ist für Bremsenmotoren.



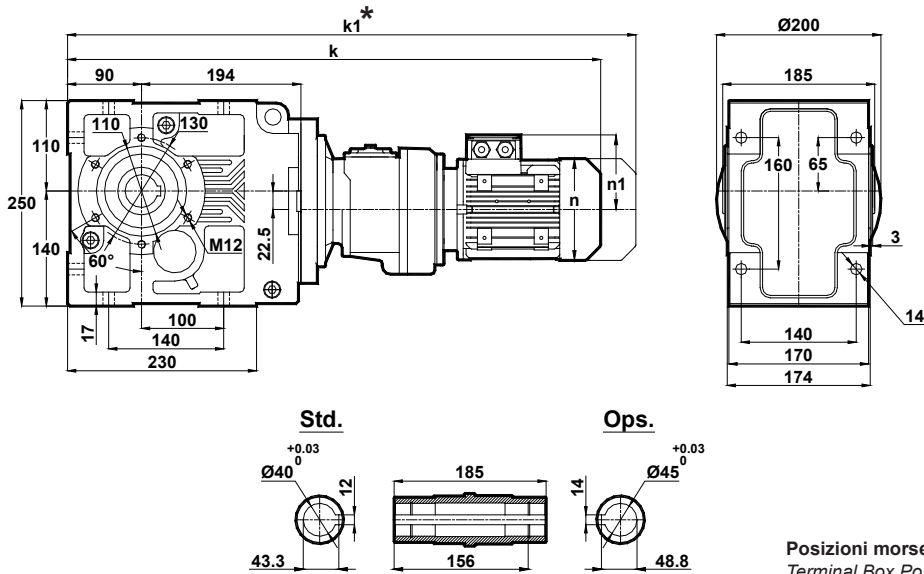
# Tabelle dimensionali

## Dimension Pages

## Abmessungsseiten

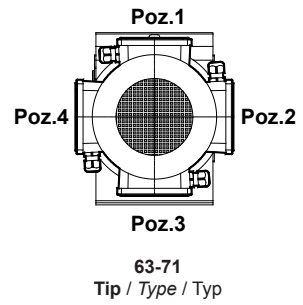
Foro di centraggio filettato secondo DIN 332 foglio 2 / Tapped center hole to DIN 332, sheet 2 / Zentrierung mit gewinde DIN 332, Blatt 2

KR375.00  
KR376.00

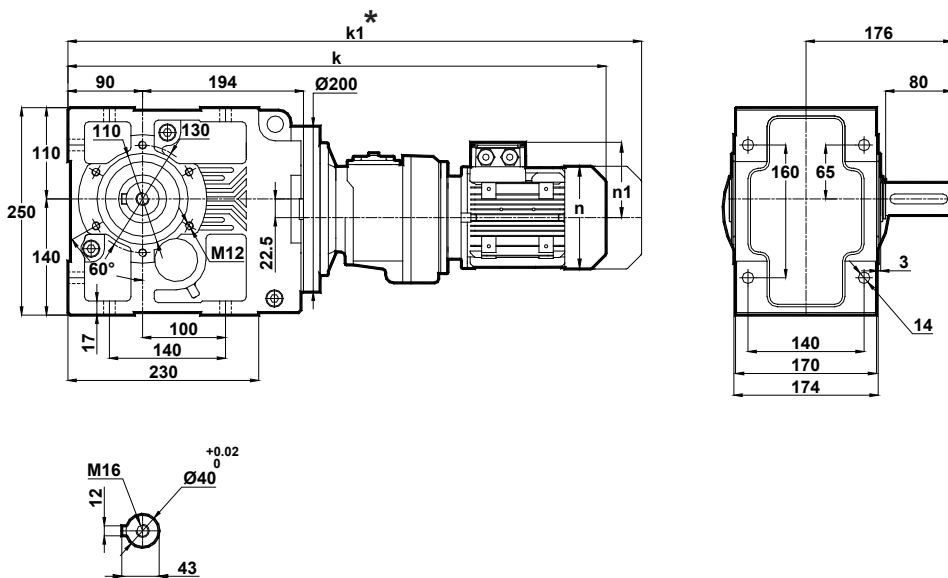


	63	71
k	647	676
k1	708	767
n	121	137
n1	97	112

Posizioni morsetteria  
Terminal Box Positions  
Klemmenkasten Positionen



KR375.01  
KR376.01



	63	71
k	647	676
k1	708	767
n	121	137
n1	97	112

\*La misura "k1" è per motori dotati di freno.  
Dimension "k1" is for motors with brake.  
Maße "k1" ist für Bremsenmotoren.



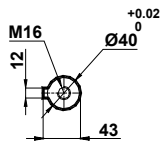
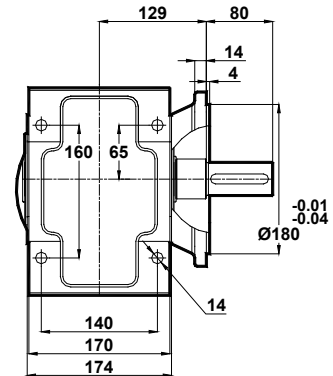
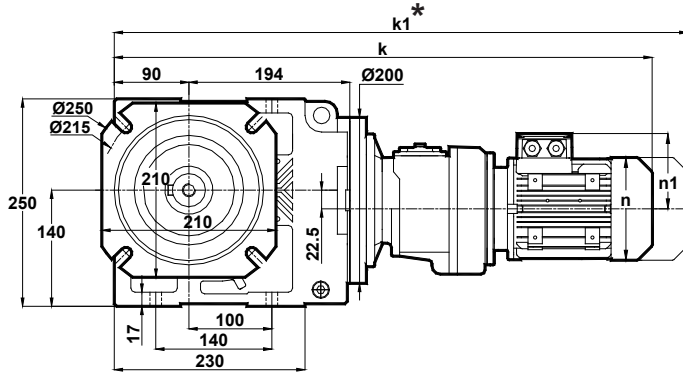
# Tabella dimensionali

## Dimension Pages

## Abmessungsseiten

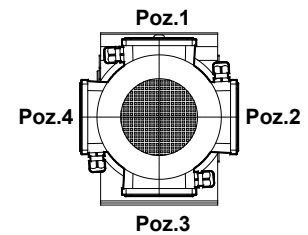
Foro di centraggio filettato secondo DIN 332 foglio 2 / Tapped center hole to DIN 332, sheet 2 / Zentrierung mit gewinde DIN 332, Blatt 2

KR375.02  
KR376.02



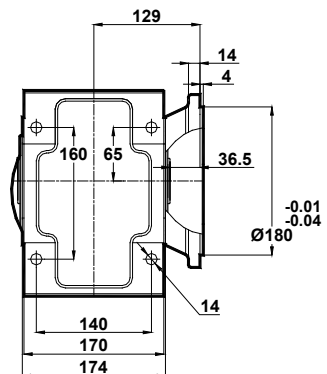
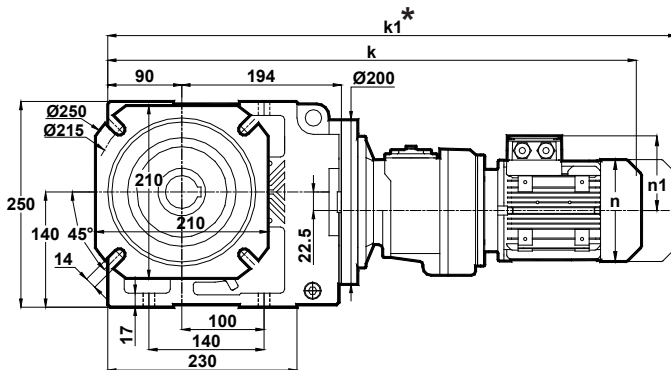
Posizioni morsetti  
Terminal Box Positions  
Klemmenkasten Positionen

	63	71
k	647	676
k1	708	767
n	121	137
n1	97	112



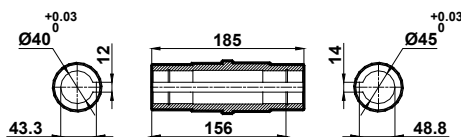
63-71  
Tip / Type / Typ

KR375.03  
KR376.03



Std.

Ops.



	63	71
k	647	676
k1	708	767
n	121	137
n1	97	112

\*La misura "k1" è per motori dotati di freno.  
Dimension "k1" is for motors with brake.  
Maße "k1" ist für Bremsenmotoren.



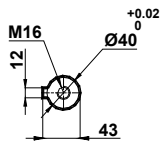
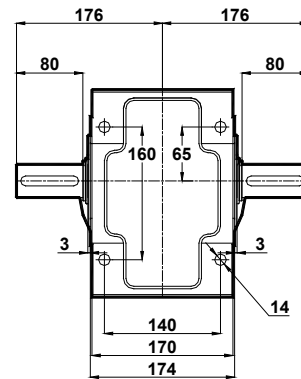
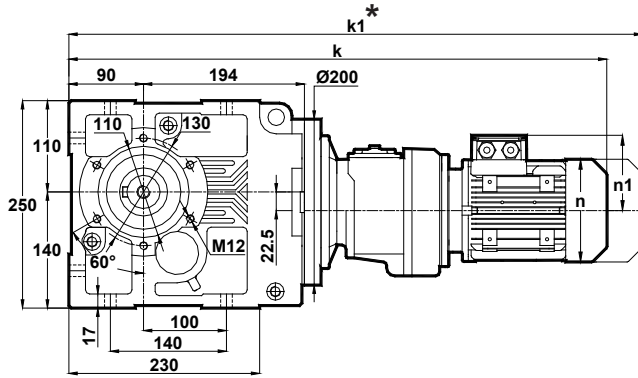
# Tabelle dimensionali

## Dimension Pages

## Abmessungsseiten

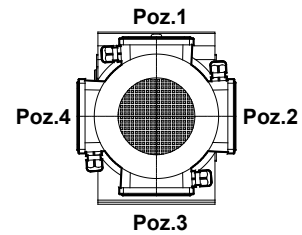
Foro di centraggio filettato secondo DIN 332 foglio 2 / Tapped center hole to DIN 332, sheet 2 / Zentrierung mit gewinde DIN 332, Blatt 2

KR375.04  
KR376.04



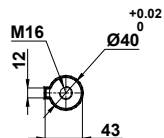
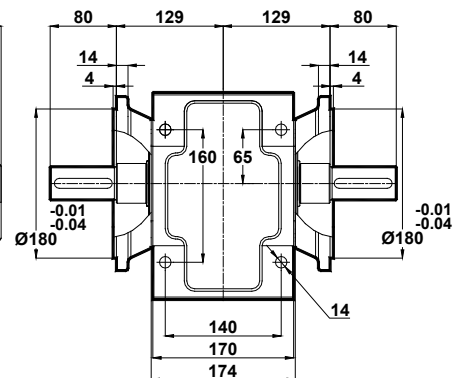
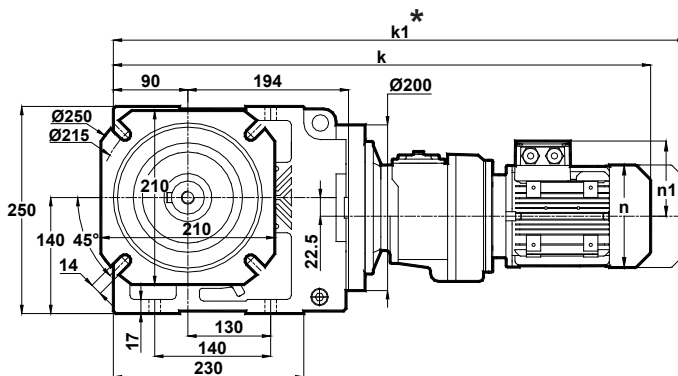
	63	71
k	647	676
k1	708	767
n	121	137
n1	97	112

Posizioni morsetti  
Terminal Box Positions  
Klemmenkasten Positionen



63-71  
Tip / Type / Typ

KR375.05  
KR376.05



	63	71
k	647	676
k1	708	767
n	121	137
n1	97	112

\*La misura "k1" è per motori dotati di freno.  
Dimension "k1" is for motors with brake.  
Maße "k1" ist für Bremsenmotoren.



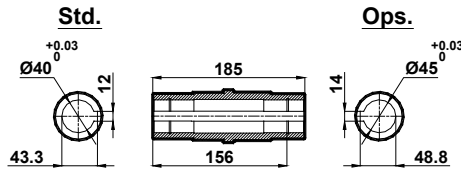
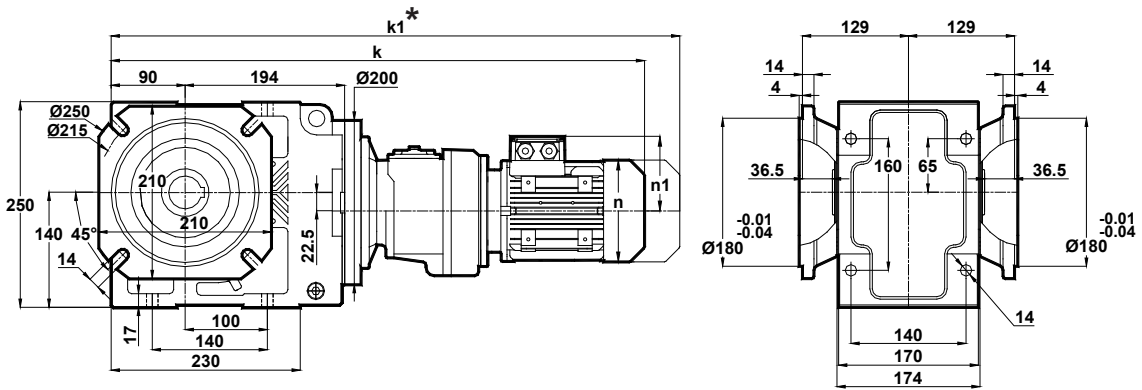
# Tabelle dimensionali

## Dimension Pages

## Abmessungsseiten

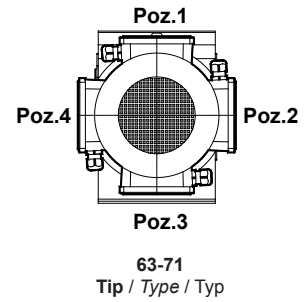
Foro di centraggio filettato secondo DIN 332 foglio 2 / Tapped center hole to DIN 332, sheet 2 / Zentrierung mit gewinde DIN 332, Blatt 2

KR375.08  
KR376.08




Posizioni morsetteria  
Terminal Box Positions  
Klemmenkasten Positionen

	63	71
k	647	676
k1	708	767
n	121	137
n1	97	112



\*La misura "k1" è per motori dotati di freno.  
Dimension "k1" is for motors with brake.  
Maße "k1" ist für Bremsenmotoren.



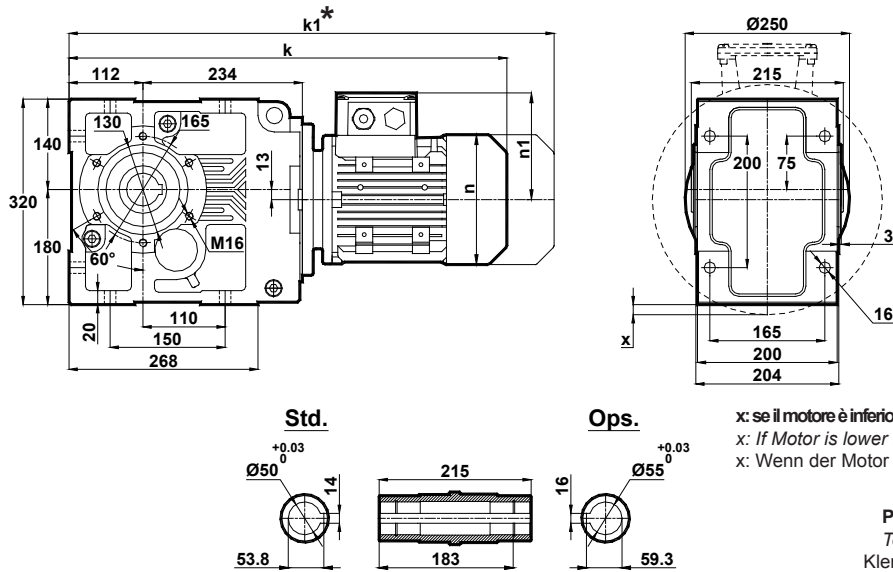
# Tabelle dimensionali

## Dimension Pages

## Abmessungsseiten

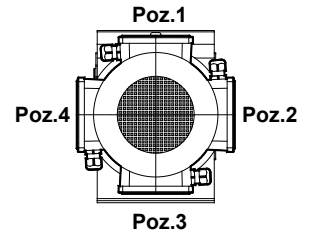
Foro di centraggio filettato secondo DIN 332 foglio 2 / Tapped center hole to DIN 332, sheet 2 / Zentrierung mit gewinde DIN 332, Blatt 2

### KR473.00



x: se il motore è inferiore al piano di montaggio del piede  
 x: If Motor is lower than foot mounting plane  
 x: Wenn der Motor unter der Fußmontageebene ist

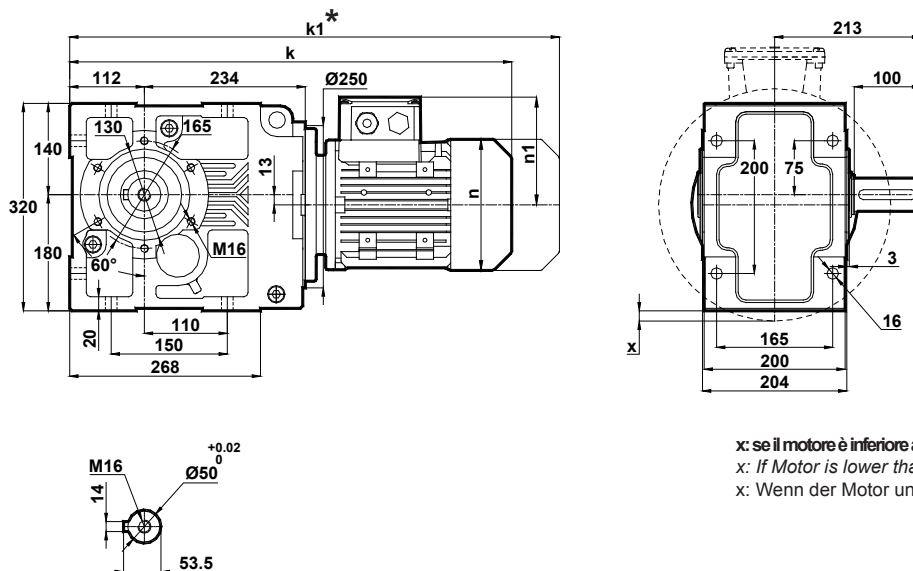
Posizioni morsetteria  
 Terminal Box Positions  
 Klemmenkasten Positionen



80-90-100-112-132-160-180  
 Tip / Type / Typ

	80	90S	90L	100L	112M	132S	132M	160M	160L	180M	180L
k	587	626	626	670	695	780	780	876	876	947	947
k1	680	730.5	730.5	789.5	799.5	910	910	1056	1056	1117.5	1117.5
n	155	176	176	193	215	257	257	315	315	347	347
n1	121	132	132	147	158	179	179	219	219	234	234
x	-	-	-	-	-	-	-	-	-	6.5	6.5

### KR473.01



x: se il motore è inferiore al piano di montaggio del piede  
 x: If Motor is lower than foot mounting plane  
 x: Wenn der Motor unter der Fußmontageebene ist

	80	90S	90L	100L	112M	132S	132M	160M	160L	180M	180L
k	587	626	626	670	695	780	780	876	876	947	947
k1	680	730.5	730.5	789.5	799.5	910	910	1056	1056	1117.5	1117.5
n	155	176	176	193	215	257	257	315	315	347	347
n1	121	132	132	147	158	179	179	219	219	234	234
x	-	-	-	-	-	-	-	-	-	6.5	6.5

\*La misura "k1" è per motori dotati di freno.  
 Dimension "k1" is for motors with brake.  
 Maße "k1" ist für Bremsenmotoren.





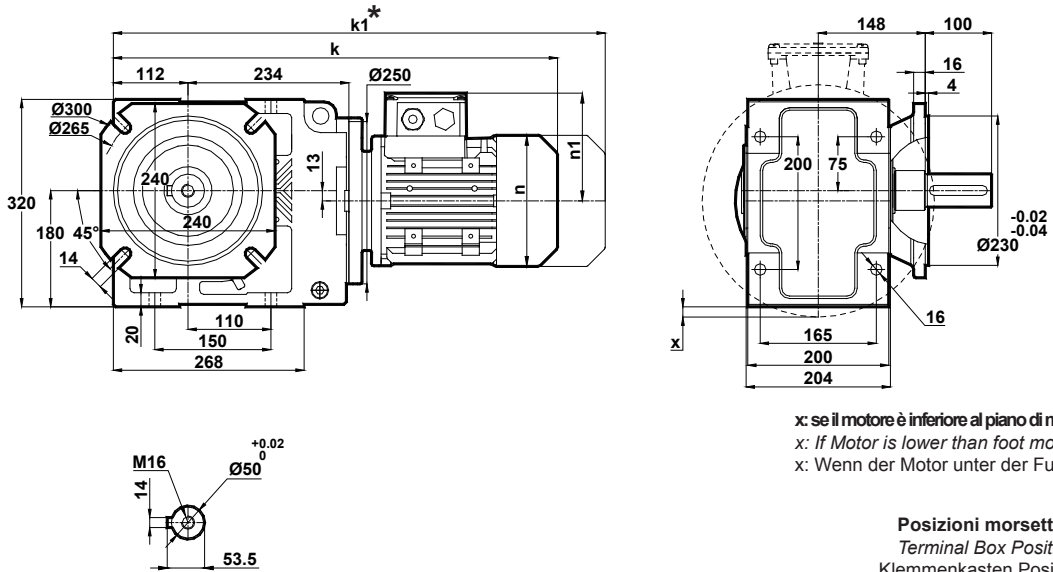
# Tabelle dimensionali

## Dimension Pages

### Abmessungsseiten

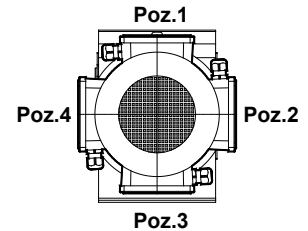
Foro di centraggio filettato secondo DIN 332 foglio 2 / Tapped center hole to DIN 332, sheet 2 / Zentrierung mit gewinde DIN 332, Blatt 2

#### KR473.02



x: se il motore è inferiore al piano di montaggio del piede  
 x: If Motor is lower than foot mounting plane  
 x: Wenn der Motor unter der Fußmontageebene ist

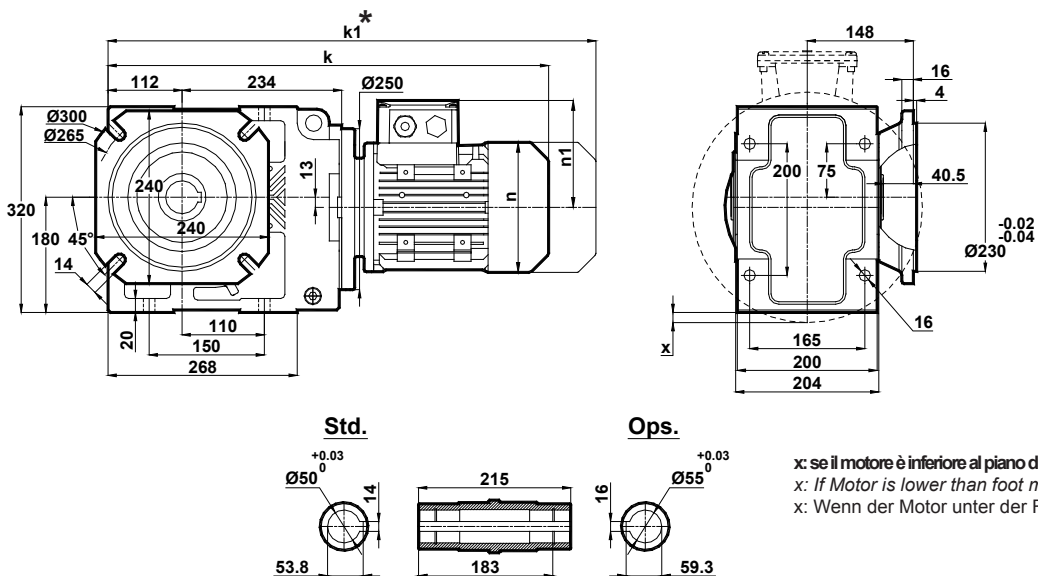
Posizioni morsetteria  
 Terminal Box Positions  
 Klemmenkasten Positionen



80-90-100-112-132-160-180  
 Tip / Type / Typ

	80	90S	90L	100L	112M	132S	132M	160M	160L	180M	180L
k	587	626	626	670	695	780	780	876	876	947	947
k1	680	730.5	730.5	789.5	799.5	910	910	1056	1056	1117.5	1117.5
n	155	176	176	193	215	257	257	315	315	347	347
n1	121	132	132	147	158	179	179	219	219	234	234
x	-	-	-	-	-	-	-	-	-	6.5	6.5

#### KR473.03



x: se il motore è inferiore al piano di montaggio del piede  
 x: If Motor is lower than foot mounting plane  
 x: Wenn der Motor unter der Fußmontageebene ist

	80	90S	90L	100L	112M	132S	132M	160M	160L	180M	180L
k	587	626	626	670	695	780	780	876	876	947	947
k1	680	730.5	730.5	789.5	799.5	910	910	1056	1056	1117.5	1117.5
n	155	176	176	193	215	257	257	315	315	347	347
n1	121	132	132	147	158	179	179	219	219	234	234
x	-	-	-	-	-	-	-	-	-	6.5	6.5

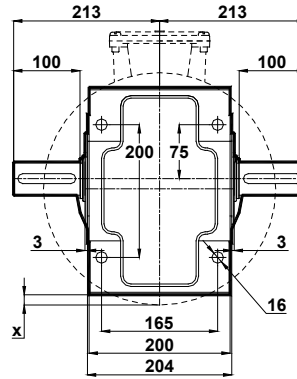
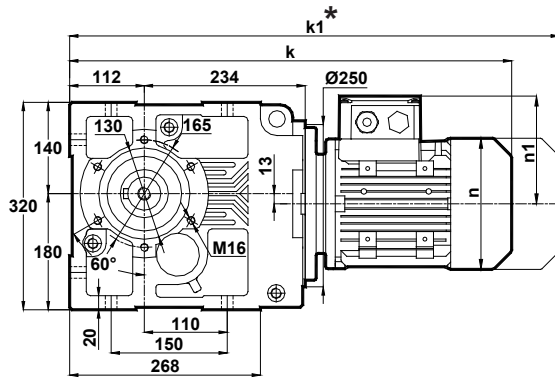
\*La misura "k1" è per motori dotati di freno.  
 Dimension "k1" is for motors with brake.  
 Maße "k1" ist für Bremsenmotoren.



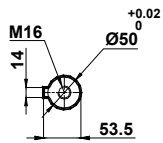
# Tabelle dimensionali Dimension Pages Abmessungsseiten

Foro di centraggio filettato secondo DIN 332 foglio 2 / Tapped center hole to DIN 332, sheet 2 / Zentrierung mit gewinde DIN 332, Blatt 2

## KR473.04

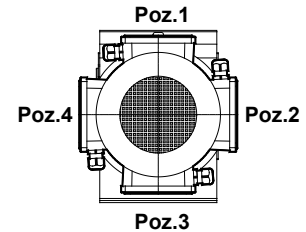


x: se il motore è inferiore al piano di montaggio del piede  
x: If Motor is lower than foot mounting plane  
x: Wenn der Motor unter der Fußmontageebene ist



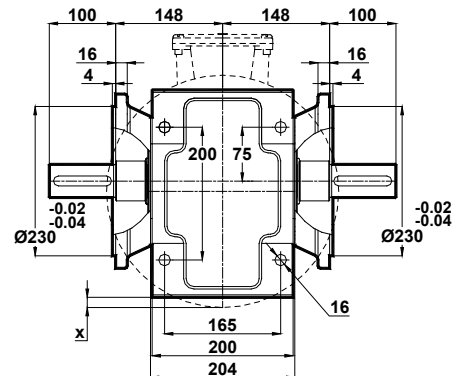
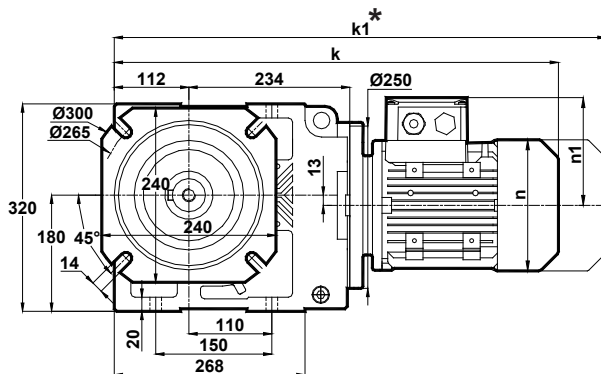
Posizioni morsettiera  
Terminal Box Positions  
Klemmenkasten Positionen

	80	90S	90L	100L	112M	132S	132M	160M	160L	180M	180L
k	587	626	626	670	695	780	780	876	876	947	947
k1	680	730.5	730.5	789.5	799.5	910	910	1056	1056	1117.5	1117.5
n	155	176	176	193	215	257	257	315	315	347	347
n1	121	132	132	147	158	179	179	219	219	234	234
x	-	-	-	-	-	-	-	-	-	6.5	6.5

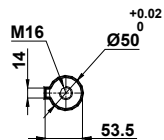


80-90-100-112-132-160-180  
Tip / Type / Typ

## KR473.05




x: se il motore è inferiore al piano di montaggio del piede  
x: If Motor is lower than foot mounting plane  
x: Wenn der Motor unter der Fußmontageebene ist



	80	90S	90L	100L	112M	132S	132M	160M	160L	180M	180L
k	587	626	626	670	695	780	780	876	876	947	947
k1	680	730.5	730.5	789.5	799.5	910	910	1056	1056	1117.5	1117.5
n	155	176	176	193	215	257	257	315	315	347	347
n1	121	132	132	147	158	179	179	219	219	234	234
x	-	-	-	-	-	-	-	-	-	6.5	6.5

\*La misura "k1" è per motori dotati di freno.  
Dimension "k1" is for motors with brake.  
Maße "k1" ist für Bremsenmotoren.



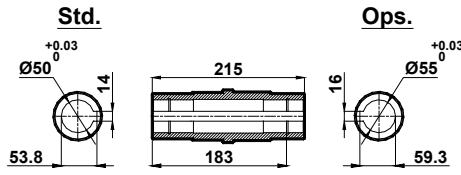
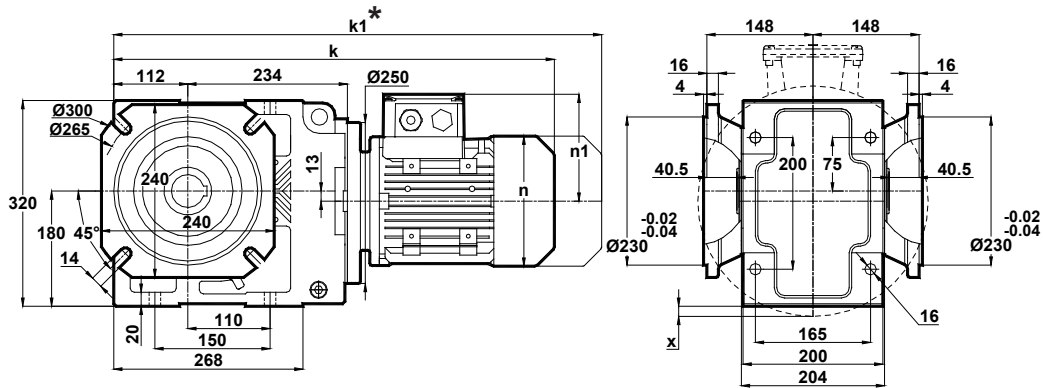
# Tabelle dimensionali

## Dimension Pages

### Abmessungsseiten

Foro di centraggio filettato secondo DIN 332 foglio 2 / Tapped center hole to DIN 332, sheet 2 / Zentrierung mit gewinde DIN 332, Blatt 2

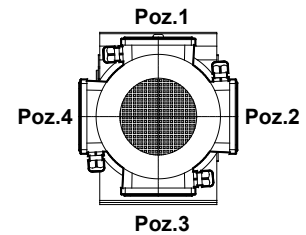
**KR473.08**



x: se il motore è inferiore al piano di montaggio del piede  
 x: If Motor is lower than foot mounting plane  
 x: Wenn der Motor unter der Fußmontageebene ist


	80	90S	90L	100L	112M	132S	132M	160M	160L	180M	180L
<b>k</b>	587	626	626	670	695	780	780	876	876	947	947
<b>k1</b>	680	730.5	730.5	789.5	799.5	910	910	1056	1056	1117.5	1117.5
<b>n</b>	155	176	176	193	215	257	257	315	315	347	347
<b>n1</b>	121	132	132	147	158	179	179	219	219	234	234
<b>x</b>	-	-	-	-	-	-	-	-	-	6.5	6.5

Posizioni morsettiera  
 Terminal Box Positions  
 Klemmenkasten Positionen



80-90-100-112-132-160-180  
 Tip / Type / Typ

\*La misura "k1" è per motori dotati di freno.  
 Dimension "k1" is for motors with brake.  
 Maße "k1" ist für Bremsenmotoren.



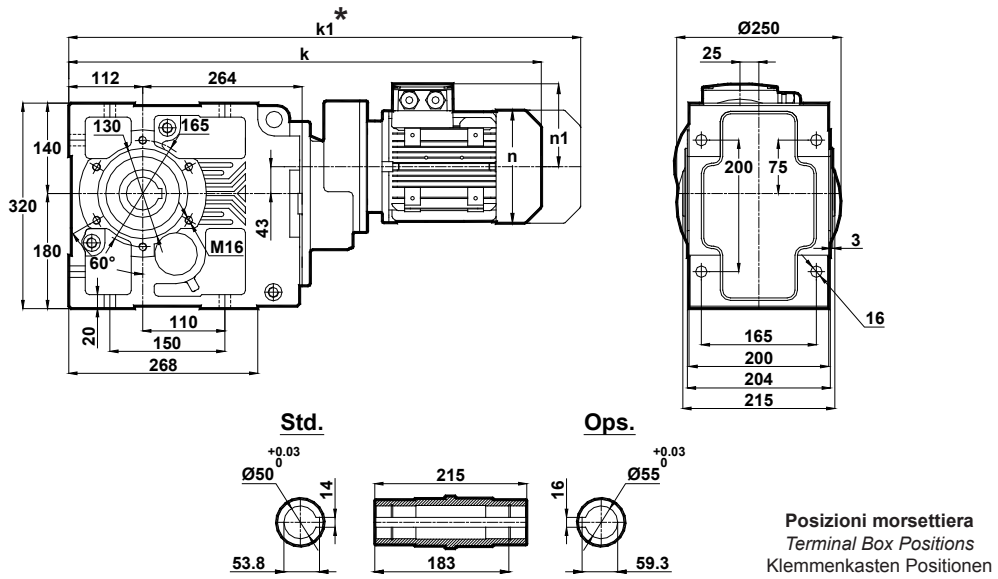
# Tabelle dimensionali

## Dimension Pages

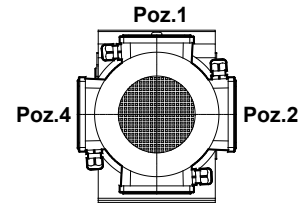
### Abmessungsseiten

Foro di centraggio filettato secondo DIN 332 foglio 2 / Tapped center hole to DIN 332, sheet 2 / Zentrierung mit gewinde DIN 332, Blatt 2

#### KR474.00

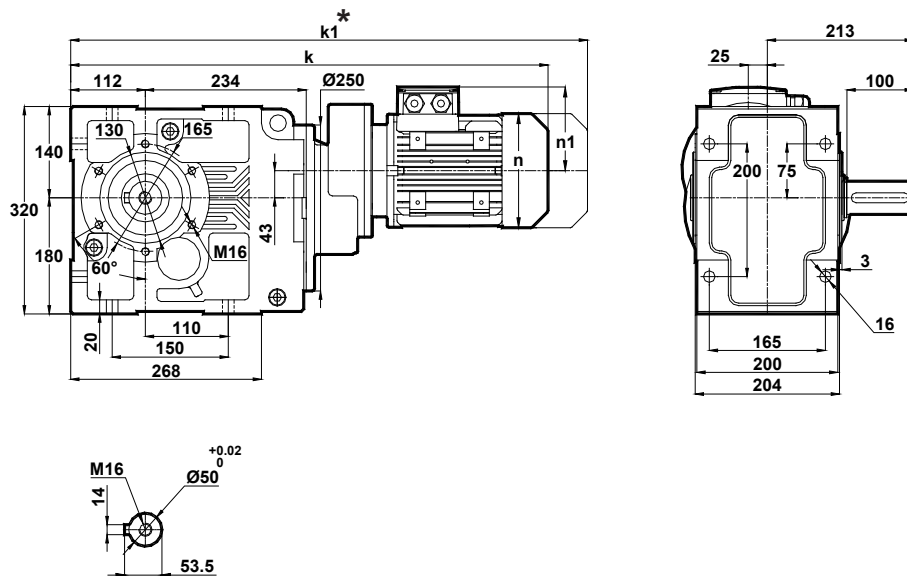


	71	80
k	646	680
k1	737	773
n	137	155
n1	112	121



Poz.3  
71-80  
Tip / Type / Typ

#### KR474.01



	71	80
k	646	680
k1	737	773
n	137	155
n1	112	121

\*La misura "k1" è per motori dotati di freno.  
Dimension "k1" is for motors with brake.  
Maße "k1" ist für Bremsenmotoren.



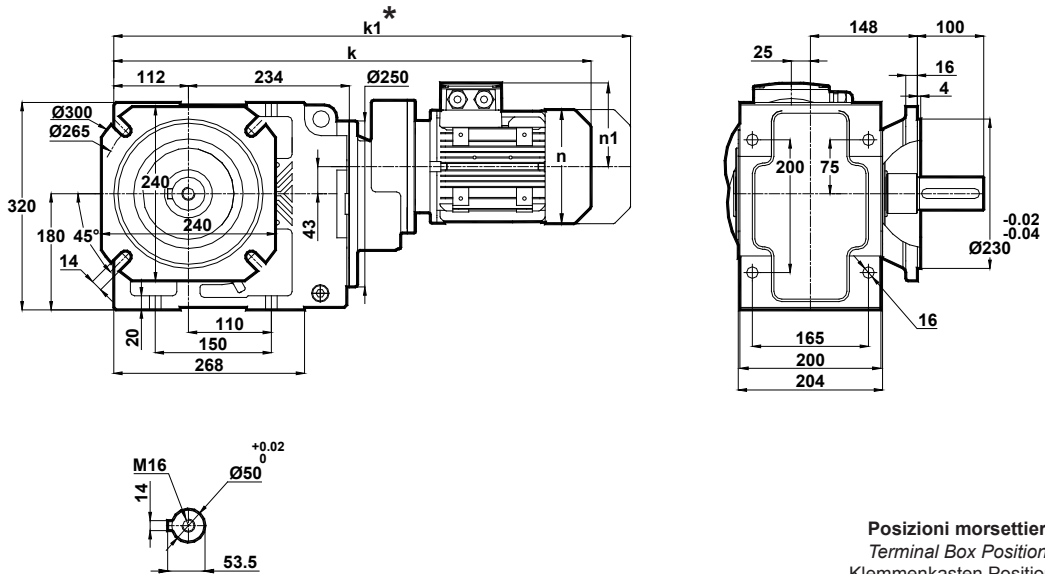
# Tabelle dimensionali

## Dimension Pages

## Abmessungsseiten

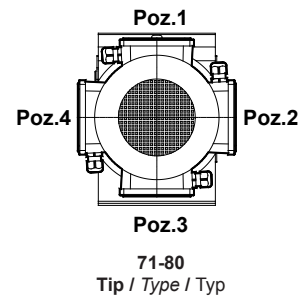
Foro di centraggio filettato secondo DIN 332 foglio 2 / Tapped center hole to DIN 332, sheet 2 / Zentrierung mit gewinde DIN 332, Blatt 2

### KR474.02

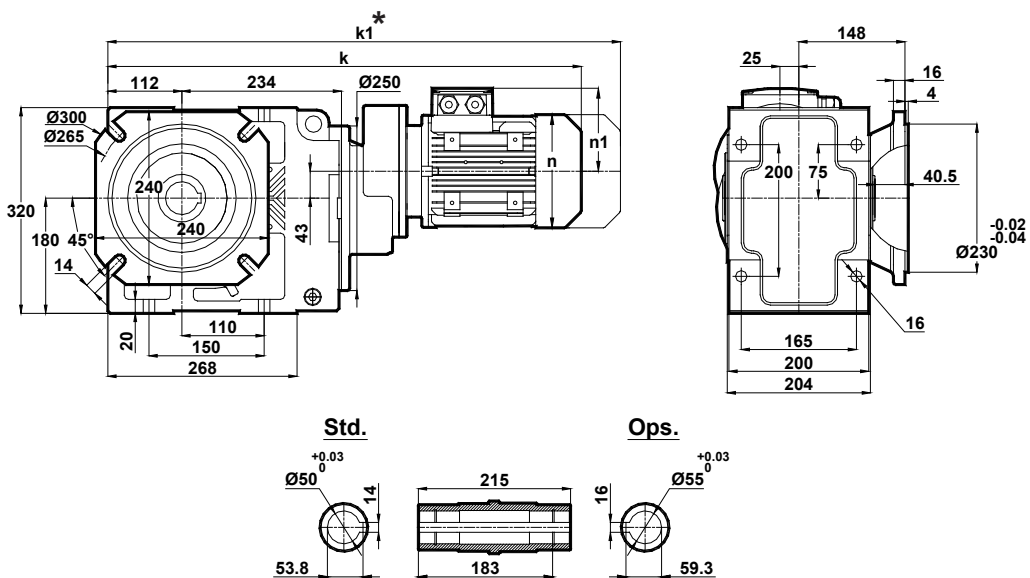


	71	80
k	646	680
k1	737	773
n	137	155
n1	112	121

Posizioni morsetteria  
Terminal Box Positions  
Klemmenkasten Positionen




### KR474.03



	71	80
k	646	680
k1	737	773
n	137	155
n1	112	121

\*La misura "k1" è per motori dotati di freno.  
Dimension "k1" is for motors with brake.  
Maße "k1" ist für Bremsenmotoren.



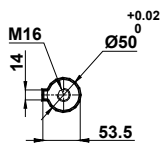
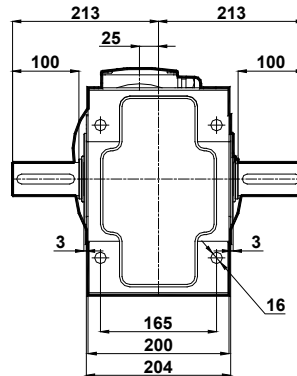
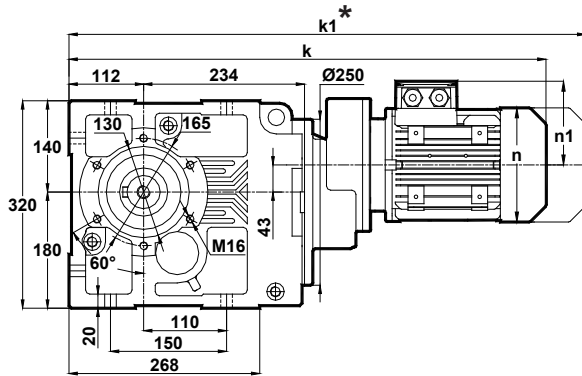
# Tabelle dimensionali

## Dimension Pages

## Abmessungsseiten

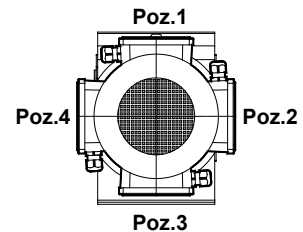
Foro di centraggio filettato secondo DIN 332 foglio 2 / Tapped center hole to DIN 332, sheet 2 / Zentrierung mit gewinde DIN 332, Blatt 2

### KR474.04



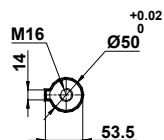
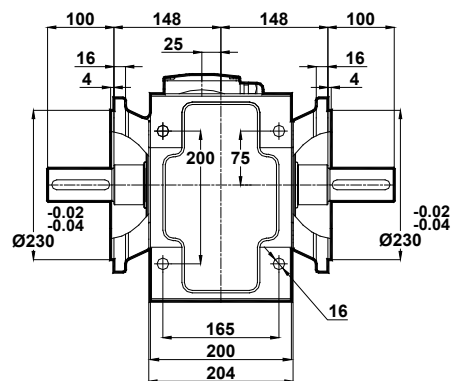
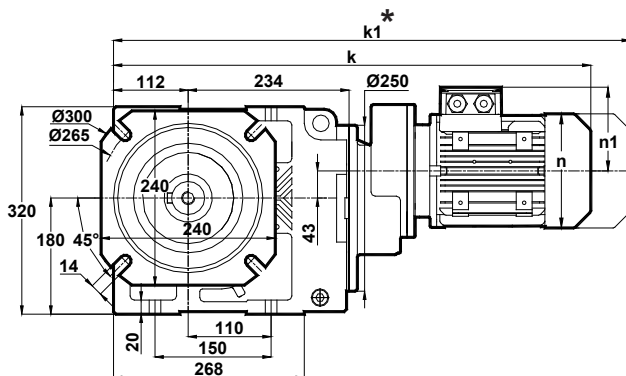
	71	80
k	646	680
k1	737	773
n	137	155
n1	112	121

Posizioni morsettiera  
Terminal Box Positions  
Klemmenkasten Positionen



71-80  
Tip / Type / Typ

### KR474.05



	71	80
k	646	680
k1	737	773
n	137	155
n1	112	121

\*La misura "k1" è per motori dotati di freno.  
Dimension "k1" is for motors with brake.  
Maße "k1" ist für Bremsenmotoren.



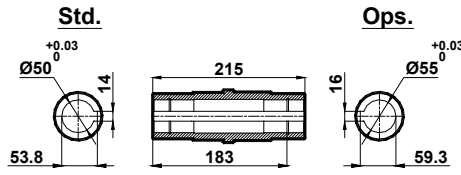
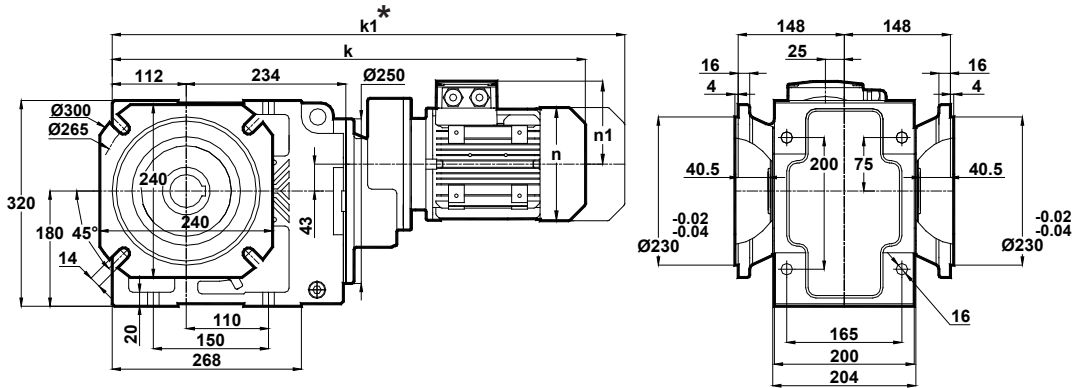
# Tabelle dimensionali

## Dimension Pages

## Abmessungsseiten

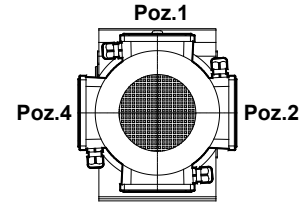
Foro di centraggio filettato secondo DIN 332 foglio 2 / Tapped center hole to DIN 332, sheet 2 / Zentrierung mit gewinde DIN 332, Blatt 2

KR474.08




Posizioni morsetteria  
Terminal Box Positions  
Klemmenkasten Positionen

	71	80
k	646	680
k1	737	773
n	137	155
n1	112	121



Poz.1  
Poz.2  
Poz.3  
Poz.4  
71-80  
Tip / Type / Typ

\*La misura "k1" è per motori dotati di freno.  
Dimension "k1" is for motors with brake.  
Maße "k1" ist für Bremsenmotoren.



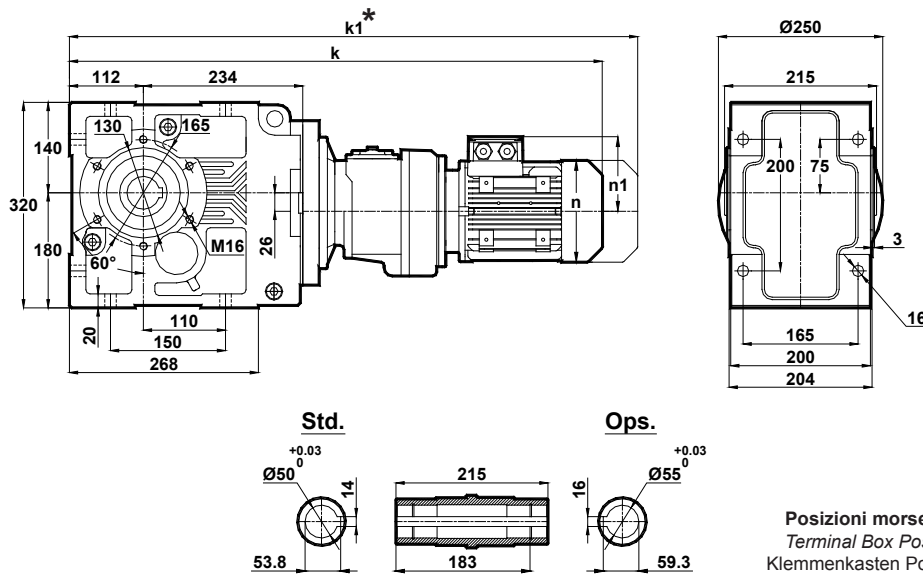
# Tabelle dimensionali

## Dimension Pages

## Abmessungsseiten

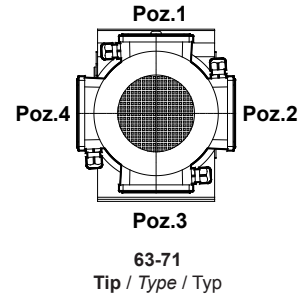
Foro di centraggio filettato secondo DIN 332 foglio 2 / Tapped center hole to DIN 332, sheet 2 / Zentrierung mit gewinde DIN 332, Blatt 2

KR475.00  
KR476.00

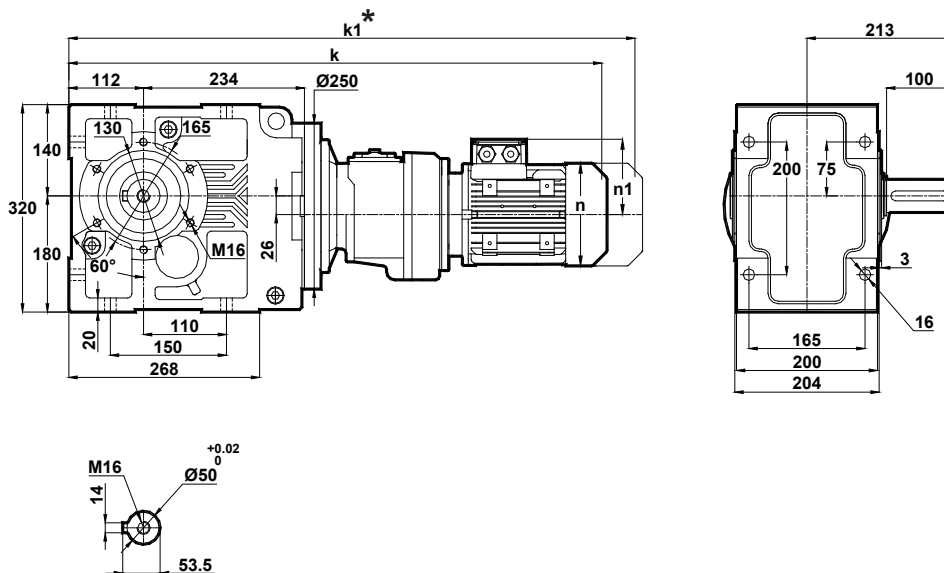


Posizioni morsetteria  
Terminal Box Positions  
Klemmenkasten Positionen

	63	71
k	748	776
k1	809	867
n	121	137
n1	97	112




KR475.01  
KR476.01



	63	71
k	748	776
k1	809	867
n	121	137
n1	97	112

\*La misura "k1" è per motori dotati di freno.  
Dimension "k1" is for motors with brake.  
Maße "k1" ist für Bremsenmotoren.

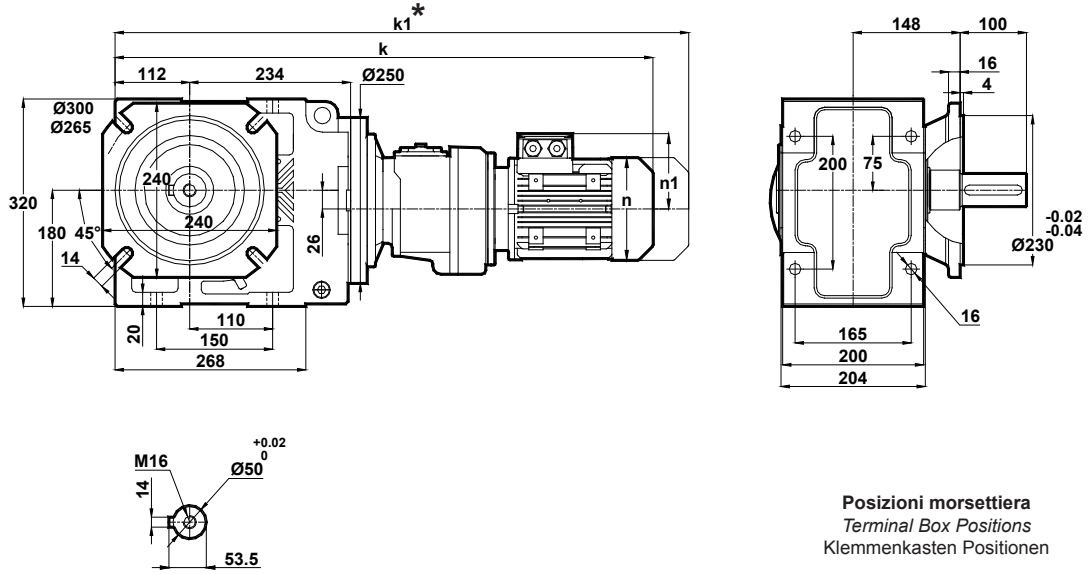




# Tabella dimensionali Dimension Pages Abmessungsseiten

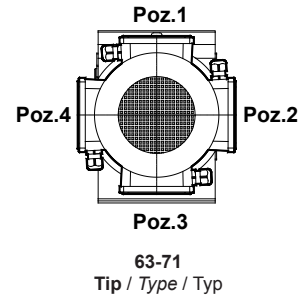
Foro di centraggio filettato secondo DIN 332 foglio 2 / Tapped center hole to DIN 332, sheet 2 / Zentrierung mit gewinde DIN 332, Blatt 2

**KR475.02**  
**KR476.02**

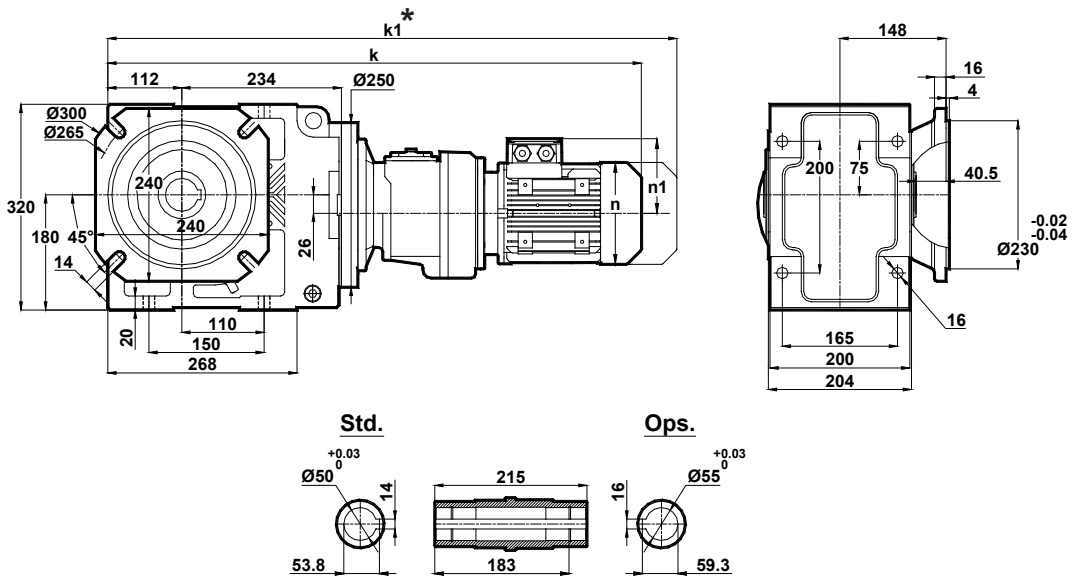


**Posizioni morsettiere**  
*Terminal Box Positions*  
Klemmenkasten Positionen

	63	71
k	748	776
k1	809	867
n	121	137
n1	97	112



**KR475.03**  
**KR476.03**



	63	71
k	748	776
k1	809	867
n	121	137
n1	97	112

\*La misura "k1" è per motori dotati di freno.  
*Dimension "k1" is for motors with brake.*  
Maße "k1" ist für Bremsenmotoren.



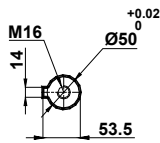
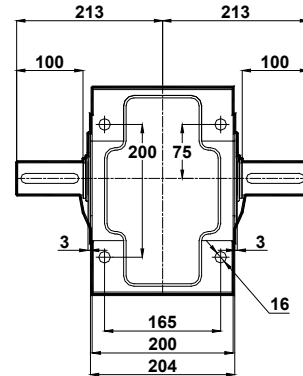
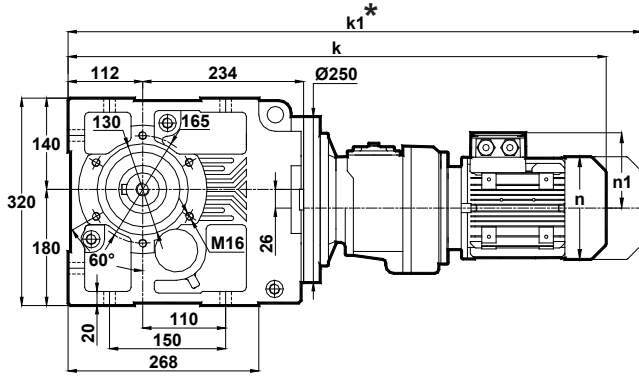
# Tabelle dimensionali

## Dimension Pages

## Abmessungsseiten

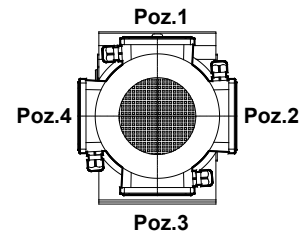
Foro di centraggio filettato secondo DIN 332 foglio 2 / Tapped center hole to DIN 332, sheet 2 / Zentrierung mit gewinde DIN 332, Blatt 2

KR475.04  
KR476.04



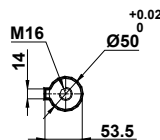
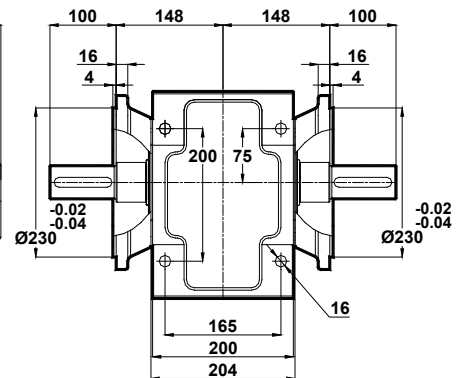
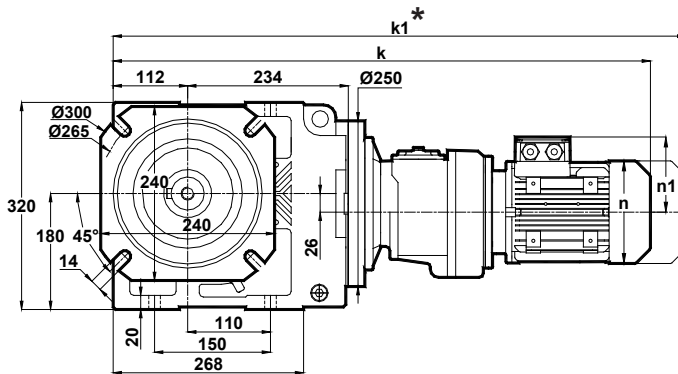
	63	71
k	748	776
k1	809	867
n	121	137
n1	97	112

Posizioni morsettieria  
Terminal Box Positions  
Klemmenkasten Positionen



63-71  
Tip / Type / Typ

KR475.05  
KR476.05



	63	71
k	748	776
k1	809	867
n	121	137
n1	97	112

\*La misura "k1" è per motori dotati di freno.  
Dimension "k1" is for motors with brake.  
Maße "k1" ist für Bremsenmotoren.



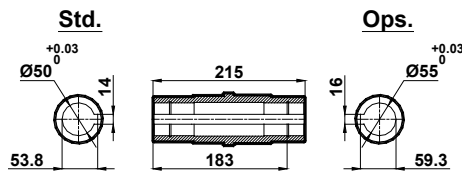
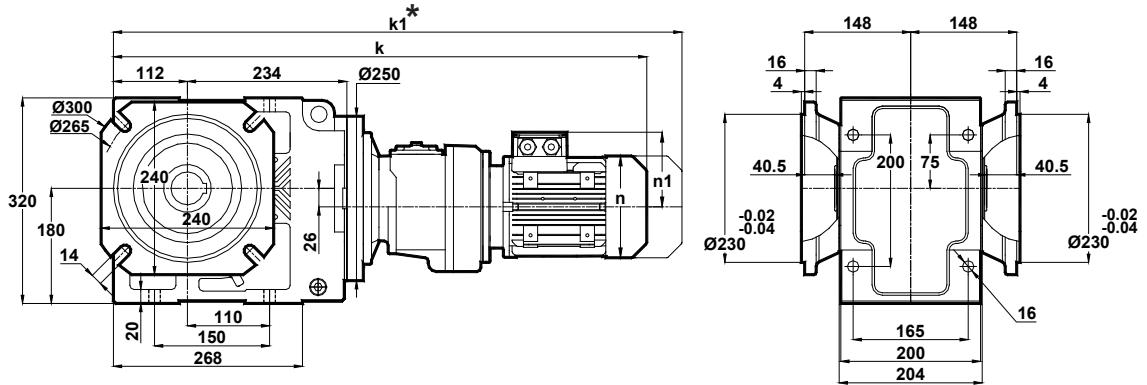
# Tabelle dimensionali

## Dimension Pages

## Abmessungsseiten

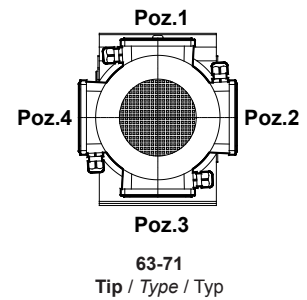
Foro di centraggio filettato secondo DIN 332 foglio 2 / Tapped center hole to DIN 332, sheet 2 / Zentrierung mit gewinde DIN 332, Blatt 2

**KR475.08**  
**KR476.08**




**Posizioni morsetteria**  
*Terminal Box Positions*  
Klemmenkasten Positionen

	63	71
k	748	776
k1	809	867
n	121	137
n1	97	112



\*La misura "k1" è per motori dotati di freno.  
Dimension "k1" is for motors with brake.  
Maße "k1" ist für Bremsenmotoren.



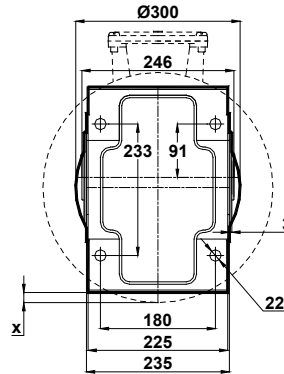
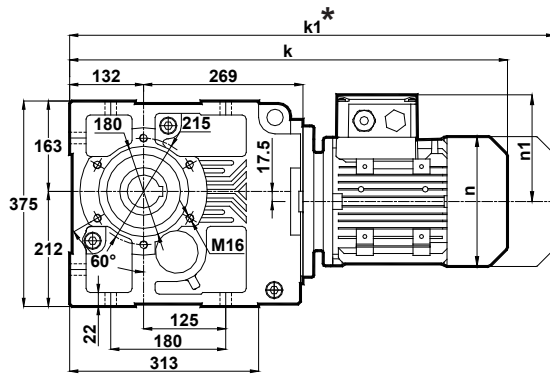
# Tabelle dimensionali

## Dimension Pages

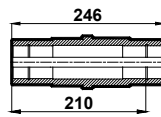
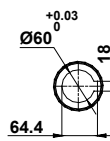
## Abmessungsseiten

Foro di centraggio filettato secondo DIN 332 foglio 2 / Tapped center hole to DIN 332, sheet 2 / Zentrierung mit gewinde DIN 332, Blatt 2

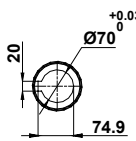
### KR573.00



**Std.**

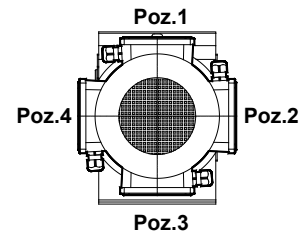


**Ops.**



x: se il motore è inferiore al piano di montaggio del piede  
x: If Motor is lower than foot mounting plane  
x: Wenn der Motor unter der Fußmontageebene ist

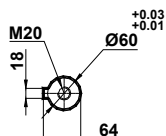
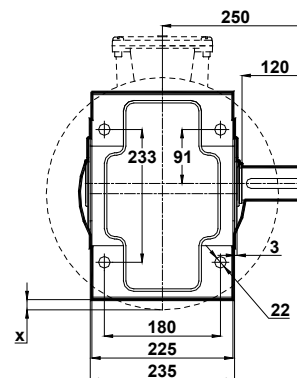
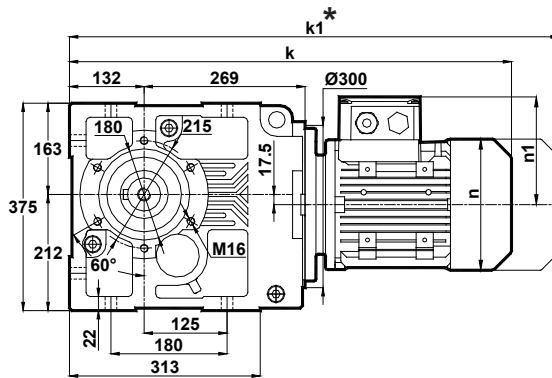
**Posizioni morsetteria**  
Terminal Box Positions  
Klemmenkasten Positionen



**Poz.3**  
100-112-132-160-180  
Tip / Type / Typ

	100L	112M	132S	132M	160M	160L	180M	180L
k	719	743	830	830	926	926	997	997
k1	838.5	847.5	960	960	1106	1106	1167.5	1167.5
n	193	215	257	257	315	315	347	347
n1	147	158	179	179	219	219	234	234
x	-	-	-	-	-	-	-	-

### KR573.01



x: se il motore è inferiore al piano di montaggio del piede  
x: If Motor is lower than foot mounting plane  
x: Wenn der Motor unter der Fußmontageebene ist

	100L	112M	132S	132M	160M	160L	180M	180L
k	719	743	830	830	926	926	997	997
k1	838.5	847.5	960	960	1106	1106	1167.5	1167.5
n	193	215	257	257	315	315	347	347
n1	147	158	179	179	219	219	234	234
x	-	-	-	-	-	-	-	-

\*La misura "k1" è per motori dotati di freno.  
Dimension "k1" is for motors with brake.  
Maße "k1" ist für Bremsmotoren.



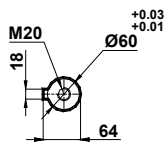
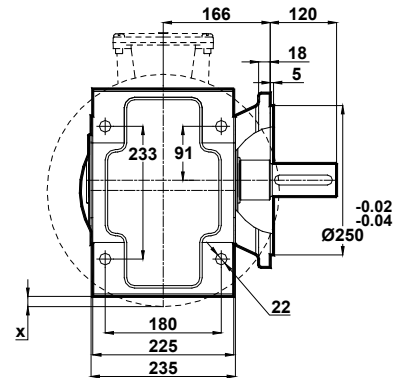
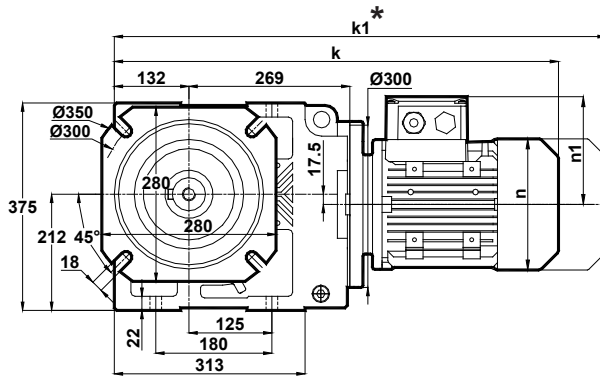
# Tabella dimensionali

## Dimension Pages

### Abmessungsseiten

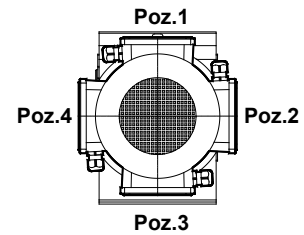
Foro di centraggio filettato secondo DIN 332 foglio 2 / Tapped center hole to DIN 332, sheet 2 / Zentrierung mit gewinde DIN 332, Blatt 2

#### KR573.02



x: se il motore è inferiore al piano di montaggio del piede  
 x: If Motor is lower than foot mounting plane  
 x: Wenn der Motor unter der Fußmontageebene ist

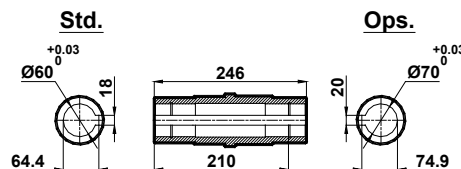
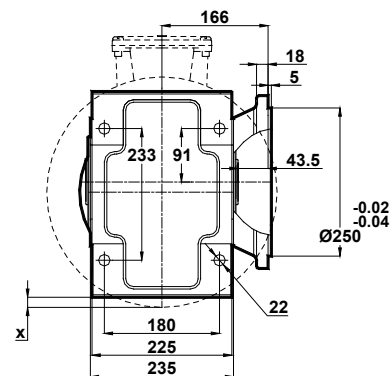
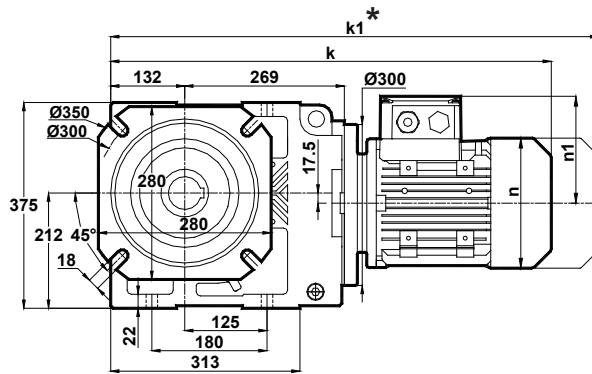
Posizioni morsetteria  
 Terminal Box Positions  
 Klemmenkasten Positionen



100-112-132-160-180  
 Tip / Type / Typ

	100L	112M	132S	132M	160M	160L	180M	180L
k	719	743	830	830	926	926	997	997
k1	838.5	847.5	960	960	1106	1106	1167.5	1167.5
n	193	215	257	257	315	315	347	347
n1	147	158	179	179	219	219	234	234
x	-	-	-	-	-	-	-	-

#### KR573.03



x: se il motore è inferiore al piano di montaggio del piede  
 x: If Motor is lower than foot mounting plane  
 x: Wenn der Motor unter der Fußmontageebene ist

	100L	112M	132S	132M	160M	160L	180M	180L
k	719	743	830	830	926	926	997	997
k1	838.5	847.5	960	960	1106	1106	1167.5	1167.5
n	193	215	257	257	315	315	347	347
n1	147	158	179	179	219	219	234	234
x	-	-	-	-	-	-	-	-

\*La misura "k1" è per motori dotati di freno.  
 Dimension "k1" is for motors with brake.  
 Maße "k1" ist für Bremsenmotoren.



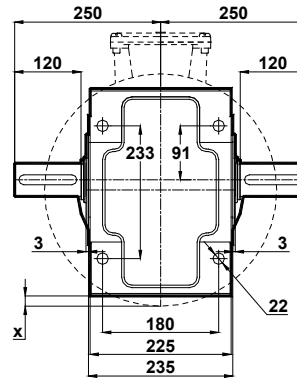
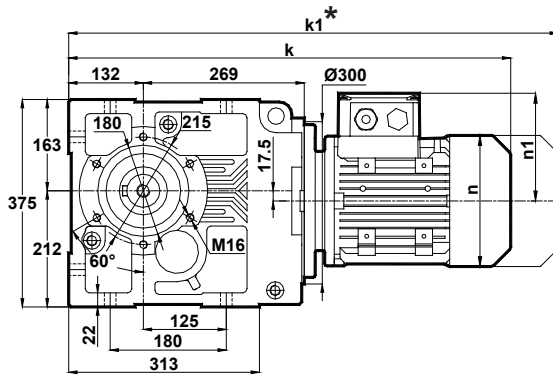
# Tabella dimensionali

## Dimension Pages

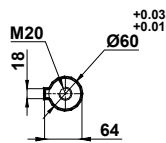
## Abmessungsseiten

Foro di centraggio filettato secondo DIN 332 foglio 2 / Tapped center hole to DIN 332, sheet 2 / Zentrierung mit gewinde DIN 332, Blatt 2

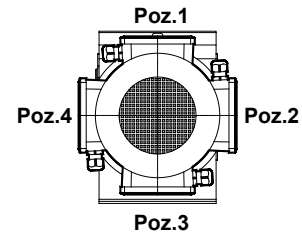
### KR573.04



x: se il motore è inferiore al piano di montaggio del piede  
 x: If Motor is lower than foot mounting plane  
 x: Wenn der Motor unter der Fußmontageebene ist



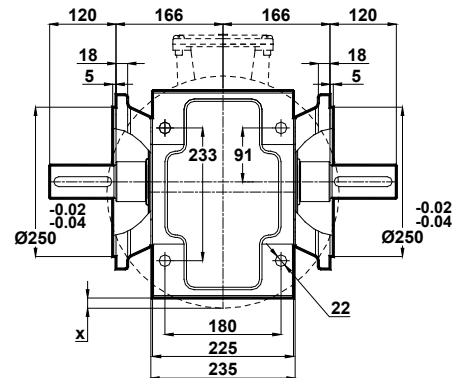
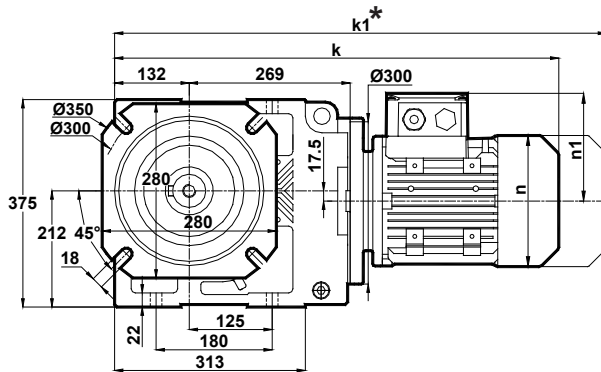
Posizioni morsetteria  
 Terminal Box Positions  
 Klemmenkasten Positionen



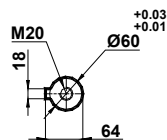
100-112-132-160-180  
 Tip / Type / Typ

	100L	112M	132S	132M	160M	160L	180M	180L
k	719	743	830	830	926	926	997	997
k1	838.5	847.5	960	960	1106	1106	1167.5	1167.5
n	193	215	257	257	315	315	347	347
n1	147	158	179	179	219	219	234	234
x	-	-	-	-	-	-	-	-

### KR573.05




x: se il motore è inferiore al piano di montaggio del piede  
 x: If Motor is lower than foot mounting plane  
 x: Wenn der Motor unter der Fußmontageebene ist



	100L	112M	132S	132M	160M	160L	180M	180L
k	719	743	830	830	926	926	997	997
k1	838.5	847.5	960	960	1106	1106	1167.5	1167.5
n	193	215	257	257	315	315	347	347
n1	147	158	179	179	219	219	234	234
x	-	-	-	-	-	-	-	-

\*La misura "k1" è per motori dotati di freno.  
 Dimension "k1" is for motors with brake.  
 Maße "k1" ist für Bremsenmotoren.



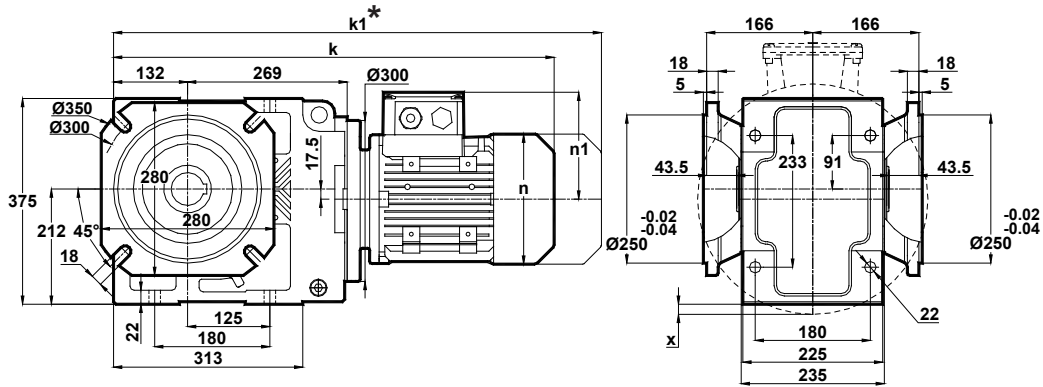
# Tabella dimensionali

## Dimension Pages

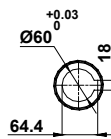
## Abmessungsseiten

Foro di centraggio filettato secondo DIN 332 foglio 2 / Tapped center hole to DIN 332, sheet 2 / Zentrierung mit gewinde DIN 332, Blatt 2

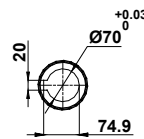
KR573.08



Std.



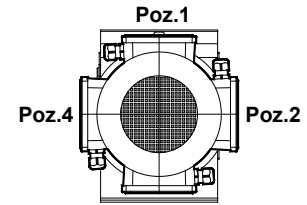
Ops.



x: se il motore è inferiore al piano di montaggio del piede  
 x: If Motor is lower than foot mounting plane  
 x: Wenn der Motor unter der Fußmontageebene ist


	100L	112M	132S	132M	160M	160L	180M	180L
k	719	743	830	830	926	926	997	997
k1	838.5	847.5	960	960	1106	1106	1167.5	1167.5
n	193	215	257	257	315	315	347	347
n1	147	158	179	179	219	219	234	234
x	-	-	-	-	-	-	-	-

Posizioni morsetteria  
 Terminal Box Positions  
 Klemmenkasten Positionen



Poz.3  
 100-112-132-160-180  
 Tip / Type / Typ

\*La misura "k1" è per motori dotati di freno.  
 Dimension "k1" is for motors with brake.  
 Maße "k1" ist für Bremsenmotoren.



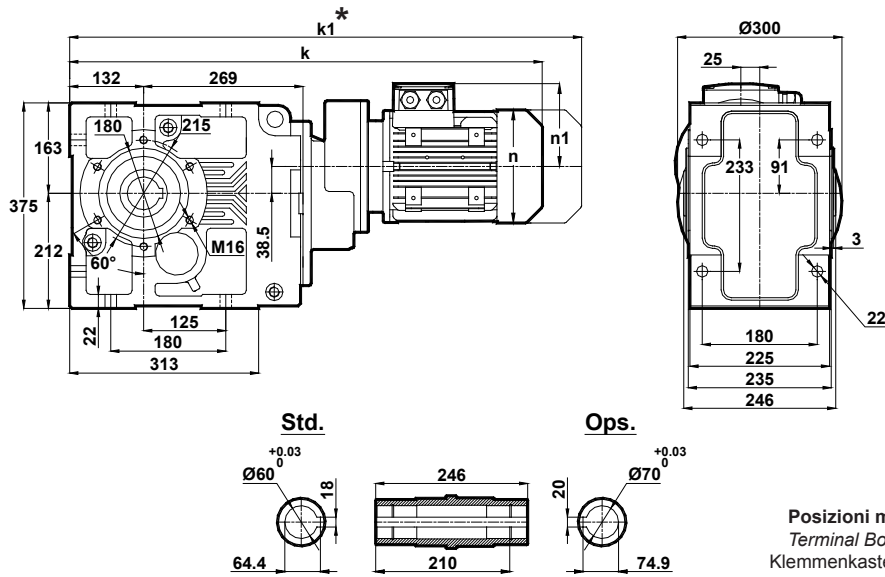
# Tabelle dimensionali

## Dimension Pages

## Abmessungsseiten

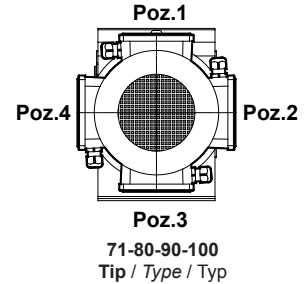
Foro di centraggio filettato secondo DIN 332 foglio 2 / Tapped center hole to DIN 332, sheet 2 / Zentrierung mit gewinde DIN 332, Blatt 2

### KR574.00

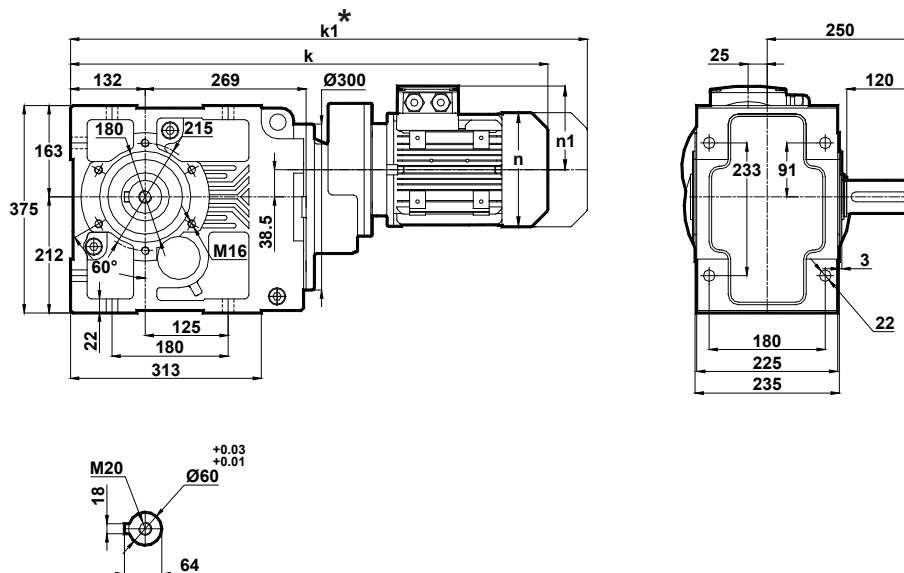


Posizioni morsetteria  
Terminal Box Positions  
Klemmenkasten Positionen

	71	80	90S	90L	100L
k	699	733	772	772	820
k1	790	826	876.5	876.5	939.5
n	137	155	176	176	193
n1	112	121	132	132	147



### KR574.01



	71	80	90S	90L	100L
k	699	733	772	772	820
k1	790	826	876.5	876.5	939.5
n	137	155	176	176	193
n1	112	121	132	132	147

\*La misura "k1" è per motori dotati di freno.  
Dimension "k1" is for motors with brake.  
Maße "k1" ist für Bremsmotoren.





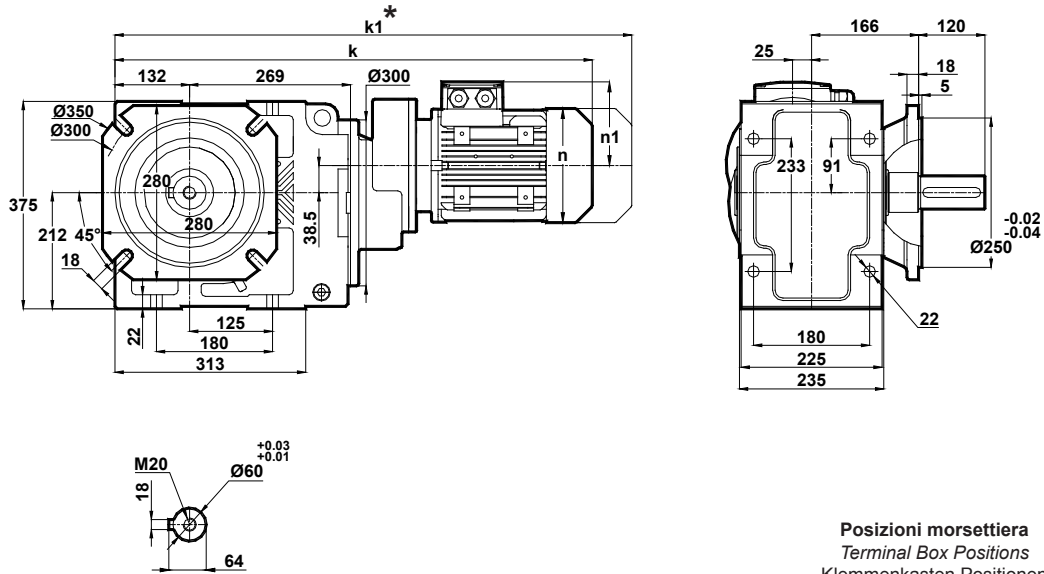
# Tabelle dimensionali

## Dimension Pages

### Abmessungsseiten

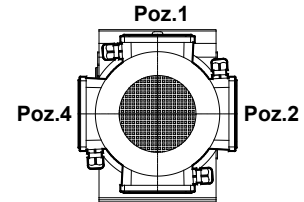
Foro di centraggio filettato secondo DIN 332 foglio 2 / Tapped center hole to DIN 332, sheet 2 / Zentrierung mit gewinde DIN 332, Blatt 2

#### KR574.02



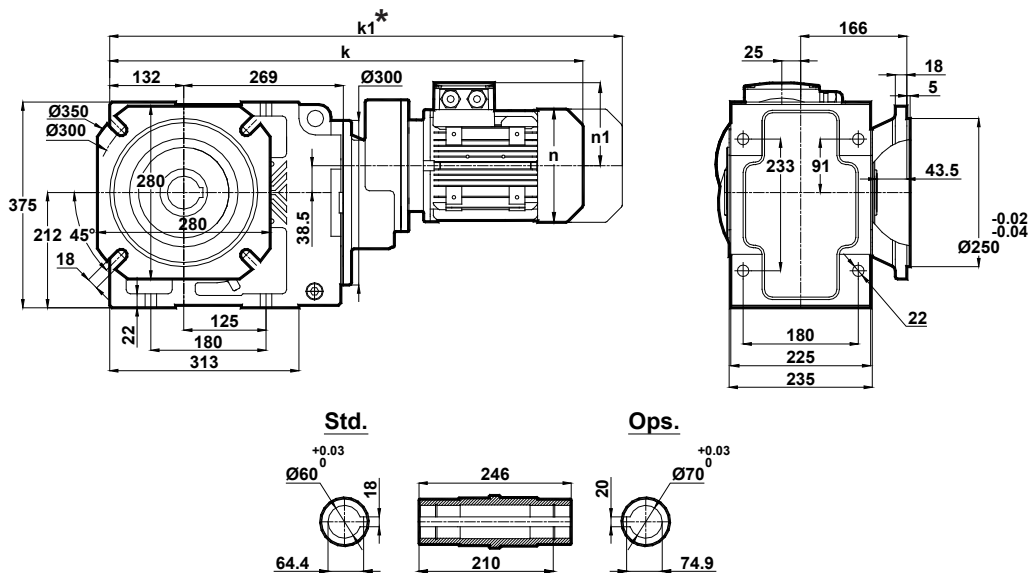
Posizioni morsetteria  
Terminal Box Positions  
Klemmenkasten Positionen

	71	80	90S	90L	100L
k	699	733	772	772	820
k1	790	826	876.5	876.5	939.5
n	137	155	176	176	193
n1	112	121	132	132	147



Poz.3  
71-80-90-100  
Tip / Type / Typ

#### KR574.03



	71	80	90S	90L	100L
k	699	733	772	772	820
k1	790	826	876.5	876.5	939.5
n	137	155	176	176	193
n1	112	121	132	132	147

\*La misura "k1" è per motori dotati di freno.  
Dimension "k1" is for motors with brake.  
Maße "k1" ist für Bremsenmotoren.



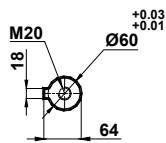
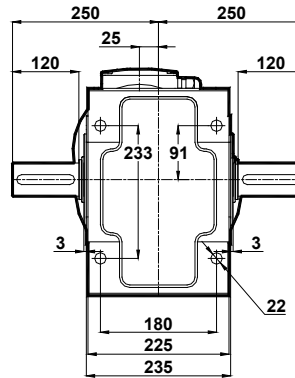
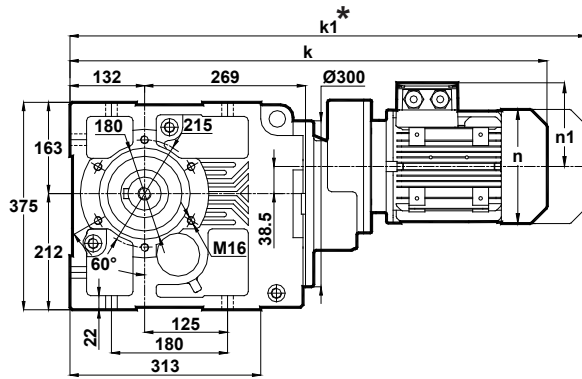
# Tabella dimensionali

## Dimension Pages

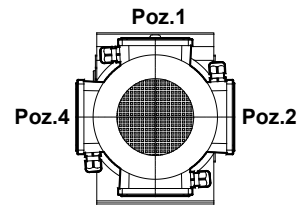
## Abmessungsseiten

Foro di centraggio filettato secondo DIN 332 foglio 2 / Tapped center hole to DIN 332, sheet 2 / Zentrierung mit gewinde DIN 332, Blatt 2

### KR574.04



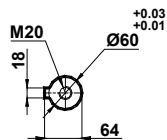
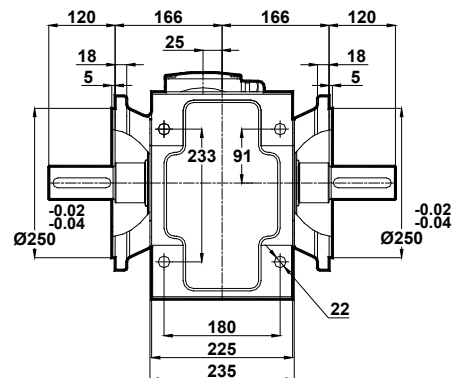
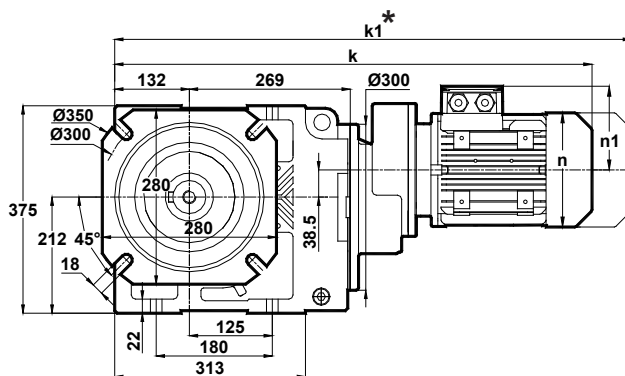
Posizioni morsettiera  
Terminal Box Positions  
Klemmenkasten Positionen



Poz.3  
71-80-90-100  
Tip / Type / Typ

	71	80	90S	90L	100L
k	699	733	772	772	820
k1	790	826	876.5	876.5	939.5
n	137	155	176	176	193
n1	112	121	132	132	147

### KR574.05



	71	80	90S	90L	100L
k	699	733	772	772	820
k1	790	826	876.5	876.5	939.5
n	137	155	176	176	193
n1	112	121	132	132	147

\*La misura "k1" è per motori dotati di freno.  
Dimension "k1" is for motors with brake.  
Maße "k1" ist für Bremsenmotoren.



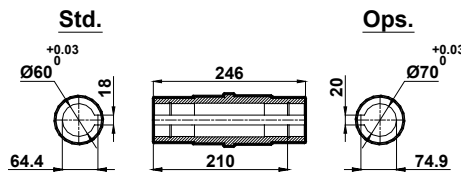
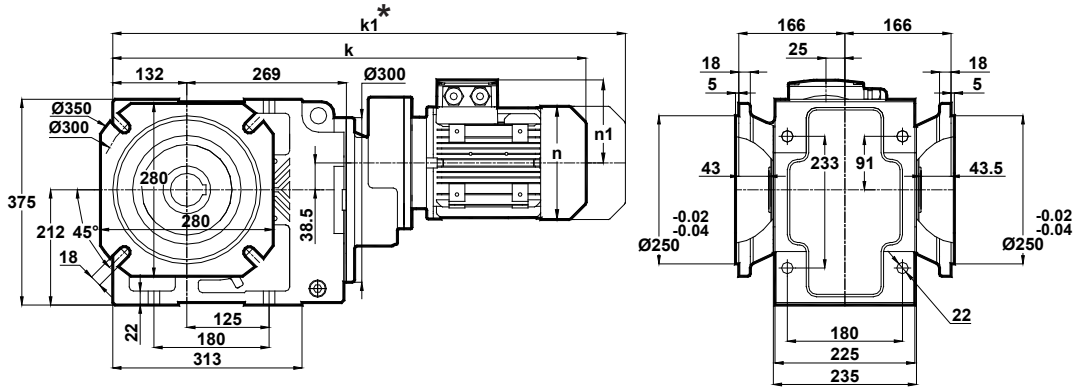
# Tabelle dimensionali

## Dimension Pages

### Abmessungsseiten

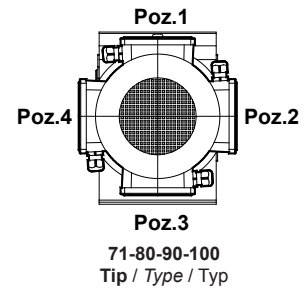
Foro di centraggio filettato secondo DIN 332 foglio 2 / Tapped center hole to DIN 332, sheet 2 / Zentrierung mit gewinde DIN 332, Blatt 2

KR574.08




Posizioni morsetteria  
Terminal Box Positions  
Klemmenkasten Positionen

	71	80	90S	90L	100L
k	699	733	772	772	820
k1	790	826	876.5	876.5	939.5
n	137	155	176	176	193
n1	112	121	132	132	147



\*La misura "k1" è per motori dotati di freno.  
Dimension "k1" is for motors with brake.  
Maße "k1" ist für Bremsenmotoren.



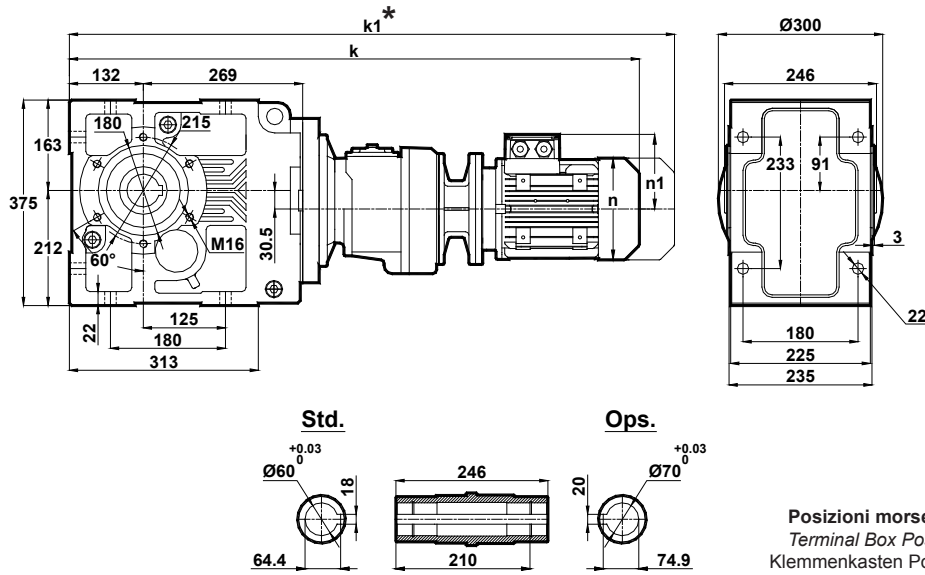
# Tabelle dimensionali

## Dimension Pages

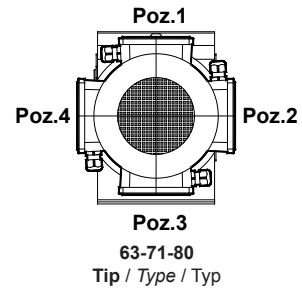
## Abmessungsseiten

Foro di centraggio filettato secondo DIN 332 foglio 2 / Tapped center hole to DIN 332, sheet 2 / Zentrierung mit gewinde DIN 332, Blatt 2

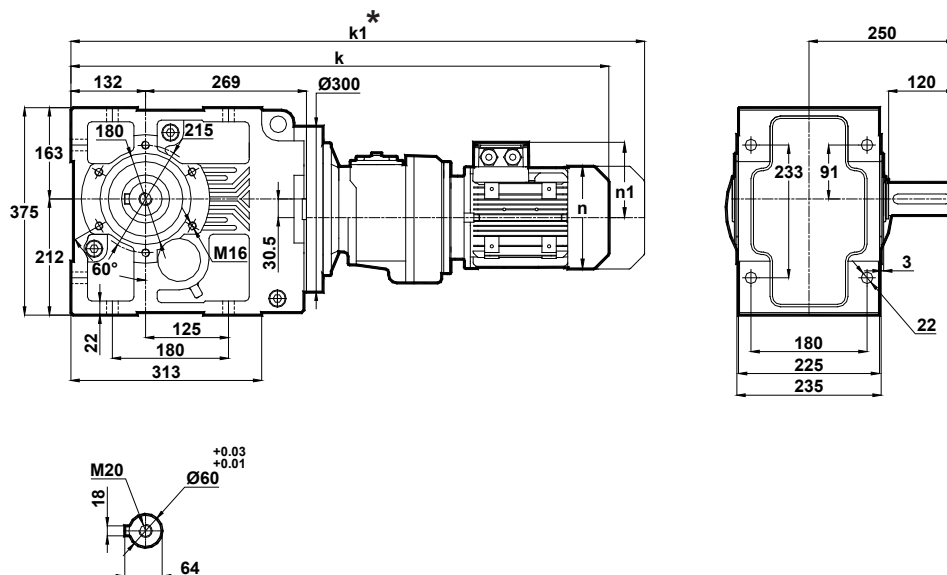
KR575.00  
KR576.00



Posizioni morsettiera  
Terminal Box Positions  
Klemmenkasten Positionen



KR575.01  
KR576.01



\*La misura "k1" è per motori dotati di freno.  
Dimension "k1" is for motors with brake.  
Maße "k1" ist für Bremsenmotoren.



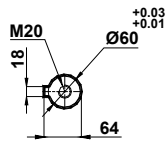
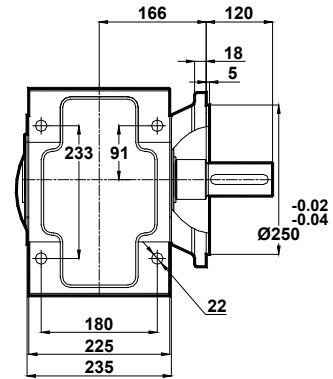
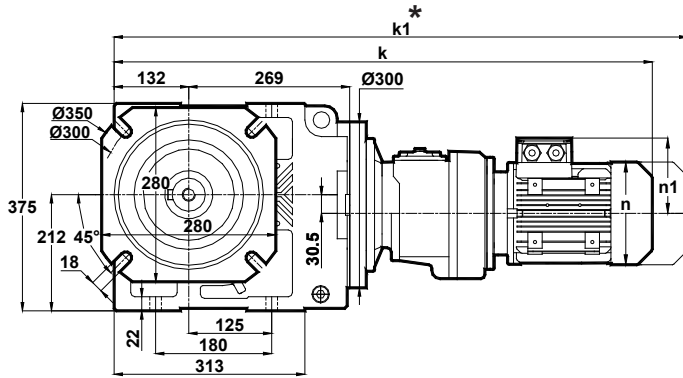
# Tabelle dimensionali

## Dimension Pages

### Abmessungsseiten

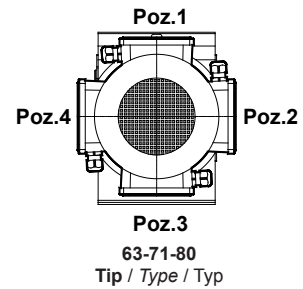
Foro di centraggio filettato secondo DIN 332 foglio 2 / Tapped center hole to DIN 332, sheet 2 / Zentrierung mit gewinde DIN 332, Blatt 2

KR575.02  
KR576.02

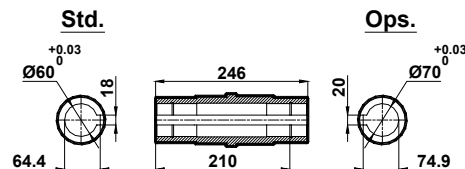
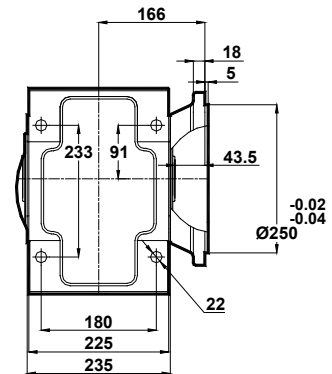
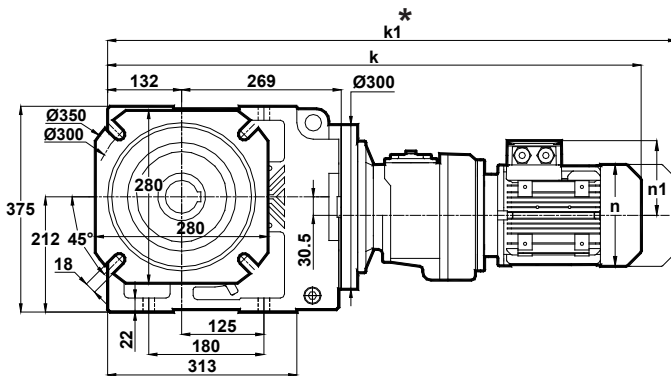


Posizioni morsetteria  
Terminal Box Positions  
Klemmenkasten Positionen

	63	71	80
k	803	831	865
k1	864	922	958
n	121	137	155
n1	97	112	121



KR575.03  
KR576.03



	63	71	80
k	803	831	865
k1	864	922	958
n	121	137	155
n1	97	112	121

\*La misura "k1" è per motori dotati di freno.  
Dimension "k1" is for motors with brake.  
Maße "k1" ist für Bremsenmotoren.



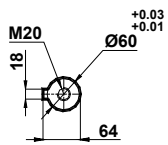
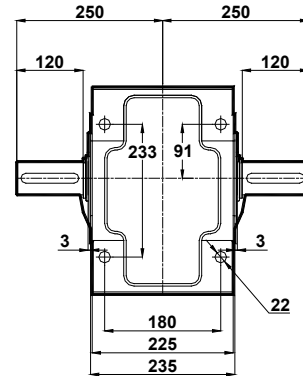
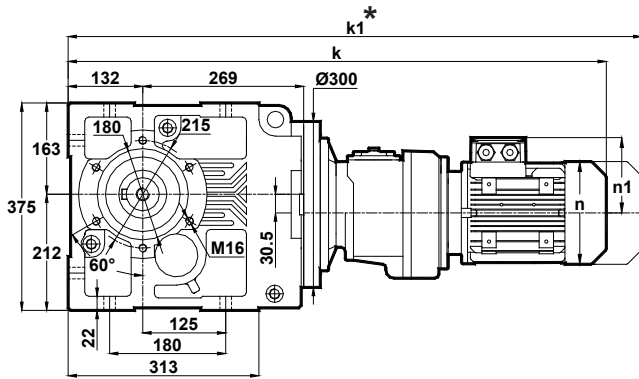
# Tabelle dimensionali

## Dimension Pages

### Abmessungsseiten

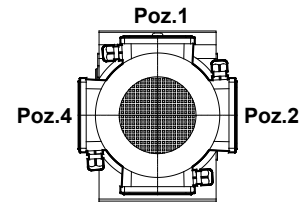
Foro di centraggio filettato secondo DIN 332 foglio 2 / Tapped center hole to DIN 332, sheet 2 / Zentrierung mit gewinde DIN 332, Blatt 2

KR575.04  
KR576.04



	63	71	80
k	803	831	865
k1	864	922	958
n	121	137	155
n1	97	112	121

Posizioni morsettiera  
Terminal Box Positions  
Klemmenkasten Positionen

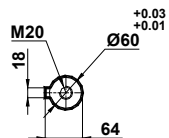
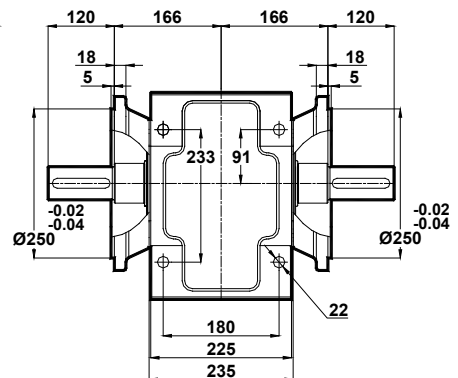
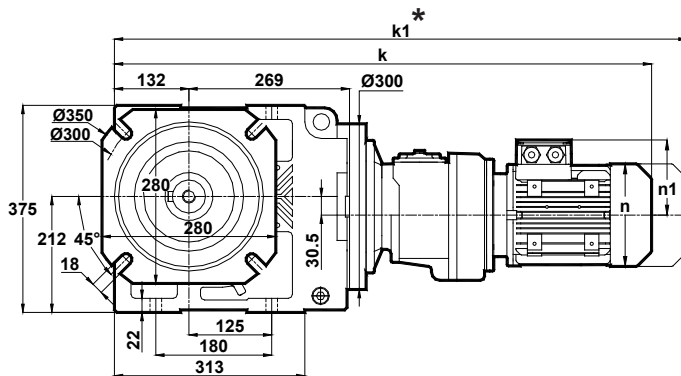


Poz.3

63-71-80


Tip / Type / Typ

KR575.05  
KR576.05



	63	71	80
k	803	831	865
k1	864	922	958
n	121	137	155
n1	97	112	121

\*La misura "k1" è per motori dotati di freno.  
Dimension "k1" is for motors with brake.  
Maße "k1" ist für Bremsmotoren.



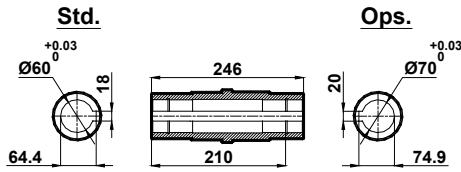
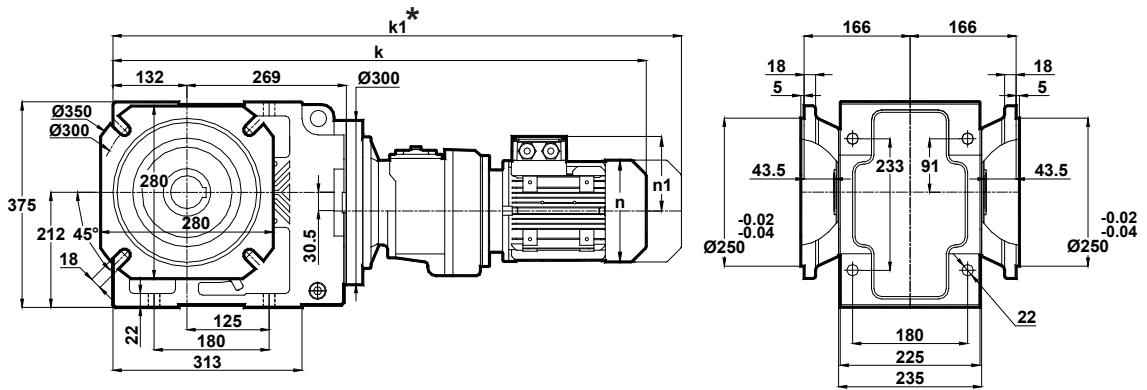
# Tabelle dimensionali

## Dimension Pages

### Abmessungsseiten

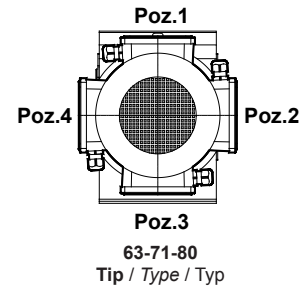
Foro di centraggio filettato secondo DIN 332 foglio 2 / Tapped center hole to DIN 332, sheet 2 / Zentrierung mit gewinde DIN 332, Blatt 2

KR575.08  
KR576.08




Posizioni morsetteria  
Terminal Box Positions  
Klemmenkasten Positionen

	63	71	80
k	803	831	865
k1	864	922	958
n	121	137	155
n1	97	112	121



\*La misura "k1" è per motori dotati di freno.  
Dimension "k1" is for motors with brake.  
Maße "k1" ist für Bremsenmotoren.



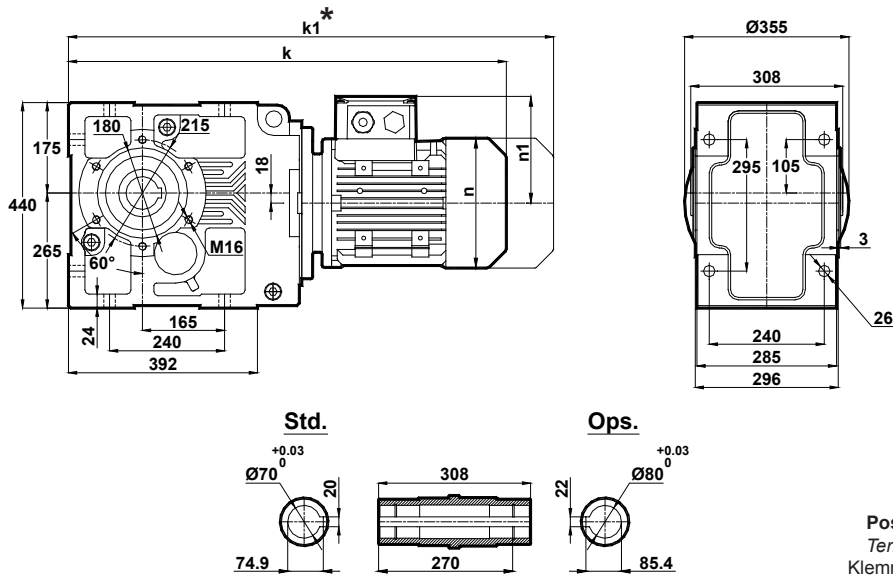
# Tabelle dimensionali

## Dimension Pages

### Abmessungsseiten

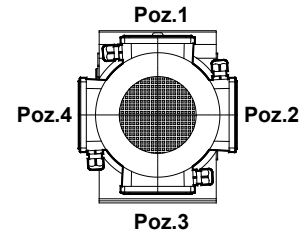
Foro di centraggio filettato secondo DIN 332 foglio 2 / Tapped center hole to DIN 332, sheet 2 / Zentrierung mit gewinde DIN 332, Blatt 2

#### KR673.00



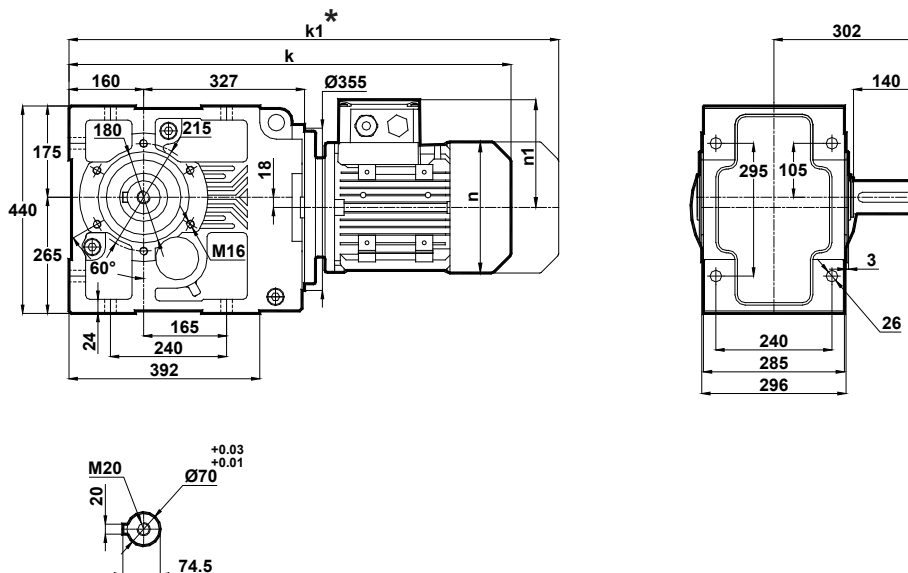
Posizioni morsetteria  
Terminal Box Positions  
Klemmenkasten Positionen

	100L	112M	132S	132M	160M	160L	180M	180L	200L	225S	225M
k	797	821	908	908	1004	1004	1075	1075	1117	1143	1168
k1	916.5	925.5	1038	1038	1184	1184	1245.5	1245.5	1303.5	1308	1333
n	193	215	257	257	315	315	347	347	390	434	434
n1	147	158	179	179	219	219	234	234	275	285	285



100-112-132-160-180-200-225  
Tip / Type / Typ

#### KR673.01



	100L	112M	132S	132M	160M	160L	180M	180L	200L	225S	225M
k	797	821	908	908	1004	1004	1075	1075	1117	1143	1168
k1	916.5	925.5	1038	1038	1184	1184	1245.5	1245.5	1303.5	1308	1333
n	193	215	257	257	315	315	347	347	390	434	434
n1	147	158	179	179	219	219	234	234	275	285	285

\*La misura "k1" è per motori dotati di freno.  
Dimension "k1" is for motors with brake.  
Maße "k1" ist für Bremsenmotoren.





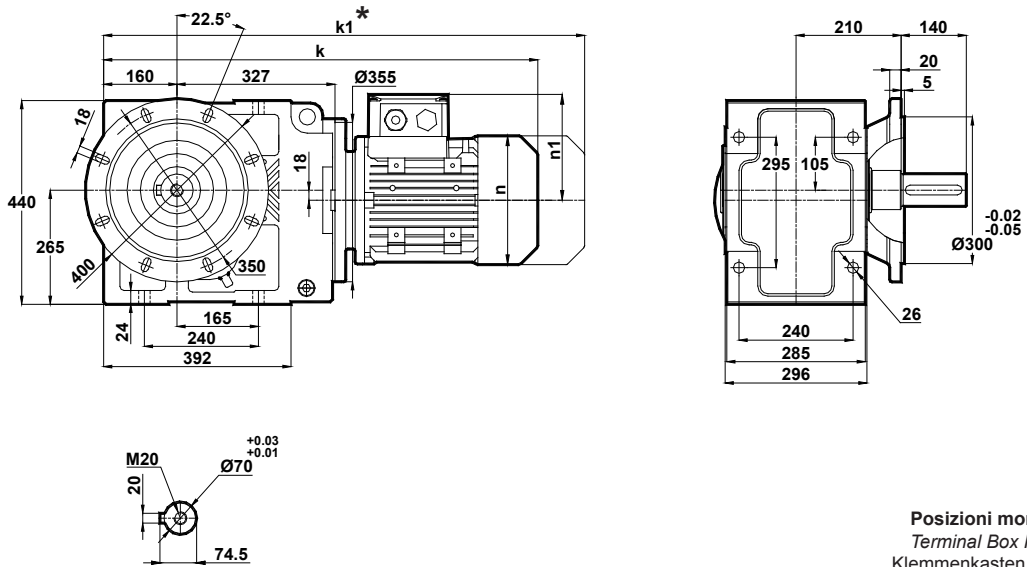
# Tabelle dimensionali

## Dimension Pages

### Abmessungsseiten

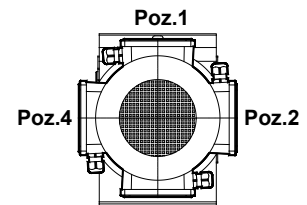
Foro di centraggio filettato secondo DIN 332 foglio 2 / Tapped center hole to DIN 332, sheet 2 / Zentrierung mit gewinde DIN 332, Blatt 2

#### KR673.02



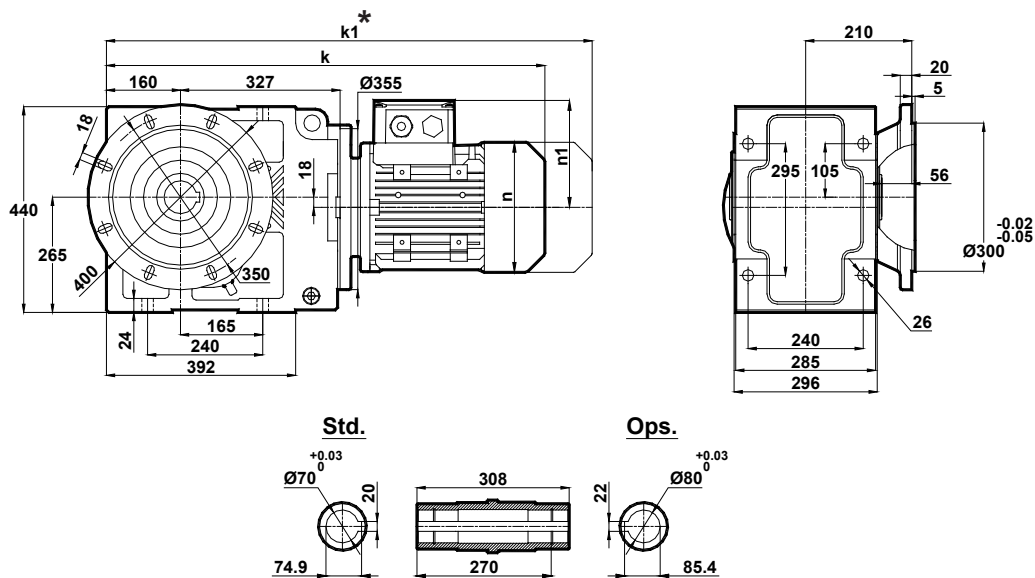
Posizioni morsetteria  
Terminal Box Positions  
Klemmenkasten Positionen

	100L	112M	132S	132M	160M	160L	180M	180L	200L	225S	225M
k	797	821	908	908	1004	1004	1075	1075	1117	1143	1168
k1	916.5	925.5	1038	1038	1184	1184	1245.5	1245.5	1303.5	1308	1333
n	193	215	257	257	315	315	347	347	390	434	434
n1	147	158	179	179	219	219	234	234	275	285	285




Poz.1  
Poz.2  
Poz.3  
Poz.4  
100-112-132-160-180-200-225  
Tip / Type / Typ

#### KR673.03



	100L	112M	132S	132M	160M	160L	180M	180L	200L	225S	225M
k	797	821	908	908	1004	1004	1075	1075	1117	1143	1168
k1	916.5	925.5	1038	1038	1184	1184	1245.5	1245.5	1303.5	1308	1333
n	193	215	257	257	315	315	347	347	390	434	434
n1	147	158	179	179	219	219	234	234	275	285	285

\*La misura "k1" è per motori dotati di freno.  
Dimension "k1" is for motors with brake.  
Maße "k1" ist für Bremsenmotoren.



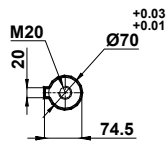
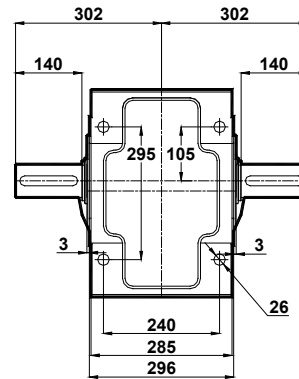
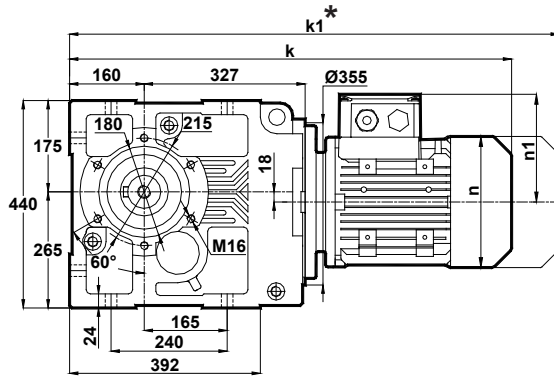
# Tabella dimensionali

## Dimension Pages

## Abmessungsseiten

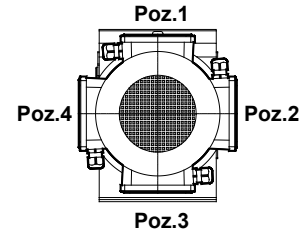
Foro di centraggio filettato secondo DIN 332 foglio 2 / Tapped center hole to DIN 332, sheet 2 / Zentrierung mit gewinde DIN 332, Blatt 2

### KR673.04



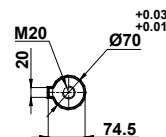
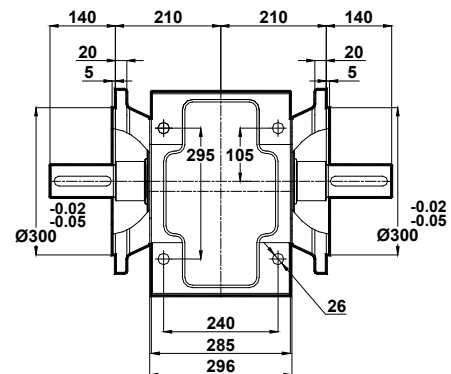
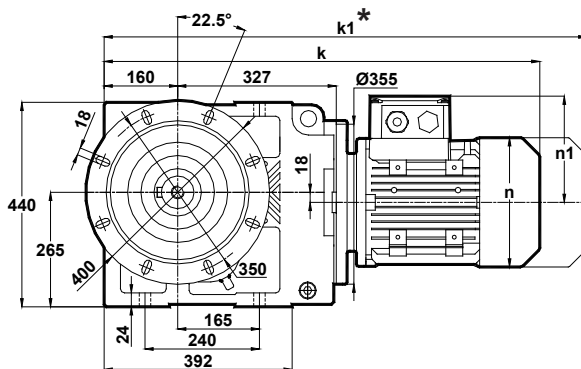
Posizioni morsetteria  
Terminal Box Positions  
Klemmenkasten Positionen

	100L	112M	132S	132M	160M	160L	180M	180L	200L	225S	225M
k	797	821	908	908	1004	1004	1075	1075	1117	1143	1168
k1	916.5	925.5	1038	1038	1184	1184	1245.5	1245.5	1303.5	1308	1333
n	193	215	257	257	315	315	347	347	390	434	434
n1	147	158	179	179	219	219	234	234	275	285	285




100-112-132-160-180-200-225  
Tip / Type / Typ

### KR673.05



	100L	112M	132S	132M	160M	160L	180M	180L	200L	225S	225M
k	797	821	908	908	1004	1004	1075	1075	1117	1143	1168
k1	916.5	925.5	1038	1038	1184	1184	1245.5	1245.5	1303.5	1308	1333
n	193	215	257	257	315	315	347	347	390	434	434
n1	147	158	179	179	219	219	234	234	275	285	285

\*La misura "k1" è per motori dotati di freno.  
Dimension "k1" is for motors with brake.  
Maße "k1" ist für Bremsenmotoren.



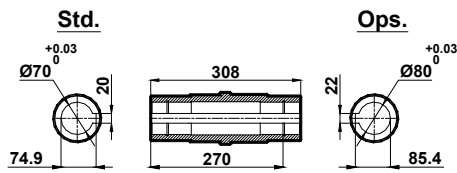
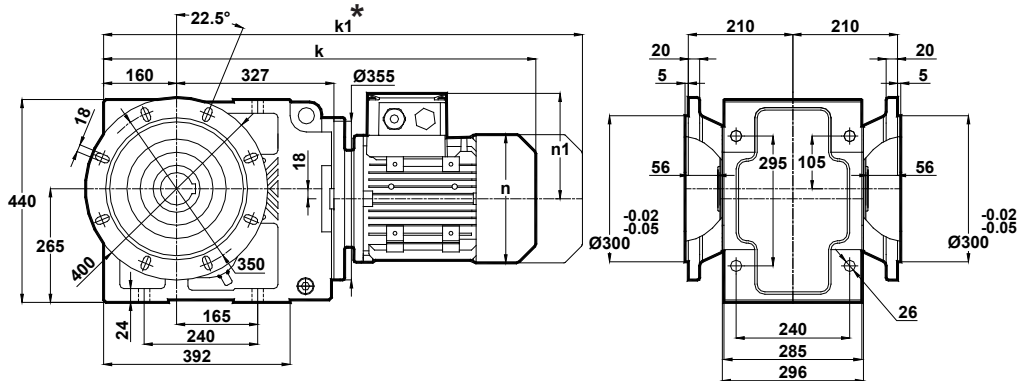
# Tabelle dimensionali

## Dimension Pages

### Abmessungsseiten

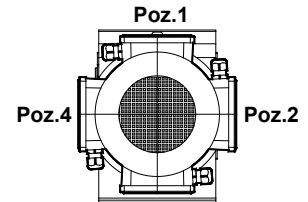
Foro di centraggio filettato secondo DIN 332 foglio 2 / Tapped center hole to DIN 332, sheet 2 / Zentrierung mit gewinde DIN 332, Blatt 2

**KR673.08**




**Posizioni morsettiera**  
Terminal Box Positions  
Klemmenkasten Positionen

	100L	112M	132S	132M	160M	160L	180M	180L	200L	225S	225M
<b>k</b>	797	821	908	908	1004	1004	1075	1075	1117	1143	1168
<b>k1</b>	916.5	925.5	1038	1038	1184	1184	1245.5	1245.5	1303.5	1308	1333
<b>n</b>	193	215	257	257	315	315	347	347	390	434	434
<b>n1</b>	147	158	179	179	219	219	234	234	275	285	285



**Poz.3**  
100-112-132-160-180-200-225  
Tip / Type / Typ

\*La misura "k1" è per motori dotati di freno.  
Dimension "k1" is for motors with brake.  
Maße "k1" ist für Bremsenmotoren.



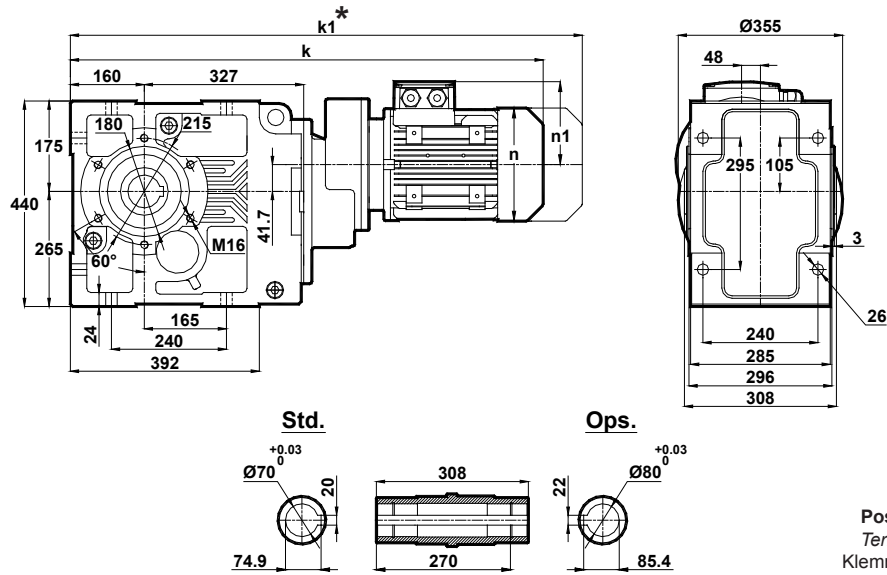
# Tabelle dimensionali

## Dimension Pages

## Abmessungsseiten

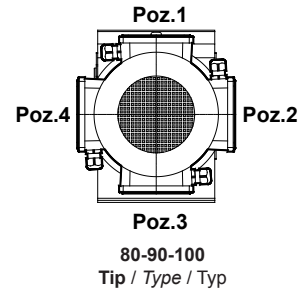
Foro di centraggio filettato secondo DIN 332 foglio 2 / Tapped center hole to DIN 332, sheet 2 / Zentrierung mit gewinde DIN 332, Blatt 2

### KR674.00

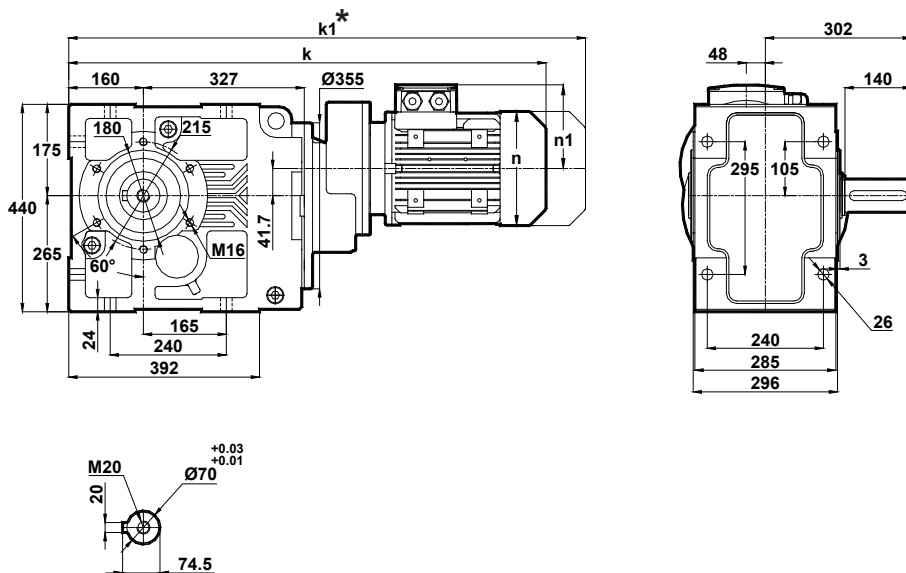


Posizioni morsetteria  
Terminal Box Positions  
Klemmenkasten Positionen

	80	90S	90L	100L
k	830	869	869	913
k1	923	973.5	973.5	1032.5
n	155	176	176	193
n1	121	132	132	147



### KR674.01



	80	90S	90L	100L
k	830	869	869	913
k1	923	973.5	973.5	1032.5
n	155	176	176	193
n1	121	132	132	147

\*La misura "k1" è per motori dotati di freno.  
Dimension "k1" is for motors with brake.  
Maße "k1" ist für Bremsenmotoren.



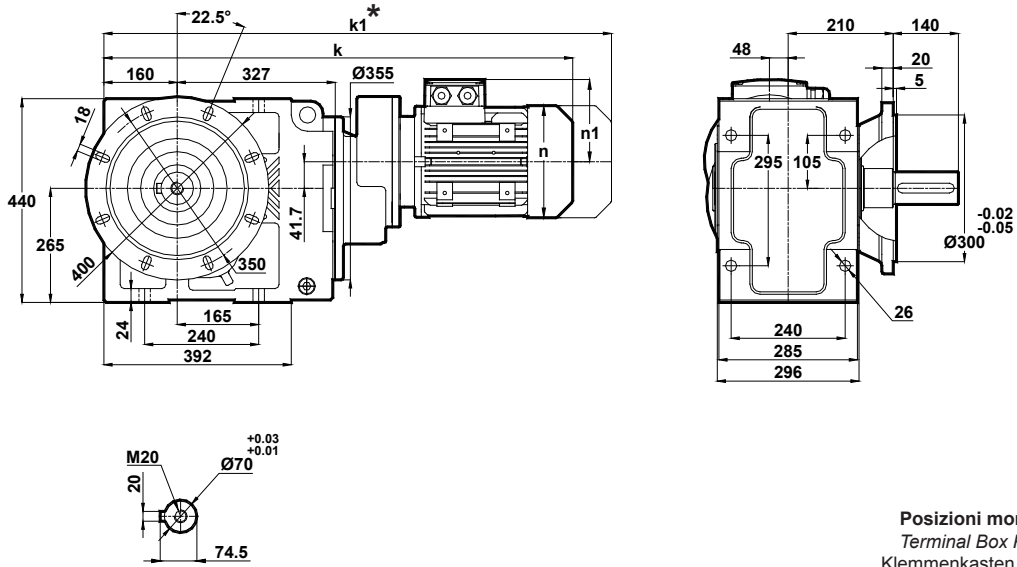
# Tabelle dimensionali

## Dimension Pages

### Abmessungsseiten

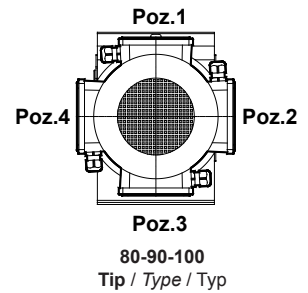
Foro di centraggio filettato secondo DIN 332 foglio 2 / Tapped center hole to DIN 332, sheet 2 / Zentrierung mit gewinde DIN 332, Blatt 2

#### KR674.02

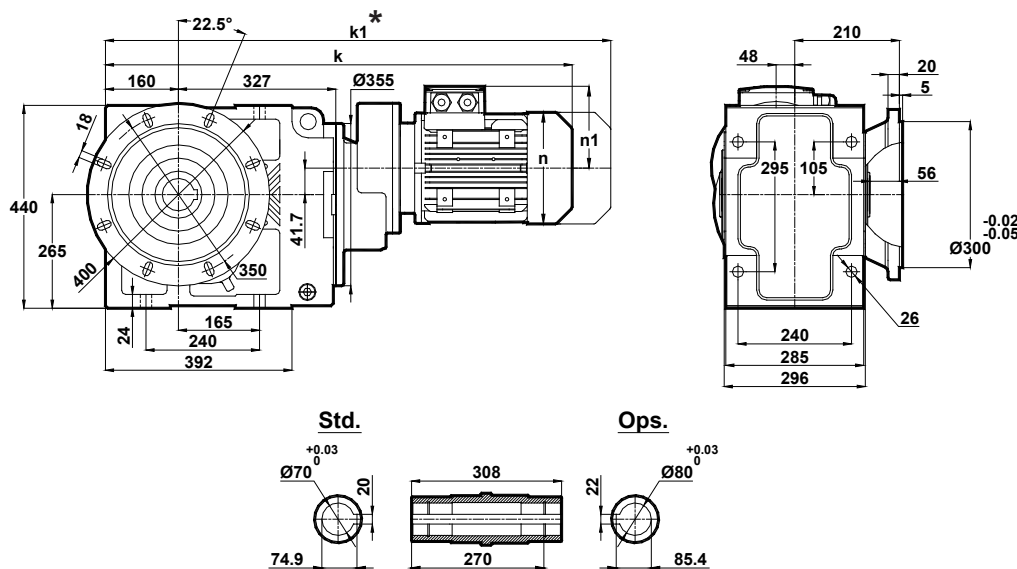


Posizioni morsetteria  
Terminal Box Positions  
Klemmenkasten Positionen

	80	90S	90L	100L
k	830	869	869	913
k1	923	973.5	973.5	1032.5
n	155	176	176	193
n1	121	132	132	147



#### KR674.03



	80	90S	90L	100L
k	830	869	869	913
k1	923	973.5	973.5	1032.5
n	155	176	176	193
n1	121	132	132	147

\*La misura "k1" è per motori dotati di freno.  
Dimension "k1" is for motors with brake.  
Maße "k1" ist für Bremsenmotoren.



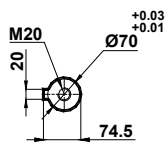
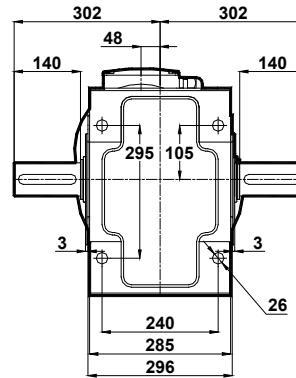
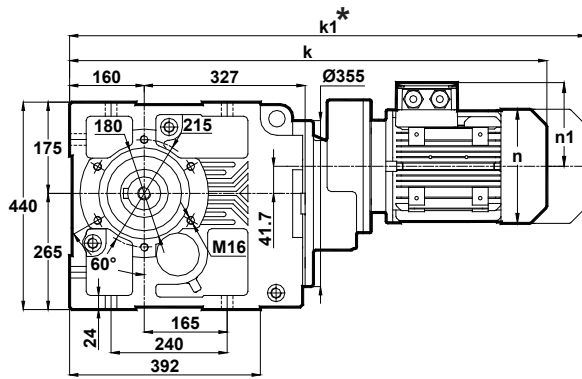
# Tabelle dimensionali

## Dimension Pages

## Abmessungsseiten

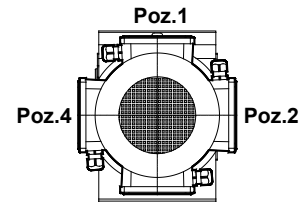
Foro di centraggio filettato secondo DIN 332 foglio 2 / Tapped center hole to DIN 332, sheet 2 / Zentrierung mit gewinde DIN 332, Blatt 2

### KR674.04



Posizioni morsetteria  
Terminal Box Positions  
Klemmenkasten Positionen

	80	90S	90L	100L
k	830	869	869	913
k1	923	973.5	973.5	1032.5
n	155	176	176	193
n1	121	132	132	147

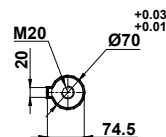
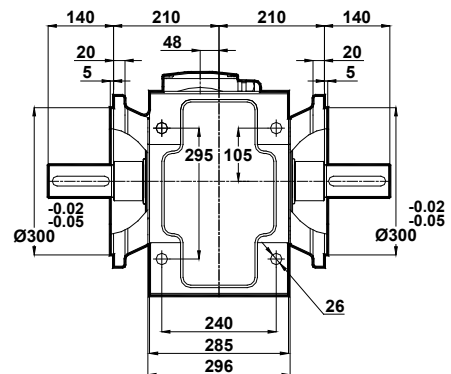
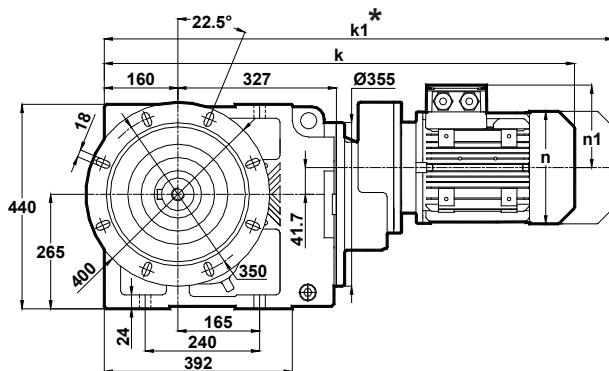


Poz.1

80-90-100

Tip / Type / Typ

### KR674.05



	80	90S	90L	100L
k	830	869	869	913
k1	923	973.5	973.5	1032.5
n	155	176	176	193
n1	121	132	132	147

\*La misura "k1" è per motori dotati di freno.  
Dimension "k1" is for motors with brake.  
Maße "k1" ist für Bremsenmotoren.



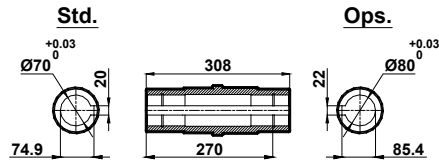
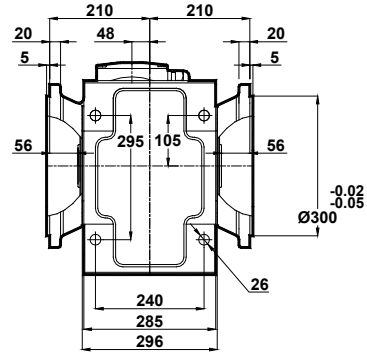
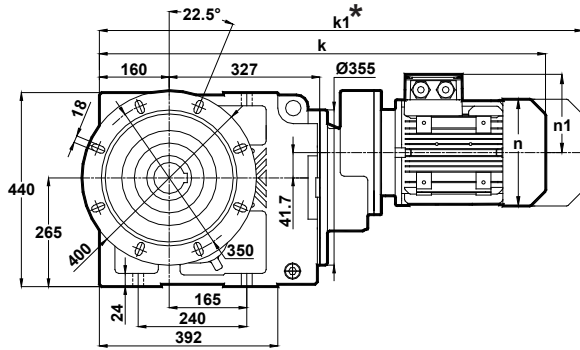
# Tabelle dimensionali

## Dimension Pages

## Abmessungsseiten

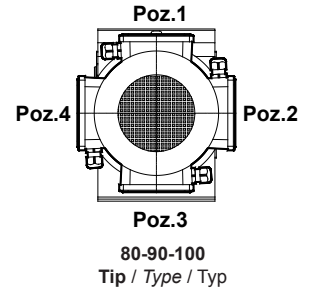
Foro di centraggio filettato secondo DIN 332 foglio 2 / Tapped center hole to DIN 332, sheet 2 / Zentrierung mit gewinde DIN 332, Blatt 2

### KR674.08




Posizioni morsetteria  
Terminal Box Positions  
Klemmenkasten Positionen

	80	90S	90L	100L
k	830	869	869	913
k1	923	1010	1010	1071
n	155	176	176	193
n1	121	132	132	147



\*La misura "k1" è per motori dotati di freno.  
Dimension "k1" is for motors with brake.  
Maße "k1" ist für Bremsenmotoren.



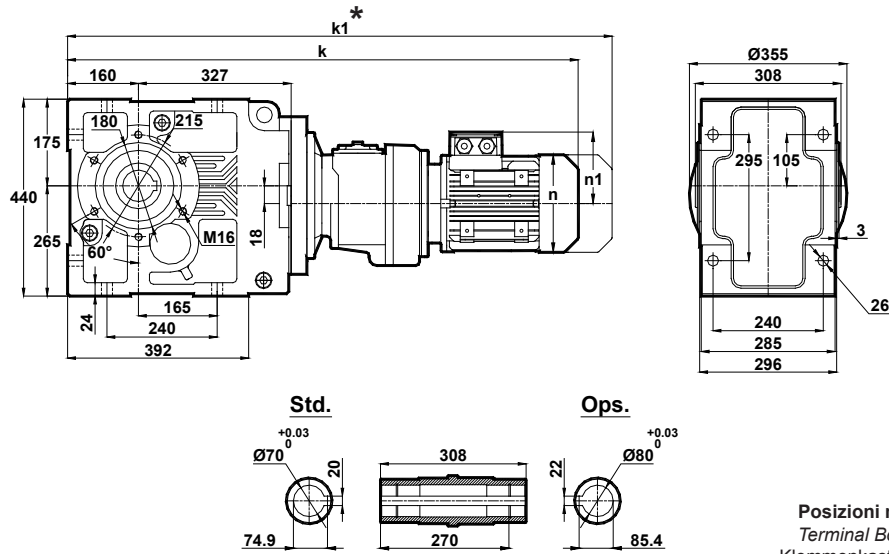
# Tabelle dimensionali

## Dimension Pages

## Abmessungsseiten

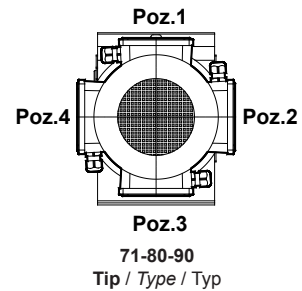
Foro di centraggio filettato secondo DIN 332 foglio 2 / Tapped center hole to DIN 332, sheet 2 / Zentrierung mit gewinde DIN 332, Blatt 2

KR675.00  
KR676.00

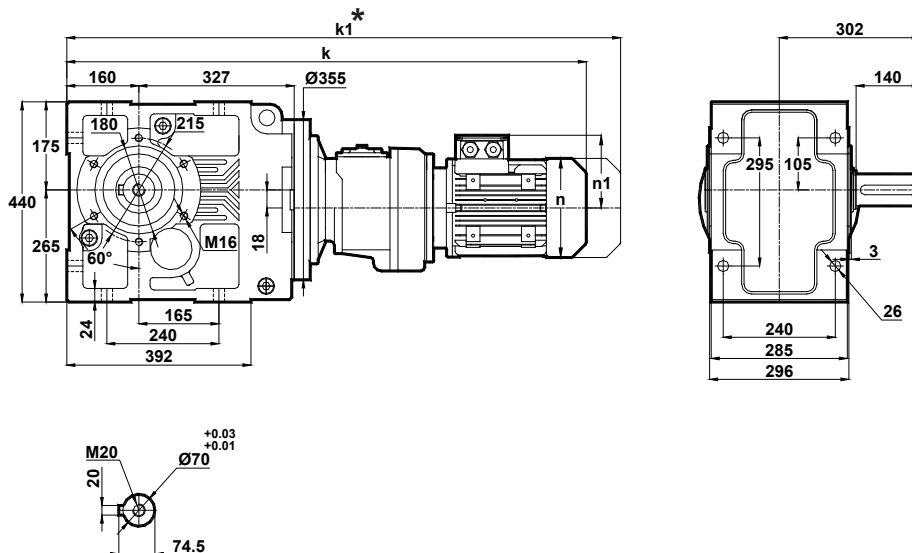


Posizioni morsettiera  
Terminal Box Positions  
Klemmenkasten Positionen

	71	80	90S
k	942	976	1015
k1	1033	1069	1119.5
n	137	155	176
n1	112	121	132



KR675.01  
KR676.01



	71	80	90S
k	942	976	1015
k1	1033	1069	1119.5
n	137	155	176
n1	112	121	132

\*La misura "k1" è per motori dotati di freno.  
Dimension "k1" is for motors with brake.  
Maße "k1" ist für Bremsenmotoren.





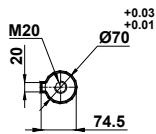
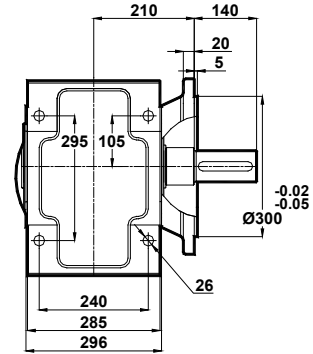
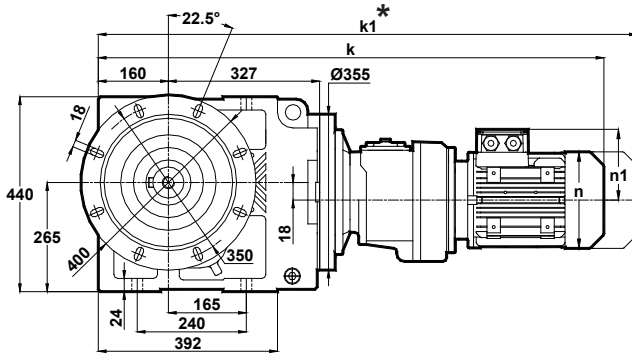
# Tabella dimensionali

## Dimension Pages

## Abmessungsseiten

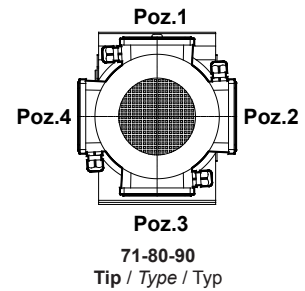
Foro di centraggio filettato secondo DIN 332 foglio 2 / Tapped center hole to DIN 332, sheet 2 / Zentrierung mit gewinde DIN 332, Blatt 2

KR675.02  
KR676.02

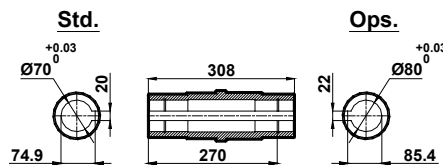
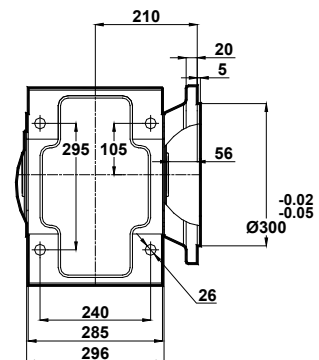
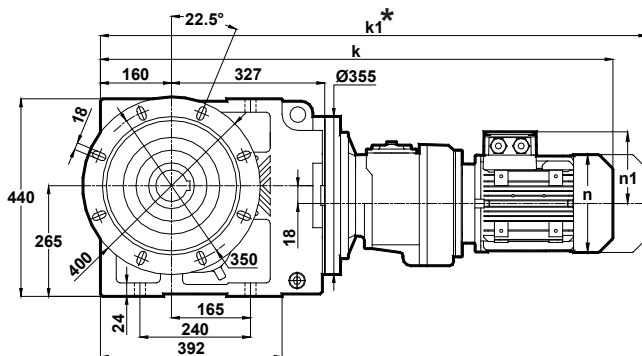


Posizioni morsetti  
Terminal Box Positions  
Klemmenkasten Positionen

	71	80	90S
k	942	976	1015
k1	1033	1069	1119.5
n	137	155	176
n1	112	121	132



KR675.03  
KR676.03



	71	80	90S
k	942	976	1015
k1	1033	1069	1119.5
n	137	155	176
n1	112	121	132

\*La misura "k1" è per motori dotati di freno.  
Dimension "k1" is for motors with brake.  
Maße "k1" ist für Bremsenmotoren.



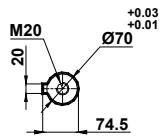
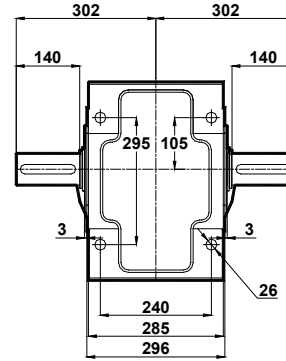
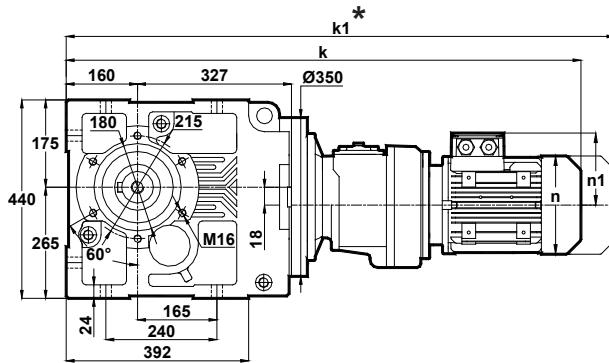
# Tabelle dimensionali

## Dimension Pages

### Abmessungsseiten

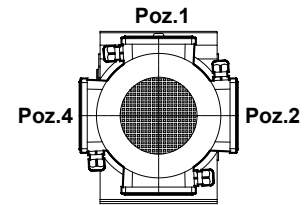
Foro di centraggio filettato secondo DIN 332 foglio 2 / Tapped center hole to DIN 332, sheet 2 / Zentrierung mit gewinde DIN 332, Blatt 2

KR675.04  
KR676.04



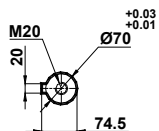
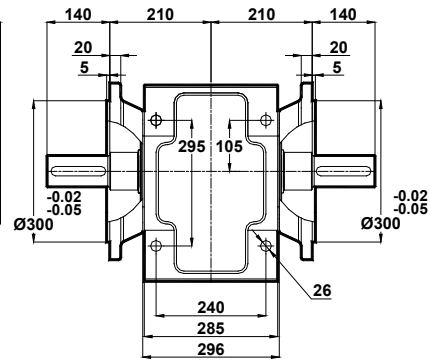
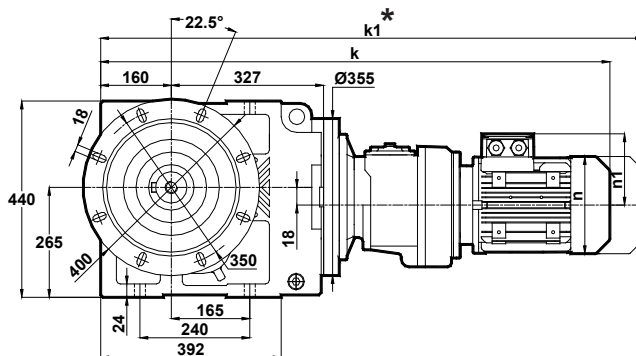
Posizioni morsettiera  
Terminal Box Positions  
Klemmenkasten Positionen

	71	80	90S
k	942	976	1015
k1	1033	1069	1119.5
n	137	155	176
n1	112	121	132



Poz.3  
71-80-90  
Tip / Type / Typ

KR675.05  
KR676.05



	71	80	90S
k	942	976	1015
k1	1033	1069	1119.5
n	137	155	176
n1	112	121	132

\*La misura "k1" è per motori dotati di freno.  
Dimension "k1" is for motors with brake.  
Maße "k1" ist für Bremsenmotoren.



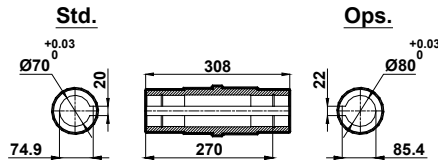
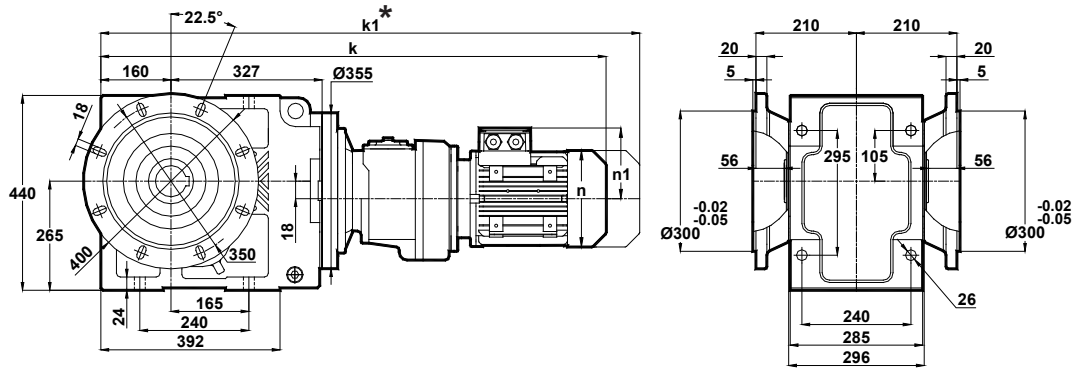
# Tabelle dimensionali

## Dimension Pages

## Abmessungsseiten

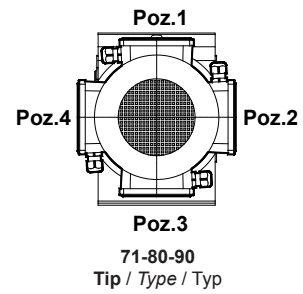
Foro di centraggio filettato secondo DIN 332 foglio 2 / Tapped center hole to DIN 332, sheet 2 / Zentrierung mit gewinde DIN 332, Blatt 2

KR675.08  
KR676.08




Posizioni morsetteria  
Terminal Box Positions  
Klemmenkasten Positionen

	71	80	90S
k	942	976	1015
k1	1033	1069	1119.5
n	137	155	176
n1	112	121	132



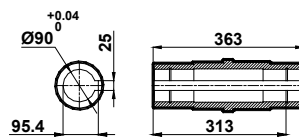
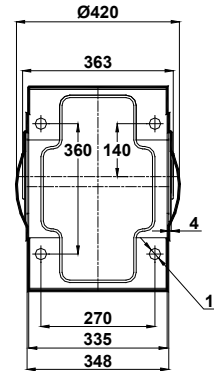
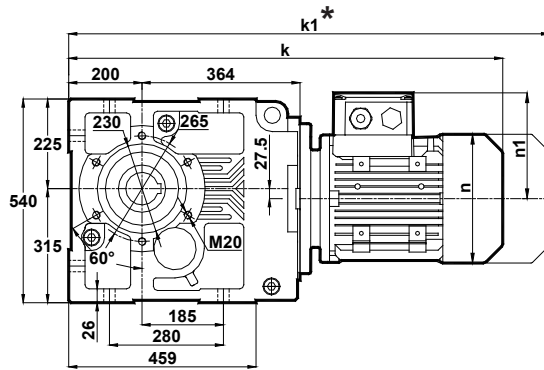
\*La misura "k1" è per motori dotati di freno.  
Dimension "k1" is for motors with brake.  
Maße "k1" ist für Bremsenmotoren.



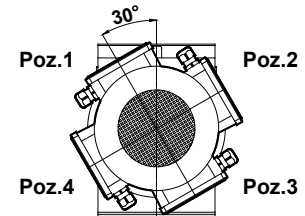
# Tabella dimensionali Dimension Pages Abmessungsseiten

Foro di centraggio filettato secondo DIN 332 foglio 2 / Tapped center hole to DIN 332, sheet 2 / Zentrierung mit gewinde DIN 332, Blatt 2

## KR773.00



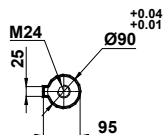
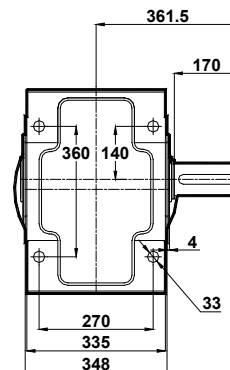
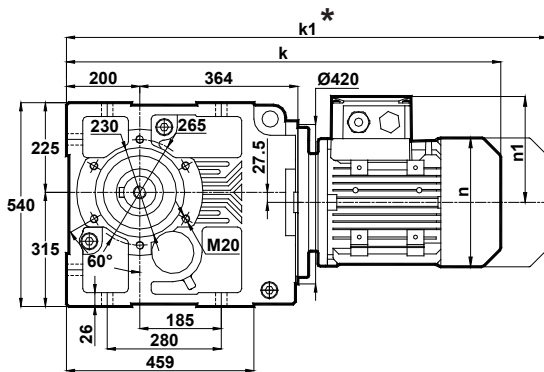
Posizioni morsetteria  
Terminal Box Positions  
Klemmenkasten Positionen



132-160-180-200-225-250  
Tip / Type / Typ

	132S	132M	160M	160L	180M	180L	200L	225S	225M	250M
k	981	981	1077	1077	1148	1148	1190	1217	1242	1346
k1	1111	1111	1257	1257	1318.5	1318.5	1376.5	1382	1407	1516.5
n	257	257	315	315	347	347	390	434	434	480
n1	179	179	219	219	234	234	275	285	285	322

## KR773.01



\*La misura "k1" è per motori dotati di freno.  
Dimension "k1" is for motors with brake.  
Maße "k1" ist für Bremsenmotoren.

	132S	132M	160M	160L	180M	180L	200L	225S	225M	250M
k	981	981	1077	1077	1148	1148	1190	1217	1242	1346
k1	1111	1111	1257	1257	1318.5	1318.5	1376.5	1382	1407	1516.5
n	257	257	315	315	347	347	390	434	434	480
n1	179	179	219	219	234	234	275	285	285	322



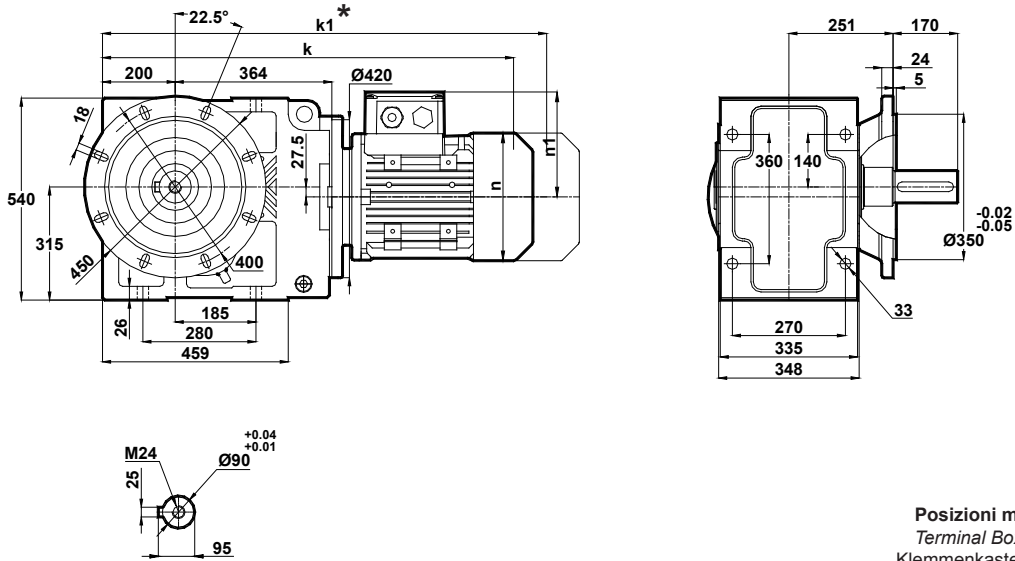
# Tabelle dimensionali

## Dimension Pages

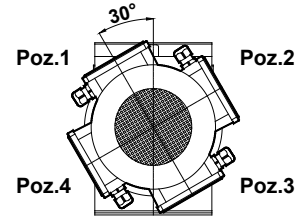
### Abmessungsseiten

Foro di centraggio filettato secondo DIN 332 foglio 2 / Tapped center hole to DIN 332, sheet 2 / Zentrierung mit gewinde DIN 332, Blatt 2

#### KR773.02



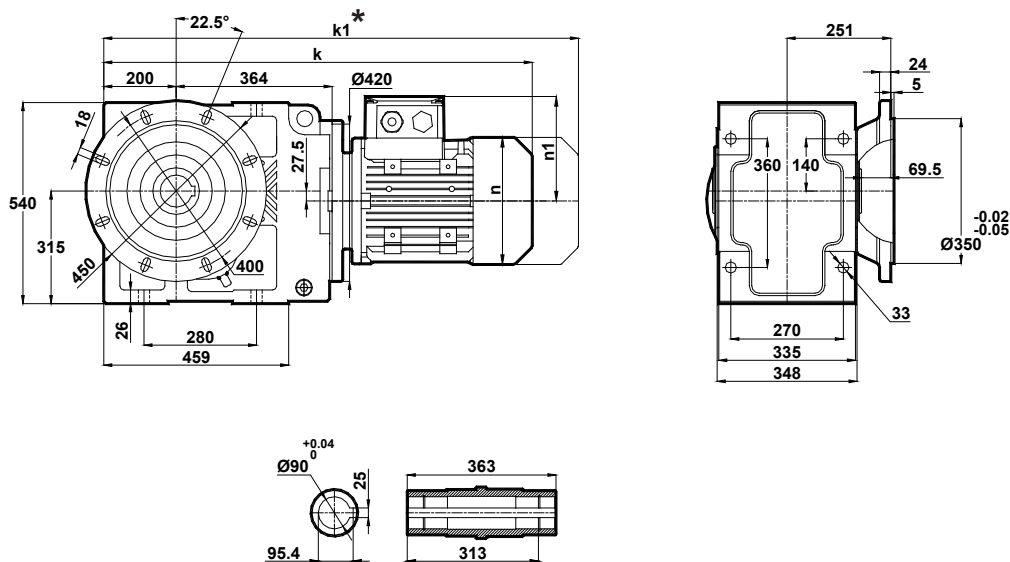
Posizioni morsettiera  
Terminal Box Positions  
Klemmenkasten Positionen



132-160-180-200-225-250  
Tip / Type / Typ

	132S	132M	160M	160L	180M	180L	200L	225S	225M	250M
k	981	981	1077	1077	1148	1148	1190	1217	1242	1346
k1	1111	1111	1257	1257	1318.5	1318.5	1376.5	1382	1407	1516.5
n	257	257	315	315	347	347	390	434	434	480
n1	179	179	219	219	234	234	275	285	285	322

#### KR773.03



\*La misura "k1" è per motori dotati di freno.  
Dimension "k1" is for motors with brake.  
Maße "k1" ist für Bremsenmotoren.

	132S	132M	160M	160L	180M	180L	200L	225S	225M	250M
k	981	981	1077	1077	1148	1148	1190	1217	1242	1346
k1	1111	1111	1257	1257	1318.5	1318.5	1376.5	1382	1407	1516.5
n	257	257	315	315	347	347	390	434	434	480
n1	179	179	219	219	234	234	275	285	285	322



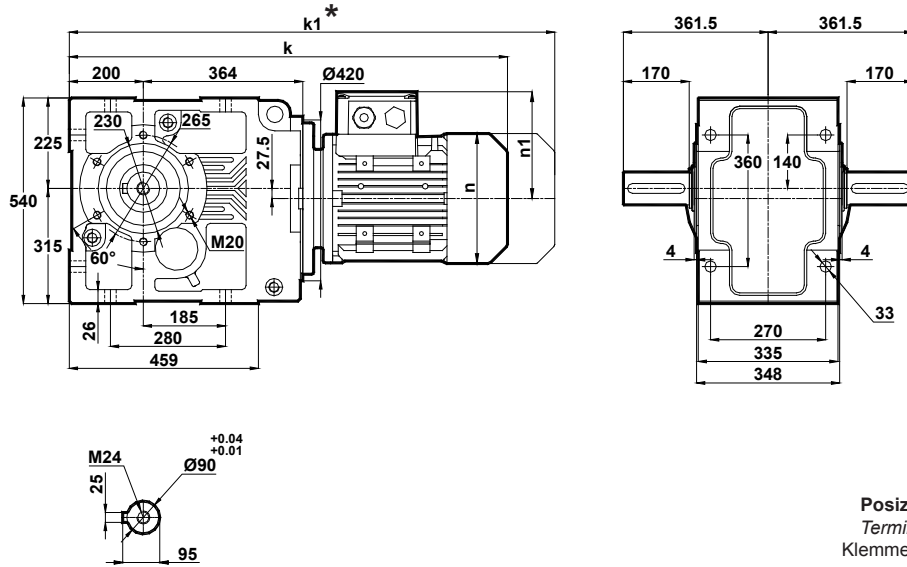
# Tabelle dimensionali

## Dimension Pages

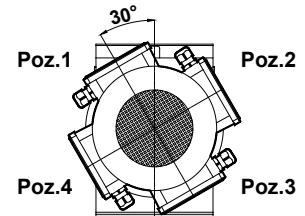
### Abmessungsseiten

Foro di centraggio filettato secondo DIN 332 foglio 2 / Tapped center hole to DIN 332, sheet 2 / Zentrierung mit gewinde DIN 332, Blatt 2

#### KR773.04



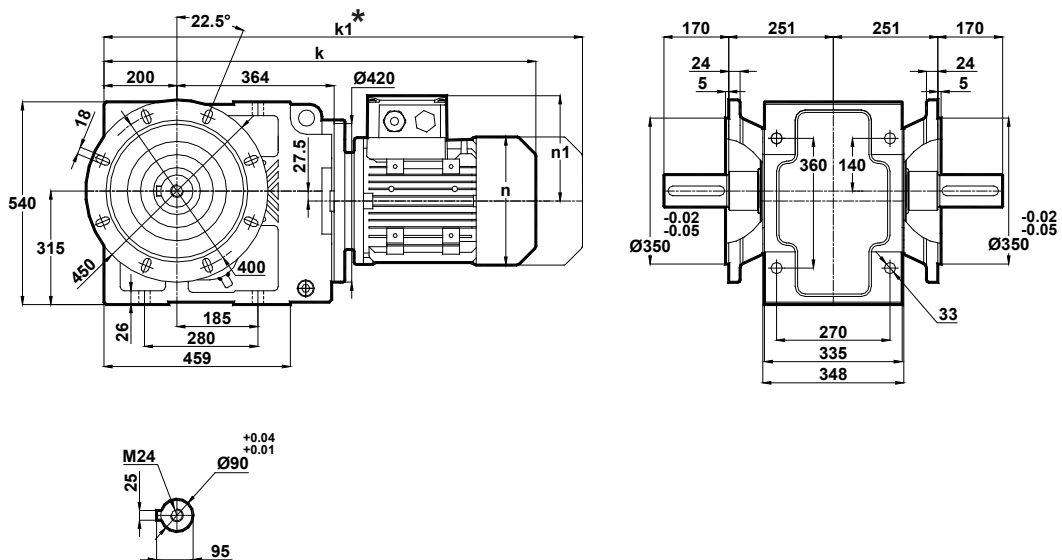
Posizioni morsetteria  
Terminal Box Positions  
Klemmenkasten Positionen



132-160-180-200-225-250  
Tip / Type / Typ


	132S	132M	160M	160L	180M	180L	200L	225S	225M	250M
k	981	981	1077	1077	1148	1148	1190	1217	1242	1346
k1	1111	1111	1257	1257	1318.5	1318.5	1376.5	1382	1407	1516.5
n	257	257	315	315	347	347	390	434	434	480
n1	179	179	219	219	234	234	275	285	285	322

#### KR773.05



\*La misura "k1" è per motori dotati di freno.  
Dimension "k1" is for motors with brake.  
Maße "k1" ist für Bremsenmotoren.

	132S	132M	160M	160L	180M	180L	200L	225S	225M	250M
k	981	981	1077	1077	1148	1148	1190	1217	1242	1346
k1	1111	1111	1257	1257	1318.5	1318.5	1376.5	1382	1407	1516.5
n	257	257	315	315	347	347	390	434	434	480
n1	179	179	219	219	234	234	275	285	285	322



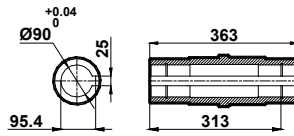
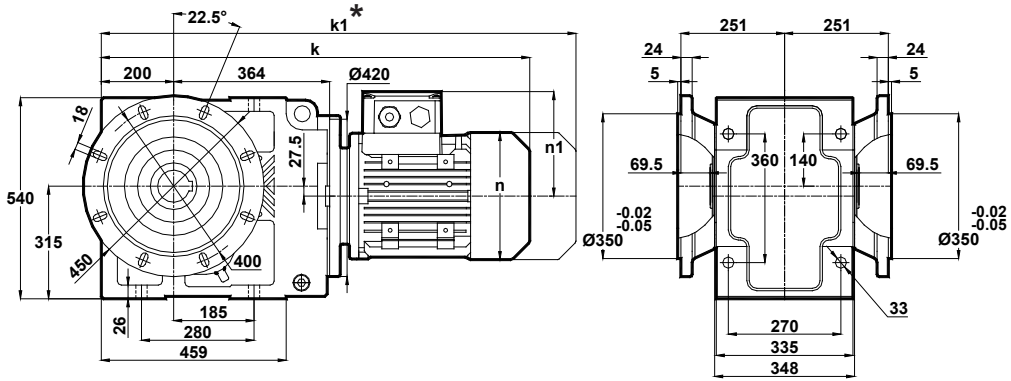
# Tabelle dimensionali

## Dimension Pages

### Abmessungsseiten

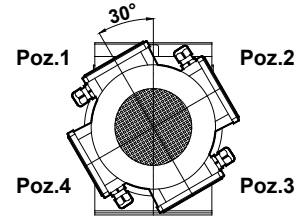
Foro di centraggio filettato secondo DIN 332 foglio 2 / Tapped center hole to DIN 332, sheet 2 / Zentrierung mit gewinde DIN 332, Blatt 2

KR773.08




Posizioni morsetteria  
Terminal Box Positions  
Klemmenkasten Positionen

	132S	132M	160M	160L	180M	180L	200L	225S	225M	250M
k	981	981	1077	1077	1148	1148	1190	1217	1242	1346
k1	1111	1111	1257	1257	1318.5	1318.5	1376.5	1382	1407	1516.5
n	257	257	315	315	347	347	390	434	434	480
n1	179	179	219	219	234	234	275	285	285	322



132-160-180-200-225-250  
Tip / Type / Typ

\*La misura "k1" è per motori dotati di freno.  
Dimension "k1" is for motors with brake.  
Maße "k1" ist für Bremsenmotoren.



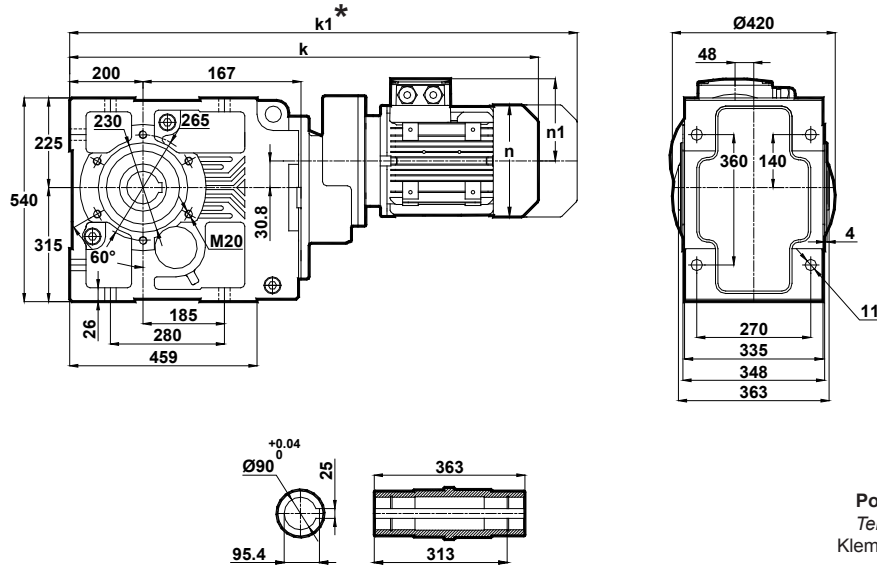
# Tabelle dimensionali

## Dimension Pages

### Abmessungsseiten

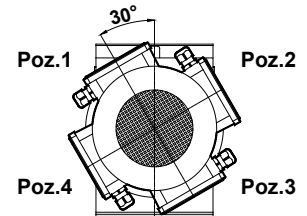
Foro di centraggio filettato secondo DIN 332 foglio 2 / Tapped center hole to DIN 332, sheet 2 / Zentrierung mit gewinde DIN 332, Blatt 2

#### KR774.00



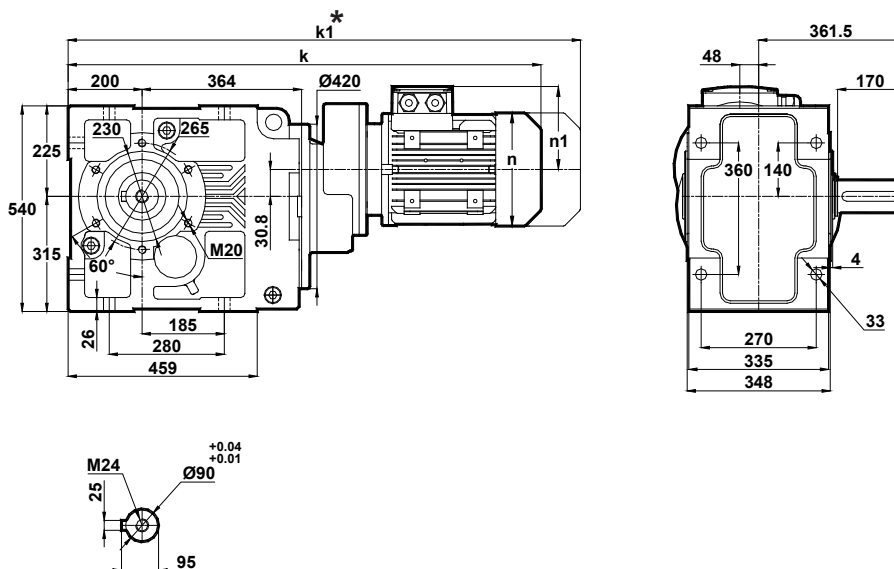
Posizioni morsetteria  
Terminal Box Positions  
Klemmenkasten Positionen

	90S	90L	100L	112M	132S	132M
k	946	946	990	1015	1100	1100
k1	1050.5	1050.5	1109.5	1119.5	1230	1230
n	176	176	193	215	257	257
n1	132	132	147	158	179	179



90-100-112-132  
Tip / Type / Typ

#### KR774.01



	90S	90L	100L	112M	132S	132M
k	946	946	990	1015	1100	1100
k1	1050.5	1050.5	1109.5	1119.5	1230	1230
n	176	176	193	215	257	257
n1	132	132	147	158	179	179

\*La misura "k1" è per motori dotati di freno.  
Dimension "k1" is for motors with brake.  
Maße "k1" ist für Bremsenmotoren.





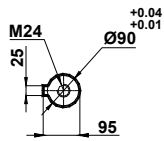
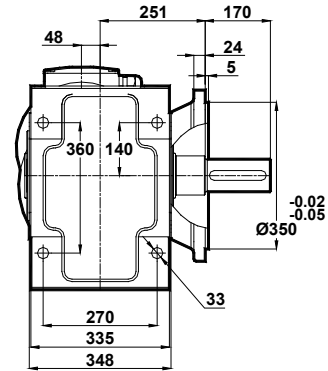
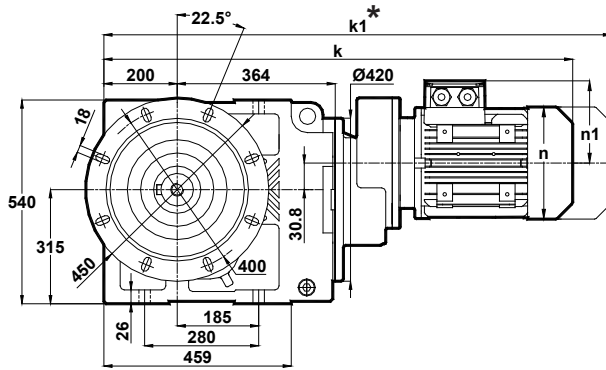
# Tabelle dimensionali

## Dimension Pages

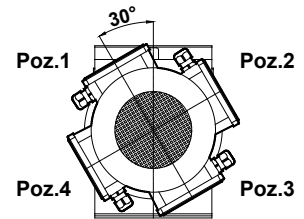
## Abmessungsseiten

Foro di centraggio filettato secondo DIN 332 foglio 2 / Tapped center hole to DIN 332, sheet 2 / Zentrierung mit gewinde DIN 332, Blatt 2

### KR774.02



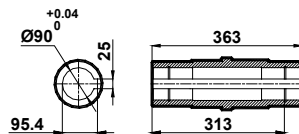
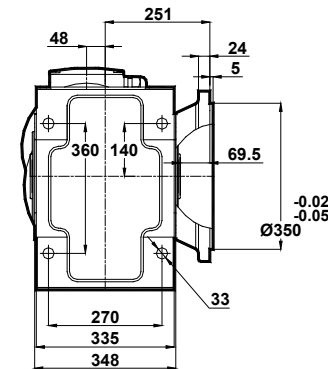
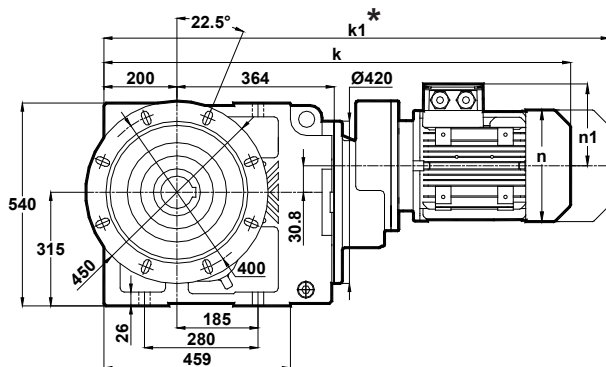
Posizioni morsetteria  
Terminal Box Positions  
Klemmenkasten Positionen



90-100-112-132  
Tip / Type / Typ


	90S	90L	100L	112M	132S	132M
k	946	946	990	1015	1100	1100
k1	1050.5	1050.5	1109.5	1119.5	1230	1230
n	176	176	193	215	257	257
n1	132	132	147	158	179	179

### KR774.03



	90S	90L	100L	112M	132S	132M
k	946	946	990	1015	1100	1100
k1	1050.5	1050.5	1109.5	1119.5	1230	1230
n	176	176	193	215	257	257
n1	132	132	147	158	179	179

\*La misura "k1" è per motori dotati di freno.  
Dimension "k1" is for motors with brake.  
Maße "k1" ist für Bremsenmotoren.



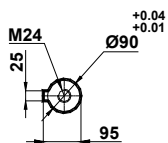
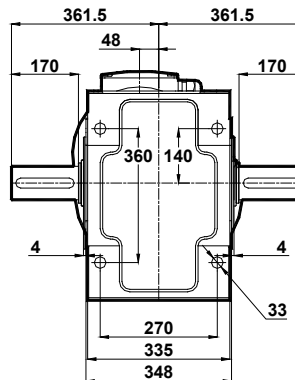
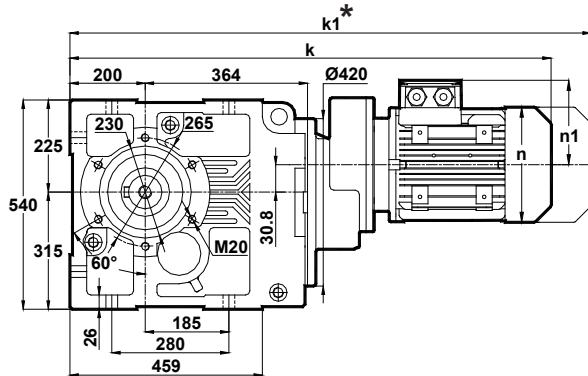
# Tabella dimensionali

## Dimension Pages

### Abmessungsseiten

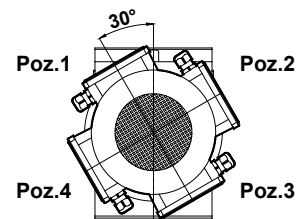
Foro di centraggio filettato secondo DIN 332 foglio 2 / Tapped center hole to DIN 332, sheet 2 / Zentrierung mit gewinde DIN 332, Blatt 2

#### KR774.04



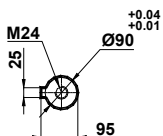
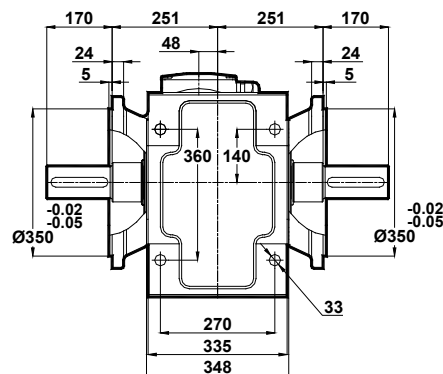
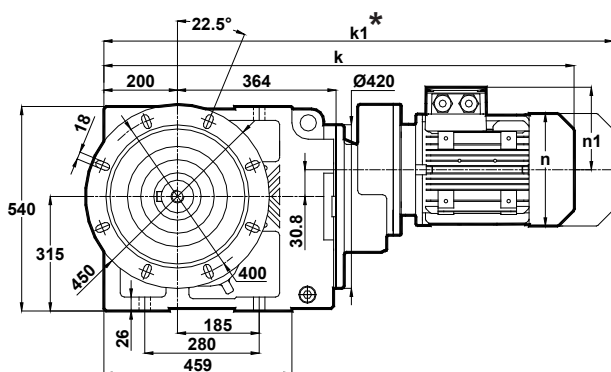
Posizioni morsettiere  
Terminal Box Positions  
Klemmenkasten Positionen

	90S	90L	100L	112M	132S	132M
k	946	946	990	1015	1100	1100
k1	1050.5	1050.5	1109.5	1119.5	1230	1230
n	176	176	193	215	257	257
n1	132	132	147	158	179	179



90-100-112-132  
Tip / Type / Typ

#### KR774.05



	90S	90L	100L	112M	132S	132M
k	946	946	990	1015	1100	1100
k1	1050.5	1050.5	1109.5	1119.5	1230	1230
n	176	176	193	215	257	257
n1	132	132	147	158	179	179

\*La misura "k1" è per motori dotati di freno.  
Dimension "k1" is for motors with brake.  
Maße "k1" ist für Bremsenmotoren.



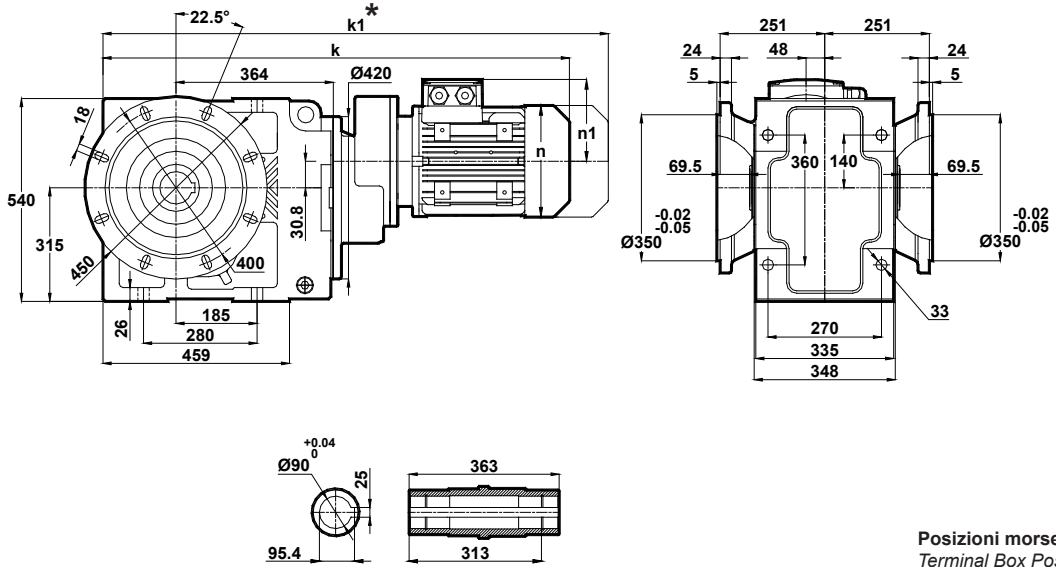
# Tabelle dimensionali

## Dimension Pages

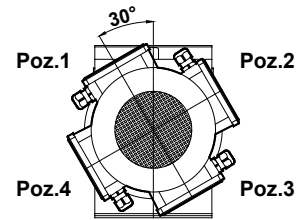
### Abmessungsseiten

Foro di centraggio filettato secondo DIN 332 foglio 2 / Tapped center hole to DIN 332, sheet 2 / Zentrierung mit gewinde DIN 332, Blatt 2

KR774.08



Posizioni morsettiera  
Terminal Box Positions  
Klemmenkasten Positionen



90-100-112-132  
Tip / Type / Typ

	90S	90L	100L	112M	132S	132M
k	946	946	990	1015	1100	1100
k1	1050.5	1050.5	1109.5	1119.5	1230	1230
n	176	176	193	215	257	257
n1	132	132	147	158	179	179

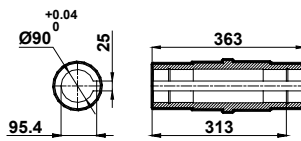
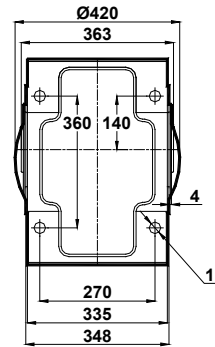
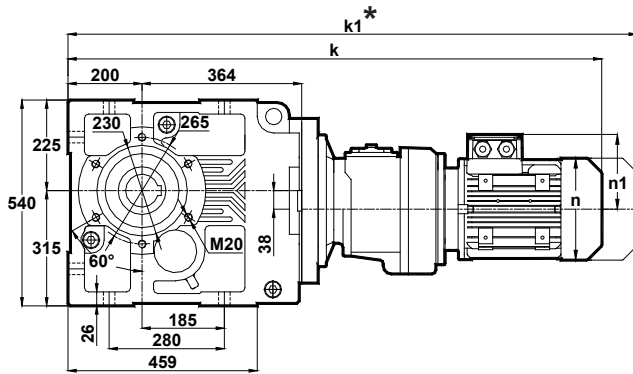
\*La misura "k1" è per motori dotati di freno.  
Dimension "k1" is for motors with brake.  
Maße "k1" ist für Bremsenmotoren.



# Tabelle dimensionali Dimension Pages Abmessungsseiten

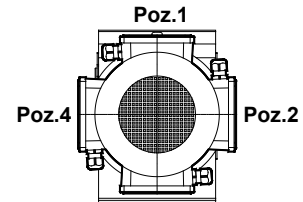
Foro di centraggio filettato secondo DIN 332 foglio 2 / Tapped center hole to DIN 332, sheet 2 / Zentrierung mit gewinde DIN 332, Blatt 2

KR775.00  
KR776.00



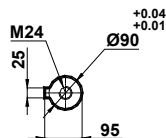
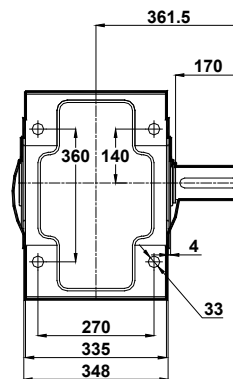
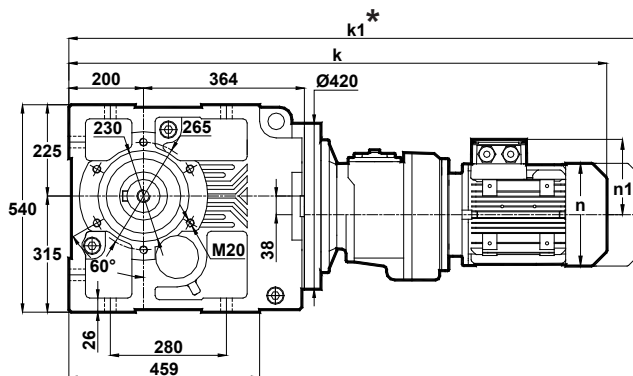
Posizioni morsetteria  
Terminal Box Positions  
Klemmenkasten Positionen

	71	80	90S	90L	100L
k	1019	1053	1092	1092	1140
k1	1110	1146	1196.5	1196.5	1259.5
n	137	155	176	176	193
n1	112	121	132	132	147



Poz.3  
71-80-90-100  
Tip / Type / Typ

KR775.01  
KR776.01



	71	80	90S	90L	100L
k	1019	1053	1092	1092	1140
k1	1110	1146	1196.5	1196.5	1259.5
n	137	155	176	176	193
n1	112	121	132	132	147

\*La misura "k1" è per motori dotati di freno.  
Dimension "k1" is for motors with brake.  
Maße "k1" ist für Bremsenmotoren.



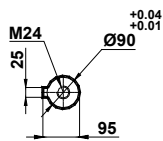
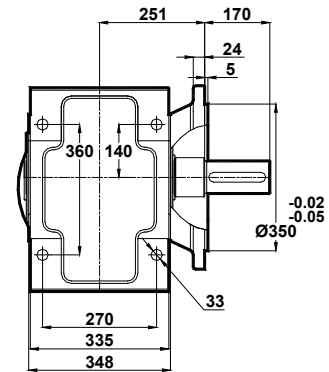
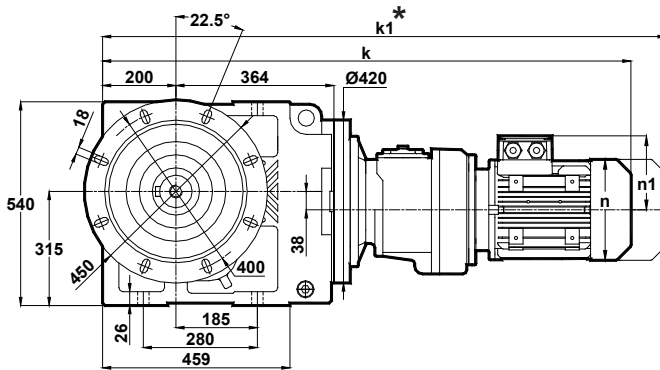
# Tabella dimensionali

## Dimension Pages

### Abmessungsseiten

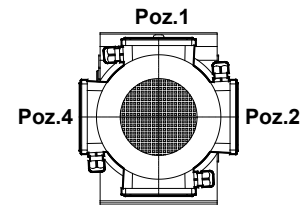
Foro di centraggio filettato secondo DIN 332 foglio 2 / Tapped center hole to DIN 332, sheet 2 / Zentrierung mit gewinde DIN 332, Blatt 2

KR775.02  
KR776.02



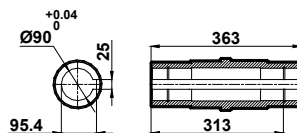
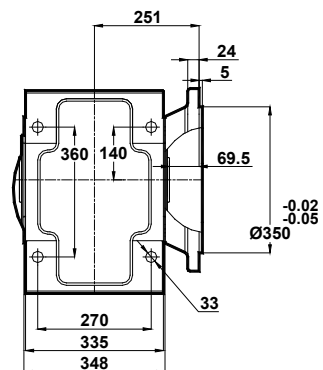
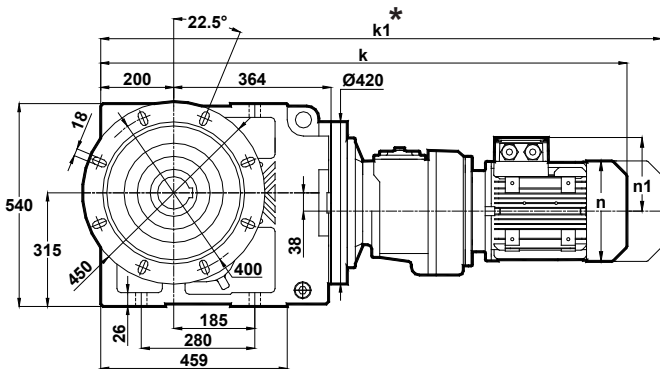
Posizioni morsetteria  
Terminal Box Positions  
Klemmenkasten Positionen

	71	80	90S	90L	100L
k	1019	1053	1092	1092	1140
k1	1110	1146	1196.5	1196.5	1259.5
n	137	155	176	176	193
n1	112	121	132	132	147



Poz.3  
71-80-90-100  
Tip / Type / Typ

KR775.03  
KR776.03



	71	80	90S	90L	100L
k	1019	1053	1092	1092	1140
k1	1110	1146	1196.5	1196.5	1259.5
n	137	155	176	176	193
n1	112	121	132	132	147

\*La misura "k1" è per motori dotati di freno.  
Dimension "k1" is for motors with brake.  
Maße "k1" ist für Bremsenmotoren.



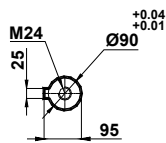
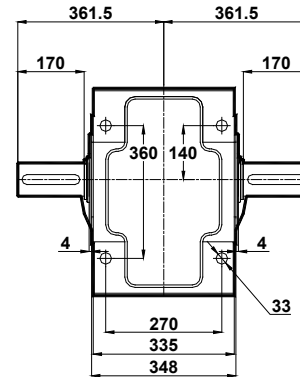
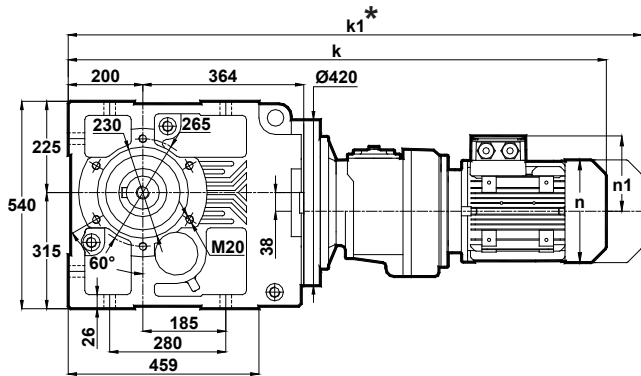
# Tabelle dimensionali

## Dimension Pages

### Abmessungsseiten

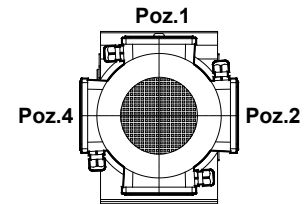
Foro di centraggio filettato secondo DIN 332 foglio 2 / Tapped center hole to DIN 332, sheet 2 / Zentrierung mit gewinde DIN 332, Blatt 2

KR775.04  
KR776.04



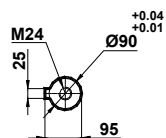
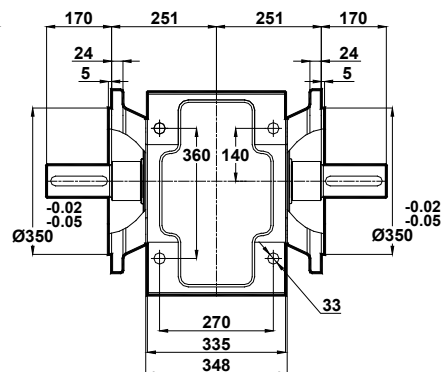
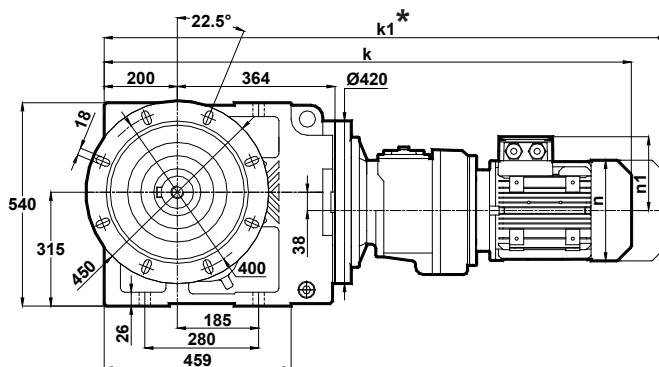
Posizioni morsettiera  
Terminal Box Positions  
Klemmenkasten Positionen

	71	80	90S	90L	100L
k	1019	1053	1092	1092	1140
k1	1110	1146	1196.5	1196.5	1259.5
n	137	155	176	176	193
n1	112	121	132	132	147




Poz.3  
71-80-90-100  
Tip / Type / Typ

KR775.05  
KR776.05



	71	80	90S	90L	100L
k	1019	1053	1092	1092	1140
k1	1110	1146	1196.5	1196.5	1259.5
n	137	155	176	176	193
n1	112	121	132	132	147

\*La misura "k1" è per motori dotati di freno.  
Dimension "k1" is for motors with brake.  
Maße "k1" ist für Bremsenmotoren.



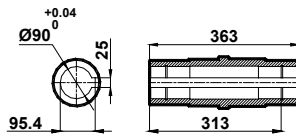
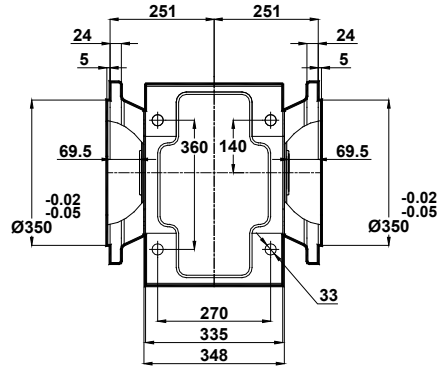
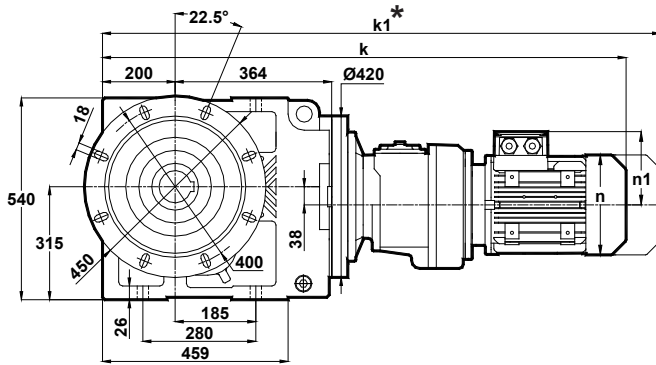
# Tabella dimensionali

## Dimension Pages

## Abmessungsseiten

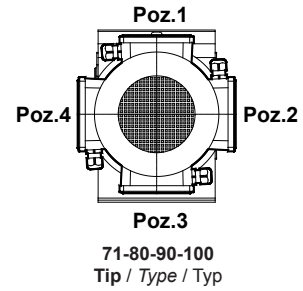
Foro di centraggio filettato secondo DIN 332 foglio 2 / Tapped center hole to DIN 332, sheet 2 / Zentrierung mit gewinde DIN 332, Blatt 2

KR775.08  
KR776.08




Posizioni morsetteria  
Terminal Box Positions  
Klemmenkasten Positionen

	71	80	90S	90L	100L
k	1019	1053	1092	1092	1140
k1	1110	1146	1196.5	1196.5	1259.5
n	137	155	176	176	193
n1	112	121	132	132	147



\*La misura "k1" è per motori dotati di freno.  
Dimension "k1" is for motors with brake.  
Maße "k1" ist für Bremsenmotoren.



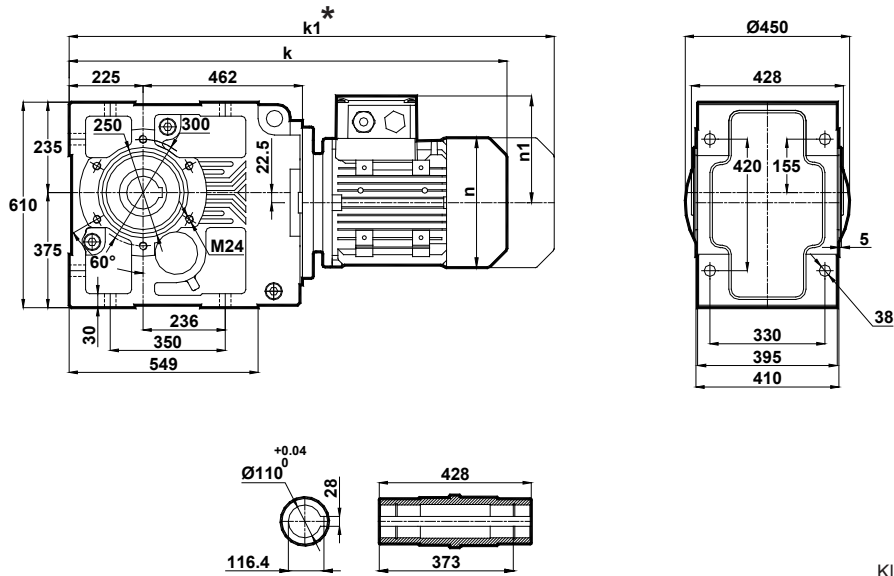
# Tabelle dimensionali

## Dimension Pages

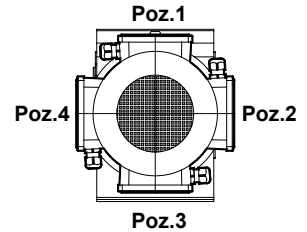
## Abmessungsseiten

Foro di centraggio filettato secondo DIN 332 foglio 2 / Tapped center hole to DIN 332, sheet 2 / Zentrierung mit gewinde DIN 332, Blatt 2

### KR873.00



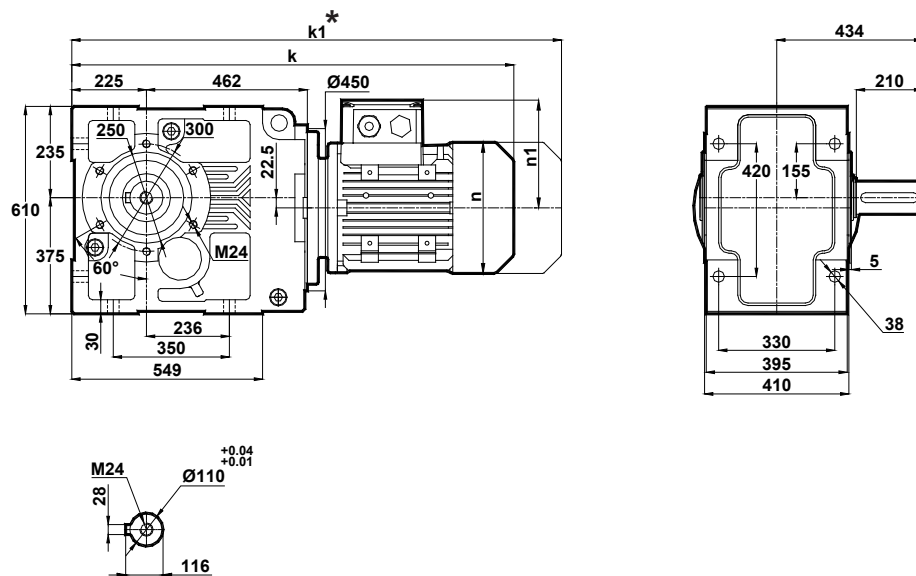
Posizioni morsetteria  
Terminal Box Positions  
Klemmenkasten Positionen



132-160-180-200-225-250-280  
Tip / Type / Typ

	160M	160L	180M	180L	200L	225S	225M	250M	280S	280M
k	1188	1188	1259	1259	1293	1309	1334	1437	1498	1498
k1	1368	1368	1429.5	1429.5	1479.5	1474	1499	1607.5	1671	1677
n	315	315	347	347	390	434	434	480	544	544
n1	219	219	234	234	275	285	285	322	350	350

### KR873.01



\*La misura "k1" è per motori dotati di freno.  
Dimension "k1" is for motors with brake.  
Maße "k1" ist für Bremsenmotoren.

	160M	160L	180M	180L	200L	225S	225M	250M	280S	280M
k	1188	1188	1259	1259	1293	1309	1334	1437	1498	1498
k1	1368	1368	1429.5	1429.5	1479.5	1474	1499	1607.5	1671	1677
n	315	315	347	347	390	434	434	480	544	544
n1	219	219	234	234	275	285	285	322	350	350





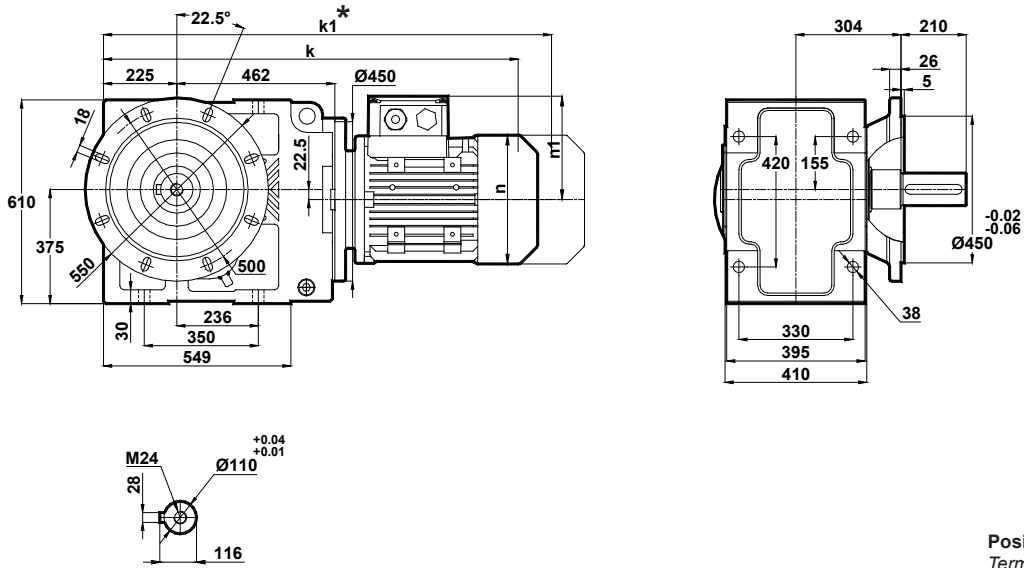
# Tabelle dimensionali

## Dimension Pages

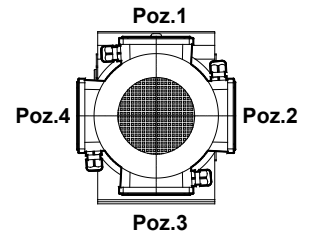
### Abmessungsseiten

Foro di centraggio filettato secondo DIN 332 foglio 2 / Tapped center hole to DIN 332, sheet 2 / Zentrierung mit gewinde DIN 332, Blatt 2

#### KR873.02



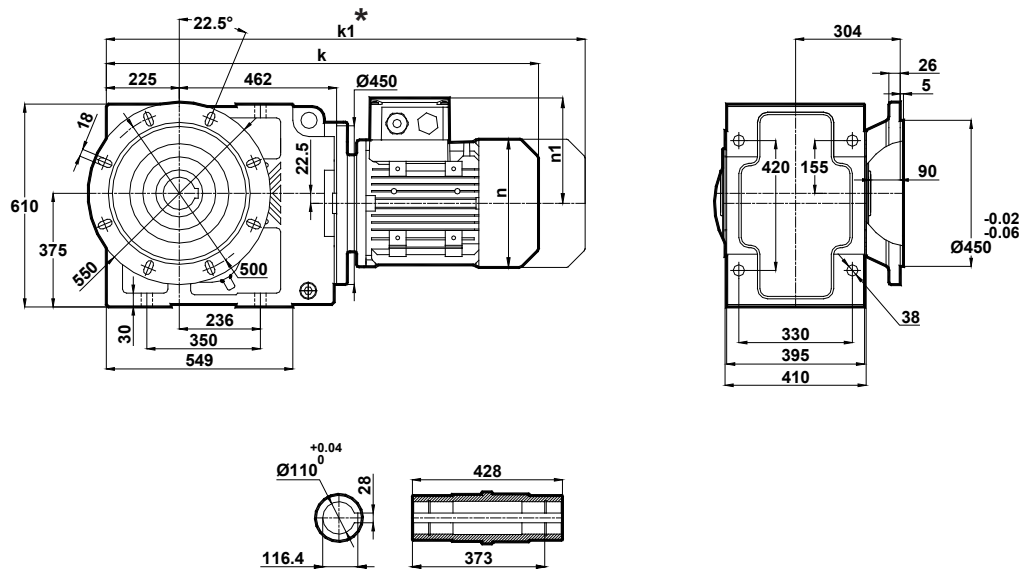
Posizioni morsetteria  
Terminal Box Positions  
Klemmenkasten Positionen



132-160-180-200-225-250-280  
Tip / Type / Typ

	160M	160L	180M	180L	200L	225S	225M	250M	280S	280M
k	1188	1188	1259	1259	1293	1309	1334	1437	1498	1498
k1	1368	1368	1429.5	1429.5	1479.5	1474	1499	1607.5	1671	1677
n	315	315	347	347	390	434	434	480	544	544
n1	219	219	234	234	275	285	285	322	350	350

#### KR873.03



\*La misura "k1" è per motori dotati di freno.  
Dimension "k1" is for motors with brake.  
Maße "k1" ist für Bremsenmotoren.

	160M	160L	180M	180L	200L	225S	225M	250M	280S	280M
k	1188	1188	1259	1259	1293	1309	1334	1437	1498	1498
k1	1368	1368	1429.5	1429.5	1479.5	1474	1499	1607.5	1671	1677
n	315	315	347	347	390	434	434	480	544	544
n1	219	219	234	234	275	285	285	322	350	350



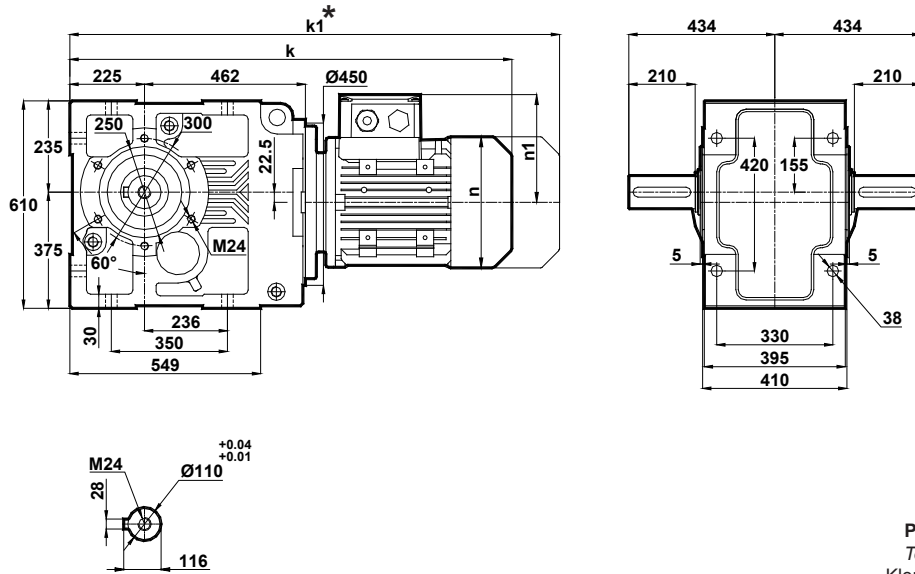
# Tabelle dimensionali

## Dimension Pages

### Abmessungsseiten

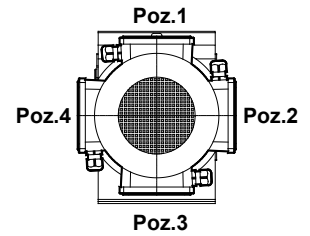
Foro di centraggio filettato secondo DIN 332 foglio 2 / Tapped center hole to DIN 332, sheet 2 / Zentrierung mit gewinde DIN 332, Blatt 2

#### KR873.04



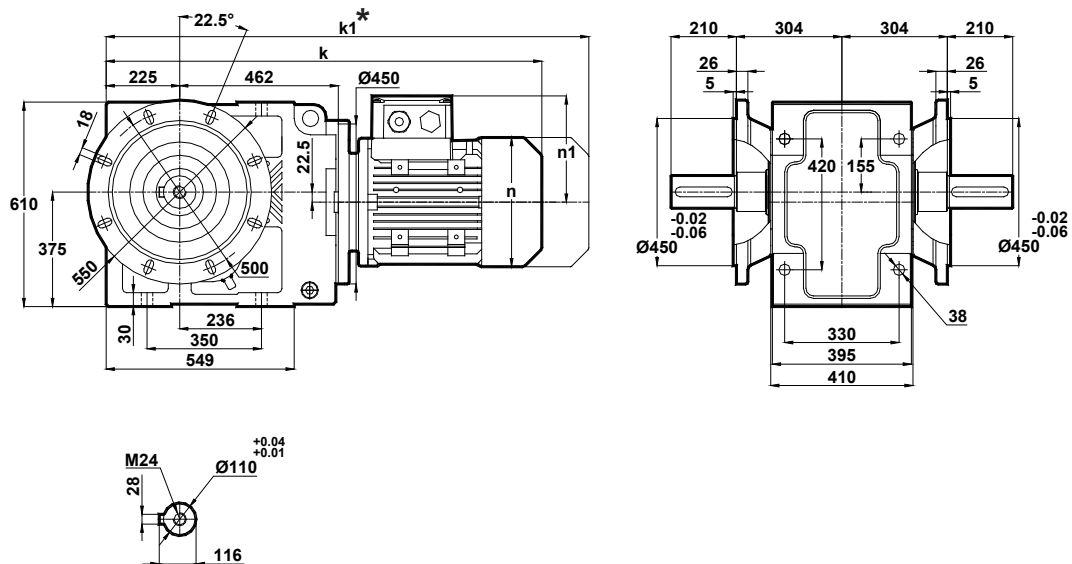
Posizioni morsetteria  
Terminal Box Positions  
Klemmenkasten Positionen

	160M	160L	180M	180L	200L	225S	225M	250M	280S	280M
k	1188	1188	1259	1259	1293	1309	1334	1437	1498	1498
k1	1368	1368	1429.5	1429.5	1479.5	1474	1499	1607.5	1671	1677
n	315	315	347	347	390	434	434	480	544	544
n1	219	219	234	234	275	285	285	322	350	350



132-160-180-200-225-250-280  
Tip / Type / Typ

#### KR873.05



\*La misura "k1" è per motori dotati di freno.  
Dimension "k1" is for motors with brake.  
Maße "k1" ist für Bremsenmotoren.

	160M	160L	180M	180L	200L	225S	225M	250M	280S	280M
k	1188	1188	1259	1259	1293	1309	1334	1437	1498	1498
k1	1368	1368	1429.5	1429.5	1479.5	1474	1499	1607.5	1671	1677
n	315	315	347	347	390	434	434	480	544	544
n1	219	219	234	234	275	285	285	322	350	350



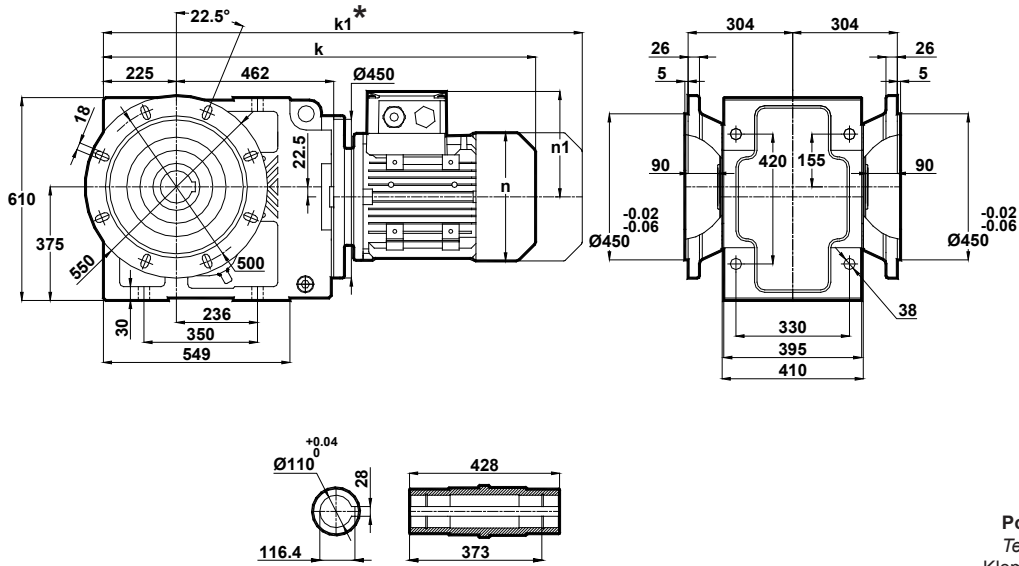
# Tabella dimensionali

## Dimension Pages

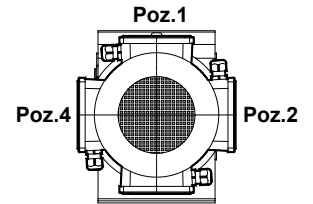
### Abmessungsseiten

Foro di centraggio filettato secondo DIN 332 foglio 2 / Tapped center hole to DIN 332, sheet 2 / Zentrierung mit gewinde DIN 332, Blatt 2

KR873.08




Posizioni morsettiera  
Terminal Box Positions  
Klemmenkasten Positionen



Poz.1  
Poz.2  
Poz.3  
Poz.4  
132-160-180-200-225-250-280  
Tip / Type / Typ

	160M	160L	180M	180L	200L	225S	225M	250M	280S	280M
k	1188	1188	1259	1259	1293	1309	1334	1437	1498	1498
k1	1368	1368	1429.5	1429.5	1479.5	1474	1499	1607.5	1671	1677
n	315	315	347	347	390	434	434	480	544	544
n1	219	219	234	234	275	285	285	322	350	350

\*La misura "k1" è per motori dotati di freno.  
Dimension "k1" is for motors with brake.  
Maße "k1" ist für Bremsenmotoren.



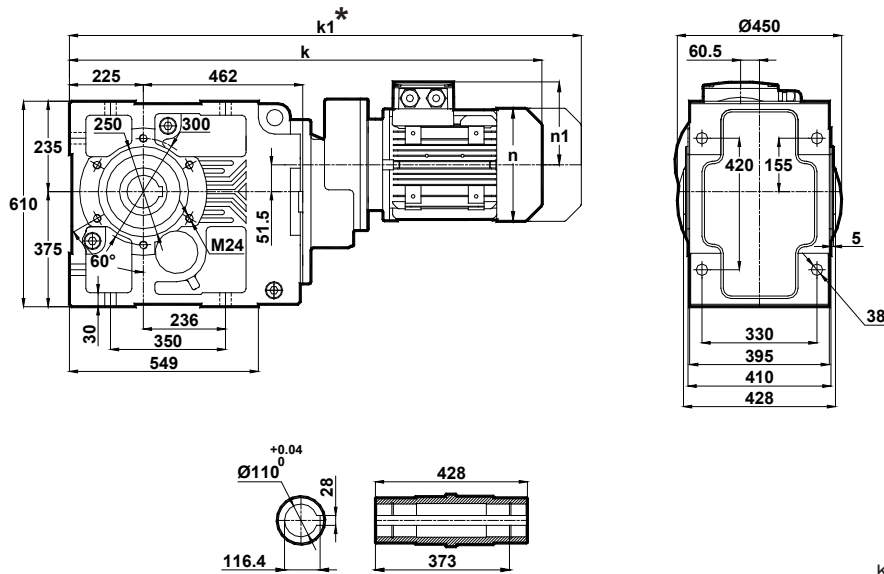
# Tabelle dimensionali

## Dimension Pages

### Abmessungsseiten

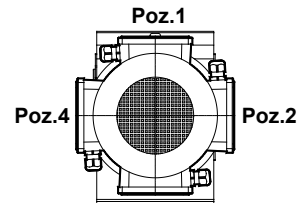
Foro di centraggio filettato secondo DIN 332 foglio 2 / Tapped center hole to DIN 332, sheet 2 / Zentrierung mit gewinde DIN 332, Blatt 2

#### KR874.00



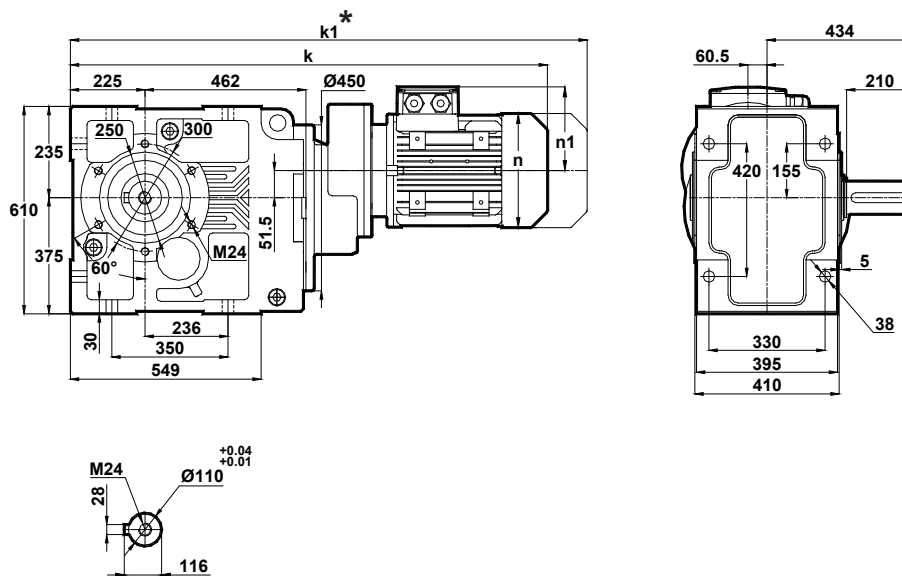
	100L	112M	132S	132M	160M	160L	180M
k	1123	1147	1234	1234	1330	1330	1401
k1	1242.5	1251.5	1364	1364	1510	1510	1571.5
n	193	215	257	257	315	315	347
n1	147	158	179	179	219	219	234

Posizioni morsetteria  
Terminal Box Positions  
Klemmenkasten Positionen



Poz.1  
100-112-132-160-180  
Tip / Type / Typ

#### KR874.01



	100L	112M	132S	132M	160M	160L	180M
k	1123	1147	1234	1234	1330	1330	1401
k1	1242.5	1251.5	1364	1364	1510	1510	1571.5
n	193	215	257	257	315	315	347
n1	147	158	179	179	219	219	234

\*La misura "k1" è per motori dotati di freno.  
Dimension "k1" is for motors with brake.  
Maße "k1" ist für Bremsenmotoren.



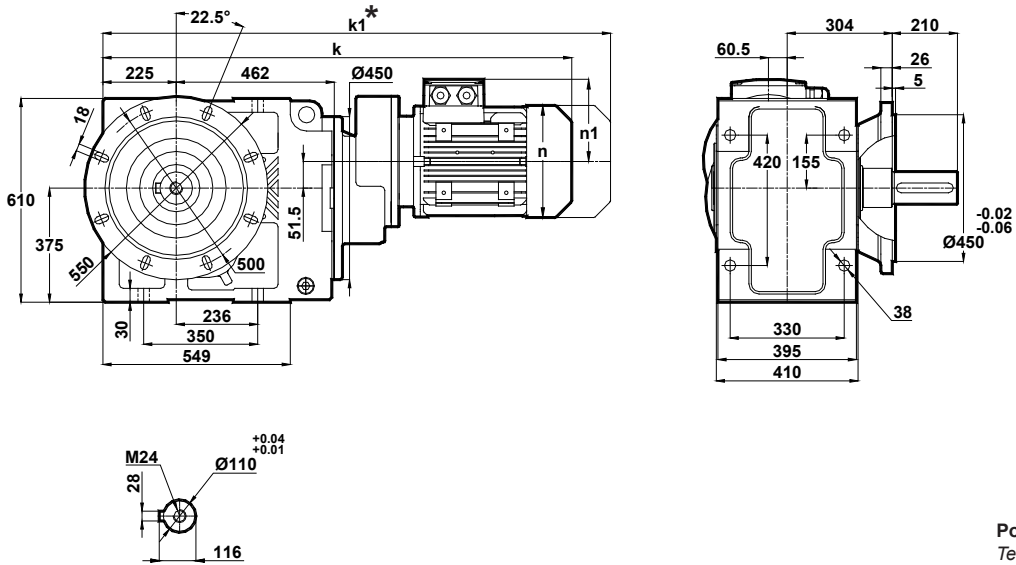
# Tabelle dimensionali

## Dimension Pages

## Abmessungsseiten

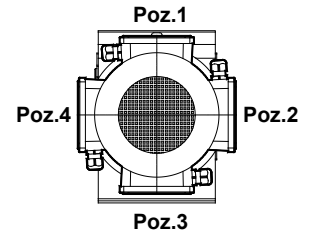
Foro di centraggio filettato secondo DIN 332 foglio 2 / Tapped center hole to DIN 332, sheet 2 / Zentrierung mit gewinde DIN 332, Blatt 2

### KR874.02



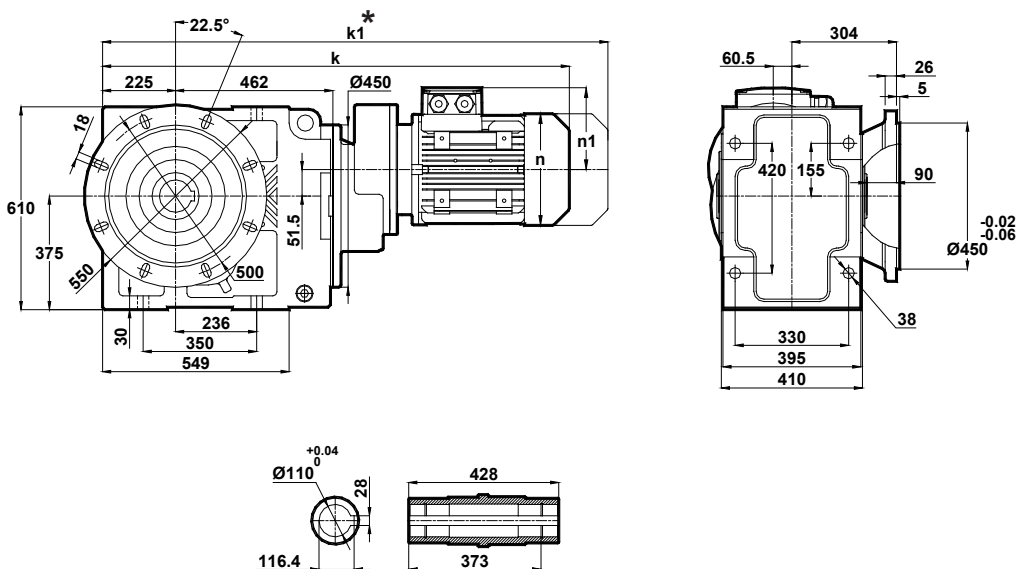
	100L	112M	132S	132M	160M	160L	180M
k	1123	1147	1234	1234	1330	1330	1401
k1	1242.5	1251.5	1364	1364	1510	1510	1571.5
n	193	215	257	257	315	315	347
n1	147	158	179	179	219	219	234

Posizioni morsetteria  
Terminal Box Positions  
Klemmenkasten Positionen




Poz.3  
100-112-132-160-180  
Tip / Type / Typ

### KR874.03



	100L	112M	132S	132M	160M	160L	180M
k	1123	1147	1234	1234	1330	1330	1401
k1	1242.5	1251.5	1364	1364	1510	1510	1571.5
n	193	215	257	257	315	315	347
n1	147	158	179	179	219	219	234

\*La misura "k1" è per motori dotati di freno.  
Dimension "k1" is for motors with brake.  
Maße "k1" ist für Bremsenmotoren.



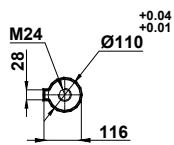
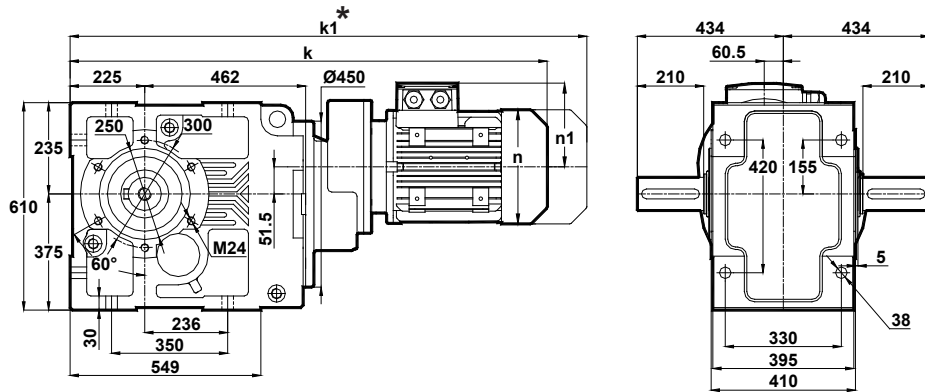
# Tabella dimensionali

## Dimension Pages

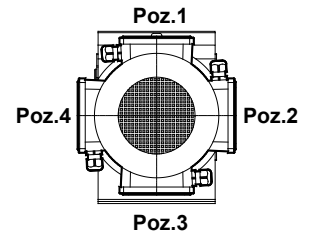
### Abmessungsseiten

Foro di centraggio filettato secondo DIN 332 foglio 2 / Tapped center hole to DIN 332, sheet 2 / Zentrierung mit gewinde DIN 332, Blatt 2

#### KR874.04



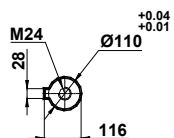
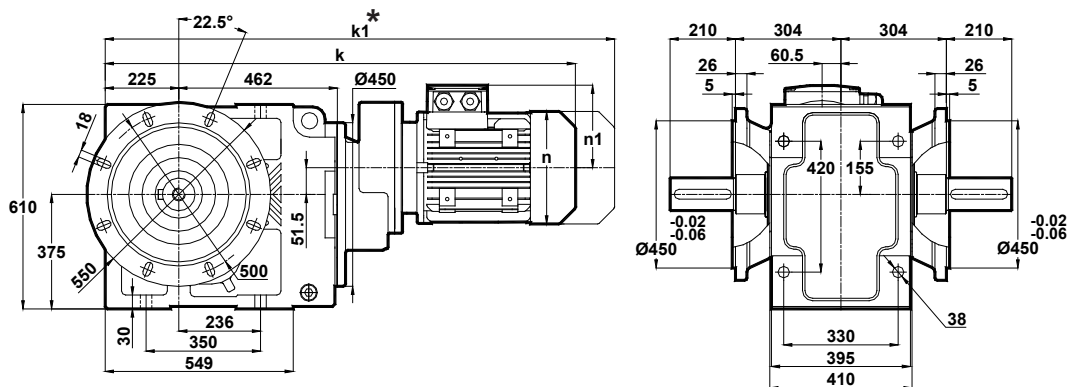
Posizioni morsetteria  
Terminal Box Positions  
Klemmenkasten Positionen



100-112-132-160-180  
Tip / Type / Typ

	100L	112M	132S	132M	160M	160L	180M
k	1123	1147	1234	1234	1330	1330	1401
k1	1242.5	1251.5	1364	1364	1510	1510	1571.5
n	193	215	257	257	315	315	347
n1	147	158	179	179	219	219	234

#### KR874.05



	100L	112M	132S	132M	160M	160L	180M
k	1123	1147	1234	1234	1330	1330	1401
k1	1242.5	1251.5	1364	1364	1510	1510	1571.5
n	193	215	257	257	315	315	347
n1	147	158	179	179	219	219	234

\*La misura "k1" è per motori dotati di freno.  
Dimension "k1" is for motors with brake.  
Maße "k1" ist für Bremsenmotoren.



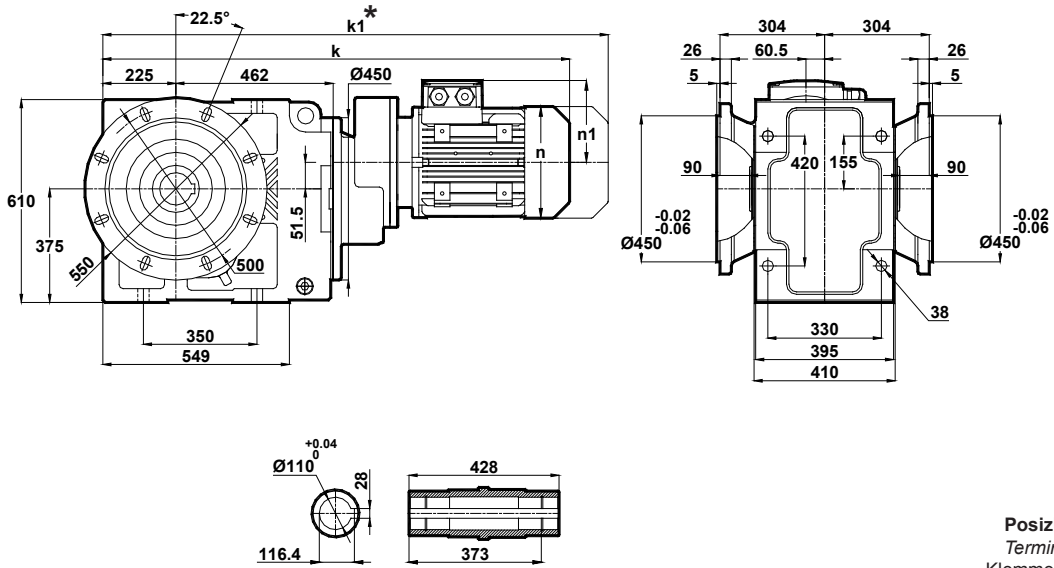
# Tabelle dimensionali

## Dimension Pages

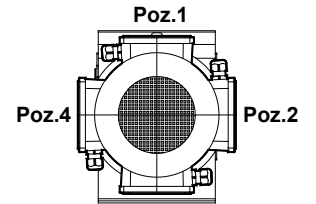
### Abmessungsseiten

Foro di centraggio filettato secondo DIN 332 foglio 2 / Tapped center hole to DIN 332, sheet 2 / Zentrierung mit gewinde DIN 332, Blatt 2

KR874.08



Posizioni morsetteria  
Terminal Box Positions  
Klemmenkasten Positionen




Poz.3

100-112-132-160-180  
Tip / Type / Typ

	100L	112M	132S	132M	160M	160L	180M
k	1123	1147	1234	1234	1330	1330	1401
k1	1242.5	1251.5	1364	1364	1510	1510	1571.5
n	193	215	257	257	315	315	347
n1	147	158	179	179	219	219	234

\*La misura "k1" è per motori dotati di freno.  
Dimension "k1" is for motors with brake.  
Maße "k1" ist für Bremsenmotoren.



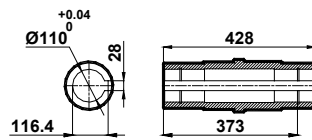
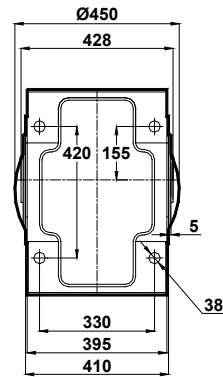
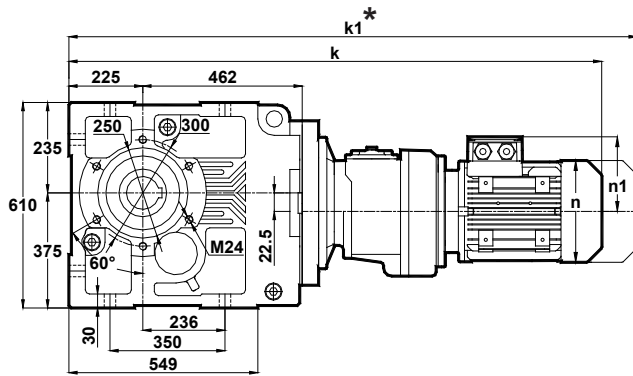
# Tabelle dimensionali

## Dimension Pages

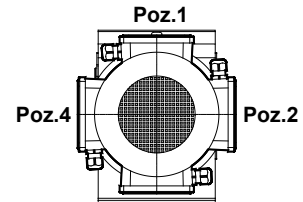
### Abmessungsseiten

Foro di centraggio filettato secondo DIN 332 foglio 2 / Tapped center hole to DIN 332, sheet 2 / Zentrierung mit gewinde DIN 332, Blatt 2

KR875.00  
KR876.00



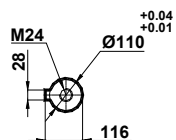
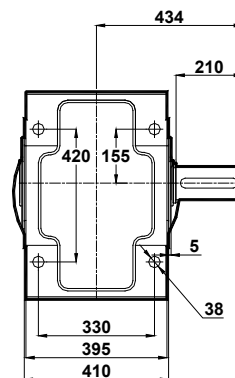
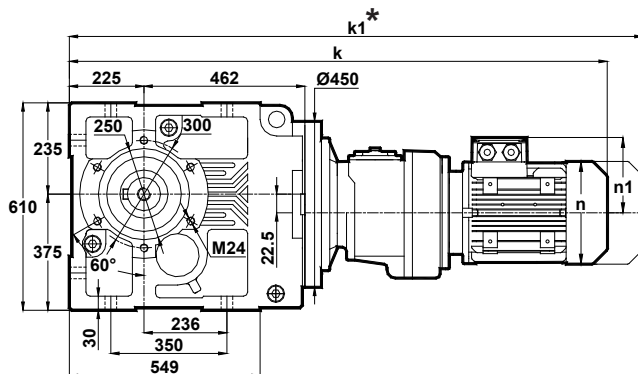
Posizioni morsettiera  
Terminal Box Positions  
Klemmenkasten Positionen



Poz.1  
Poz.2  
Poz.3  
Poz.4  
71-80-90-100-112-132  
Tip / Type / Typ

	71	80	90S	90L	100L	112M
k	1142	1176	1215	1215	1263	1287
k1	1233	1269	1319.5	1319.5	1382.5	1391.5
n	137	155	176	176	193	215
n1	112	121	132	132	147	158

KR875.01  
KR876.01



	71	80	90S	90L	100L	112M
k	1142	1176	1215	1215	1263	1287
k1	1233	1269	1319.5	1319.5	1382.5	1391.5
n	137	155	176	176	193	215
n1	112	121	132	132	147	158

\*La misura "k1" è per motori dotati di freno.  
Dimension "k1" is for motors with brake.  
Maße "k1" ist für Bremsenmotoren.





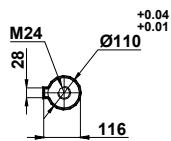
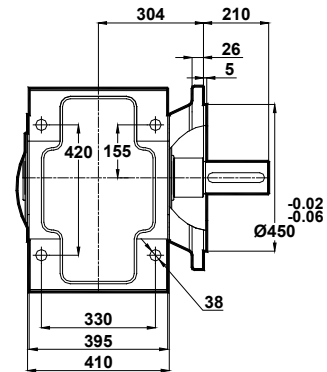
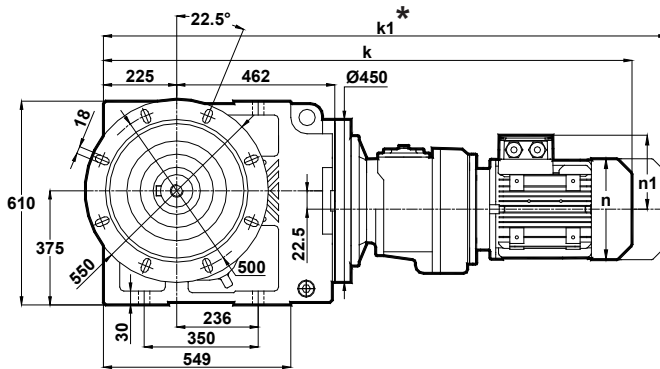
# Tabelle dimensionali

## Dimension Pages

### Abmessungsseiten

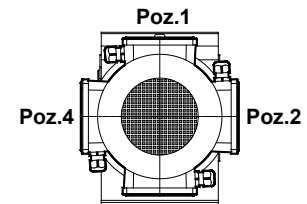
Foro di centraggio filettato secondo DIN 332 foglio 2 / Tapped center hole to DIN 332, sheet 2 / Zentrierung mit gewinde DIN 332, Blatt 2

KR875.02  
KR876.02



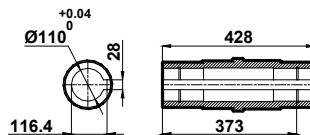
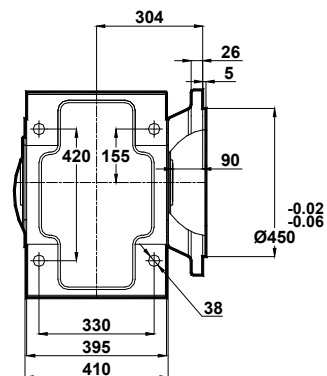
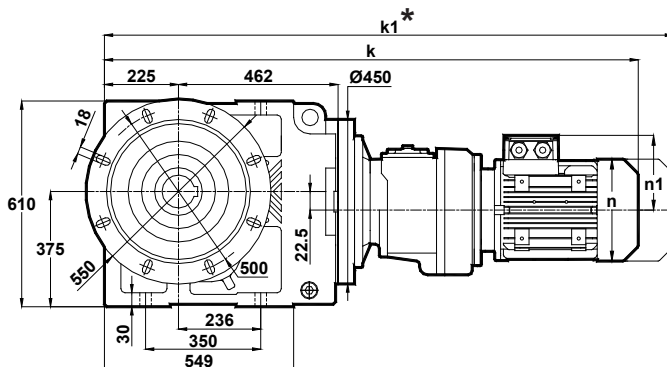
Posizioni morsettiera  
Terminal Box Positions  
Klemmenkasten Positionen

	71	80	90S	90L	100L	112M
k	1142	1176	1215	1215	1263	1287
k1	1233	1269	1319.5	1319.5	1382.5	1391.5
n	137	155	176	176	193	215
n1	112	121	132	132	147	158




Poz.1  
Poz.2  
Poz.3  
71-80-90-100-112-132  
Tip / Type / Typ

KR875.03  
KR876.03



	71	80	90S	90L	100L	112M
k	1142	1176	1215	1215	1263	1287
k1	1233	1269	1319.5	1319.5	1382.5	1391.5
n	137	155	176	176	193	215
n1	112	121	132	132	147	158

\*La misura "k1" è per motori dotati di freno.  
Dimension "k1" is for motors with brake.  
Maße "k1" ist für Bremsenmotoren.



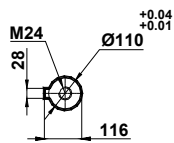
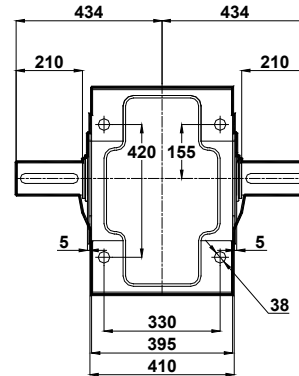
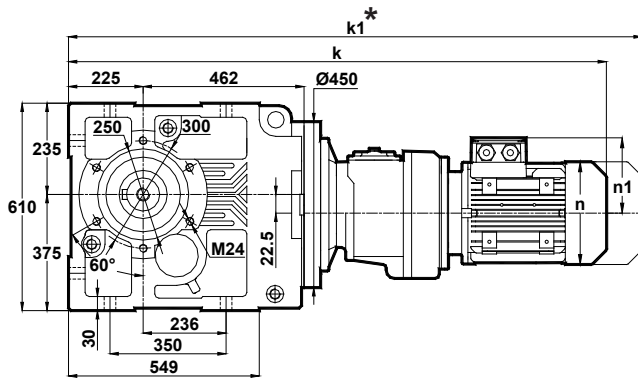
# Tabelle dimensionali

## Dimension Pages

### Abmessungsseiten

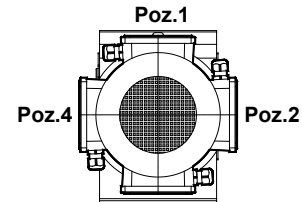
Foro di centraggio filettato secondo DIN 332 foglio 2 / Tapped center hole to DIN 332, sheet 2 / Zentrierung mit gewinde DIN 332, Blatt 2

KR875.04  
KR876.04



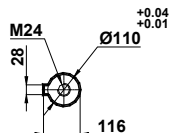
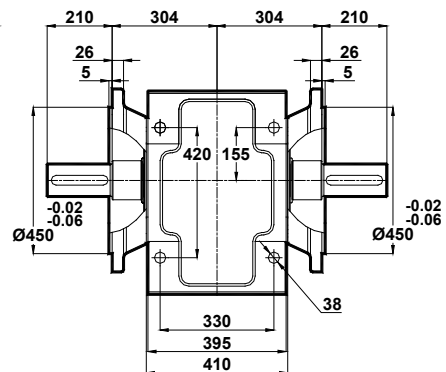
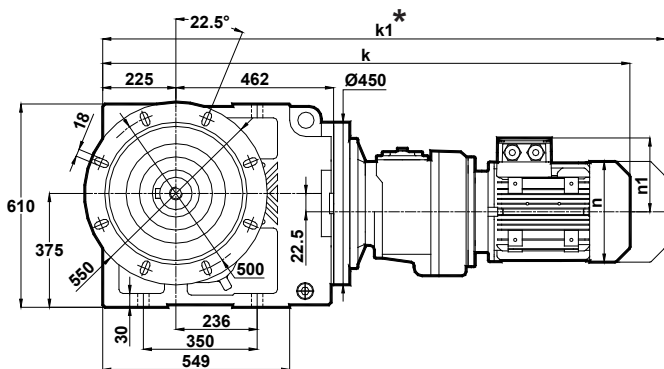
Posizioni morsetteria  
Terminal Box Positions  
Klemmenkasten Positionen

	71	80	90S	90L	100L	112M
k	1142	1176	1215	1215	1263	1287
k1	1233	1269	1319.5	1319.5	1382.5	1391.5
n	137	155	176	176	193	215
n1	112	121	132	132	147	158



Poz.3  
71-80-90-100-112-132  
Tip / Type / Typ

KR875.05  
KR876.05



	71	80	90S	90L	100L	112M
k	1142	1176	1215	1215	1263	1287
k1	1233	1269	1319.5	1319.5	1382.5	1391.5
n	137	155	176	176	193	215
n1	112	121	132	132	147	158

\*La misura "k1" è per motori dotati di freno.  
Dimension "k1" is for motors with brake.  
Maße "k1" ist für Bremsenmotoren.



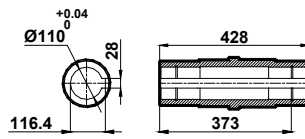
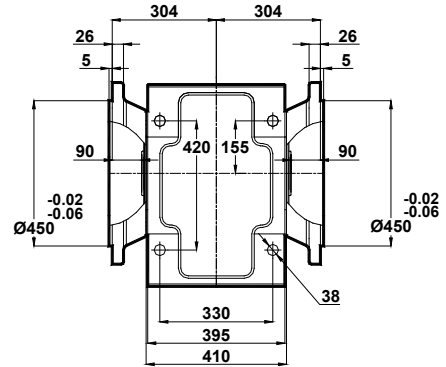
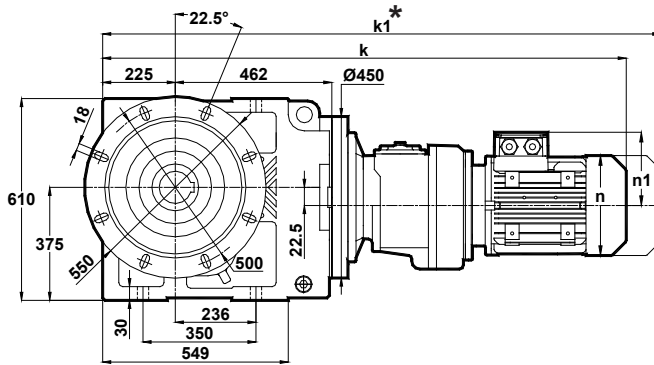
# Tabelle dimensionali

## Dimension Pages

## Abmessungsseiten

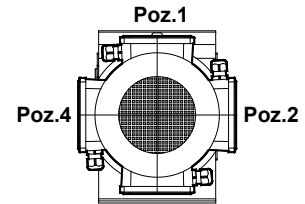
Foro di centraggio filettato secondo DIN 332 foglio 2 / Tapped center hole to DIN 332, sheet 2 / Zentrierung mit gewinde DIN 332, Blatt 2

KR875.08  
KR876.08




Posizioni morsetteria  
Terminal Box Positions  
Klemmenkasten Positionen

	71	80	90S	90L	100L	112M
k	1142	1176	1215	1215	1263	1287
k1	1233	1269	1319.5	1319.5	1382.5	1391.5
n	137	155	176	176	193	215
n1	112	121	132	132	147	158



Poz.3  
71-80-90-100-112-132  
Tip / Type / Typ

\*La misura "k1" è per motori dotati di freno.  
Dimension "k1" is for motors with brake.  
Maße "k1" ist für Bremsenmotoren.



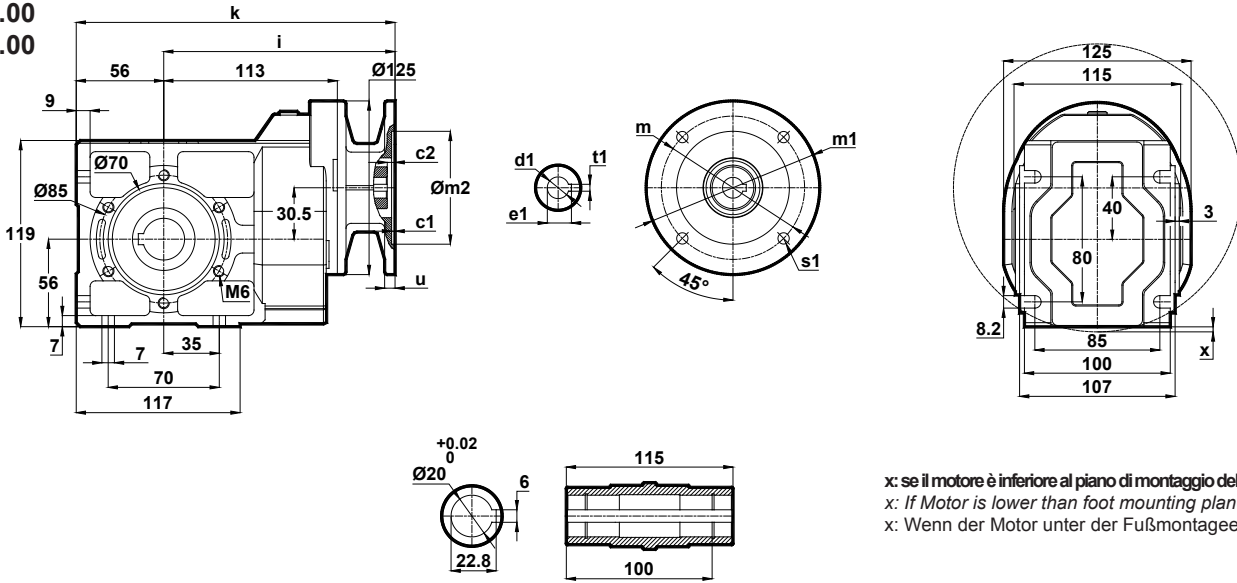
# Tabella dimensionali

## Dimension Pages

## Abmessungsseiten

Foro di centraggio filettato secondo DIN 332 foglio 2 / Tapped center hole to DIN 332, sheet 2 / Zentrierung mit gewinde DIN 332, Blatt 2

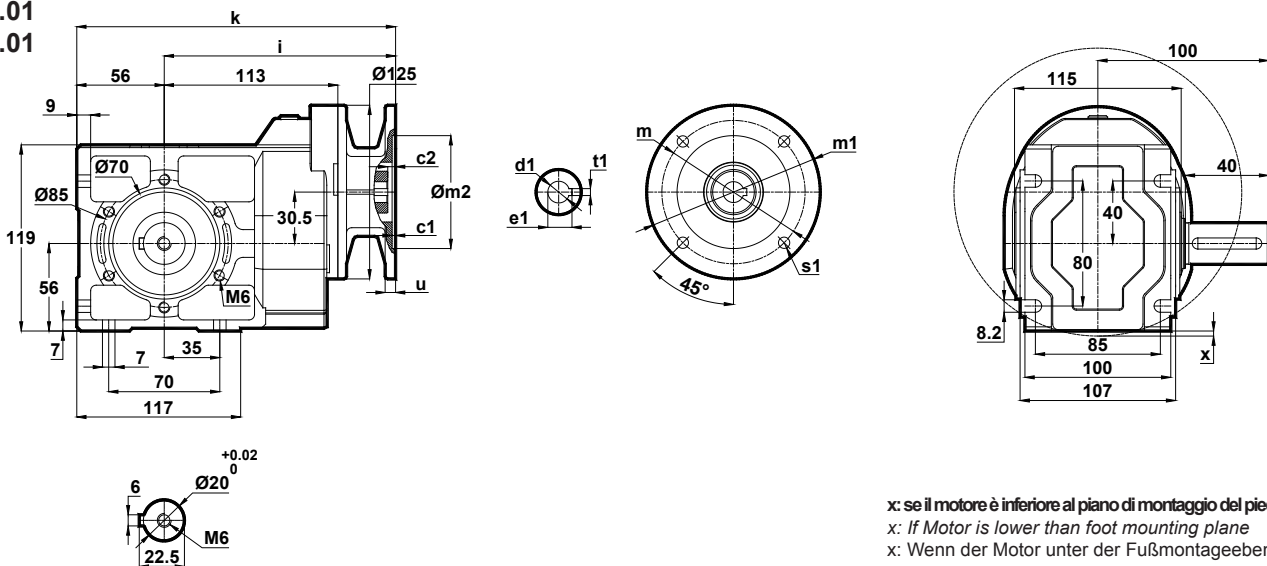
KN002.00  
KN003.00



x: se il motore è inferiore al piano di montaggio del piede  
x: If Motor is lower than foot mounting plane  
x: Wenn der Motor unter der Fußmontageebene ist

	c1	c2	s1	m	m1	m2	i	u	k	d1	t1	e1	x
63/B5	3.5	5	10	115	140	95	156	10	212	11	4	12.8	-
63/B14	2.5	5	5.5	75	90	60	60	156	10	11	4	12.8	-
71/B5	4	4.5	11	130	160	110	158	12	214	14	5	16.3	-
71/B14	3	4.5	7	85	105	70	70	158	10	14	5	16.3	-
80/B5	4	5	12	165	200	130	173	12	229	19	6	21.8	13.5
80/B14	4	5	7	100	120	80	80	173	12	19	6	21.8	-
90/B5	4	5	12	165	200	130	173	12	229	24	8	27.3	13.5
90/B14	4	5	9	115	140	95	95	173	12	24	8	27.3	-

KN002.01  
KN003.01



x: se il motore è inferiore al piano di montaggio del piede  
x: If Motor is lower than foot mounting plane  
x: Wenn der Motor unter der Fußmontageebene ist

	c1	c2	s1	m	m1	m2	i	u	k	d1	t1	e1	x
63/B5	3.5	5	10	115	140	95	156	10	212	11	4	12.8	-
63/B14	2.5	5	5.5	75	90	60	60	156	10	11	4	12.8	-
71/B5	4	4.5	11	130	160	110	158	12	214	14	5	16.3	-
71/B14	3	4.5	7	85	105	70	70	158	10	14	5	16.3	-
80/B5	4	5	12	165	200	130	173	12	229	19	6	21.8	13.5
80/B14	4	5	7	100	120	80	80	173	12	19	6	21.8	-
90/B5	4	5	12	165	200	130	173	12	229	24	8	27.3	13.5
90/B14	4	5	9	115	140	95	95	173	12	24	8	27.3	-



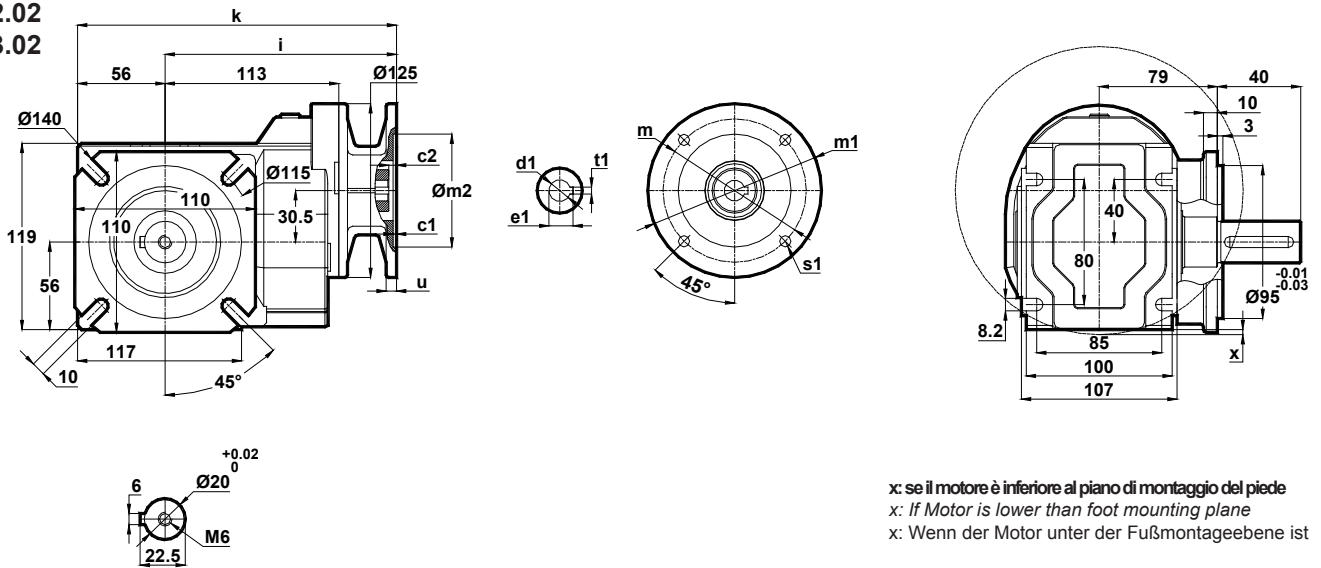
# Tabelle dimensionali

## Dimension Pages

### Abmessungsseiten

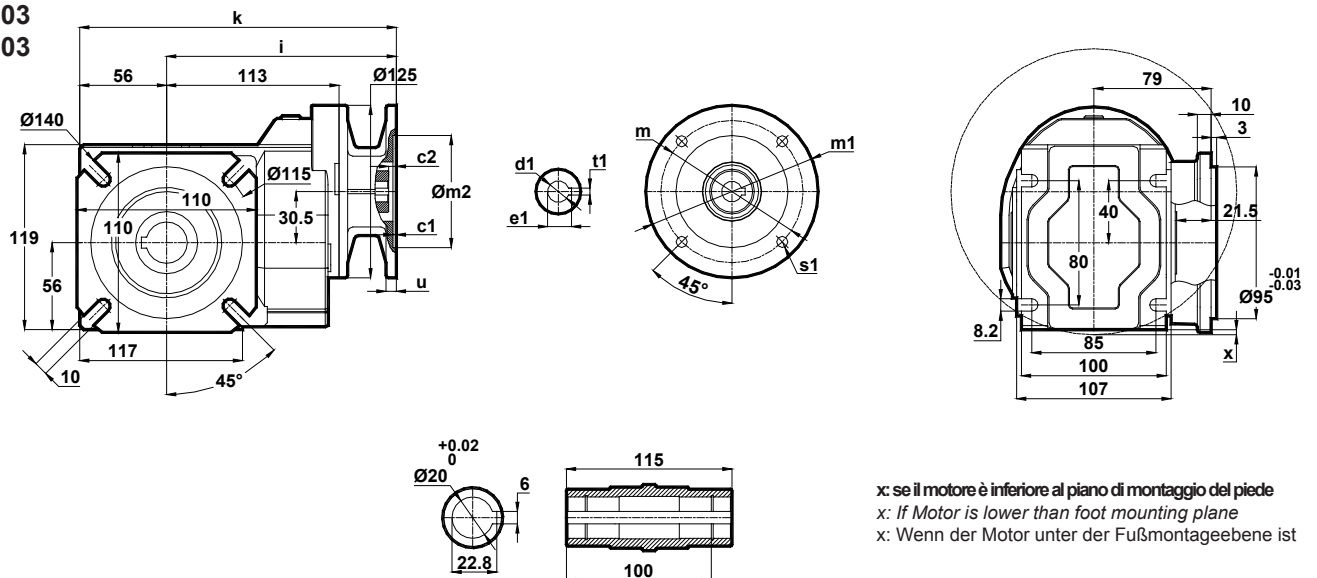
Foro di centraggio filettato secondo DIN 332 foglio 2 / Tapped center hole to DIN 332, sheet 2 / Zentrierung mit gewinde DIN 332, Blatt 2

KN002.02  
KN003.02



	c1	c2	s1	m	m1	m2	i	u	k	d1	t1	e1	x
63/B5	3.5	5	10	115	140	95	156	10	212	11	4	12.8	-
63/B14	2.5	5	5.5	75	90	60	156	10	212	11	4	12.8	-
71/B5	4	4.5	11	130	160	110	158	12	214	14	5	16.3	-
71/B14	3	4.5	7	85	105	70	158	10	214	14	5	16.3	-
80/B5	4	5	12	165	200	130	173	12	229	19	6	21.8	13.5
80/B14	4	5	7	100	120	80	173	12	229	19	6	21.8	-
90/B5	4	5	12	165	200	130	173	12	229	24	8	27.3	13.5
90/B14	4	5	9	115	140	95	173	12	229	24	8	27.3	-

KN002.03  
KN003.03



	c1	c2	s1	m	m1	m2	i	u	k	d1	t1	e1	x
63/B5	3.5	5	10	115	140	95	156	10	212	11	4	12.8	-
63/B14	2.5	5	5.5	75	90	60	156	10	212	11	4	12.8	-
71/B5	4	4.5	11	130	160	110	158	12	214	14	5	16.3	-
71/B14	3	4.5	7	85	105	70	158	10	214	14	5	16.3	-
80/B5	4	5	12	165	200	130	173	12	229	19	6	21.8	13.5
80/B14	4	5	7	100	120	80	173	12	229	19	6	21.8	-
90/B5	4	5	12	165	200	130	173	12	229	24	8	27.3	13.5
90/B14	4	5	9	115	140	95	173	12	229	24	8	27.3	-



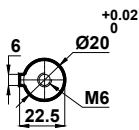
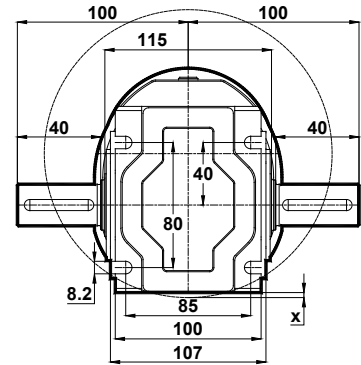
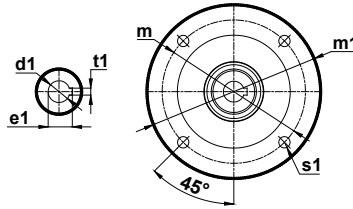
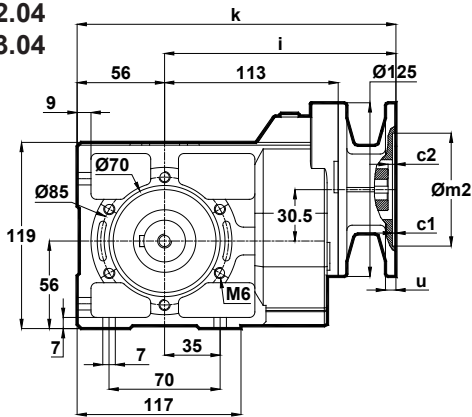
# Tabella dimensionali

## Dimension Pages

## Abmessungsseiten

Foro di centraggio filettato secondo DIN 332 foglio 2 / Tapped center hole to DIN 332, sheet 2 / Zentrierung mit gewinde DIN 332, Blatt 2

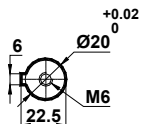
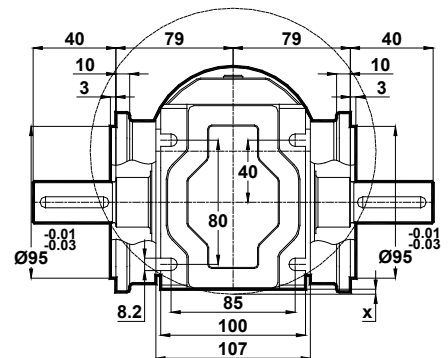
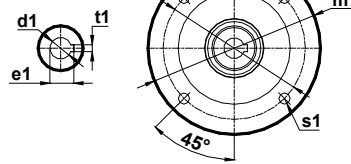
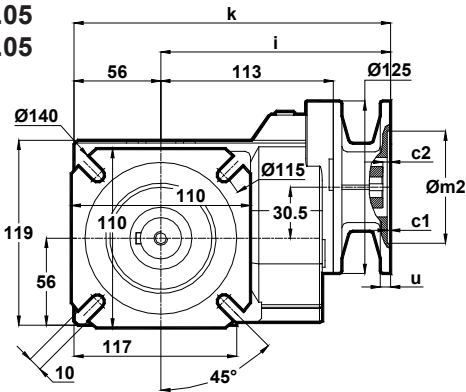
KN002.04  
KN003.04



x: se il motore è inferiore al piano di montaggio del piede  
x: If Motor is lower than foot mounting plane  
x: Wenn der Motor unter der Fußmontageebene ist


	c1	c2	s1	m	m1	m2	i	u	k	d1	t1	e1	x
63/B5	3.5	5	10	115	140	95	156	10	212	11	4	12.8	-
63/B14	2.5	5	5.5	75	90	60	60	10	212	11	4	12.8	-
71/B5	4	4.5	11	130	160	110	158	12	214	14	5	16.3	-
71/B14	3	4.5	7	85	105	70	70	10	214	14	5	16.3	-
80/B5	4	5	12	165	200	130	173	12	229	19	6	21.8	13.5
80/B14	4	5	7	100	120	80	80	12	229	19	6	21.8	-
90/B5	4	5	12	165	200	130	173	12	229	24	8	27.3	13.5
90/B14	4	5	9	115	140	95	95	12	229	24	8	27.3	-

KN002.05  
KN003.05



x: se il motore è inferiore al piano di montaggio del piede  
x: If Motor is lower than foot mounting plane  
x: Wenn der Motor unter der Fußmontageebene ist

	c1	c2	s1	m	m1	m2	i	u	k	d1	t1	e1	x
63/B5	3.5	5	10	115	140	95	156	10	212	11	4	12.8	-
63/B14	2.5	5	5.5	75	90	60	60	10	212	11	4	12.8	-
71/B5	4	4.5	11	130	160	110	158	12	214	14	5	16.3	-
71/B14	3	4.5	7	85	105	70	70	10	214	14	5	16.3	-
80/B5	4	5	12	165	200	130	173	12	229	19	6	21.8	13.5
80/B14	4	5	7	100	120	80	80	12	229	19	6	21.8	-
90/B5	4	5	12	165	200	130	173	12	229	24	8	27.3	13.5
90/B14	4	5	9	115	140	95	95	12	229	24	8	27.3	-



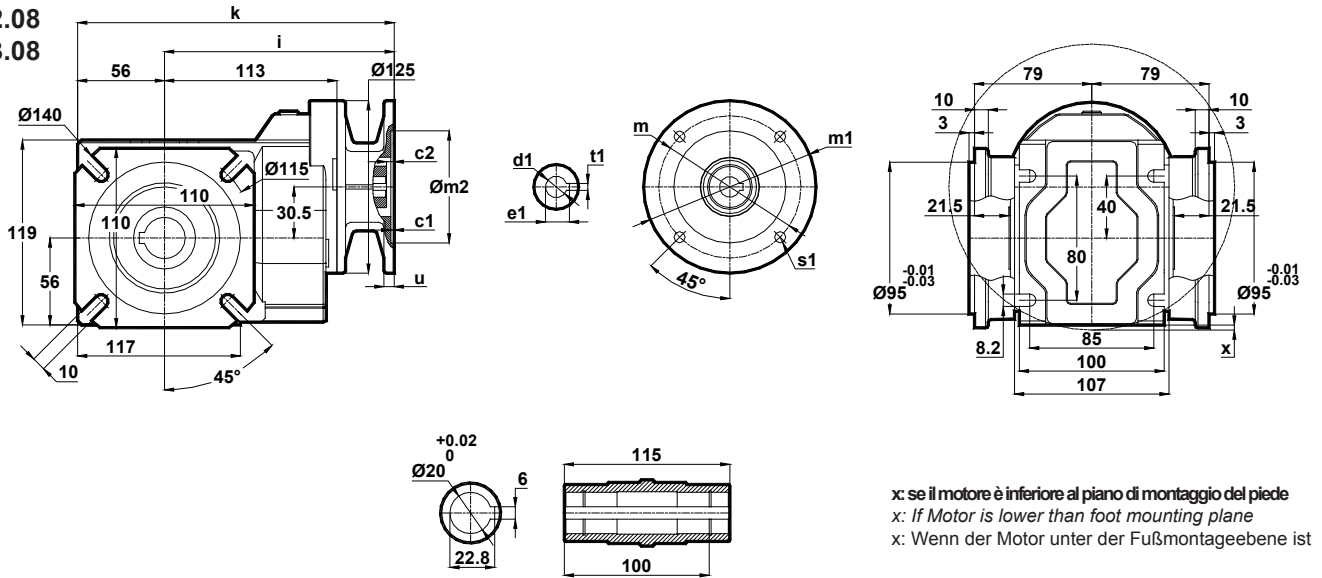
# Tabella dimensionali

## Dimension Pages


### Abmessungsseiten

Foro di centraggio filettato secondo DIN 332 foglio 2 / Tapped center hole to DIN 332, sheet 2 / Zentrierung mit gewinde DIN 332, Blatt 2

KN002.08  
KN003.08



	c1	c2	s1	m	m1	m2	i	u	k	d1	t1	e1	x
63/B5	3.5	5	10	115	140	95	156	10	212	11	4	12.8	-
63/B14	2.5	5	5.5	75	90	60	60	156	10	212	11	4	-
71/B5	4	4.5	11	130	160	110	158	12	214	14	5	16.3	-
71/B14	3	4.5	7	85	105	70	70	10	214	14	5	16.3	-
80/B5	4	5	12	165	200	130	173	12	229	19	6	21.8	13.5
80/B14	4	5	7	100	120	80	80	12	229	19	6	21.8	-
90/B5	4	5	12	165	200	130	173	12	229	24	8	27.3	13.5
90/B14	4	5	9	115	140	95	95	12	229	24	8	27.3	-



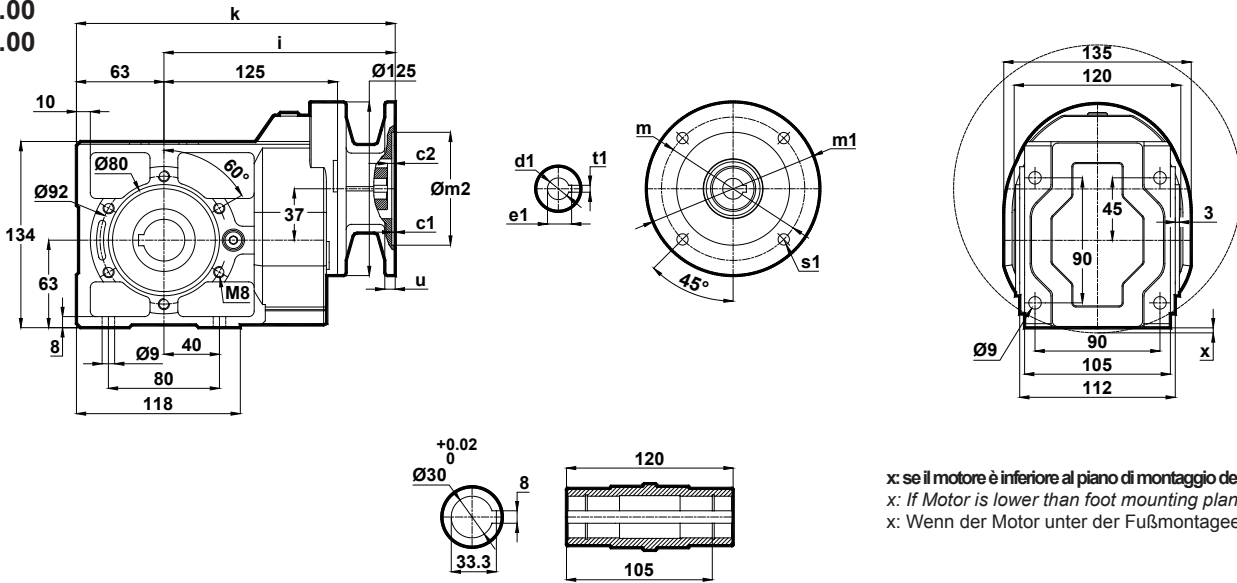
# Tabella dimensionali

## Dimension Pages

## Abmessungsseiten

Foro di centraggio filettato secondo DIN 332 foglio 2 / Tapped center hole to DIN 332, sheet 2 / Zentrierung mit gewinde DIN 332, Blatt 2

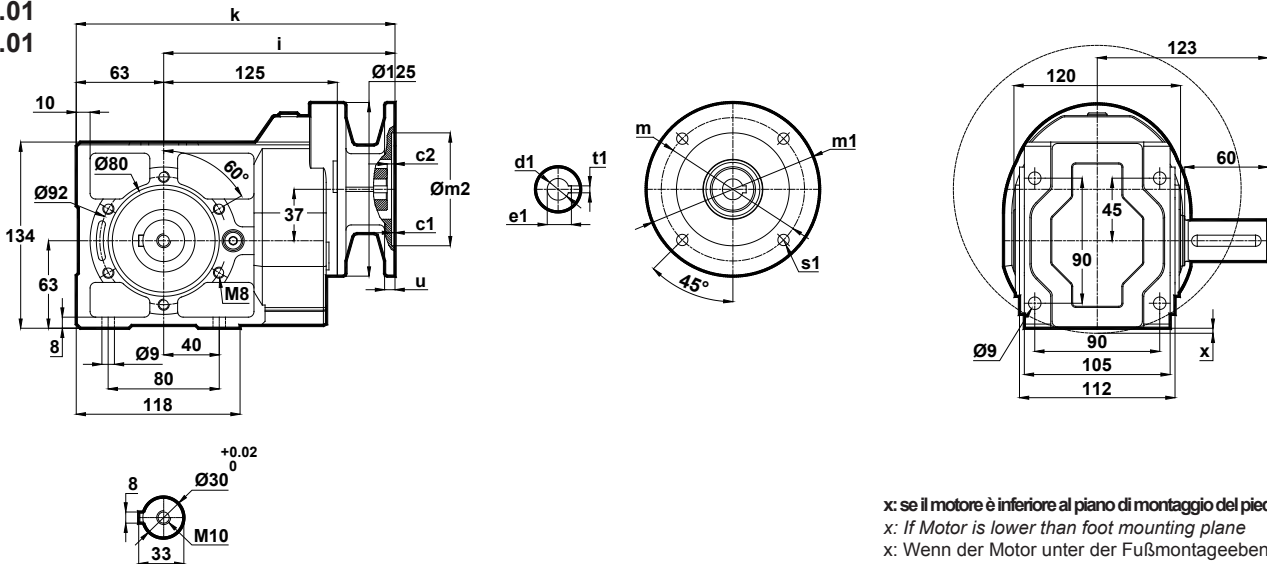
KN102.00  
KN103.00



x: se il motore è inferiore al piano di montaggio del piede  
x: If Motor is lower than foot mounting plane  
x: Wenn der Motor unter der Fußmontageebene ist

	c1	c2	s1	m	m1	m2	i	u	k	d1	t1	e1	x
63/B5	3.5	5	10	115	140	95	168	10	231	11	4	12.8	-
63/B14	2.5	5	5.5	75	90	60	168	10	231	11	4	12.8	-
71/B5	4	4.5	11	130	160	110	170	12	233	14	5	16.3	-
71/B14	3	4.5	7	85	105	70	170	10	233	14	5	16.3	-
80/B5	4	5	12	165	200	130	185	12	248	19	6	21.8	-
80/B14	4	4.7	7	100	120	80	185	12	248	19	6	21.8	-
90/B5	4	5	12	165	200	130	185	12	248	24	8	27.3	-
90/B14	4	4.7	9	115	140	95	185	12	248	24	8	27.3	-

KN102.01  
KN103.01



x: se il motore è inferiore al piano di montaggio del piede  
x: If Motor is lower than foot mounting plane  
x: Wenn der Motor unter der Fußmontageebene ist

	c1	c2	s1	m	m1	m2	i	u	k	d1	t1	e1	x
63/B5	3.5	5	10	115	140	95	168	10	231	11	4	12.8	-
63/B14	2.5	5	5.5	75	90	60	168	10	231	11	4	12.8	-
71/B5	4	4.5	11	130	160	110	170	12	233	14	5	16.3	-
71/B14	3	4.5	7	85	105	70	170	10	233	14	5	16.3	-
80/B5	4	5	12	165	200	130	185	12	248	19	6	21.8	-
80/B14	4	4.7	7	100	120	80	185	12	248	19	6	21.8	-
90/B5	4	5	12	165	200	130	185	12	248	24	8	27.3	-
90/B14	4	4.7	9	115	140	95	185	12	248	24	8	27.3	-





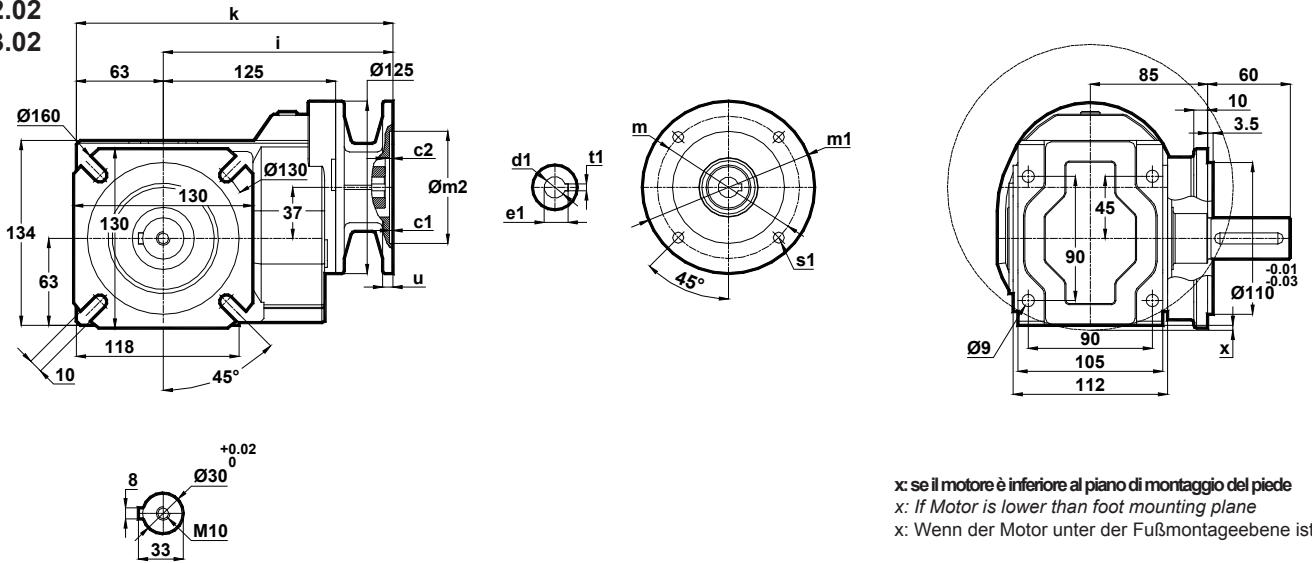
# Tabella dimensionali

## Dimension Pages

## Abmessungsseiten

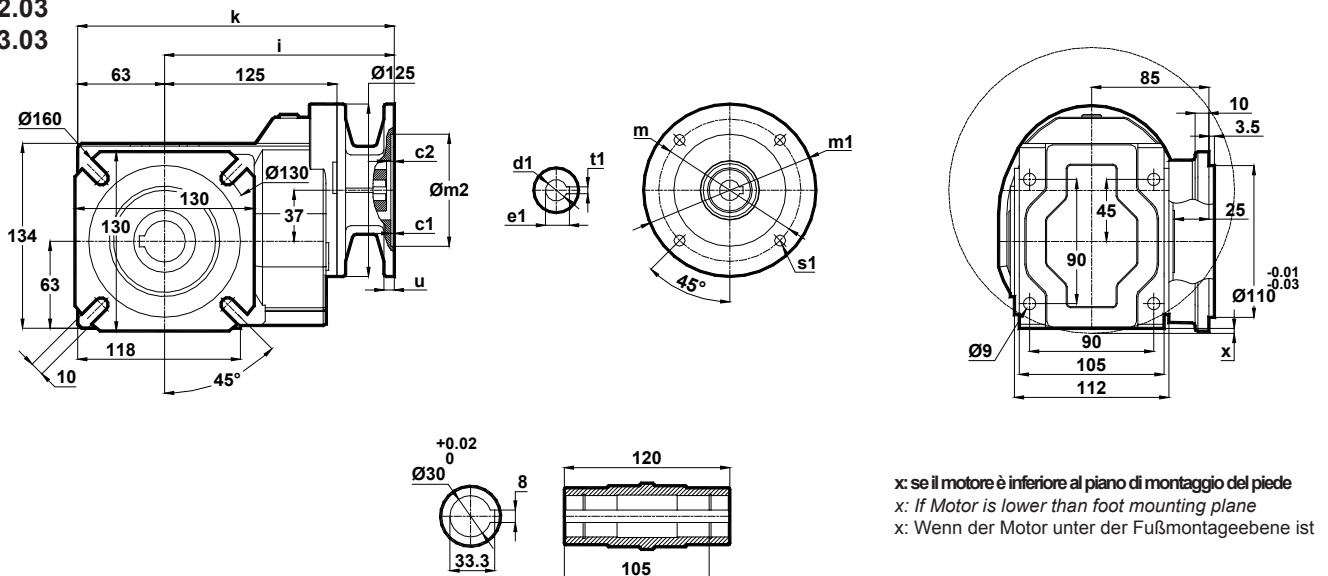
Foro di centraggio filettato secondo DIN 332 foglio 2 / Tapped center hole to DIN 332, sheet 2 / Zentrierung mit gewinde DIN 332, Blatt 2

KN102.02  
KN103.02



	c1	c2	s1	m	m1	m2	i	u	k	d1	t1	e1	x
63/B5	3.5	5	10	115	140	95	168	10	231	11	4	12.8	-
63/B14	2.5	5	5.5	75	90	60	60	10	231	11	4	12.8	-
71/B5	4	4.5	11	130	160	110	170	12	233	14	5	16.3	-
71/B14	3	4.5	7	85	105	70	10	10	233	14	5	16.3	-
80/B5	4	5	12	165	200	130	185	12	248	19	6	21.8	-
80/B14	4	4.7	7	100	120	80	80	12	248	19	6	21.8	-
90/B5	4	5	12	165	200	130	185	12	248	24	8	27.3	-
90/B14	4	4.7	9	115	140	95	95	12	248	24	8	27.3	-

KN102.03  
KN103.03



	c1	c2	s1	m	m1	m2	i	u	k	d1	t1	e1	x
63/B5	3.5	5	10	115	140	95	168	10	231	11	4	12.8	-
63/B14	2.5	5	5.5	75	90	60	60	10	231	11	4	12.8	-
71/B5	4	4.5	11	130	160	110	170	12	233	14	5	16.3	-
71/B14	3	4.5	7	85	105	70	10	10	233	14	5	16.3	-
80/B5	4	5	12	165	200	130	185	12	248	19	6	21.8	-
80/B14	4	4.7	7	100	120	80	80	12	248	19	6	21.8	-
90/B5	4	5	12	165	200	130	185	12	248	24	8	27.3	-
90/B14	4	4.7	9	115	140	95	95	12	248	24	8	27.3	-



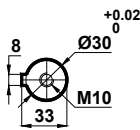
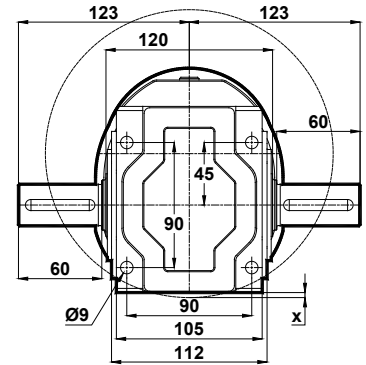
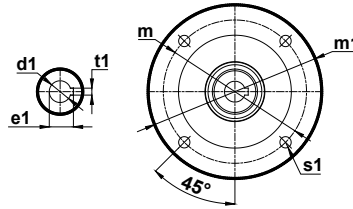
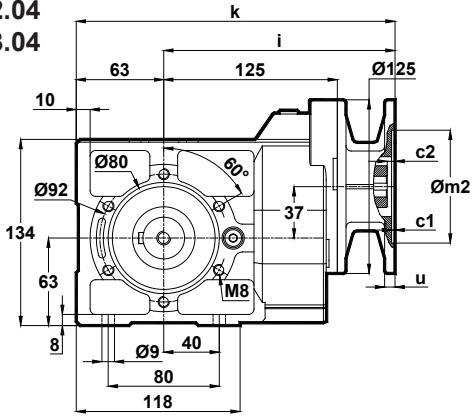
# Tabella dimensionali

## Dimension Pages

## Abmessungsseiten

Foro di centraggio filettato secondo DIN 332 foglio 2 / Tapped center hole to DIN 332, sheet 2 / Zentrierung mit gewinde DIN 332, Blatt 2

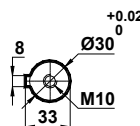
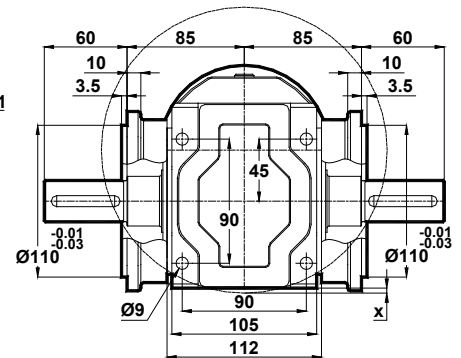
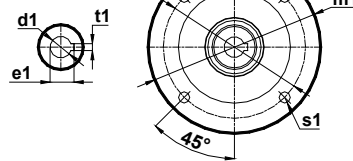
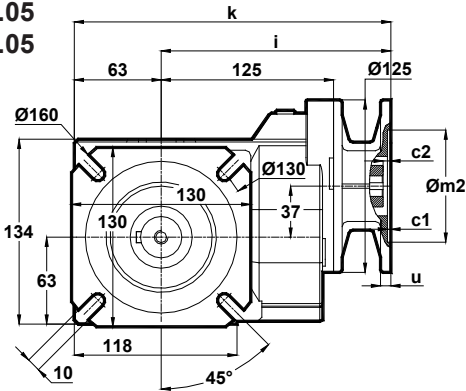
KN102.04  
KN103.04



x: se il motore è inferiore al piano di montaggio del piede  
x: If Motor is lower than foot mounting plane  
x: Wenn der Motor unter der Fußmontageebene ist

	c1	c2	s1	m	m1	m2	i	u	k	d1	t1	e1	x
63/B5	3.5	5	10	115	140	95	168	10	231	11	4	12.8	-
63/B14	2.5	5	5.5	75	90	60	168	10	231	11	4	12.8	-
71/B5	4	4.5	11	130	160	110	170	12	233	14	5	16.3	-
71/B14	3	4.5	7	85	105	70	170	10	233	14	5	16.3	-
80/B5	4	5	12	165	200	130	185	12	248	19	6	21.8	-
80/B14	4	4.7	7	100	120	80	185	12	248	19	6	21.8	-
90/B5	4	5	12	165	200	130	185	12	248	24	8	27.3	-
90/B14	4	4.7	9	115	140	95	185	12	248	24	8	27.3	-

KN102.05  
KN103.05



x: se il motore è inferiore al piano di montaggio del piede  
x: If Motor is lower than foot mounting plane  
x: Wenn der Motor unter der Fußmontageebene ist

	c1	c2	s1	m	m1	m2	i	u	k	d1	t1	e1	x
63/B5	3.5	5	10	115	140	95	168	10	231	11	4	12.8	-
63/B14	2.5	5	5.5	75	90	60	168	10	231	11	4	12.8	-
71/B5	4	4.5	11	130	160	110	170	12	233	14	5	16.3	-
71/B14	3	4.5	7	85	105	70	170	10	233	14	5	16.3	-
80/B5	4	5	12	165	200	130	185	12	248	19	6	21.8	-
80/B14	4	4.7	7	100	120	80	185	12	248	19	6	21.8	-
90/B5	4	5	12	165	200	130	185	12	248	24	8	27.3	-
90/B14	4	4.7	9	115	140	95	185	12	248	24	8	27.3	-



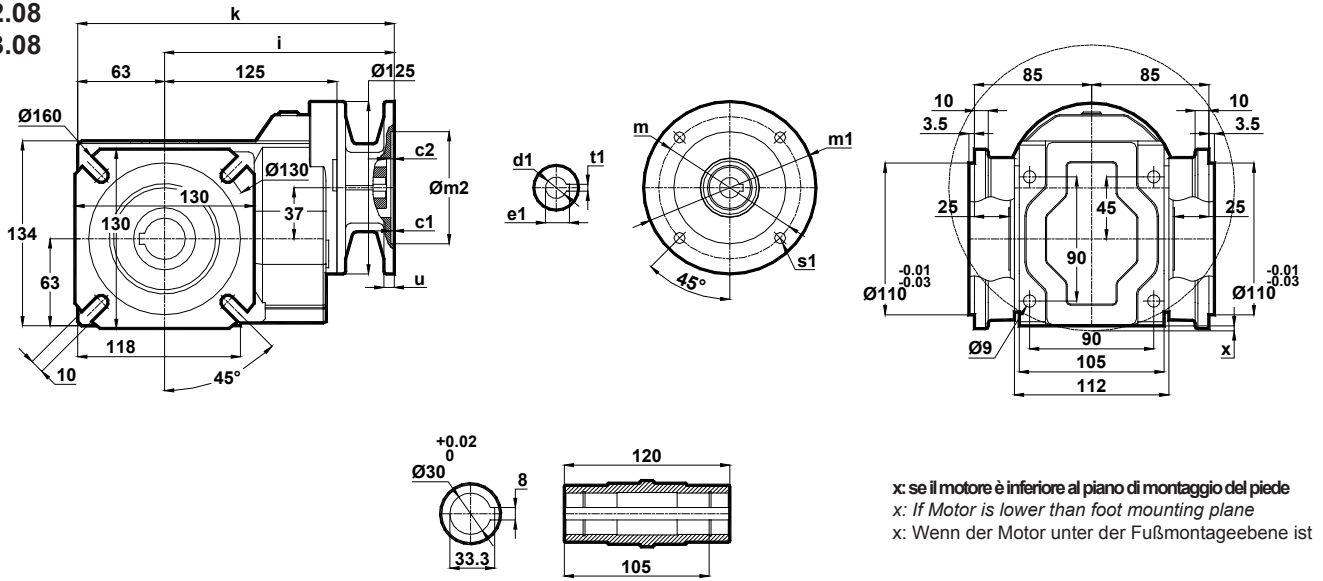
# Tabelle dimensionali

## Dimension Pages

## Abmessungsseiten

Foro di centraggio filettato secondo DIN 332 foglio 2 / Tapped center hole to DIN 332, sheet 2 / Zentrierung mit gewinde DIN 332, Blatt 2

KN102.08  
KN103.08



	c1	c2	s1	m	m1	m2	i	u	k	d1	t1	e1	x
63/B5	3.5	5	10	115	140	95	168	10	231	11	4	12.8	-
63/B14	2.5	5	5.5	75	90	60	60	10	231	11	4	12.8	-
71/B5	4	4.5	11	130	160	110	170	12	233	14	5	16.3	-
71/B14	3	4.5	7	85	105	70	70	10	233	14	5	16.3	-
80/B5	4	5	12	165	200	130	185	12	248	19	6	21.8	-
80/B14	4	4.7	7	100	120	80	80	12	248	19	6	21.8	-
90/B5	4	5	12	165	200	130	185	12	248	24	8	27.3	-
90/B14	4	4.7	9	115	140	95	95	12	248	24	8	27.3	-



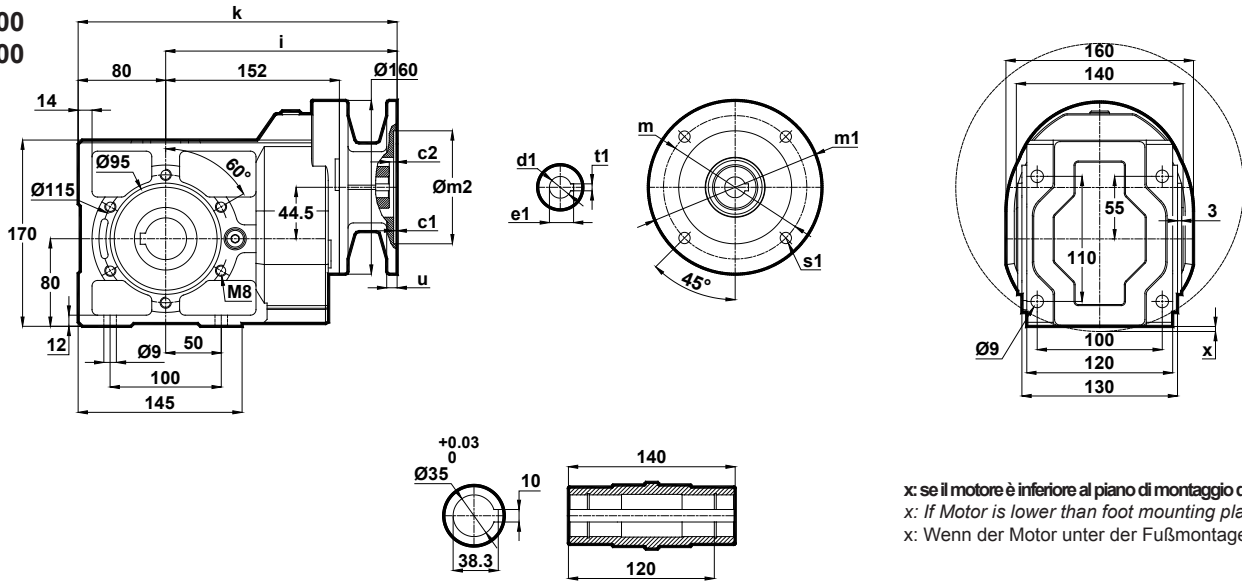
# Tabella dimensionali

## Dimension Pages

## Abmessungsseiten

Foro di centraggio filettato secondo DIN 332 foglio 2 / Tapped center hole to DIN 332, sheet 2 / Zentrierung mit gewinde DIN 332, Blatt 2

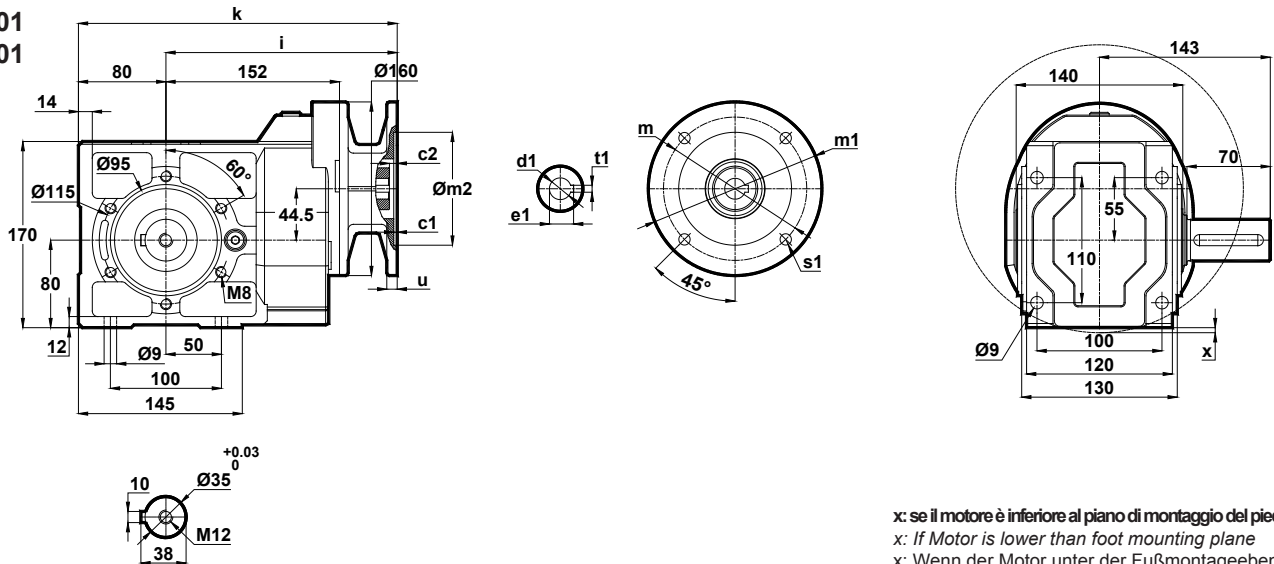
KN202.00  
KN203.00



x: se il motore è inferiore al piano di montaggio del piede  
x: If Motor is lower than foot mounting plane  
x: Wenn der Motor unter der Fußmontageebene ist

	c1	c2	s1	m	m1	m2	i	u	k	d1	t1	e1	x
63/B5	3.5	8	9	115	140	95	226	12	306	11	4	12.8	-
71/B5	4	8.5	11	130	160	110	197	12	277	14	5	16.3	-
71/B14	3		7	85	105	70		10					
80/B5	4	5	12	165	200	130	226	12	306	19	6	21.8	-
80/B14			7	100	120	80							
90/B5	4	5	12	165	200	130	226	12	306	24	8	27.3	-
90/B14			9	115	140	95							
100/B5	4.5	5.5	15	215	250	180	219	12	299	28	8	31.3	0.5
100/B14	3.5		9	130	160	110							-
112/B5	4.5	5.5	15	215	250	180	219	12	299	28	8	31.3	0.5
112/B14	3.5		9	130	160	110							-

KN202.01  
KN203.01



x: se il motore è inferiore al piano di montaggio del piede  
x: If Motor is lower than foot mounting plane  
x: Wenn der Motor unter der Fußmontageebene ist

	c1	c2	s1	m	m1	m2	i	u	k	d1	t1	e1	x
63/B5	3.5	8	9	115	140	95	226	12	306	11	4	12.8	-
71/B5	4	8.5	11	130	160	110	197	12	277	14	5	16.3	-
71/B14	3		7	85	105	70		10					
80/B5	4	5	12	165	200	130	226	12	306	19	6	21.8	-
80/B14			7	100	120	80							
90/B5	4	5	12	165	200	130	226	12	306	24	8	27.3	-
90/B14			9	115	140	95							
100/B5	4.5	5.5	15	215	250	180	219	12	299	28	8	31.3	0.5
100/B14	3.5		9	130	160	110							-
112/B5	4.5	5.5	15	215	250	180	219	12	299	28	8	31.3	0.5
112/B14	3.5		9	130	160	110							-



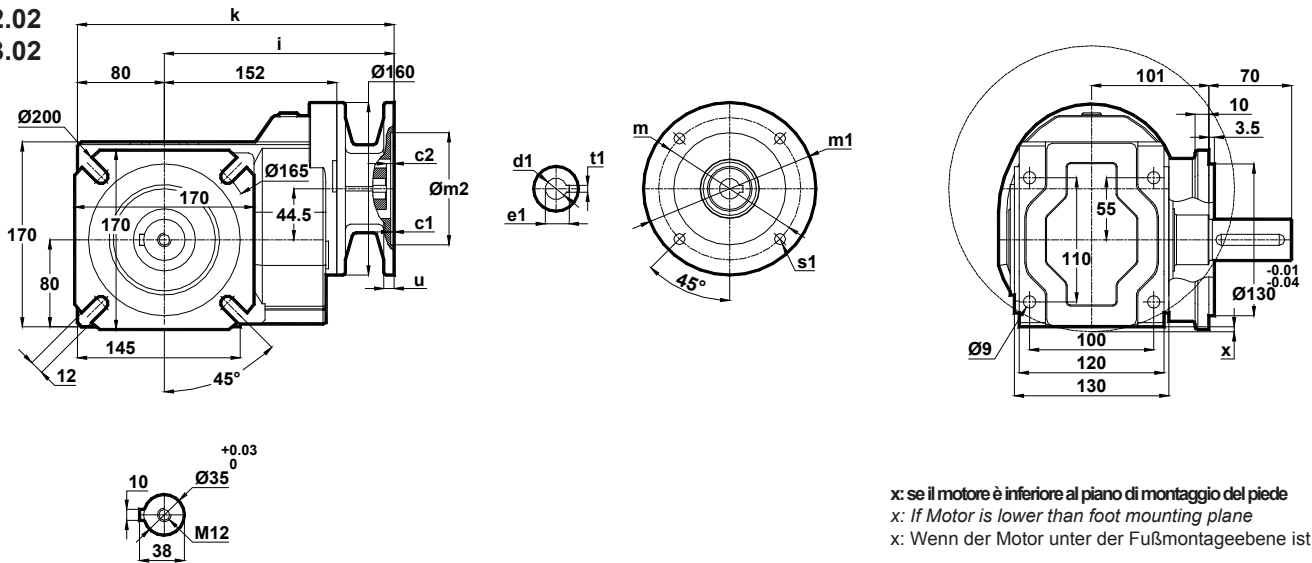
# Tabelle dimensionali

## Dimension Pages

## Abmessungsseiten

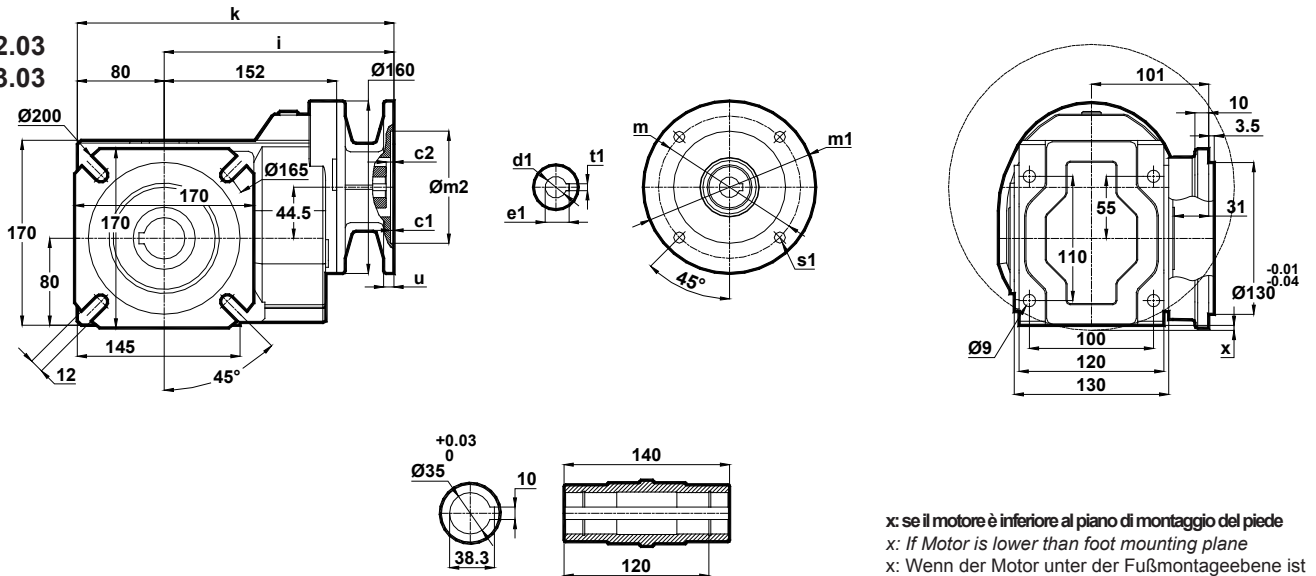
Foro di centraggio filettato secondo DIN 332 foglio 2 / Tapped center hole to DIN 332, sheet 2 / Zentrierung mit gewinde DIN 332, Blatt 2

KN202.02  
KN203.02



	c1	c2	s1	m	m1	m2	i	u	k	d1	t1	e1	x
63/B5	3.5	8	9	115	140	95	226	12	306	11	4	12.8	-
71/B5	4	8.5	11	130	160	110	197	12	277	14	5	16.3	-
71/B14	3		7	85	105	70		10					
80/B5	4	5	12	165	200	130	226	12	306	19	6	21.8	-
80/B14			7	100	120	80							
90/B5	4	5	12	165	200	130	226	12	306	24	8	27.3	-
90/B14			9	115	140	95							
100/B5	4.5	5.5	15	215	250	180	219	12	299	28	8	31.3	0.5
100/B14	3.5		9	130	160	110							-
112/B5	4.5	5.5	15	215	250	180	219	12	299	28	8	31.3	0.5
112/B14	3.5		9	130	160	110							-

KN202.03  
KN203.03



	c1	c2	s1	m	m1	m2	i	u	k	d1	t1	e1	x
63/B5	3.5	8	9	115	140	95	226	12	306	11	4	12.8	-
71/B5	4	8.5	11	130	160	110	197	12	277	14	5	16.3	-
71/B14	3		7	85	105	70		10					
80/B5	4	5	12	165	200	130	226	12	306	19	6	21.8	-
80/B14			7	100	120	80							
90/B5	4	5	12	165	200	130	226	12	306	24	8	27.3	-
90/B14			9	115	140	95							
100/B5	4.5	5.5	15	215	250	180	219	12	299	28	8	31.3	0.5
100/B14	3.5		9	130	160	110							-
112/B5	4.5	5.5	15	215	250	180	219	12	299	28	8	31.3	0.5
112/B14	3.5		9	130	160	110							-



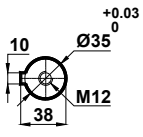
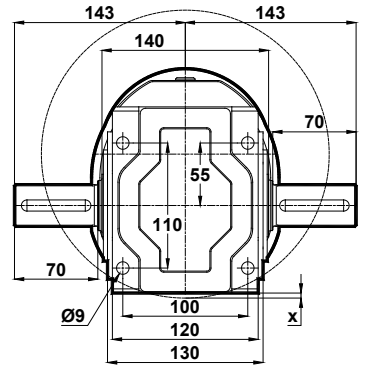
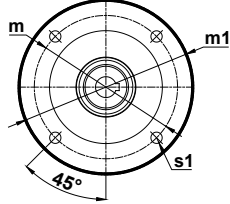
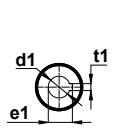
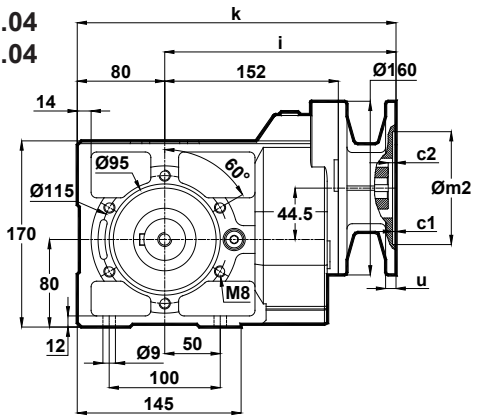
# Tabella dimensionali

## Dimension Pages

### Abmessungsseiten

Foro di centraggio filettato secondo DIN 332 foglio 2 / Tapped center hole to DIN 332, sheet 2 / Zentrierung mit gewinde DIN 332, Blatt 2

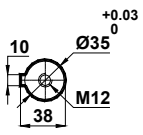
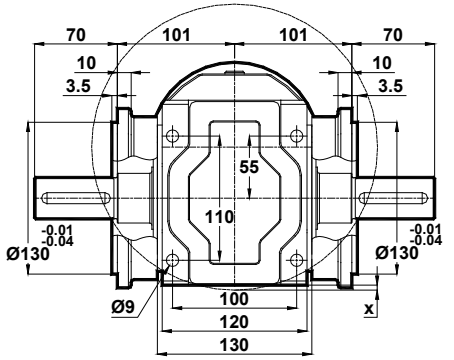
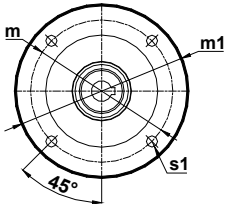
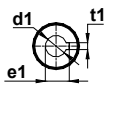
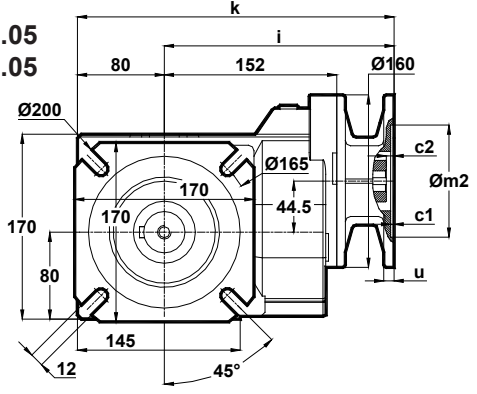
KN202.04  
KN203.04



x: se il motore è inferiore al piano di montaggio del piede  
x: If Motor is lower than foot mounting plane  
x: Wenn der Motor unter der Fußmontageebene ist


	c1	c2	s1	m	m1	m2	i	u	k	d1	t1	e1	x
63/B5	3.5	8	9	115	140	95	226	12	306	11	4	12.8	-
71/B5	4	8.5	11	130	160	110	197	12	277	14	5	16.3	-
71/B14	3	8.5	7	85	105	70	197	10	277	14	5	16.3	-
80/B5	4	5	12	165	200	130	226	12	306	19	6	21.8	-
80/B14	4	5	7	100	120	80	226	12	306	19	6	21.8	-
90/B5	4	5	12	165	200	130	226	12	306	24	8	27.3	-
90/B14	4	5	9	115	140	95	226	12	306	24	8	27.3	-
100/B5	4.5	5.5	15	215	250	180	219	12	299	28	8	31.3	0.5
100/B14	3.5	5.5	9	130	160	110	219	12	299	28	8	31.3	-
112/B5	4.5	5.5	15	215	250	180	219	12	299	28	8	31.3	0.5
112/B14	3.5	5.5	9	130	160	110	219	12	299	28	8	31.3	-

KN202.05  
KN203.05



x: se il motore è inferiore al piano di montaggio del piede  
x: If Motor is lower than foot mounting plane  
x: Wenn der Motor unter der Fußmontageebene ist

	c1	c2	s1	m	m1	m2	i	u	k	d1	t1	e1	x
63/B5	3.5	8	9	115	140	95	226	12	306	11	4	12.8	-
71/B5	4	8.5	11	130	160	110	197	12	277	14	5	16.3	-
71/B14	3	8.5	7	85	105	70	197	10	277	14	5	16.3	-
80/B5	4	5	12	165	200	130	226	12	306	19	6	21.8	-
80/B14	4	5	7	100	120	80	226	12	306	19	6	21.8	-
90/B5	4	5	12	165	200	130	226	12	306	24	8	27.3	-
90/B14	4	5	9	115	140	95	226	12	306	24	8	27.3	-
100/B5	4.5	5.5	15	215	250	180	219	12	299	28	8	31.3	0.5
100/B14	3.5	5.5	9	130	160	110	219	12	299	28	8	31.3	-
112/B5	4.5	5.5	15	215	250	180	219	12	299	28	8	31.3	0.5
112/B14	3.5	5.5	9	130	160	110	219	12	299	28	8	31.3	-



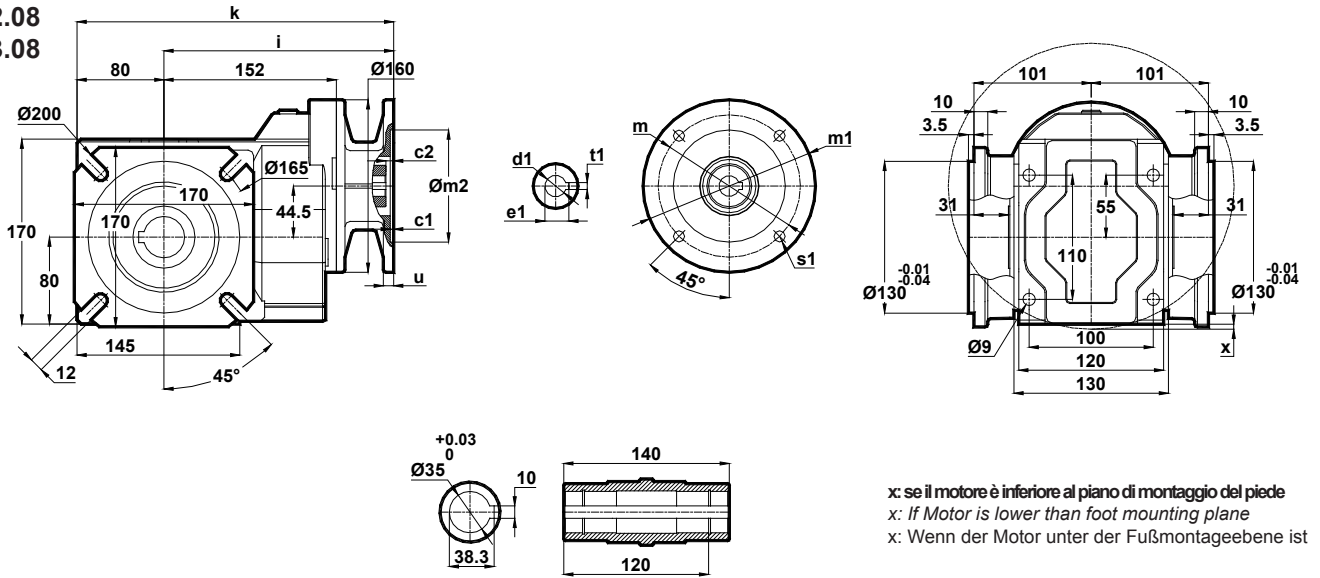
# Tabella dimensionali

## Dimension Pages


## Abmessungsseiten

Foro di centraggio filettato secondo DIN 332 foglio 2 / Tapped center hole to DIN 332, sheet 2 / Zentrierung mit gewinde DIN 332, Blatt 2

KN202.08  
KN203.08



	c1	c2	s1	m	m1	m2	i	u	k	d1	t1	e1	x
63/B5	3.5	8	9	115	140	95	226	12	306	11	4	12.8	-
71/B5	4	8.5	11	130	160	110	197	12	277	14	5	16.3	-
71/B14	3		7	85	105	70		10					
80/B5	4	5	12	165	200	130	226	12	306	19	6	21.8	-
80/B14			7	100	120	80							
90/B5	4	5	12	165	200	130	226	12	306	24	8	27.3	-
90/B14			9	115	140	95							
100/B5	4.5	5.5	15	215	250	180	219	12	299	28	8	31.3	0.5
100/B14	3.5		9	130	160	110							-
112/B5	4.5	5.5	15	215	250	180	219	12	299	28	8	31.3	0.5
112/B14	3.5		9	130	160	110							-



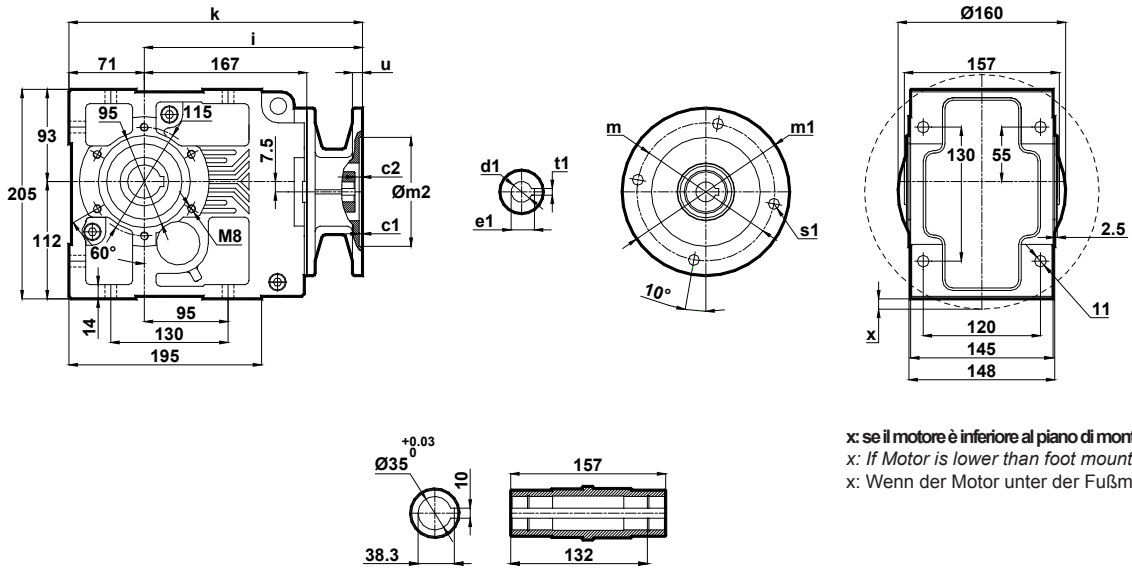
# Tabella dimensionali

## Dimension Pages

## Abmessungsseiten

Foro di centraggio filettato secondo DIN 332 foglio 2 / Tapped center hole to DIN 332, sheet 2 / Zentrierung mit gewinde DIN 332, Blatt 2

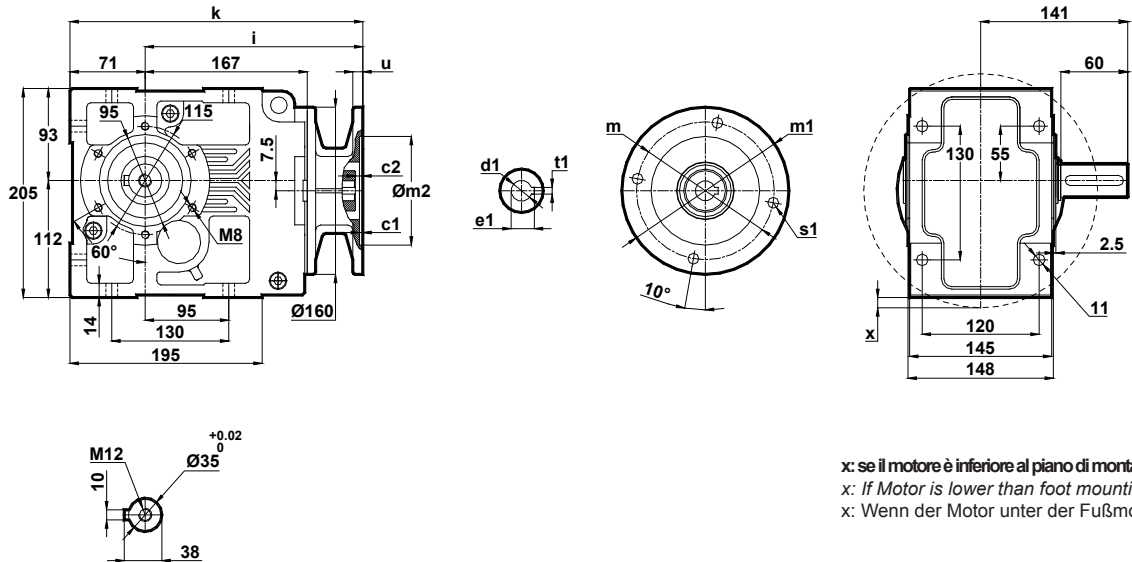
### KN273.00



x: se il motore è inferiore al piano di montaggio del piede  
 x: If Motor is lower than foot mounting plane  
 x: Wenn der Motor unter der Fußmontageebene ist

	c1	c2	s1	m	m1	m2	i	u	k	d1	t1	e1	x
63/B5	3.5	8	9	115	140	95	241	12	312	11	4	12.8	-
71/B5	4	8.5	11	130	160	110	212	12	283	14	5	16.3	-
71/B14	3		7	85	105	70		10					
80/B5	4	5	12	165	200	130	241	12	312	19	6	21.8	-
80/B14			7	100	120	80							
90/B5	4	5	12	165	200	130	241	12	312	24	8	27.3	-
90/B14			9	115	140	95							
100/B5	4.5	5.5	15	215	250	180	234	12	305	28	8	31.3	20.5
100/B14	3.5		9	130	160	110							-
112/B5	4.5	5.5	15	215	250	180	234	12	305	28	8	31.3	20.5
112/B14	3.5		9	130	160	110							-

### KN273.01



x: se il motore è inferiore al piano di montaggio del piede  
 x: If Motor is lower than foot mounting plane  
 x: Wenn der Motor unter der Fußmontageebene ist

	c1	c2	s1	m	m1	m2	i	u	k	d1	t1	e1	x
63/B5	3.5	8	9	115	140	95	241	12	312	11	4	12.8	-
71/B5	4	8.5	11	130	160	110	212	12	283	14	5	16.3	-
71/B14	3		7	85	105	70		10					
80/B5	4	5	12	165	200	130	241	12	312	19	6	21.8	-
80/B14			7	100	120	80							
90/B5	4	5	12	165	200	130	241	12	312	24	8	27.3	-
90/B14			9	115	140	95							
100/B5	4.5	5.5	15	215	250	180	234	12	305	28	8	31.3	20.5
100/B14	3.5		9	130	160	110							-
112/B5	4.5	5.5	15	215	250	180	234	12	305	28	8	31.3	20.5
112/B14	3.5		9	130	160	110							-





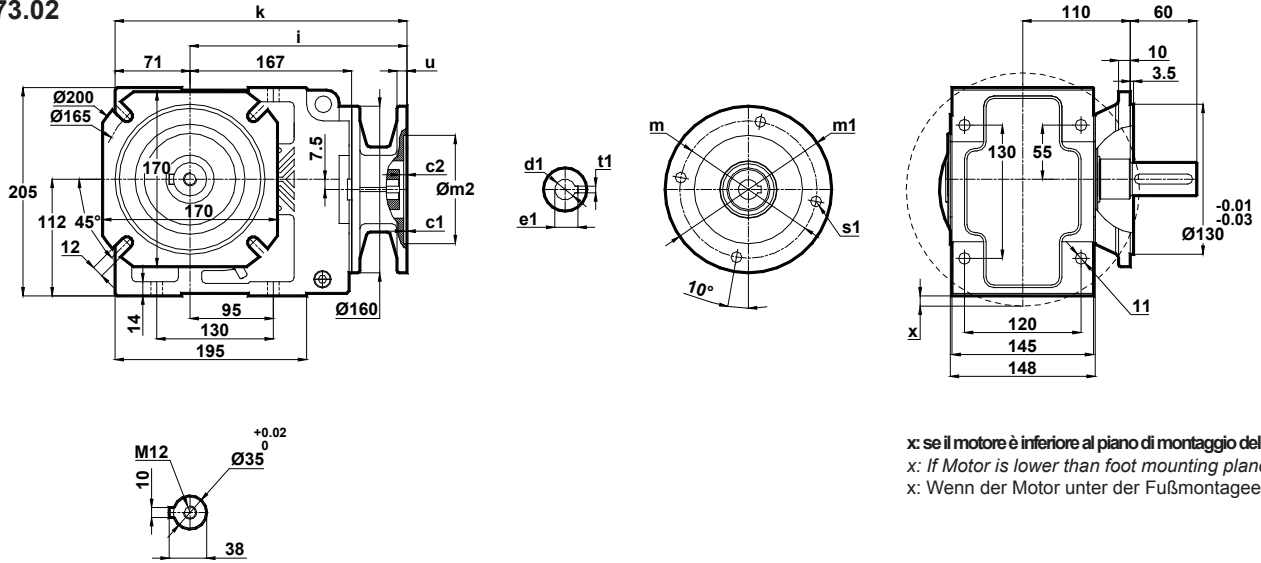
# Tabella dimensionali

## Dimension Pages

### Abmessungsseiten

Foro di centraggio filettato secondo DIN 332 foglio 2 / Tapped center hole to DIN 332, sheet 2 / Zentrierung mit gewinde DIN 332, Blatt 2

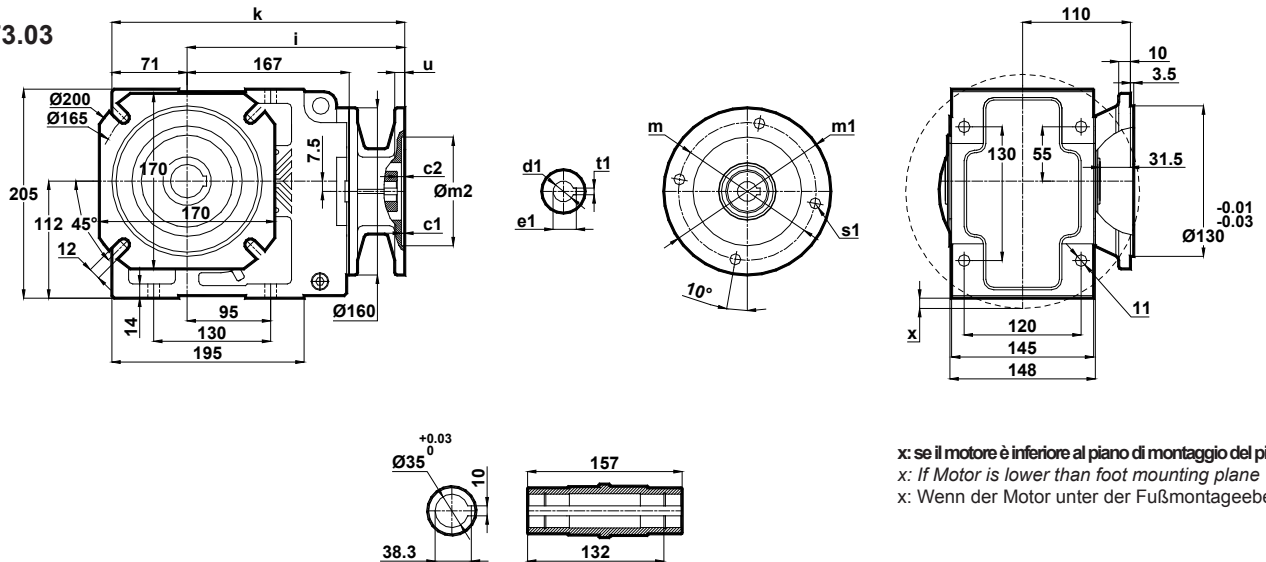
#### KN273.02



x: se il motore è inferiore al piano di montaggio del piede  
 x: If Motor is lower than foot mounting plane  
 x: Wenn der Motor unter der Fußmontageebene ist


	c1	c2	s1	m	m1	m2	i	u	k	d1	t1	e1	x
63/B5	3.5	8	9	115	140	95	241	12	312	11	4	12.8	-
71/B5 71/B14	4 3	8.5	11 7	130 85	160 105	110 70	212	12 10	283	14	5	16.3	-
80/B5 80/B14	4	5	12 7	165 100	200 120	130 80	241	12	312	19	6	21.8	-
90/B5 90//B5	4	5	12 9	165 115	200 140	130 95	241	12	312	24	8	27.3	-
100/B5 100/B14	4.5 3.5	5.5	15 9	215 130	250 160	180 110	234	12	305	28	8	31.3	20.5 -
112/B5 112/B14	4.5 3.5	5.5	15 9	215 130	250 160	180 110	234	12	305	28	8	31.3	20.5 -

#### KN273.03



x: se il motore è inferiore al piano di montaggio del piede  
 x: If Motor is lower than foot mounting plane  
 x: Wenn der Motor unter der Fußmontageebene ist

	c1	c2	s1	m	m1	m2	i	u	k	d1	t1	e1	x
63/B5	3.5	8	9	115	140	95	241	12	312	11	4	12.8	-
71/B5 71/B14	4 3	8.5	11 7	130 85	160 105	110 70	212	12 10	283	14	5	16.3	-
80/B5 80/B14	4	5	12 7	165 100	200 120	130 80	241	12	312	19	6	21.8	-
90/B5 90//B5	4	5	12 9	165 115	200 140	130 95	241	12	312	24	8	27.3	-
100/B5 100/B14	4.5 3.5	5.5	15 9	215 130	250 160	180 110	234	12	305	28	8	31.3	20.5 -
112/B5 112/B14	4.5 3.5	5.5	15 9	215 130	250 160	180 110	234	12	305	28	8	31.3	20.5 -



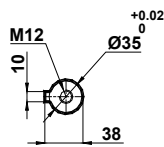
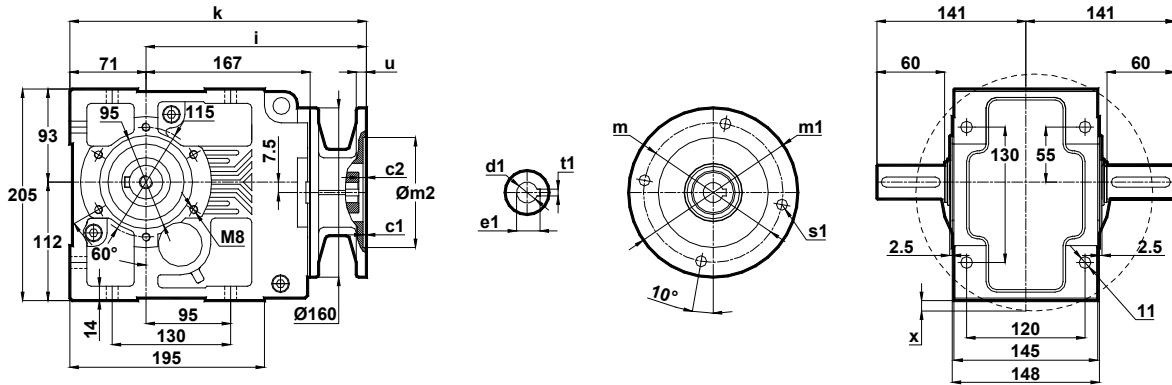
# Tabelle dimensionali

## Dimension Pages

### Abmessungsseiten

Foro di centraggio filettato secondo DIN 332 foglio 2 / Tapped center hole to DIN 332, sheet 2 / Zentrierung mit gewinde DIN 332, Blatt 2

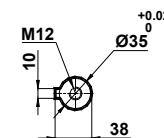
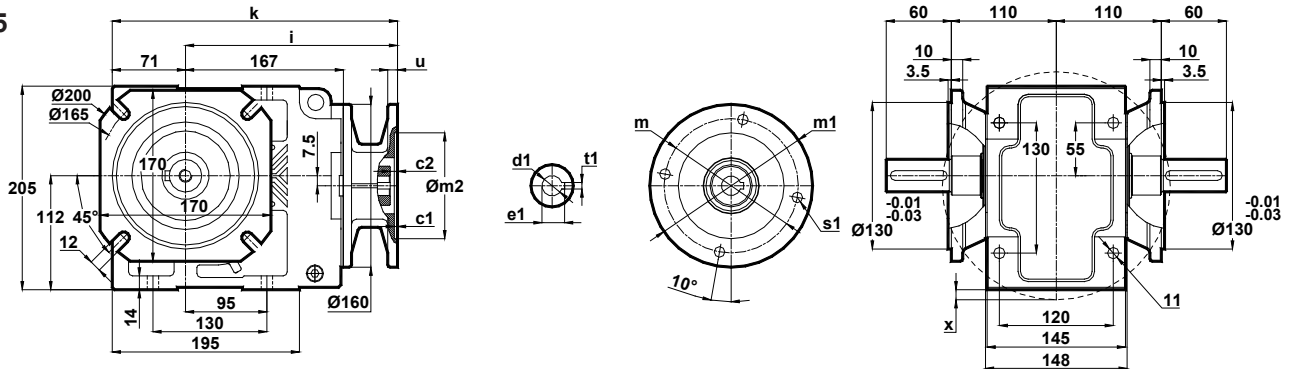
#### KN273.04



x: se il motore è inferiore al piano di montaggio del piede  
 x: If Motor is lower than foot mounting plane  
 x: Wenn der Motor unter der Fußmontageebene ist


	c1	c2	s1	m	m1	m2	i	u	k	d1	t1	e1	x
63/B5	3.5	8	9	115	140	95	241	12	312	11	4	12.8	-
71/B5	4	8.5	11	130	160	110	212	12	283	14	5	16.3	-
71/B14	3	8.5	7	85	105	70	212	10	283	14	5	16.3	-
80/B5	4	5	12	165	200	130	241	12	312	19	6	21.8	-
80/B14	4	5	7	100	120	80	241	12	312	19	6	21.8	-
90/B5	4	5	12	165	200	130	241	12	312	24	8	27.3	-
90/B14	4	5	9	115	140	95	241	12	312	24	8	27.3	-
100/B5	4.5	5.5	15	215	250	180	234	12	305	28	8	31.3	20.5
100/B14	3.5	5.5	9	130	160	110	234	12	305	28	8	31.3	-
112/B5	4.5	5.5	15	215	250	180	234	12	305	28	8	31.3	20.5
112/B14	3.5	5.5	9	130	160	110	234	12	305	28	8	31.3	-

#### KN273.05



x: se il motore è inferiore al piano di montaggio del piede  
 x: If Motor is lower than foot mounting plane  
 x: Wenn der Motor unter der Fußmontageebene ist

	c1	c2	s1	m	m1	m2	i	u	k	d1	t1	e1	x
63/B5	3.5	8	9	115	140	95	241	12	312	11	4	12.8	-
71/B5	4	8.5	11	130	160	110	212	12	283	14	5	16.3	-
71/B14	3	8.5	7	85	105	70	212	10	283	14	5	16.3	-
80/B5	4	5	12	165	200	130	241	12	312	19	6	21.8	-
80/B14	4	5	7	100	120	80	241	12	312	19	6	21.8	-
90/B5	4	5	12	165	200	130	241	12	312	24	8	27.3	-
90/B14	4	5	9	115	140	95	241	12	312	24	8	27.3	-
100/B5	4.5	5.5	15	215	250	180	234	12	305	28	8	31.3	20.5
100/B14	3.5	5.5	9	130	160	110	234	12	305	28	8	31.3	-
112/B5	4.5	5.5	15	215	250	180	234	12	305	28	8	31.3	20.5
112/B14	3.5	5.5	9	130	160	110	234	12	305	28	8	31.3	-



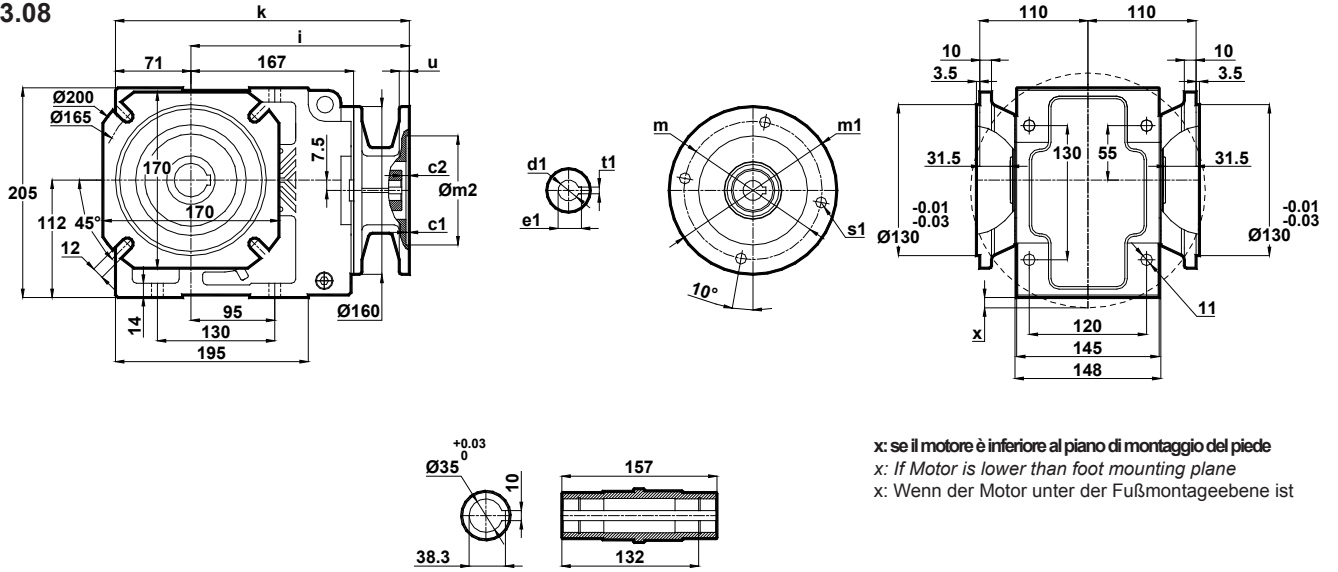
# Tabella dimensionali

## Dimension Pages

## Abmessungsseiten


Foro di centraggio filettato secondo DIN 332 foglio 2 / Tapped center hole to DIN 332, sheet 2 / Zentrierung mit gewinde DIN 332, Blatt 2

KN273.08



x: se il motore è inferiore al piano di montaggio del piede  
 x: If Motor is lower than foot mounting plane  
 x: Wenn der Motor unter der Fußmontageebene ist

	c1	c2	s1	m	m1	m2	i	u	k	d1	t1	e1	x
63/B5	3.5	8	9	115	140	95	241	12	312	11	4	12.8	-
71/B5	4	8.5	11	130	160	110	212	12	283	14	5	16.3	-
71/B14	3		7	85	105	70		10					
80/B5	4	5	12	165	200	130	241	12	312	19	6	21.8	-
80/B14			7	100	120	80							
90/B5	4	5	12	165	200	130	241	12	312	24	8	27.3	-
90//B5			9	115	140	95							
100/B5	4.5	5.5	15	215	250	180	234	12	305	28	8	31.3	20.5
100/B14	3.5		9	130	160	110							-
112/B5	4.5	5.5	15	215	250	180	234	12	305	28	8	31.3	20.5
112/B14	3.5		9	130	160	110							-



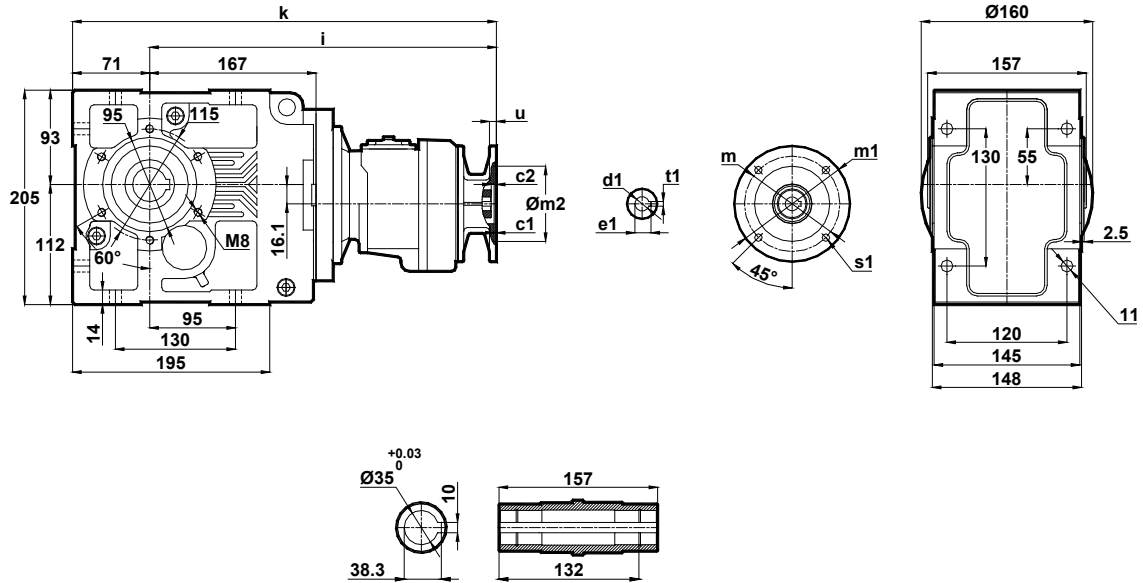
# Tabella dimensionali

## Dimension Pages

### Abmessungsseiten

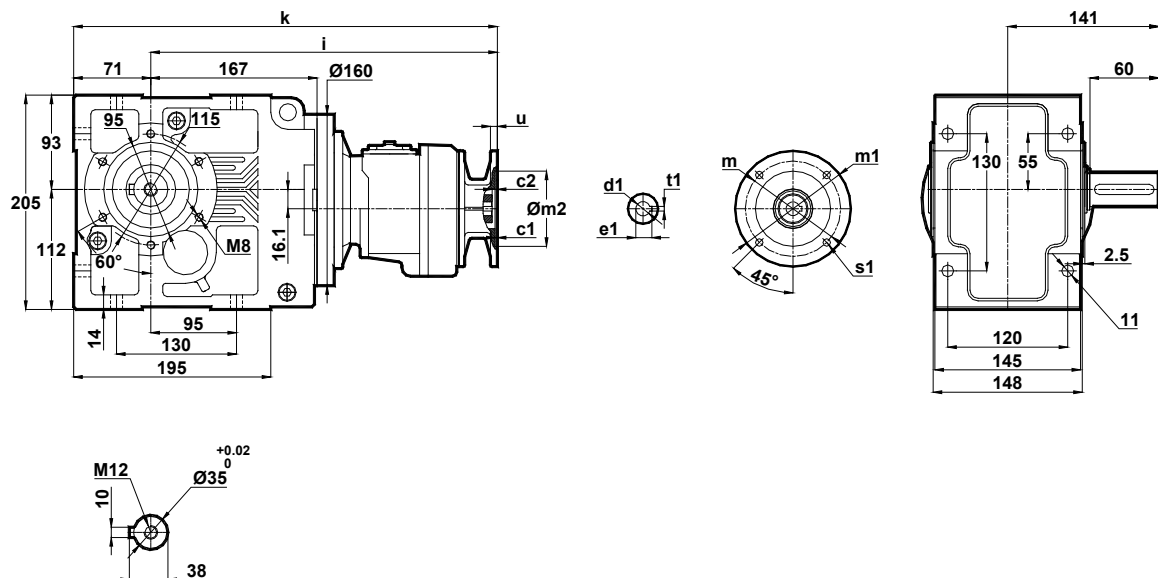
Foro di centraggio filettato secondo DIN 332 foglio 2 / Tapped center hole to DIN 332, sheet 2 / Zentrierung mit gewinde DIN 332, Blatt 2

KN275.00  
KN276.00



	c1	c2	s1	m	m1	m2	i	u	k	d1	t1	e1
63/B5	3.5	5	10	115	140	95	356	10	427	11	4	12.8
63/B14	2.5	5	5.5	75	90	60	356	10	427	11	4	12.8
71/B5	4	4.5	11	130	160	110	358	12	429	14	5	16.3
71/B14	3	4.5	7	85	105	70	358	10	429	14	5	16.3
80/B5	4	5	12	165	200	130	373	12	444	19	6	21.8
80/B14	4	5	7	100	120	80	373	12	444	19	6	21.8

KN275.01  
KN276.01



	c1	c2	s1	m	m1	m2	i	u	k	d1	t1	e1
63/B5	3.5	5	10	115	140	95	356	10	427	11	4	12.8
63/B14	2.5	5	5.5	75	90	60	356	10	427	11	4	12.8
71/B5	4	4.5	11	130	160	110	358	12	429	14	5	16.3
71/B14	3	4.5	7	85	105	70	358	10	429	14	5	16.3
80/B5	4	5	12	165	200	130	373	12	444	19	6	21.8
80/B14	4	5	7	100	120	80	373	12	444	19	6	21.8



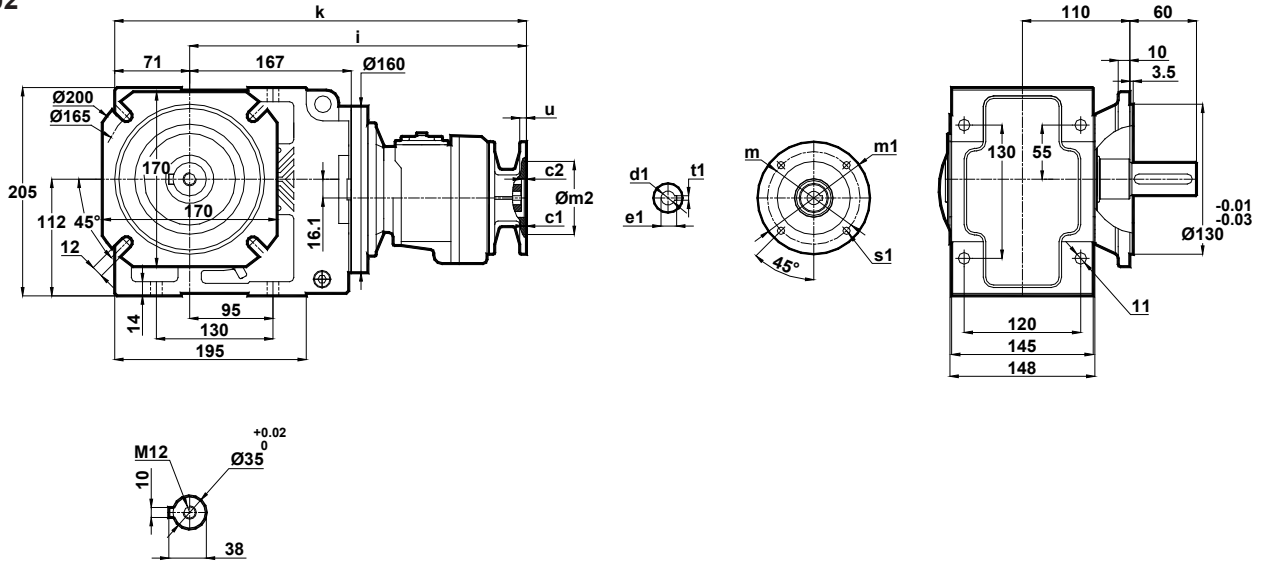
# Tabelle dimensionali

## Dimension Pages

### Abmessungsseiten

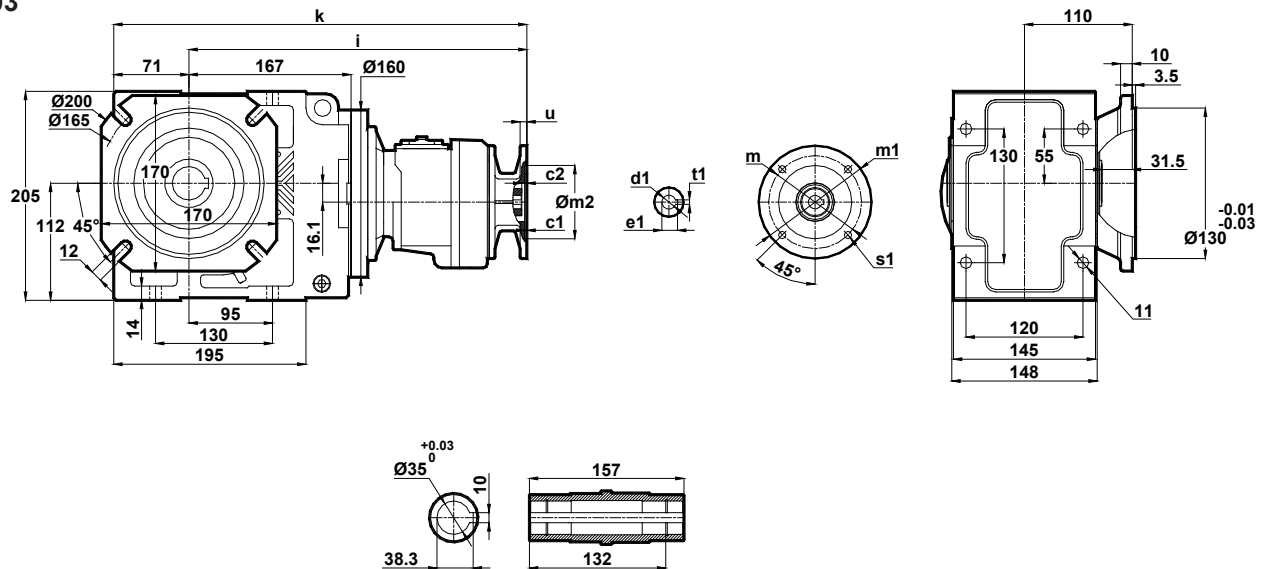
Foro di centraggio filettato secondo DIN 332 foglio 2 / Tapped center hole to DIN 332, sheet 2 / Zentrierung mit gewinde DIN 332, Blatt 2

KN275.02  
KN276.02



	c1	c2	s1	m	m1	m2	i	u	k	d1	t1	e1
63/B5	3.5	5	10	115	140	95	356	10	427	11	4	12.8
63/B14	2.5	5	5.5	75	90	60	356	10	427	11	4	12.8
71/B5	4	4.5	11	130	160	110	358	12	429	14	5	16.3
71/B14	3	4.5	7	85	105	70	358	10	429	14	5	16.3
80/B5	4	5	12	165	200	130	373	12	444	19	6	21.8
80/B14	4	5	7	100	120	80	373	12	444	19	6	21.8

KN275.03  
KN276.03



	c1	c2	s1	m	m1	m2	i	u	k	d1	t1	e1
63/B5	3.5	5	10	115	140	95	356	10	427	11	4	12.8
63/B14	2.5	5	5.5	75	90	60	356	10	427	11	4	12.8
71/B5	4	4.5	11	130	160	110	358	12	429	14	5	16.3
71/B14	3	4.5	7	85	105	70	358	10	429	14	5	16.3
80/B5	4	5	12	165	200	130	373	12	444	19	6	21.8
80/B14	4	5	7	100	120	80	373	12	444	19	6	21.8



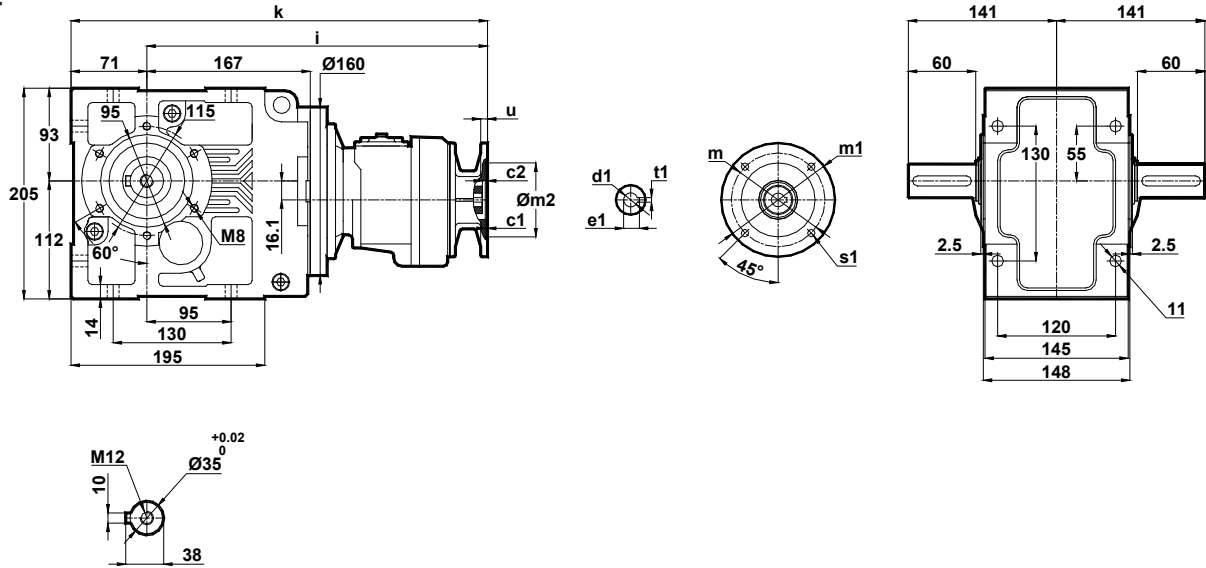
# Tabelle dimensionali

## Dimension Pages

### Abmessungsseiten

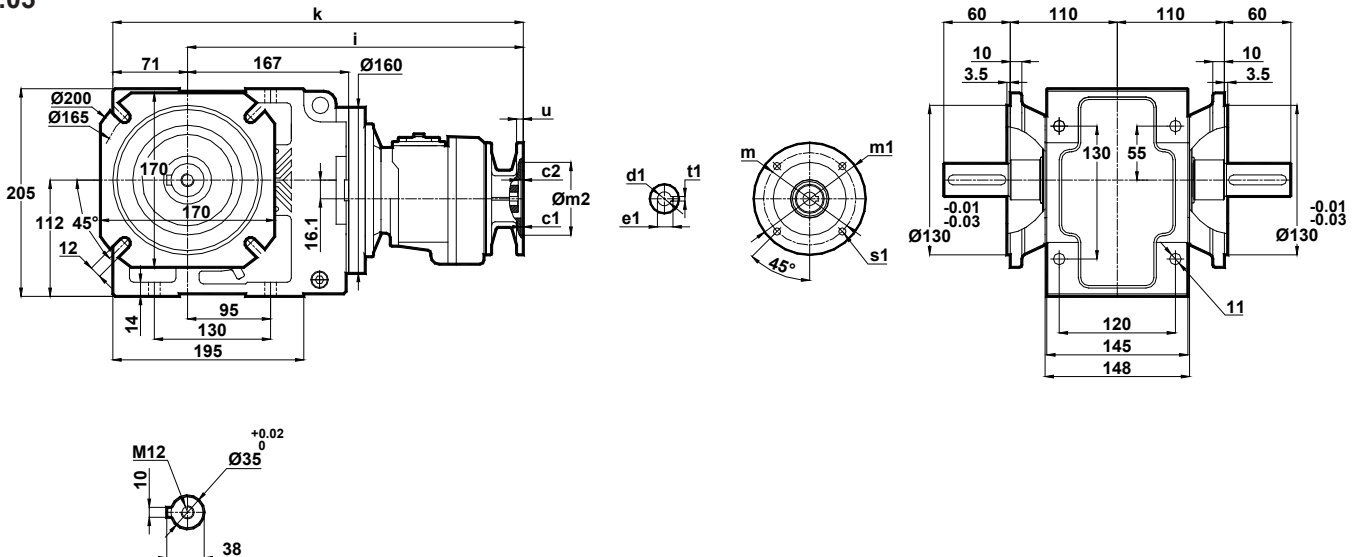
Foro di centraggio filettato secondo DIN 332 foglio 2 / Tapped center hole to DIN 332, sheet 2 / Zentrierung mit gewinde DIN 332, Blatt 2

KN275.04  
KN276.04



	c1	c2	s1	m	m1	m2	i	u	k	d1	t1	e1
63/B5	3.5	5	10	115	140	95	356	10	427	11	4	12.8
63/B14	2.5	5	5.5	75	90	60	356	10	427	11	4	12.8
71/B5	4	4.5	11	130	160	110	358	12	429	14	5	16.3
71/B14	3	4.5	7	85	105	70	358	10	429	14	5	16.3
80/B5	4	5	12	165	200	130	373	12	444	19	6	21.8
80/B14	4	5	7	100	120	80	373	12	444	19	6	21.8

KN275.05  
KN276.05



	c1	c2	s1	m	m1	m2	i	u	k	d1	t1	e1
63/B5	3.5	5	10	115	140	95	356	10	427	11	4	12.8
63/B14	2.5	5	5.5	75	90	60	356	10	427	11	4	12.8
71/B5	4	4.5	11	130	160	110	358	12	429	14	5	16.3
71/B14	3	4.5	7	85	105	70	358	10	429	14	5	16.3
80/B5	4	5	12	165	200	130	373	12	444	19	6	21.8
80/B14	4	5	7	100	120	80	373	12	444	19	6	21.8



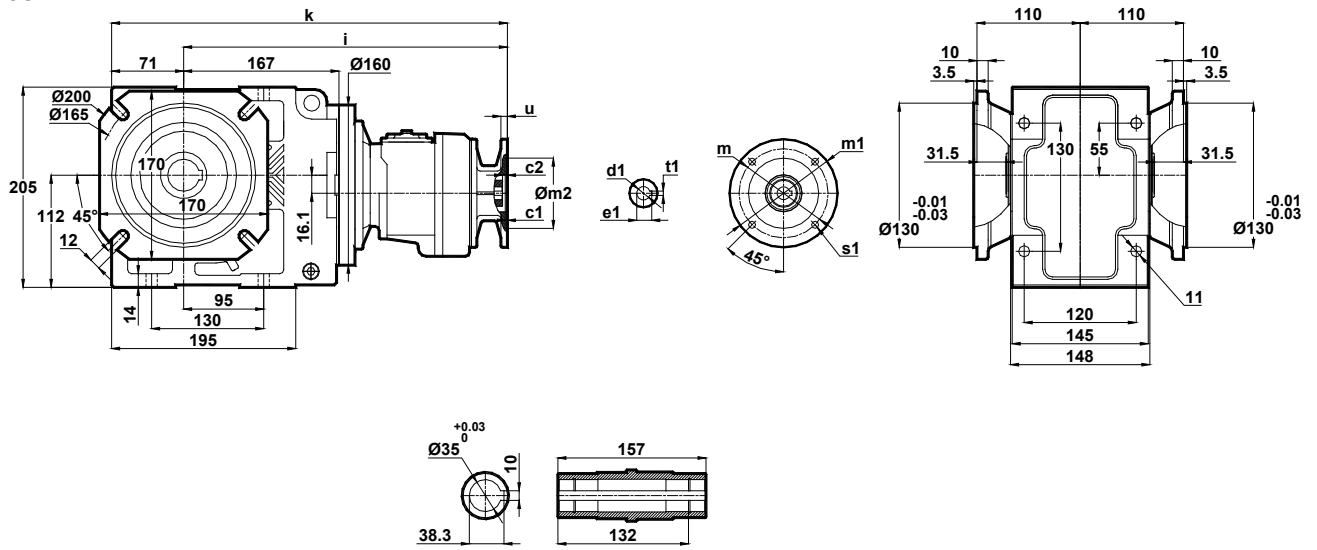
# Tabelle dimensionali

## Dimension Pages

## Abmessungsseiten

Foro di centraggio filettato secondo DIN 332 foglio 2 / - Tapped center hole to DIN 332, sheet 2 / Zentrierung mit gewinde DIN 332, Blatt 2

KN275.08  
KN276.08



	c1	c2	s1	m	m1	m2	i	u	k	d1	t1	e1
63/B5	3.5	5	10	115	140	95	356	10	427	11	4	12.8
63/B14	2.5	5	5.5	75	90	60	356	10	427	11	4	12.8
71/B5	4	4.5	11	130	160	110	358	12	429	14	5	16.3
71/B14	3	4.5	7	85	105	70	358	10	429	14	5	16.3
80/B5	4	5	12	165	200	130	373	12	444	19	6	21.8
80/B14	4	5	7	100	120	80	373	12	444	19	6	21.8



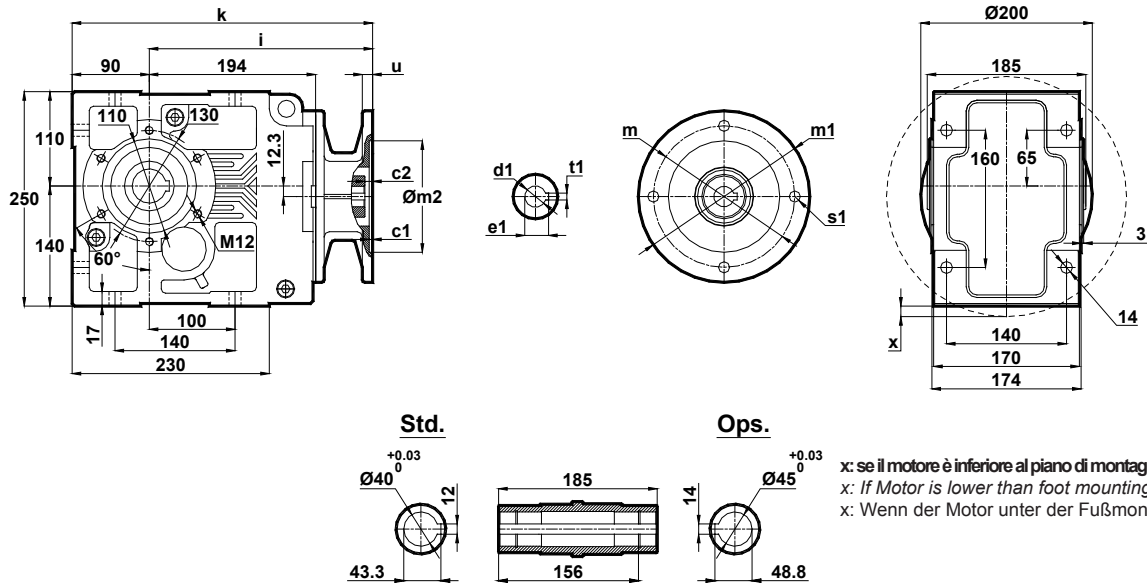
# Tabelle dimensionali

## Dimension Pages

### Abmessungsseiten

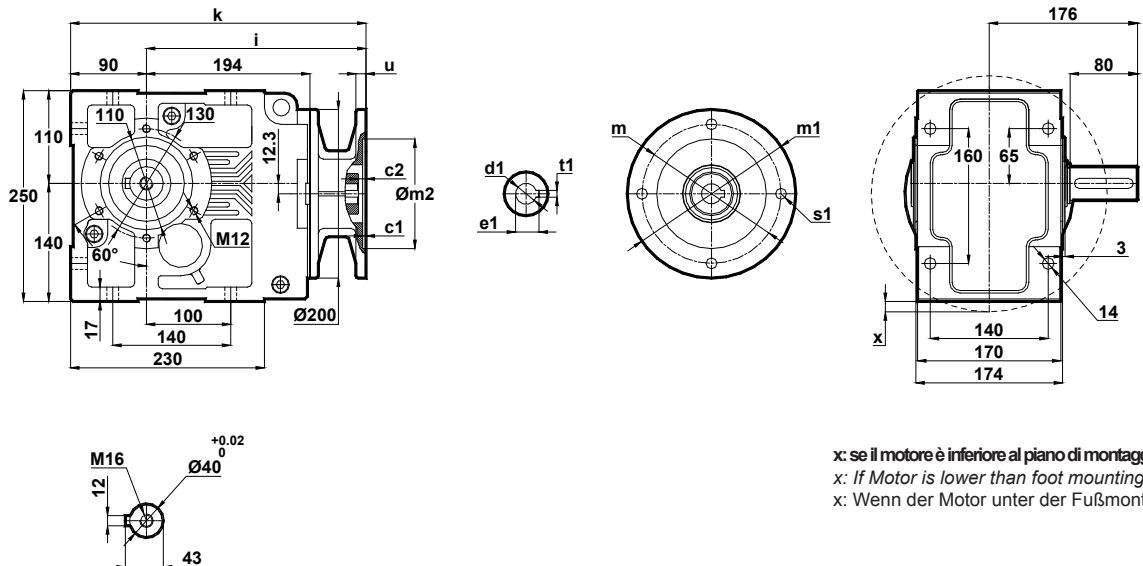
Foro di centraggio filettato secondo DIN 332 foglio 2 / Tapped center hole to DIN 332, sheet 2 / Zentrierung mit gewinde DIN 332, Blatt 2

#### KN373.00



	c1	c2	s1	m	m1	m2	i	u	k	d1	t1	e1	x
71/B5	4	9	11	130	160	110	261	12	351	14	5	16.3	-
80/B5	4	9	12	165	200	130	261	12	351	19	6	21.8	-
80/B14	4	9	7	100	120	80	261	12	351	19	6	21.8	-
90/B5	4	9	12	165	200	130	261	12	351	24	8	27.3	-
90/B14	4	9	9	115	140	95	261	12	351	24	8	26.3	-
100/B5	4.5	9	15	215	250	180	278	15	368	28	8	31.3	-
100/B14	3.5	9	9	130	160	110	278	15	368	28	8	31.3	-
112/B5	4.5	9	15	215	250	180	278	15	368	28	8	31.3	-
112/B14	3.5	9	9	130	160	110	278	15	368	28	8	31.3	-
132/B5	4.5	7	15	265	300	230	298	15	388	38	10	41.3	22.3
132/B14	4.5	9	11	165	200	130	298	15	388	38	10	41.3	-

#### KN373.01



	c1	c2	s1	m	m1	m2	i	u	k	d1	t1	e1	x
71/B5	4	9	11	130	160	110	261	12	351	14	5	16.3	-
80/B5	4	9	12	165	200	130	261	12	351	19	6	21.8	-
80/B14	4	9	7	100	120	80	261	12	351	19	6	21.8	-
90/B5	4	9	12	165	200	130	261	12	351	24	8	27.3	-
90/B14	4	9	9	115	140	95	261	12	351	24	8	26.3	-
100/B5	4.5	9	15	215	250	180	278	15	368	28	8	31.3	-
100/B14	3.5	9	9	130	160	110	278	15	368	28	8	31.3	-
112/B5	4.5	9	15	215	250	180	278	15	368	28	8	31.3	-
112/B14	3.5	9	9	130	160	110	278	15	368	28	8	31.3	-
132/B5	4.5	7	15	265	300	230	298	15	388	38	10	41.3	22.3
132/B14	4.5	9	11	165	200	130	298	15	388	38	10	41.3	-





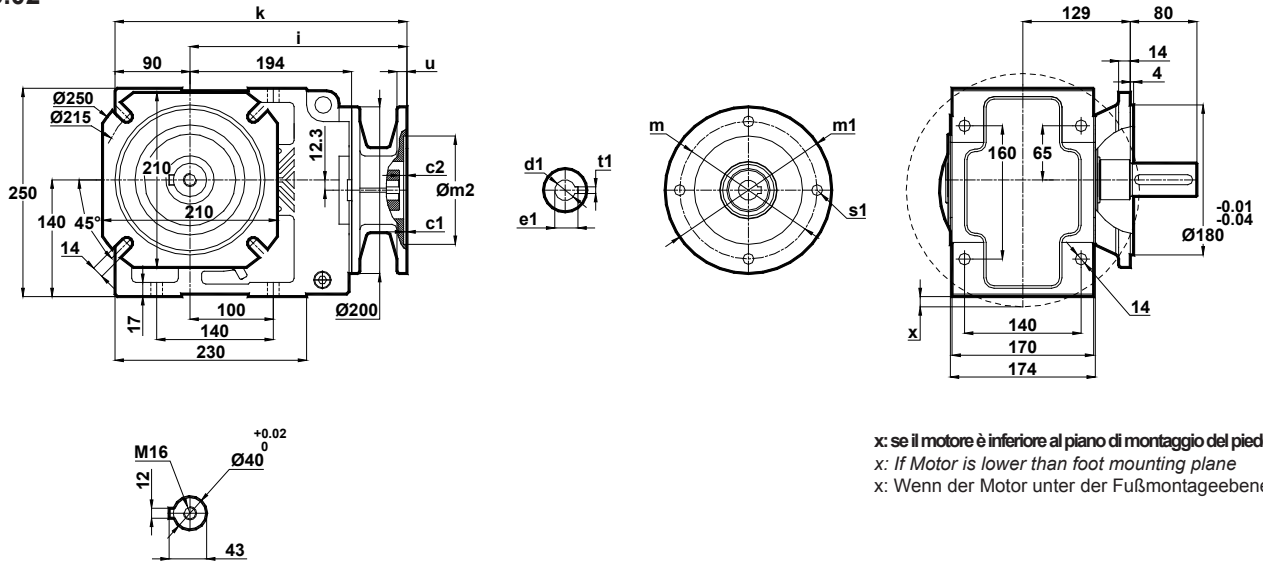
# Tabella dimensionali

## Dimension Pages

## Abmessungsseiten

Foro di centraggio filettato secondo DIN 332 foglio 2 / Tapped center hole to DIN 332, sheet 2 / Zentrierung mit gewinde DIN 332, Blatt 2

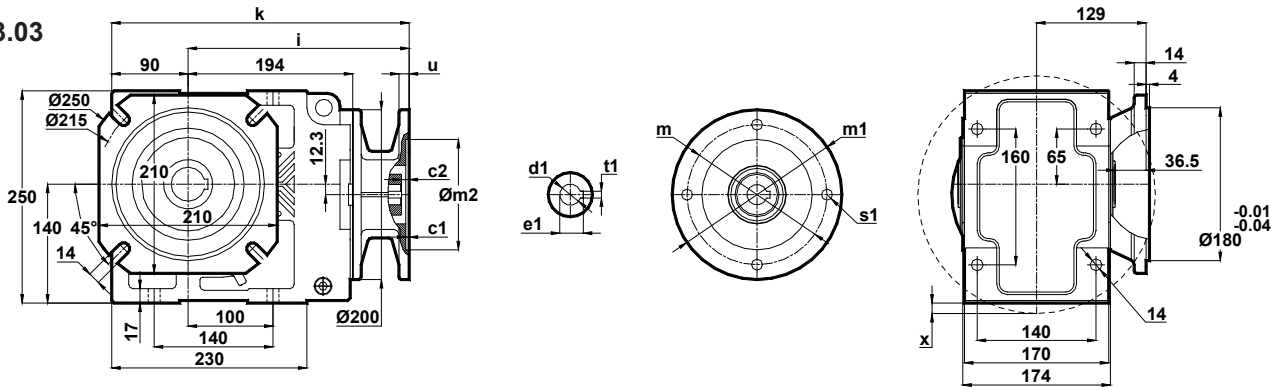
### KN373.02



x: se il motore è inferiore al piano di montaggio del piede  
 x: If Motor is lower than foot mounting plane  
 x: Wenn der Motor unter der Fußmontageebene ist

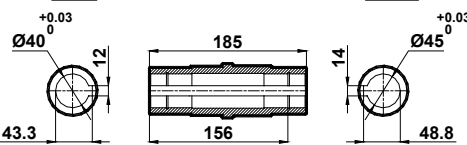
	c1	c2	s1	m	m1	m2	i	u	k	d1	t1	e1	x
71/B5	4	9	11	130	160	110	261	12	351	14	5	16.3	-
80/B5	4	9	12	165	200	130	261	12	351	19	6	21.8	-
80/B14	4	9	7	100	120	80	261	12	351	19	6	21.8	-
90/B5	4	9	12	165	200	130	261	12	351	24	8	27.3	-
90/B14	4	9	9	115	140	95	261	12	351	24	8	26.3	-
100/B5	4.5	9	15	215	250	180	278	15	368	28	8	31.3	-
100/B14	3.5	9	9	130	160	110	278	15	368	28	8	31.3	-
112/B5	4.5	9	15	215	250	180	278	15	368	28	8	31.3	-
112/B14	3.5	9	9	130	160	110	278	15	368	28	8	31.3	-
132/B5	4.5	7	15	265	300	230	298	15	388	38	10	41.3	22.3
132/B14	9	9	11	165	200	130	298	15	388	38	10	41.3	-

### KN373.03



Std.

Ops.



x: se il motore è inferiore al piano di montaggio del piede  
 x: If Motor is lower than foot mounting plane  
 x: Wenn der Motor unter der Fußmontageebene ist

	c1	c2	s1	m	m1	m2	i	u	k	d1	t1	e1	x
71/B5	4	9	11	130	160	110	261	12	351	14	5	16.3	-
80/B5	4	9	12	165	200	130	261	12	351	19	6	21.8	-
80/B14	4	9	7	100	120	80	261	12	351	19	6	21.8	-
90/B5	4	9	12	165	200	130	261	12	351	24	8	27.3	-
90/B14	4	9	9	115	140	95	261	12	351	24	8	26.3	-
100/B5	4.5	9	15	215	250	180	278	15	368	28	8	31.3	-
100/B14	3.5	9	9	130	160	110	278	15	368	28	8	31.3	-
112/B5	4.5	9	15	215	250	180	278	15	368	28	8	31.3	-
112/B14	3.5	9	9	130	160	110	278	15	368	28	8	31.3	-
132/B5	4.5	7	15	265	300	230	298	15	388	38	10	41.3	22.3
132/B14	9	9	11	165	200	130	298	15	388	38	10	41.3	-



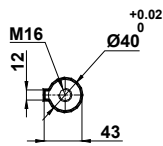
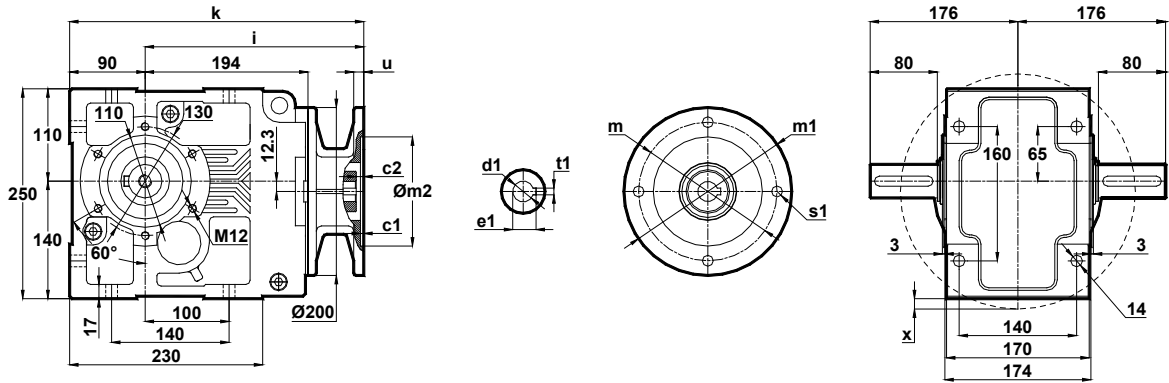
# Tabella dimensionali

## Dimension Pages

## Abmessungsseiten

Foro di centraggio filettato secondo DIN 332 foglio 2 / Tapped center hole to DIN 332, sheet 2 / Zentrierung mit gewinde DIN 332, Blatt 2

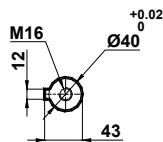
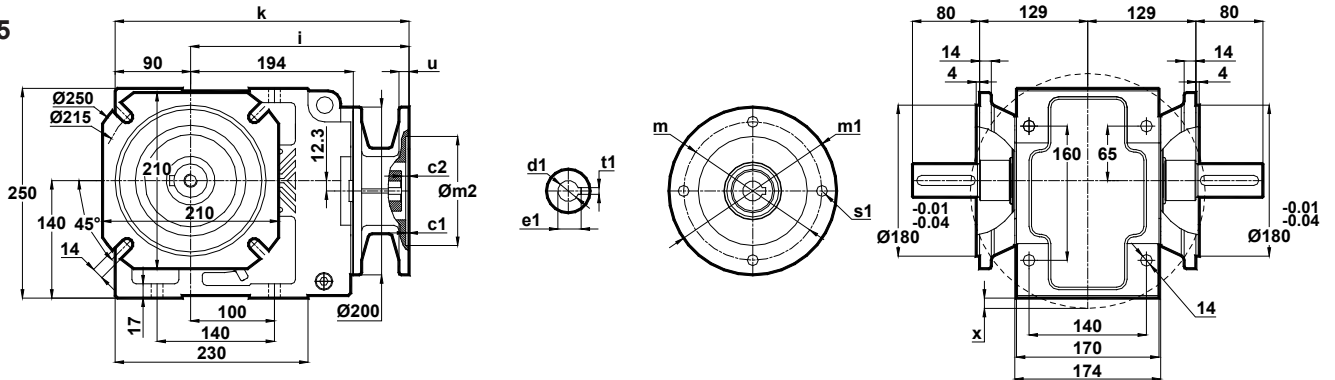
### KN373.04



x: se il motore è inferiore al piano di montaggio del piede  
 x: If Motor is lower than foot mounting plane  
 x: Wenn der Motor unter der Fußmontageebene ist


	c1	c2	s1	m	m1	m2	i	u	k	d1	t1	e1	x
71/B5	4	9	11	130	160	110	261	12	351	14	5	16.3	-
80/B5	4	9	12	165	200	130	261	12	351	19	6	21.8	-
80/B14	4	9	7	100	120	80	261	12	351	19	6	21.8	-
90/B5	4	9	12	165	200	130	261	12	351	24	8	27.3	-
90/B14	4	9	9	115	140	95	261	12	351	24	8	26.3	-
100/B5	4.5	9	15	215	250	180	278	15	368	28	8	31.3	-
100/B14	3.5	9	9	130	160	110	278	15	368	28	8	31.3	-
112/B5	4.5	9	15	215	250	180	278	15	368	28	8	31.3	-
112/B14	3.5	9	9	130	160	110	278	15	368	28	8	31.3	-
132/B5	4.5	7	15	265	300	230	298	15	388	38	10	41.3	22.3
132/B14	9	9	11	165	200	130	298	15	388	38	10	41.3	-

### KN373.05



x: se il motore è inferiore al piano di montaggio del piede  
 x: If Motor is lower than foot mounting plane  
 x: Wenn der Motor unter der Fußmontageebene ist

	c1	c2	s1	m	m1	m2	i	u	k	d1	t1	e1	x
71/B5	4	9	11	130	160	110	261	12	351	14	5	16.3	-
80/B5	4	9	12	165	200	130	261	12	351	19	6	21.8	-
80/B14	4	9	7	100	120	80	261	12	351	19	6	21.8	-
90/B5	4	9	12	165	200	130	261	12	351	24	8	27.3	-
90/B14	4	9	9	115	140	95	261	12	351	24	8	26.3	-
100/B5	4.5	9	15	215	250	180	278	15	368	28	8	31.3	-
100/B14	3.5	9	9	130	160	110	278	15	368	28	8	31.3	-
112/B5	4.5	9	15	215	250	180	278	15	368	28	8	31.3	-
112/B14	3.5	9	9	130	160	110	278	15	368	28	8	31.3	-
132/B5	4.5	7	15	265	300	230	298	15	388	38	10	41.3	22.3
132/B14	9	9	11	165	200	130	298	15	388	38	10	41.3	-



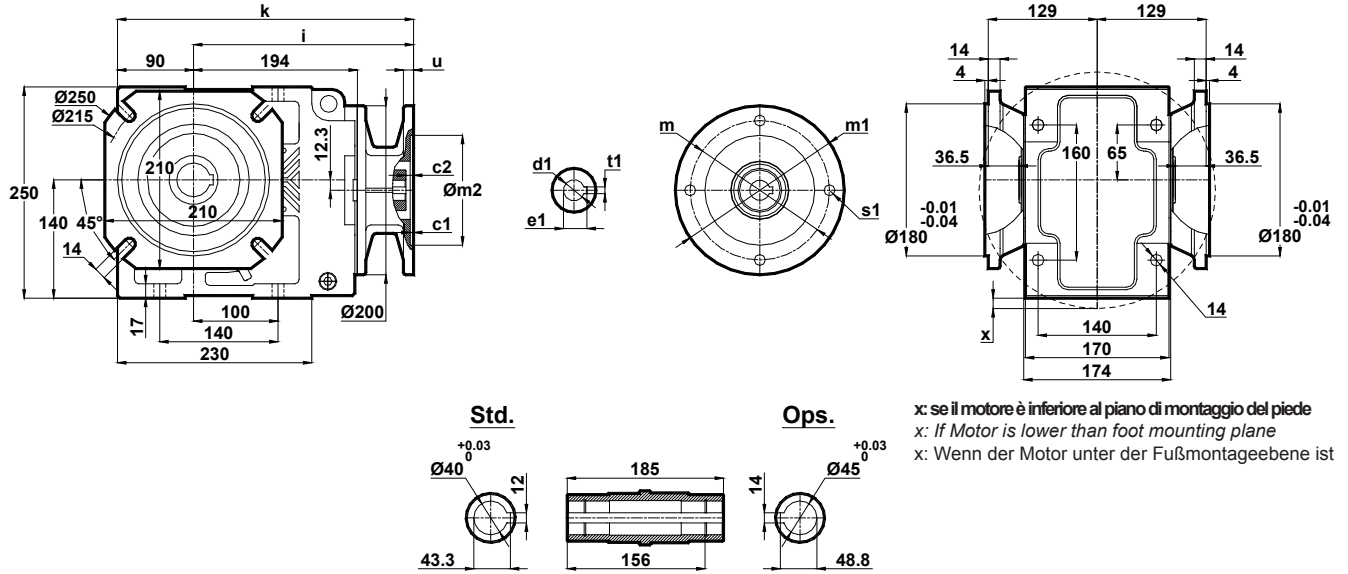
# Tabelle dimensionali

## Dimension Pages

### Abmessungsseiten

Foro di centraggio filettato secondo DIN 332 foglio 2 / Tapped center hole to DIN 332, sheet 2 / Zentrierung mit gewinde DIN 332, Blatt 2

**KN373.08**



x: se il motore è inferiore al piano di montaggio del piede  
 x: If Motor is lower than foot mounting plane  
 x: Wenn der Motor unter der Fußmontageebene ist

	c1	c2	s1	m	m1	m2	i	u	k	d1	t1	e1	x
71/B5	4	9	11	130	160	110	261	12	351	14	5	16.3	-
80/B5	4	9	12	165	200	130	261	12	351	19	6	21.8	-
80/B14			7	100	120	80							
90/B5	4	9	12	165	200	130	261	12	351	24	8	27.3	-
90/B14			9	115	140	95						26.3	
100/B5	4.5	9	15	215	250	180	278	15	368	28	8	31.3	-
100/B14	3.5		9	130	160	110							
112/B5	4.5	9	15	215	250	180	278	15	368	28	8	31.3	-
112/B14	3.5		9	130	160	110							
132/B5	4.5	7	15	265	300	230	298	15	388	38	10	41.3	22.3
132/B14		9	11	165	200	130							-



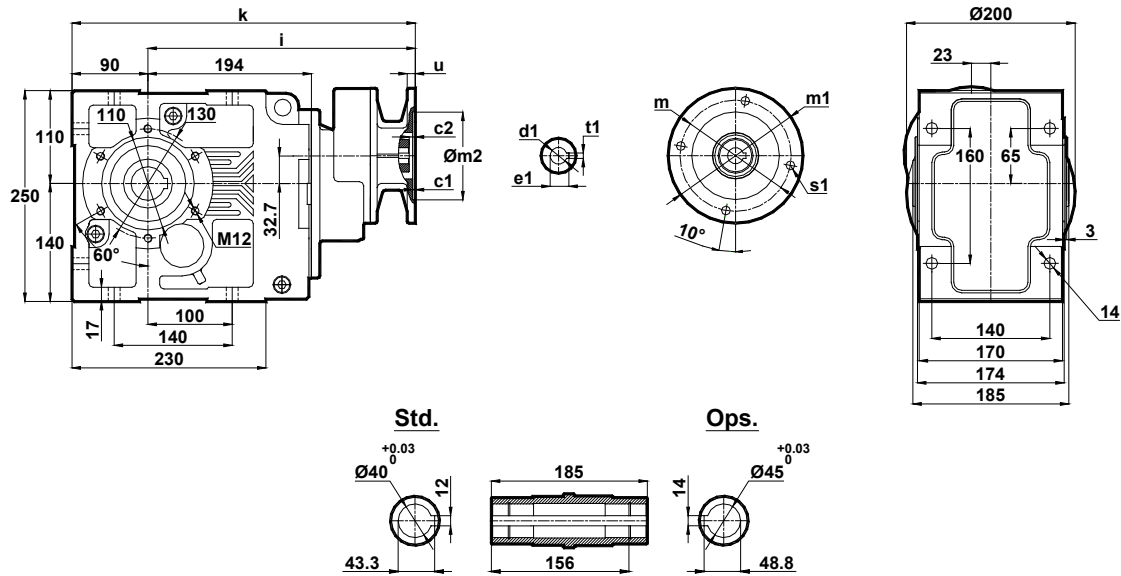
# Tabelle dimensionali

## Dimension Pages

## Abmessungsseiten

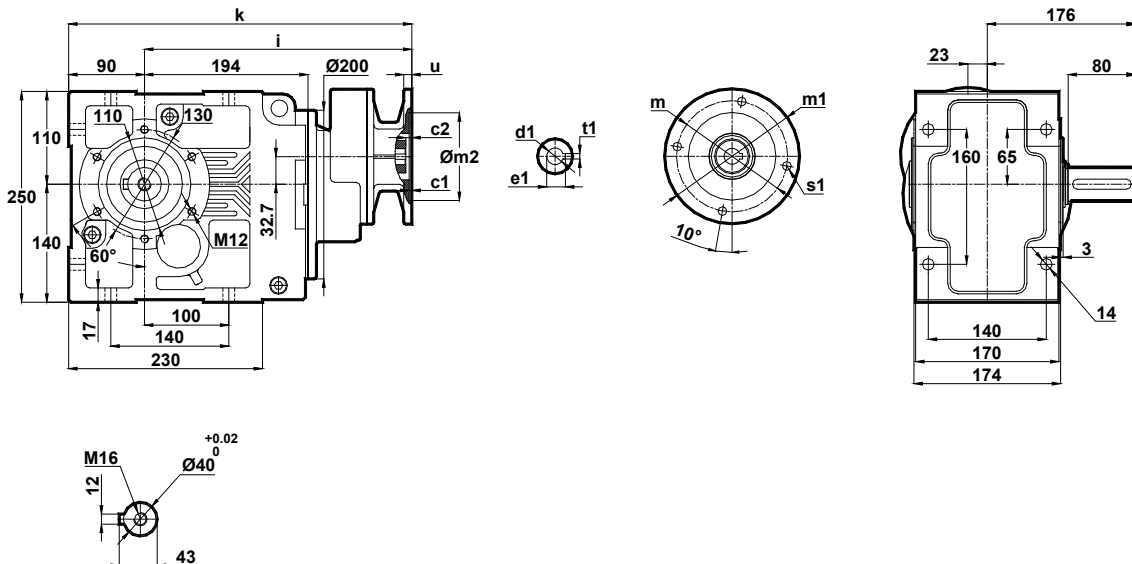
Foro di centraggio filettato secondo DIN 332 foglio 2 / Tapped center hole to DIN 332, sheet 2 / Zentrierung mit gewinde DIN 332, Blatt 2

### KN374.00



	c1	c2	s1	m	m1	m2	i	u	k	d1	t1	e1
63/B5	3.5	8	9	115	140	95	338	12	428	11	4	12.8
71/B5	4	8.5	11	130	160	110	309	12	399	14	5	16.3
71/B14	3		7	85	105	70		10				
80/B5	4	5	12	165	200	130	338	12	428	19	6	21.8
80/B14			7	100	120	80						

### KN374.01



	c1	c2	s1	m	m1	m2	i	u	k	d1	t1	e1
63/B5	3.5	8	9	115	140	95	338	12	428	11	4	12.8
71/B5	4	8.5	11	130	160	110	309	12	399	14	5	16.3
71/B14	3		7	85	105	70		10				
80/B5	4	5	12	165	200	130	338	12	428	19	6	21.8
80/B14			7	100	120	80						



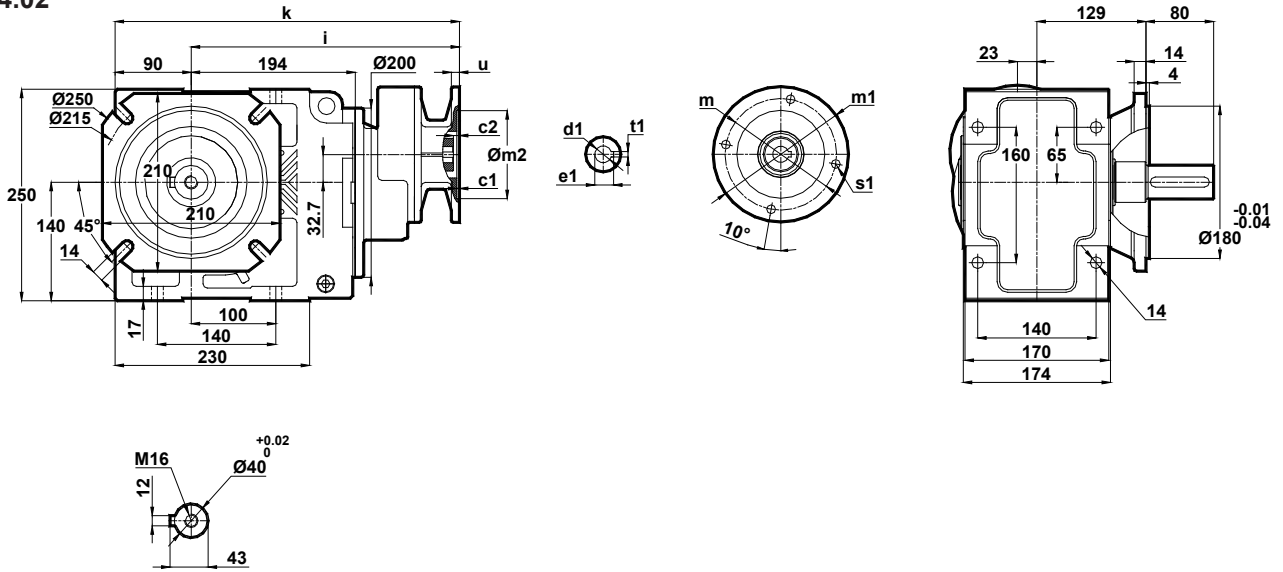
# Tabelle dimensionali

## Dimension Pages

### Abmessungsseiten

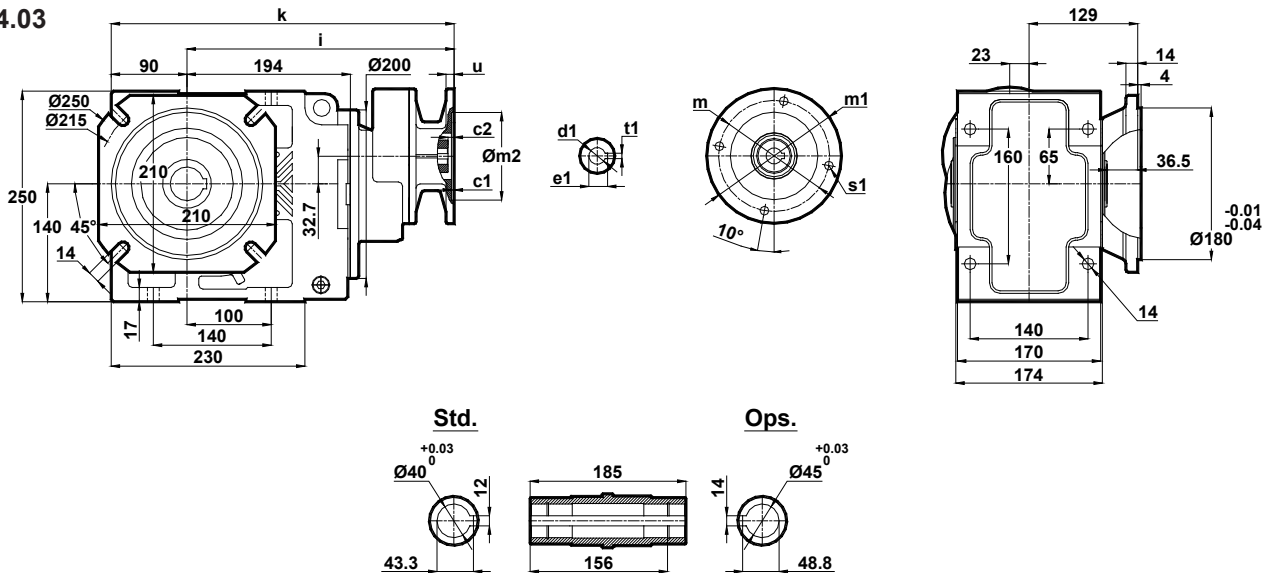
Foro di centraggio filettato secondo DIN 332 foglio 2 / - Tapped center hole to DIN 332, sheet 2 / Zentrierung mit gewinde DIN 332, Blatt 2

#### KN374.02



	c1	c2	s1	m	m1	m2	i	u	k	d1	t1	e1
63/B5	3.5	8	9	115	140	95	338	12	428	11	4	12.8
71/B5	4	8.5	11	130	160	110	309	12	399	14	5	16.3
71/B14	3		7	85	105	70		10				
80/B5	4	5	12	165	200	130	338	12	428	19	6	21.8
80/B14			7	100	120	80						

#### KN374.03



	c1	c2	s1	m	m1	m2	i	u	k	d1	t1	e1
63/B5	3.5	8	9	115	140	95	338	12	428	11	4	12.8
71/B5	4	8.5	11	130	160	110	309	12	399	14	5	16.3
71/B14	3		7	85	105	70		10				
80/B5	4	5	12	165	200	130	338	12	428	19	6	21.8
80/B14			7	100	120	80						



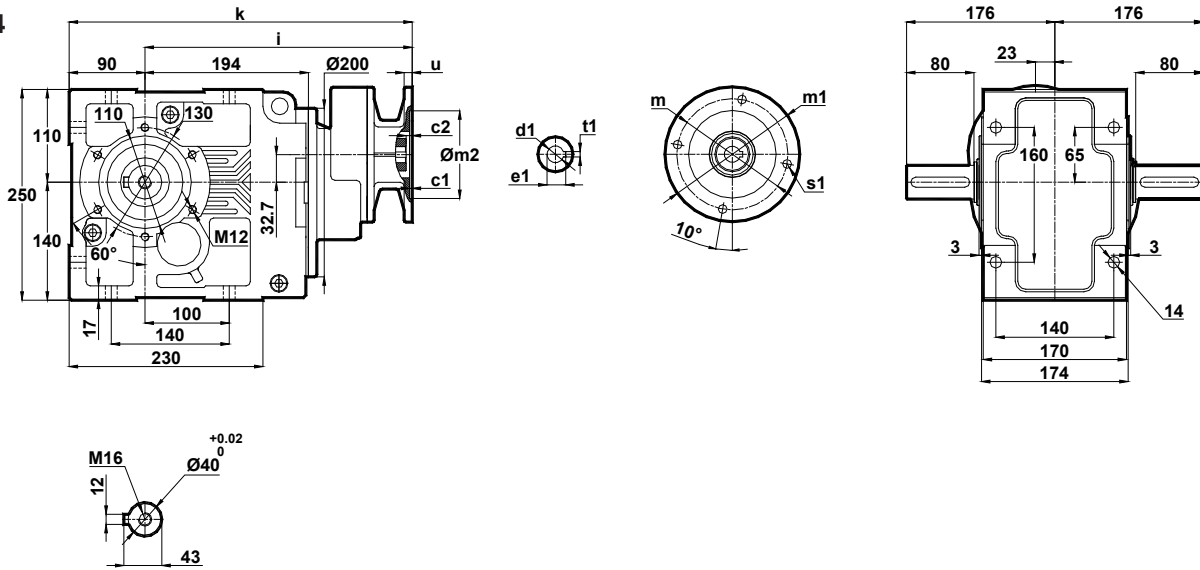
# Tabella dimensionali

## Dimension Pages

### Abmessungsseiten

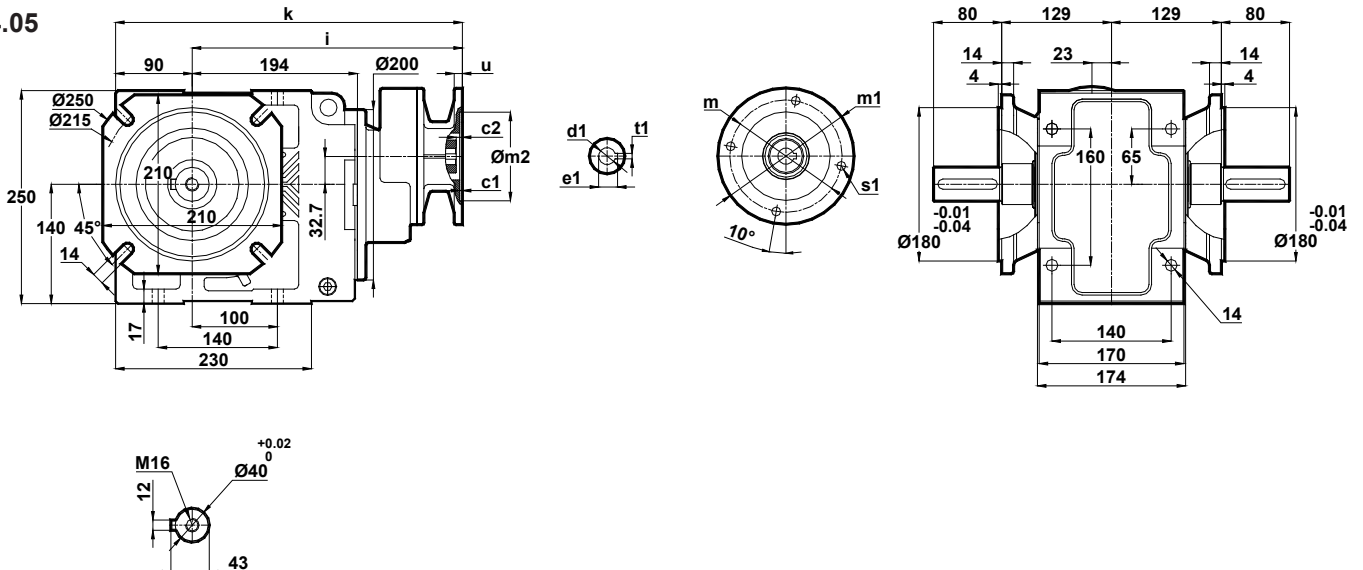
Foro di centraggio filettato secondo DIN 332 foglio 2 / Tapped center hole to DIN 332, sheet 2 / Zentrierung mit gewinde DIN 332, Blatt 2

#### KN374.04




	c1	c2	s1	m	m1	m2	i	u	k	d1	t1	e1
63/B5	3.5	8	9	115	140	95	338	12	428	11	4	12.8
71/B5	4	8.5	11	130	160	110	309	12	399	14	5	16.3
71/B14	3		7	85	105	70		10				
80/B5	4	5	12	165	200	130	338	12	428	19	6	21.8
80/B14			7	100	120	80						

#### KN374.05



	c1	c2	s1	m	m1	m2	i	u	k	d1	t1	e1
63/B5	3.5	8	9	115	140	95	338	12	428	11	4	12.8
71/B5	4	8.5	11	130	160	110	309	12	399	14	5	16.3
71/B14	3		7	85	105	70		10				
80/B5	4	5	12	165	200	130	338	12	428	19	6	21.8
80/B14			7	100	120	80						



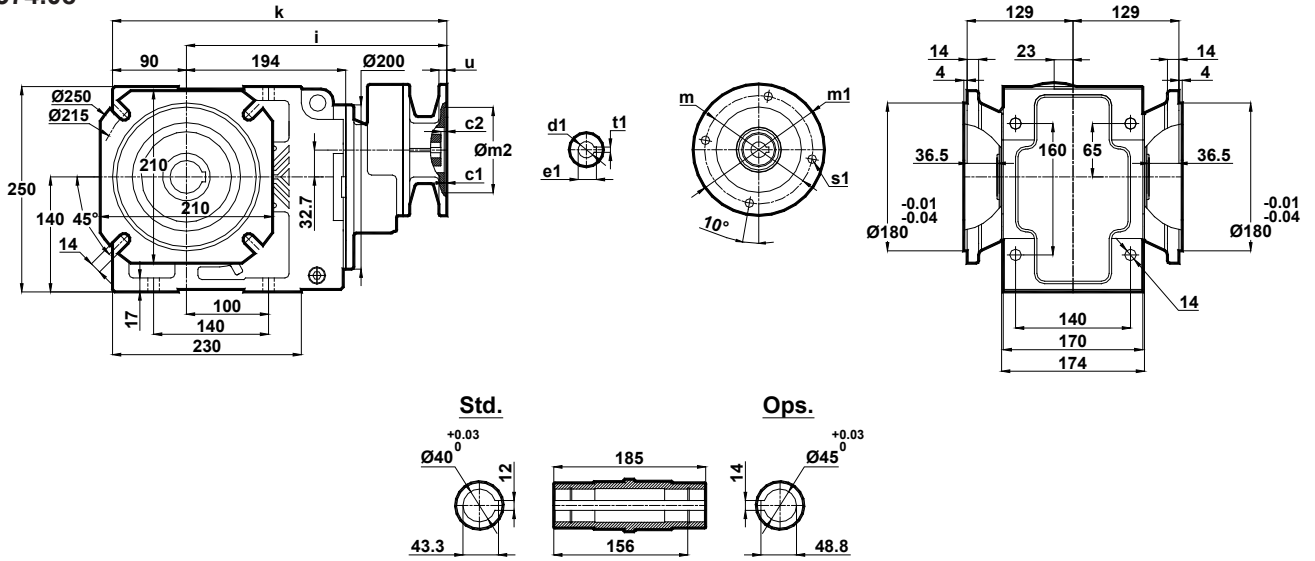
# Tabelle dimensionali

## Dimension Pages

### Abmessungsseiten

Foro di centraggio filettato secondo DIN 332 foglio 2 / Tapped center hole to DIN 332, sheet 2 / Zentrierung mit gewinde DIN 332, Blatt 2

KN374.08



	c1	c2	s1	m	m1	m2	i	u	k	d1	t1	e1
<b>63/B5</b>	3.5	8	9	115	140	95	338	12	428	11	4	12.8
<b>71/B5</b>	4											
<b>71/B14</b>	3	8.5	7	85	105	70	309	10	399	14	5	16.3
<b>80/B5</b>	4											
<b>80/B14</b>		5	7	100	120	80	338	12	428	19	6	21.8



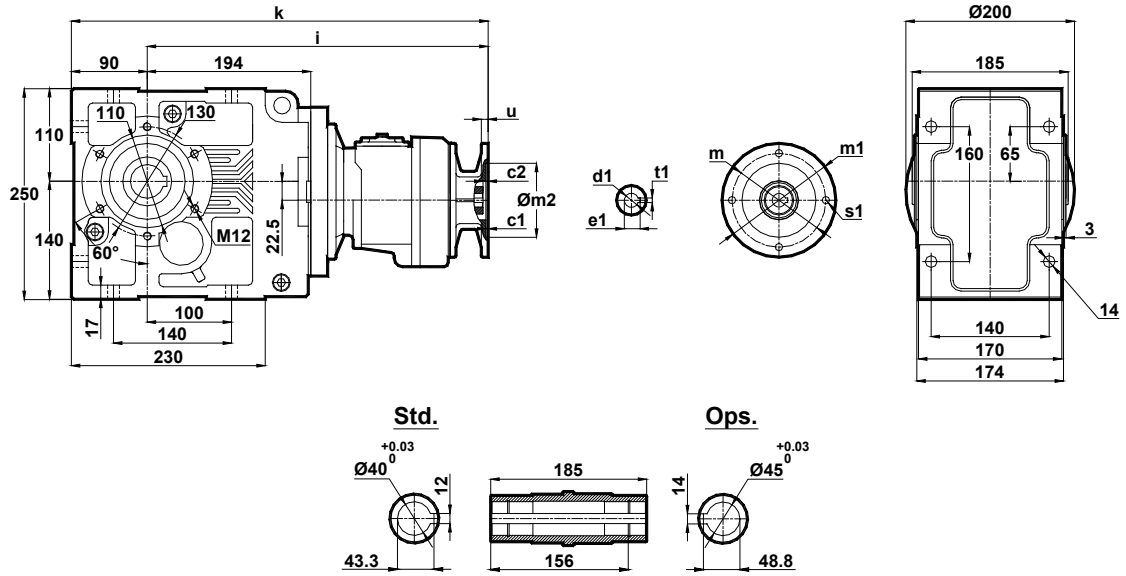
# Tabelle dimensionali

## Dimension Pages

## Abmessungsseiten

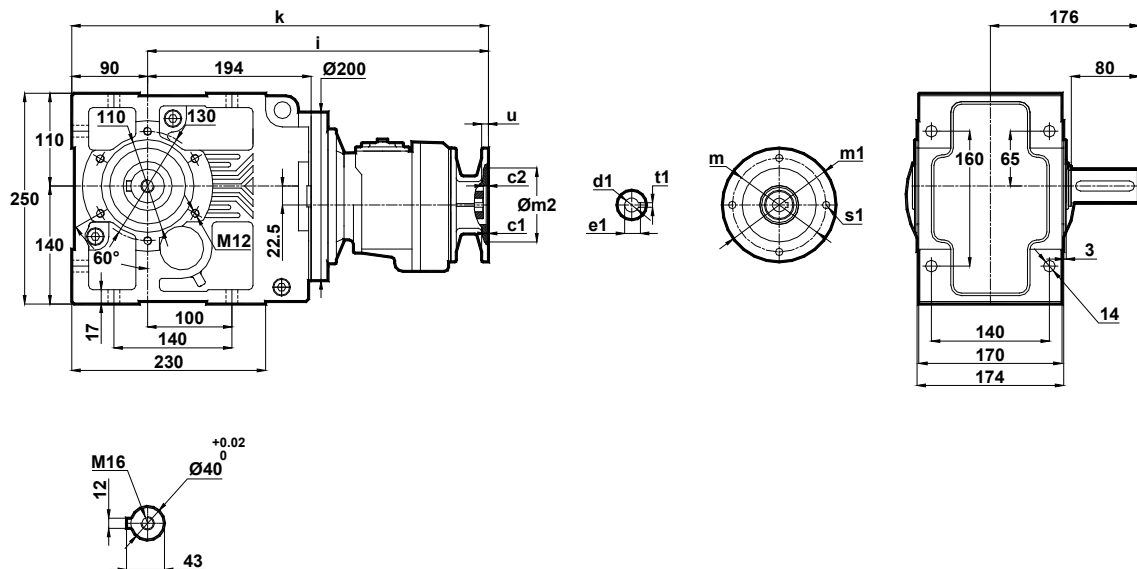
Foro di centraggio filettato secondo DIN 332 foglio 2 / Tapped center hole to DIN 332, sheet 2 / Zentrierung mit gewinde DIN 332, Blatt 2

KN375.00  
KN376.00



	c1	c2	s1	m	m1	m2	i	u	k	d1	t1	e1
63/B5	3.5	5	10	115	140	95	405	10	495	11	4	12.8
63/B14	2.5	5	5.5	75	90	60	405	10	495	11	4	12.8
71/B5	4	4.5	11	130	160	110	405	12	495	14	5	16.3
71/B14	3	4.5	7	85	105	70	405	10	495	14	5	16.3

KN375.01  
KN376.01



	c1	c2	s1	m	m1	m2	i	u	k	d1	t1	e1
63/B5	3.5	5	10	115	140	95	405	10	495	11	4	12.8
63/B14	2.5	5	5.5	75	90	60	405	10	495	11	4	12.8
71/B5	4	4.5	11	130	160	110	405	12	495	14	5	16.3
71/B14	3	4.5	7	85	105	70	405	10	495	14	5	16.3





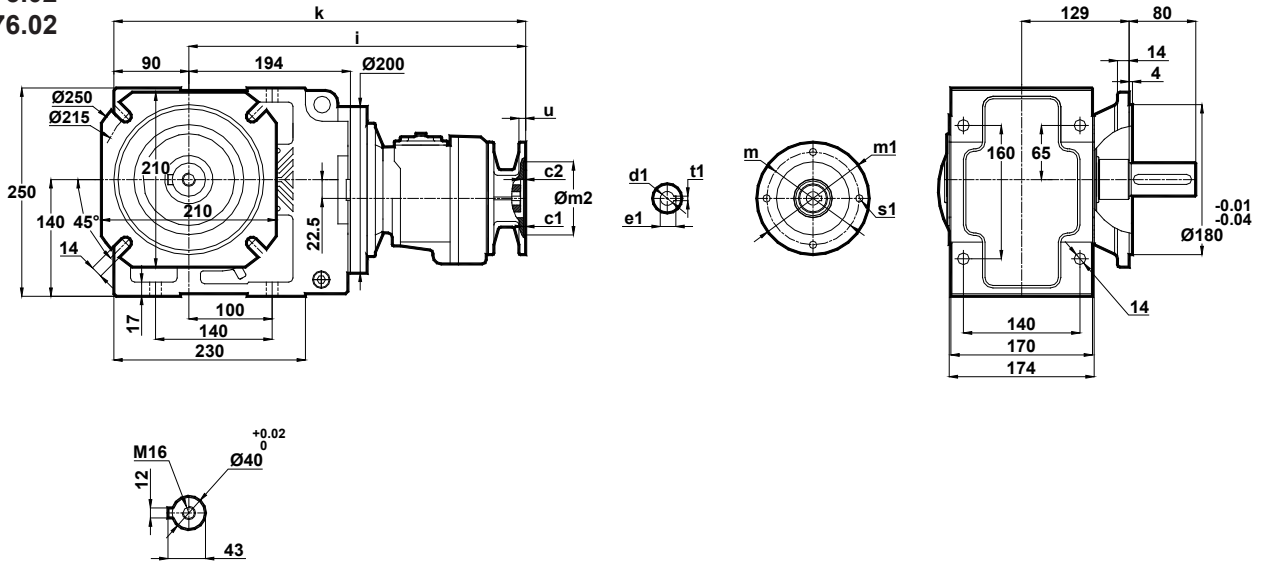
# Tabelle dimensionali

## Dimension Pages

## Abmessungsseiten

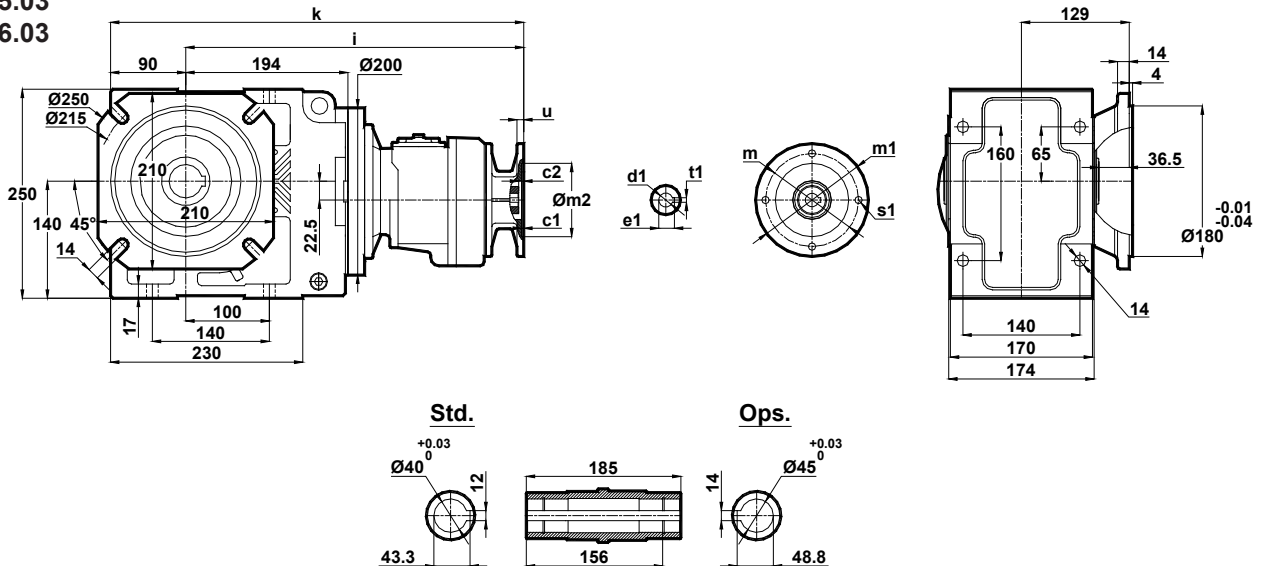
Foro di centraggio filettato secondo DIN 332 foglio 2 / Tapped center hole to DIN 332, sheet 2 / Zentrierung mit gewinde DIN 332, Blatt 2

KN375.02  
KN376.02




	c1	c2	s1	m	m1	m2	i	u	k	d1	t1	e1
63/B5	3.5	5	10	115	140	95	405	10	495	11	4	12.8
63/B14	2.5		5.5	75	90	60						
71/B5	4	4.5	11	130	160	110	405	12	495	14	5	16.3
71/B14	3		7	85	105	70		10				

KN375.03  
KN376.03



	c1	c2	s1	m	m1	m2	i	u	k	d1	t1	e1
63/B5	3.5	5	10	115	140	95	405	10	495	11	4	12.8
63/B14	2.5		5.5	75	90	60						
71/B5	4	4.5	11	130	160	110	405	12	495	14	5	16.3
71/B14	3		7	85	105	70		10				



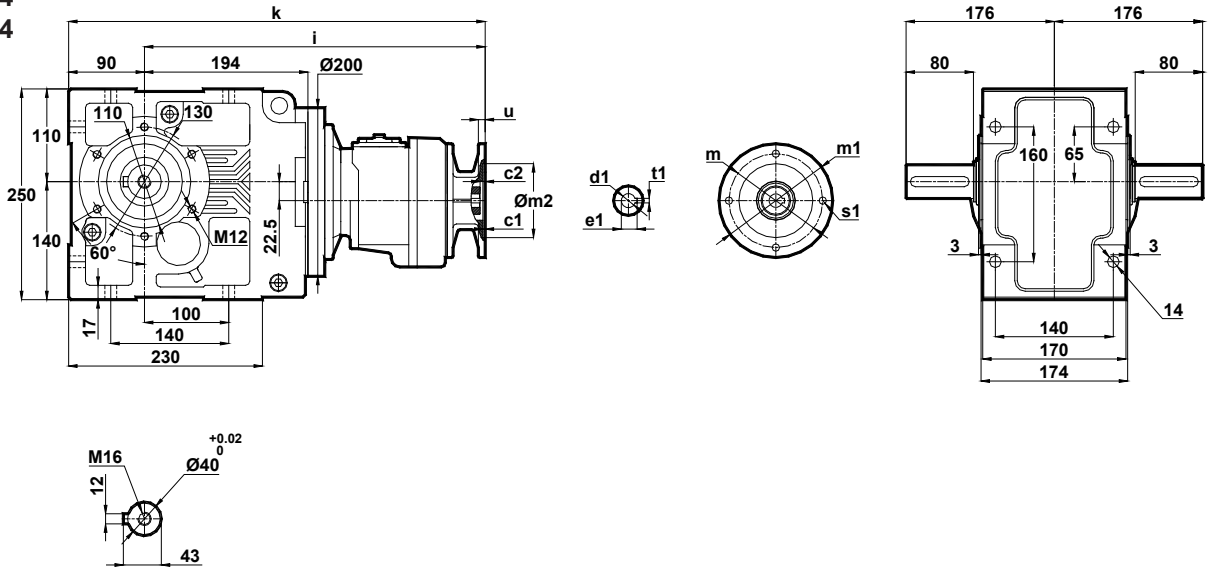
# Tabelle dimensionali

## Dimension Pages

## Abmessungsseiten

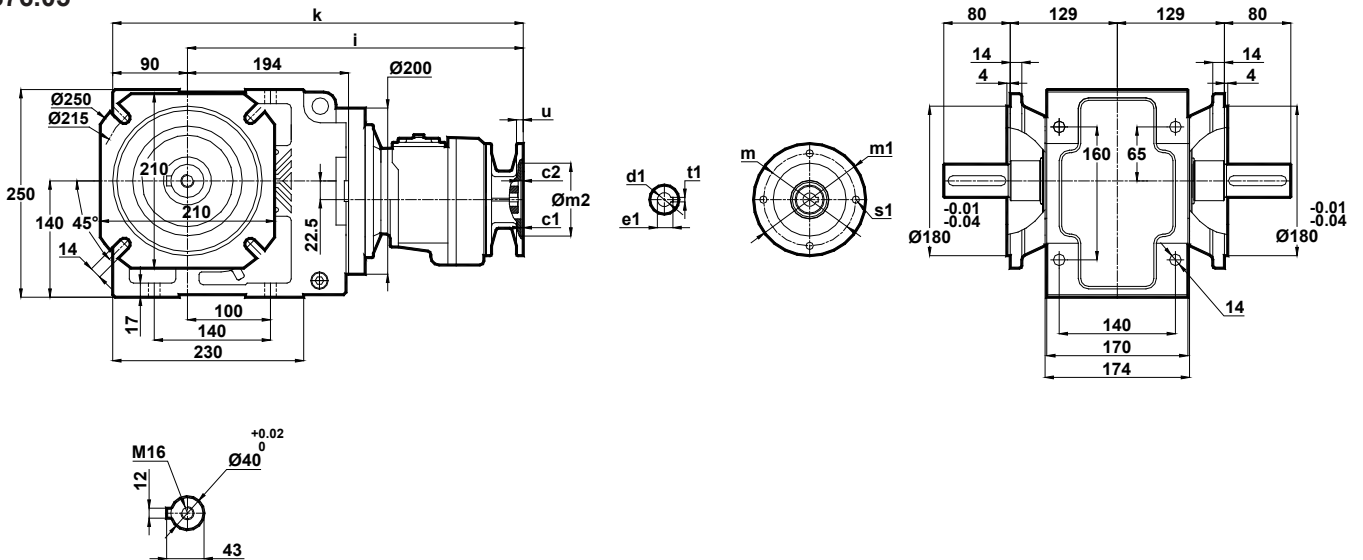
Foro di centraggio filettato secondo DIN 332 foglio 2 / Tapped center hole to DIN 332, sheet 2 / Zentrierung mit gewinde DIN 332, Blatt 2

KN375.04  
KN376.04



	c1	c2	s1	m	m1	m2	i	u	k	d1	t1	e1
63/B5	3.5	5	10	115	140	95	405	10	495	11	4	12.8
63/B14	2.5	5	5.5	75	90	60	405	10	495	11	4	12.8
71/B5	4	4.5	11	130	160	110	405	12	495	14	5	16.3
71/B14	3	4.5	7	85	105	70	405	10	495	14	5	16.3

KN375.05  
KN376.05



	c1	c2	s1	m	m1	m2	i	u	k	d1	t1	e1
63/B5	3.5	5	10	115	140	95	405	10	495	11	4	12.8
63/B14	2.5	5	5.5	75	90	60	405	10	495	11	4	12.8
71/B5	4	4.5	11	130	160	110	405	12	495	14	5	16.3
71/B14	3	4.5	7	85	105	70	405	10	495	14	5	16.3



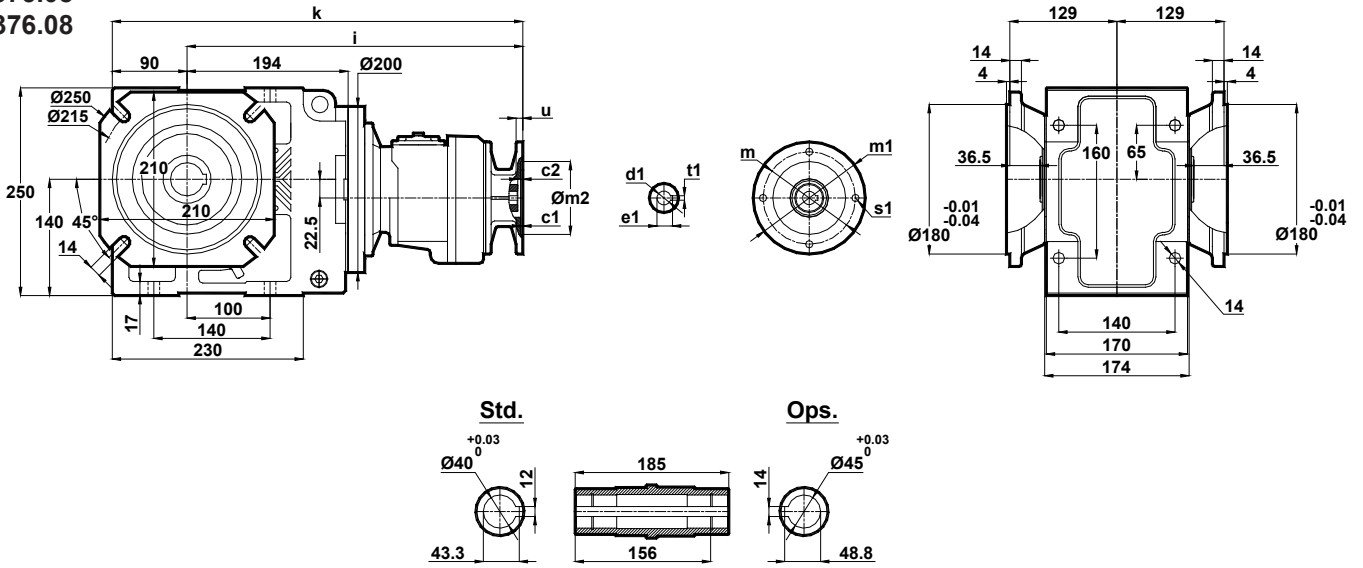
# Tabelle dimensionali

## Dimension Pages


### Abmessungsseiten

Foro di centraggio filettato secondo DIN 332 foglio 2 / Tapped center hole to DIN 332, sheet 2 / Zentrierung mit gewinde DIN 332, Blatt 2

KN375.08  
KN376.08



	c1	c2	s1	m	m1	m2	i	u	k	d1	t1	e1
63/B5	3.5	5	10	115	140	95	405	10	495	11	4	12.8
63/B14	2.5		5.5	75	90	60						
71/B5	4	4.5	11	130	160	110	405	12	495	14	5	16.3
71/B14	3		7	85	105	70		10				



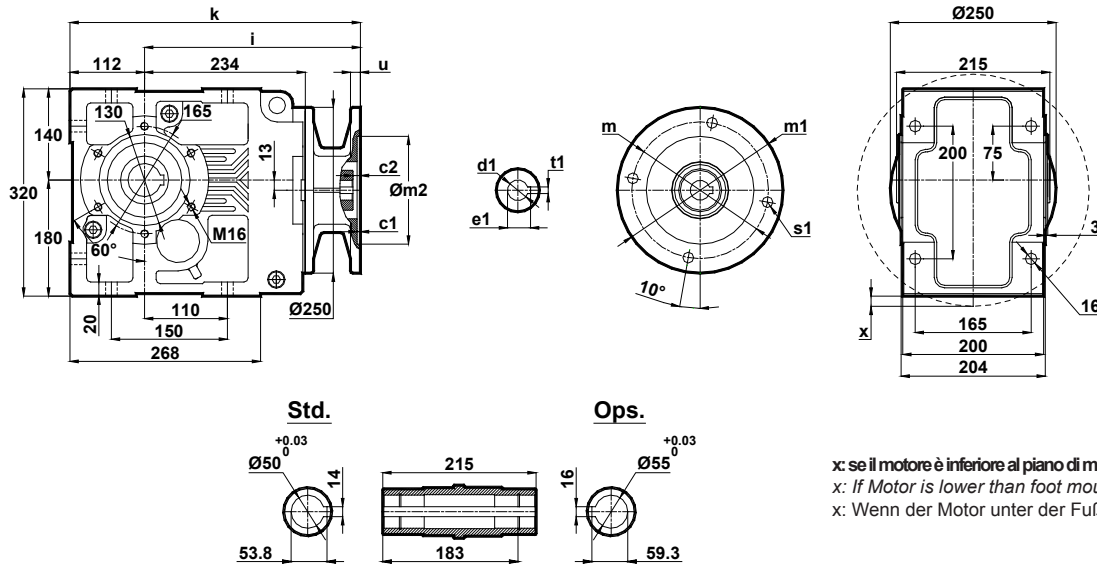
# Tabella dimensionali

## Dimension Pages

## Abmessungsseiten

Foro di centraggio filettato secondo DIN 332 foglio 2 / Tapped center hole to DIN 332, sheet 2 / Zentrierung mit gewinde DIN 332, Blatt 2

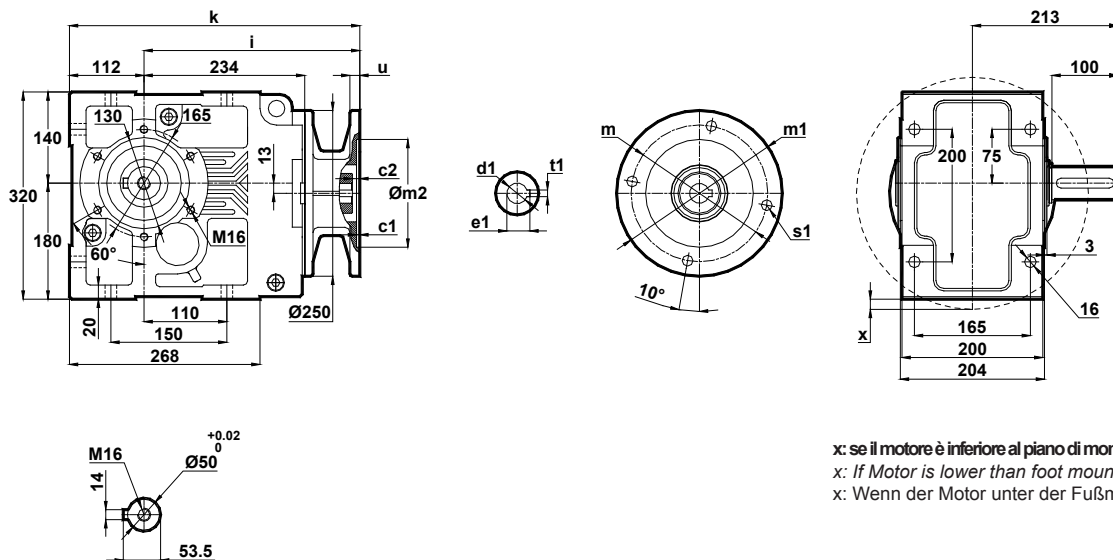
### KN473.00



x: se il motore è inferiore al piano di montaggio del piede  
 x: If Motor is lower than foot mounting plane  
 x: Wenn der Motor unter der Fußmontageebene ist

	c1	c2	s1	m	m1	m2	i	u	k	d1	t1	e1	x
80/B5	4	5	12	165	200	130	291	12	403	19	6	21.8	-
90/B5	4	5	12	165	200	130	291	12	403	24	8	27.3	-
90/B14	4	5	9	115	140	95	291	12	403	24	8	27.3	-
100/B5	4.5	9	15	215	250	180	309	15	421	28	8	31.3	-
100/B14	3.5	9	9	130	160	110	309	15	421	28	8	31.3	-
112/B5	4.5	9	15	215	250	180	309	15	421	28	8	31.3	-
112/B14	3.5	9	9	130	160	110	309	15	421	28	8	31.3	-
132/B5	4.5	6	15	265	300	230	328	15	440	38	10	41.3	-
132/B14	4.5	6	11	165	200	130	328	15	440	38	10	41.3	-
160/B5	5.5	10	19	300	350	250	407	20	519	42	12	45.3	8
180/B5	5.5	10	19	300	350	250	407	20	519	48	14	51.8	8

### KN473.01



x: se il motore è inferiore al piano di montaggio del piede  
 x: If Motor is lower than foot mounting plane  
 x: Wenn der Motor unter der Fußmontageebene ist

	c1	c2	s1	m	m1	m2	i	u	k	d1	t1	e1	x
80/B5	4	5	12	165	200	130	291	12	403	19	6	21.8	-
90/B5	4	5	12	165	200	130	291	12	403	24	8	27.3	-
90/B14	4	5	9	115	140	95	291	12	403	24	8	27.3	-
100/B5	4.5	9	15	215	250	180	309	15	421	28	8	31.3	-
100/B14	3.5	9	9	130	160	110	309	15	421	28	8	31.3	-
112/B5	4.5	9	15	215	250	180	309	15	421	28	8	31.3	-
112/B14	3.5	9	9	130	160	110	309	15	421	28	8	31.3	-
132/B5	4.5	6	15	265	300	230	328	15	440	38	10	41.3	-
132/B14	4.5	6	11	165	200	130	328	15	440	38	10	41.3	-
160/B5	5.5	10	19	300	350	250	407	20	519	42	12	45.3	8
180/B5	5.5	10	19	300	350	250	407	20	519	48	14	51.8	8



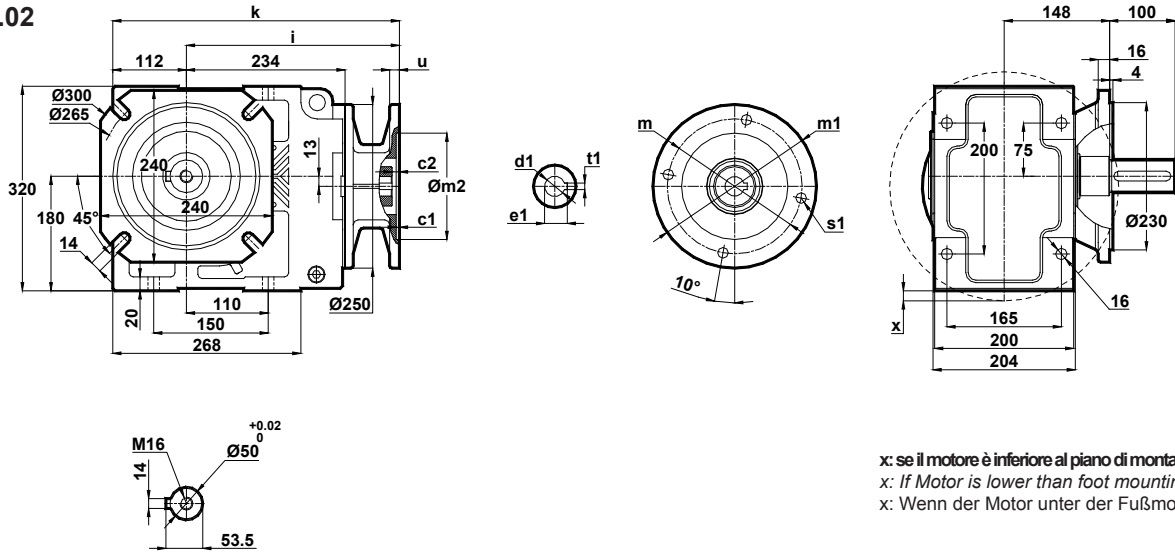
# Tabelle dimensionali

## Dimension Pages

### Abmessungsseiten

Foro di centraggio filettato secondo DIN 332 foglio 2 / Tapped center hole to DIN 332, sheet 2 / Zentrierung mit gewinde DIN 332, Blatt 2

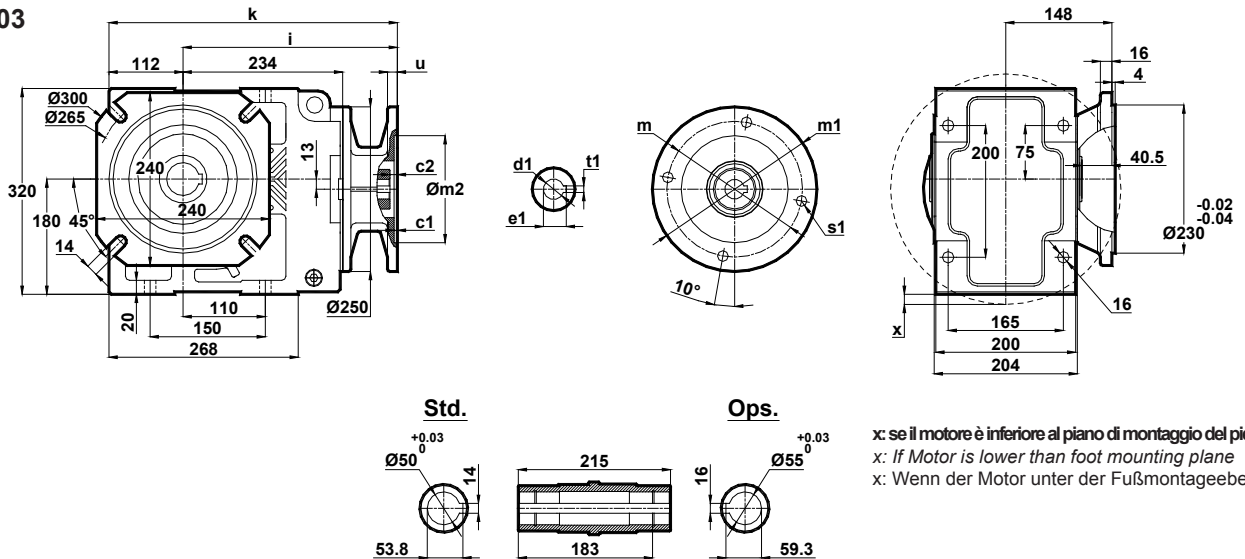
#### KN473.02



x: se il motore è inferiore al piano di montaggio del piede  
 x: If Motor is lower than foot mounting plane  
 x: Wenn der Motor unter der Fußmontageebene ist

	c1	c2	s1	m	m1	m2	i	u	k	d1	t1	e1	x
80/B5	4	5	12	165	200	130	291	12	403	19	6	21.8	-
90/B5	4	5	12	165	200	130	291	12	403	24	8	27.3	-
90/B14	4	5	9	115	140	95	291	12	403	24	8	27.3	-
100/B5	4.5	9	15	215	250	180	309	15	421	28	8	31.3	-
100/B14	3.5	9	9	130	160	110	309	15	421	28	8	31.3	-
112/B5	4.5	9	15	215	250	180	309	15	421	28	8	31.3	-
112/B14	3.5	9	9	130	160	110	309	15	421	28	8	31.3	-
132/B5	4.5	6	15	265	300	230	328	15	440	38	10	41.3	-
132/B14	4.5	6	11	165	200	130	328	15	440	38	10	41.3	-
160/B5	5.5	10	19	300	350	250	407	20	519	42	12	45.3	8
180/B5	5.5	10	19	300	350	250	407	20	519	48	14	51.8	8

#### KN473.03



x: se il motore è inferiore al piano di montaggio del piede  
 x: If Motor is lower than foot mounting plane  
 x: Wenn der Motor unter der Fußmontageebene ist

	c1	c2	s1	m	m1	m2	i	u	k	d1	t1	e1	x
80/B5	4	5	12	165	200	130	291	12	403	19	6	21.8	-
90/B5	4	5	12	165	200	130	291	12	403	24	8	27.3	-
90/B14	4	5	9	115	140	95	291	12	403	24	8	27.3	-
100/B5	4.5	9	15	215	250	180	309	15	421	28	8	31.3	-
100/B14	3.5	9	9	130	160	110	309	15	421	28	8	31.3	-
112/B5	4.5	9	15	215	250	180	309	15	421	28	8	31.3	-
112/B14	3.5	9	9	130	160	110	309	15	421	28	8	31.3	-
132/B5	4.5	6	15	265	300	230	328	15	440	38	10	41.3	-
132/B14	4.5	6	11	165	200	130	328	15	440	38	10	41.3	-
160/B5	5.5	10	19	300	350	250	407	20	519	42	12	45.3	8
180/B5	5.5	10	19	300	350	250	407	20	519	48	14	51.8	8



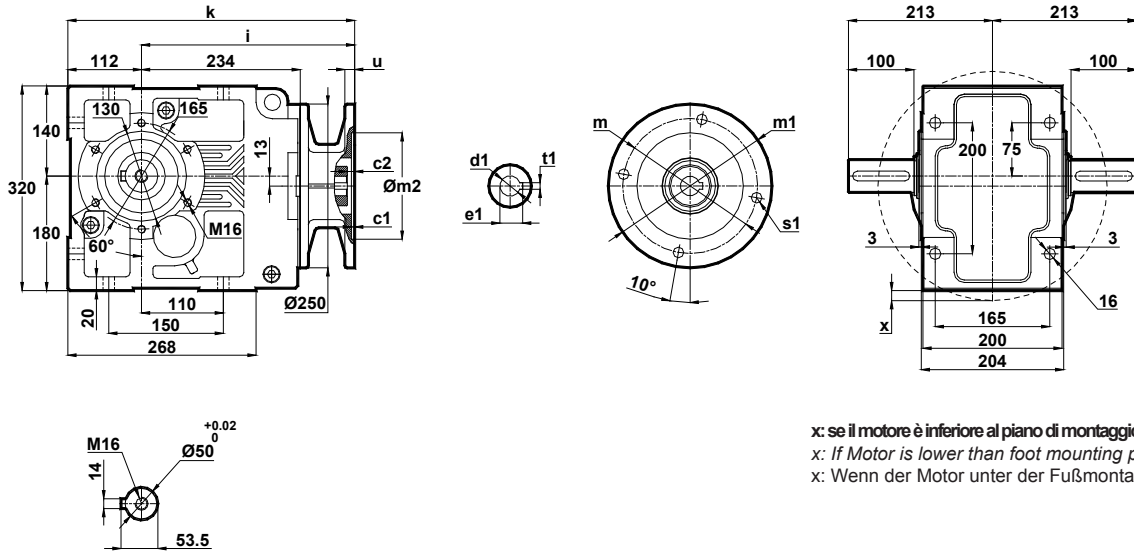
# Tabella dimensionali

## Dimension Pages

### Abmessungsseiten

Foro di centraggio filettato secondo DIN 332 foglio 2 / Tapped center hole to DIN 332, sheet 2 / Zentrierung mit gewinde DIN 332, Blatt 2

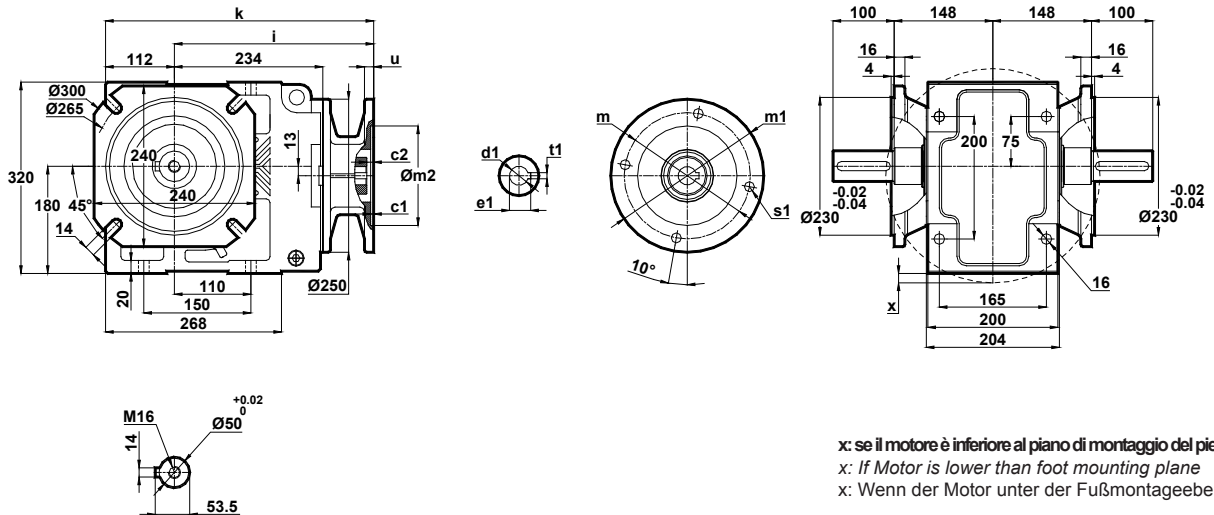
#### KN473.04



x: se il motore è inferiore al piano di montaggio del piede  
 x: If Motor is lower than foot mounting plane  
 x: Wenn der Motor unter der Fußmontageebene ist

	c1	c2	s1	m	m1	m2	i	u	k	d1	t1	e1	x
80/B5	4	5	12	165	200	130	291	12	403	19	6	21.8	-
90/B5 90/B14	4	5	12 9	165 115	200 140	130 95	291	12	403	24	8	27.3	-
100/B5 100/B14	4.5 3.5	9	15 9	215 130	250 160	180 110	309	15	421	28	8	31.3	-
112/B5 112/B14	4.5 3.5	9	15 9	215 130	250 160	180 110	309	15	421	28	8	31.3	-
132/B5 132/B14	4.5	6	15 11	265 165	300 200	230 130	328	15	440	38	10	41.3	-
160/B5	5.5	10	19	300	350	250	407	20	519	42	12	45.3	8
180/B5	5.5	10	19	300	350	250	407	20	519	48	14	51.8	8

#### KN473.05



x: se il motore è inferiore al piano di montaggio del piede  
 x: If Motor is lower than foot mounting plane  
 x: Wenn der Motor unter der Fußmontageebene ist

	c1	c2	s1	m	m1	m2	i	u	k	d1	t1	e1	x
80/B5	4	5	12	165	200	130	291	12	403	19	6	21.8	-
90/B5 90/B14	4	5	12 9	165 115	200 140	130 95	291	12	403	24	8	27.3	-
100/B5 100/B14	4.5 3.5	9	15 9	215 130	250 160	180 110	309	15	421	28	8	31.3	-
112/B5 112/B14	4.5 3.5	9	15 9	215 130	250 160	180 110	309	15	421	28	8	31.3	-
132/B5 132/B14	4.5	6	15 11	265 165	300 200	230 130	328	15	440	38	10	41.3	-
160/B5	5.5	10	19	300	350	250	407	20	519	42	12	45.3	8
180/B5	5.5	10	19	300	350	250	407	20	519	48	14	51.8	8



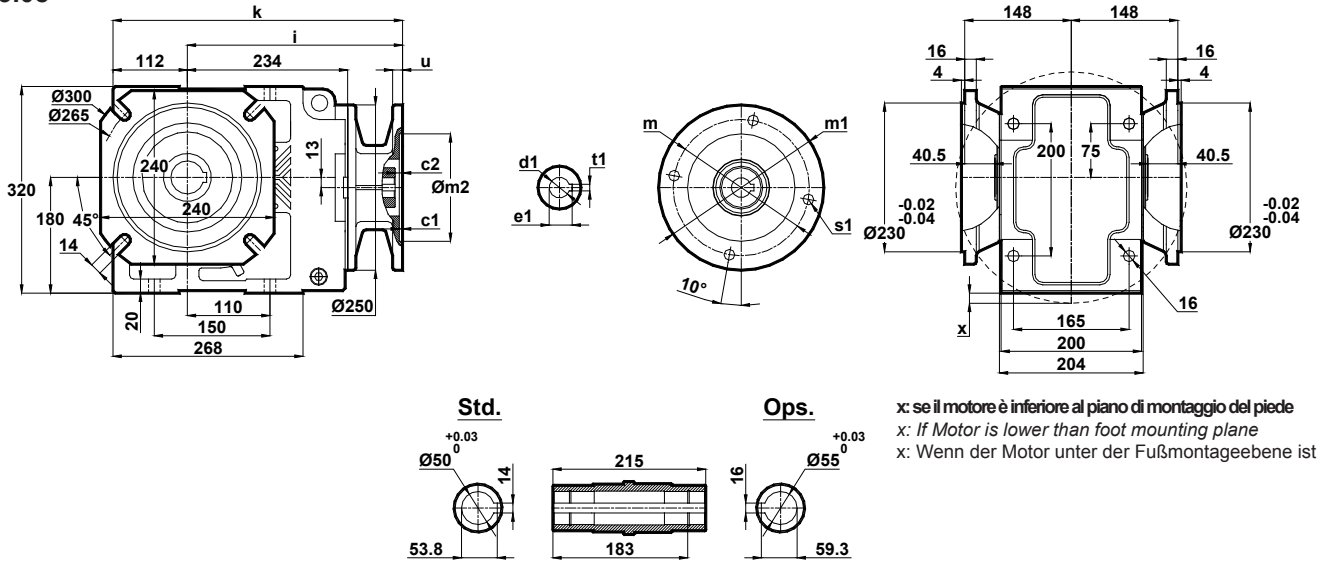
# Tabelle dimensionali

## Dimension Pages

### Abmessungsseiten

Foro di centraggio filettato secondo DIN 332 foglio 2 / - Tapped center hole to DIN 332, sheet 2 / Zentrierung mit gewinde DIN 332, Blatt 2

#### KN473.08



	c1	c2	s1	m	m1	m2	i	u	k	d1	t1	e1	x
80/B5	4	5	12	165	200	130	291	12	403	19	6	21.8	-
90/B5	4	5	12	165	200	130	291	12	403	24	8	27.3	-
90/B14	4	5	9	115	140	95	291	12	403	24	8	27.3	-
100/B5	4.5	9	15	215	250	180	309	15	421	28	8	31.3	-
100/B14	3.5	9	9	130	160	110	309	15	421	28	8	31.3	-
112/B5	4.5	9	15	215	250	180	309	15	421	28	8	31.3	-
112/B14	3.5	9	9	130	160	110	309	15	421	28	8	31.3	-
132/B5	4.5	6	15	265	300	230	328	15	440	38	10	41.3	-
132/B14	4.5	6	11	165	200	130	328	15	440	38	10	41.3	-
160/B5	5.5	10	19	300	350	250	407	20	519	42	12	45.3	8
180/B5	5.5	10	19	300	350	250	407	20	519	48	14	51.8	8



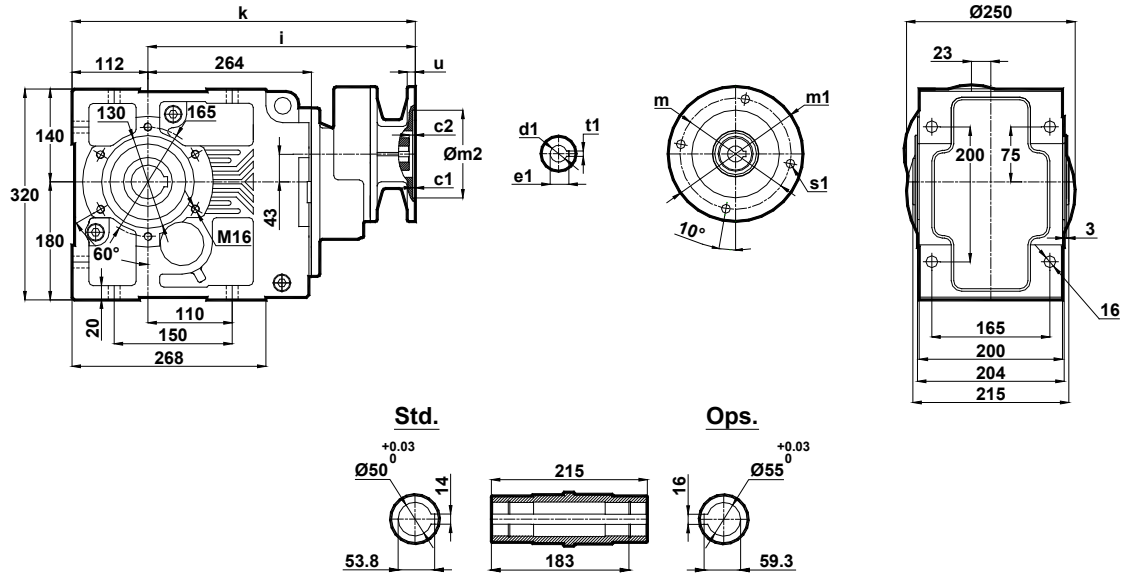
# Tabelle dimensionali

## Dimension Pages

### Abmessungsseiten

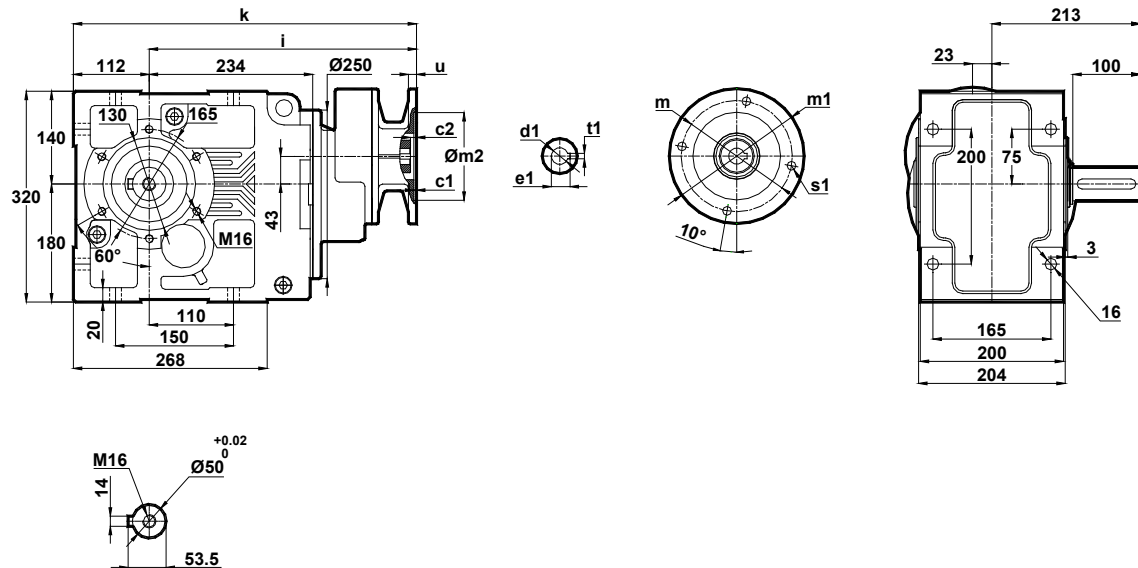
Foro di centraggio filettato secondo DIN 332 foglio 2 / Tapped center hole to DIN 332, sheet 2 / Zentrierung mit gewinde DIN 332, Blatt 2

#### KN474.00



	c1	c2	s1	m	m1	m2	i	u	k	d1	t1	e1
71/B5	4	9	11	130	160	110	389	12	501	14	5	16.3
80/B5 80/B14	4	9	12 7	165 100	200 120	130 80	389	12	501	19	6	21.8

#### KN474.01



	c1	c2	s1	m	m1	m2	i	u	k	d1	t1	e1
71/B5	4	9	11	130	160	110	389	12	501	14	5	16.3
80/B5 80/B14	4	9	12 7	165 100	200 120	130 80	389	12	501	19	6	21.8





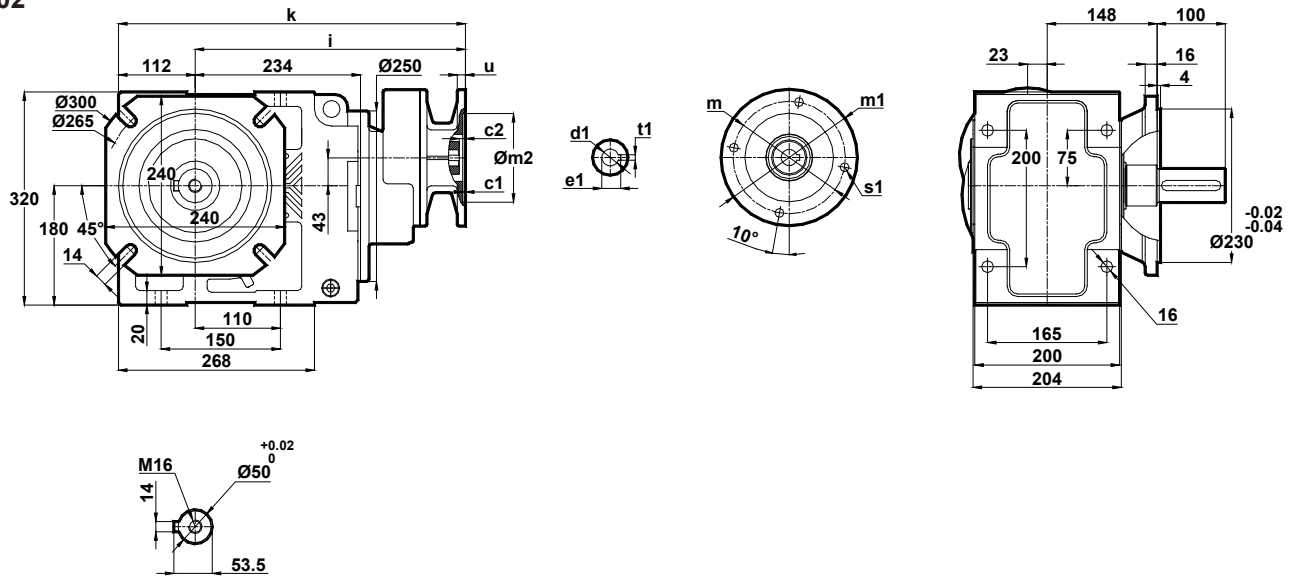
# Tabelle dimensionali

## Dimension Pages

### Abmessungsseiten

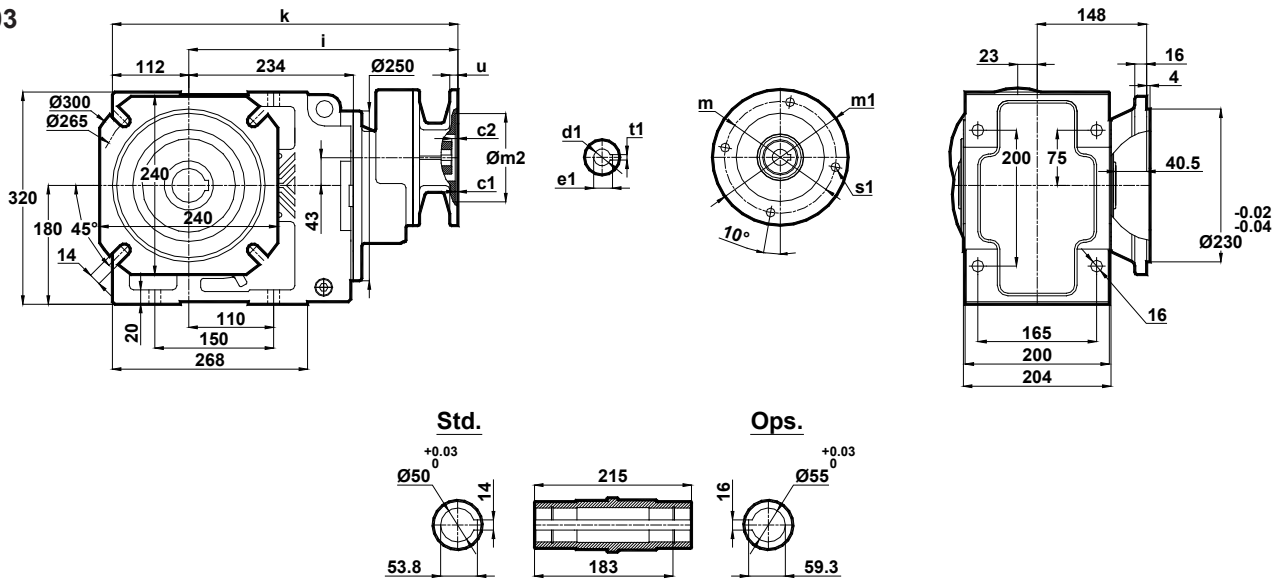
Foro di centraggio filettato secondo DIN 332 foglio 2 / Tapped center hole to DIN 332, sheet 2 / Zentrierung mit gewinde DIN 332, Blatt 2

#### KN474.02



	c1	c2	s1	m	m1	m2	i	u	k	d1	t1	e1
71/B5	4	9	11	130	160	110	389	12	501	14	5	16.3
80/B5 80/B14	4	9	12 7	165 100	200 120	130 80	389	12	501	19	6	21.8

#### KN474.03



	c1	c2	s1	m	m1	m2	i	u	k	d1	t1	e1
71/B5	4	9	11	130	160	110	389	12	501	14	5	16.3
80/B5 80/B14	4	9	12 7	165 100	200 120	130 80	389	12	501	19	6	21.8



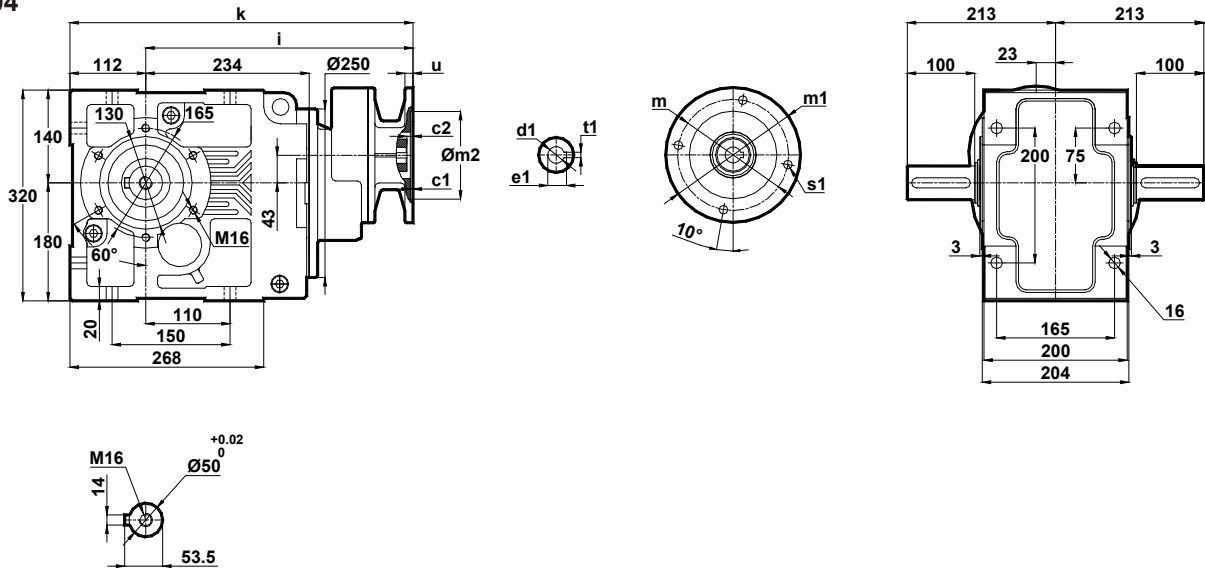
# Tabelle dimensionali

## Dimension Pages

### Abmessungsseiten

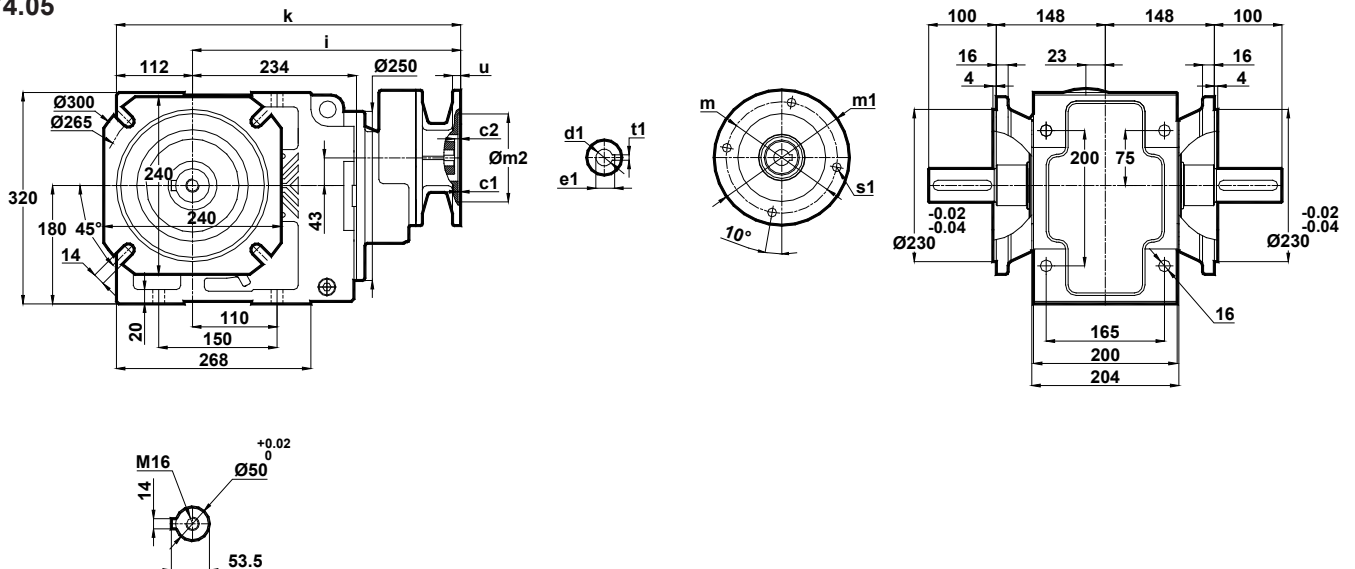
Foro di centraggio filettato secondo DIN 332 foglio 2 / Tapped center hole to DIN 332, sheet 2 / Zentrierung mit gewinde DIN 332, Blatt 2

#### KN474.04



	c1	c2	s1	m	m1	m2	i	u	k	d1	t1	e1
71/B5	4	9	11	130	160	110	389	12	501	14	5	16.3
80/B5 80/B14	4	9	12 7	165 100	200 120	130 80	389	12	501	19	6	21.8

#### KN474.05



	c1	c2	s1	m	m1	m2	i	u	k	d1	t1	e1
71/B5	4	9	11	130	160	110	389	12	501	14	5	16.3
80/B5 80/B14	4	9	12 7	165 100	200 120	130 80	389	12	501	19	6	21.8



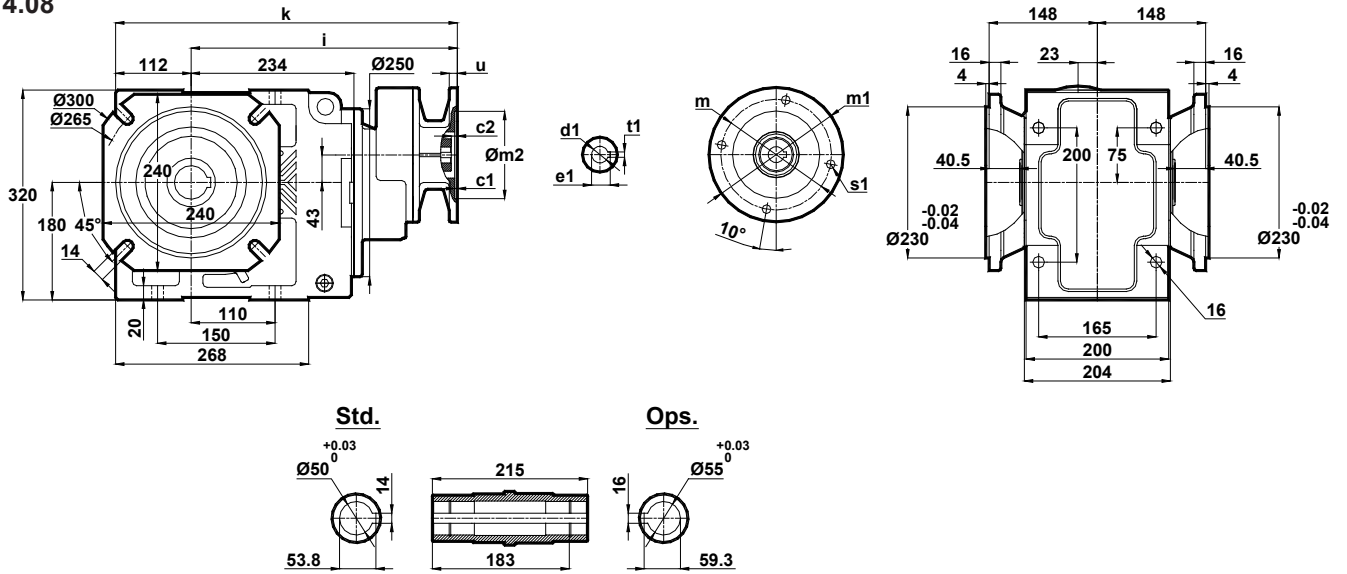
# Tabelle dimensionali

## Dimension Pages

### Abmessungsseiten

Foro di centraggio filettato secondo DIN 332 foglio 2 / - Tapped center hole to DIN 332, sheet 2 / Zentrierung mit gewinde DIN 332, Blatt 2

KN474.08



	c1	c2	s1	m	m1	m2	i	u	k	d1	t1	e1
71/B5	4	9	11	130	160	110	389	12	501	14	5	16.3
80/B5 80/B14	4	9	12 7	165 100	200 120	130 80	389	12	501	19	6	21.8



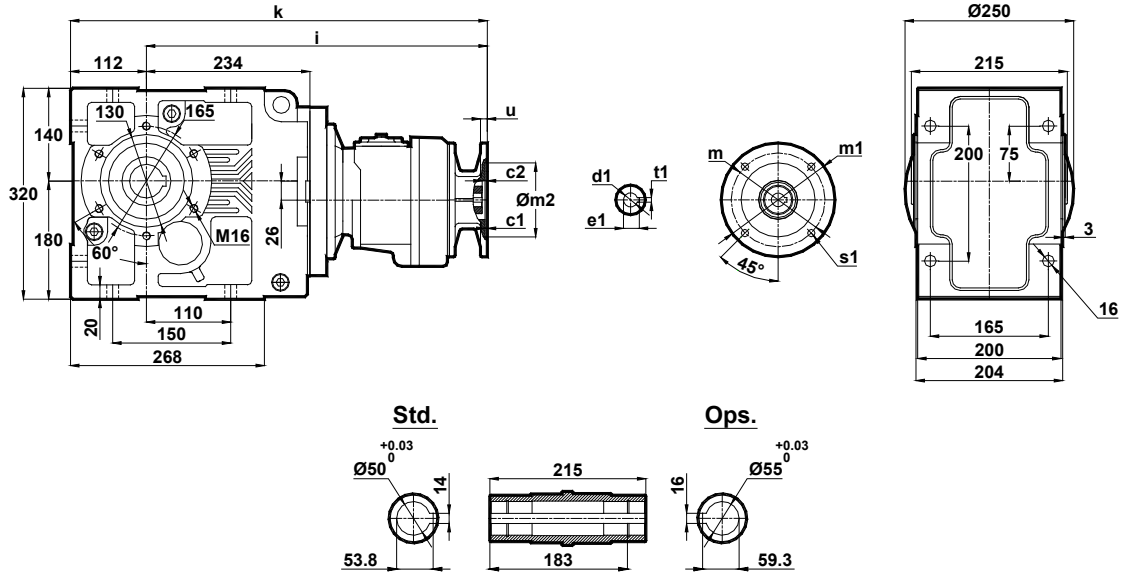
# Tabella dimensionali

## Dimension Pages

## Abmessungsseiten

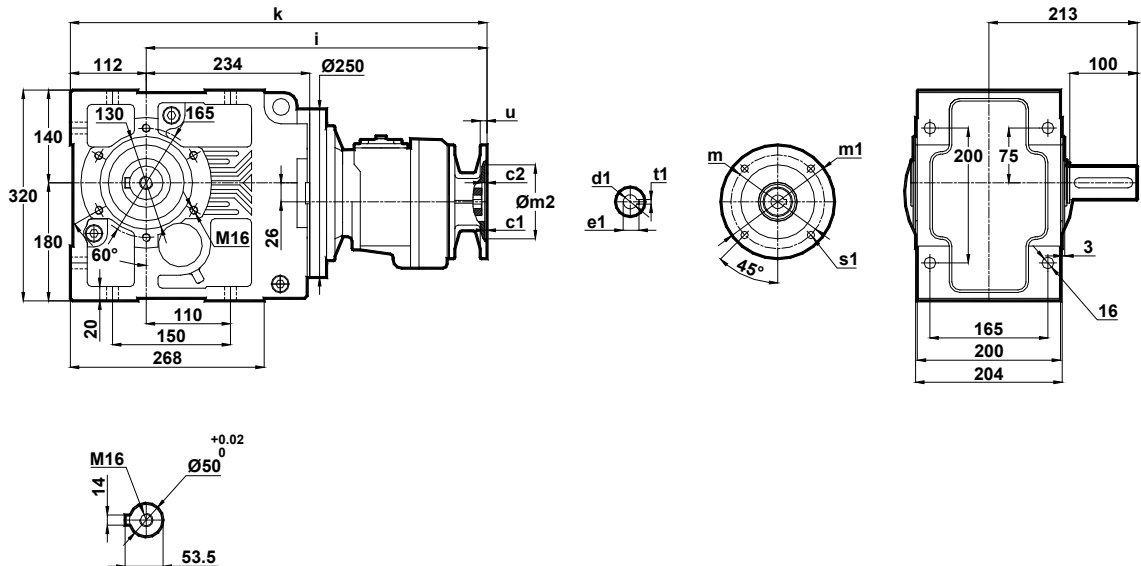
Foro di centraggio filettato secondo DIN 332 foglio 2 / Tapped center hole to DIN 332, sheet 2 / Zentrierung mit gewinde DIN 332, Blatt 2

KN475.00  
KN476.00



	c1	c2	s1	m	m1	m2	i	u	k	d1	t1	e1
63/B5	3.5	8	9	115	140	95	517	12	629	11	4	12.8
71/B5	4	8.5	11	130	160	110	488	12	600	14	5	16.3
71/B14	3		7	85	105	70		10				

KN475.01  
KN476.01



	c1	c2	s1	m	m1	m2	i	u	k	d1	t1	e1
63/B5	3.5	8	9	115	140	95	517	12	629	11	4	12.8
71/B5	4	8.5	11	130	160	110	488	12	600	14	5	16.3
71/B14	3		7	85	105	70		10				



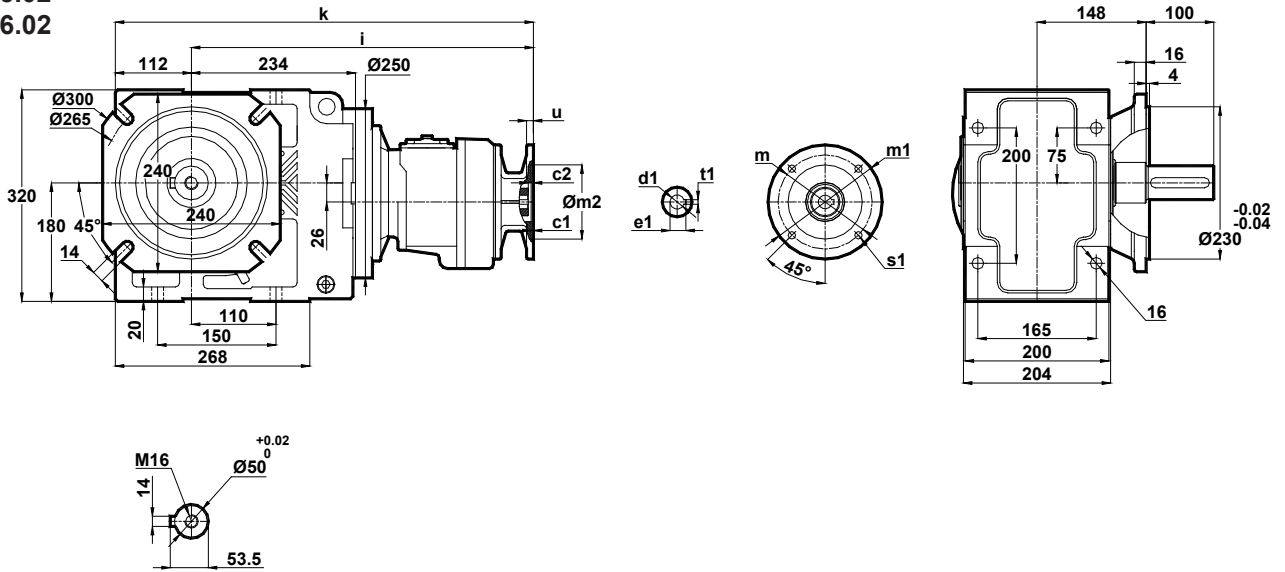
# Tabelle dimensionali

## Dimension Pages

### Abmessungsseiten

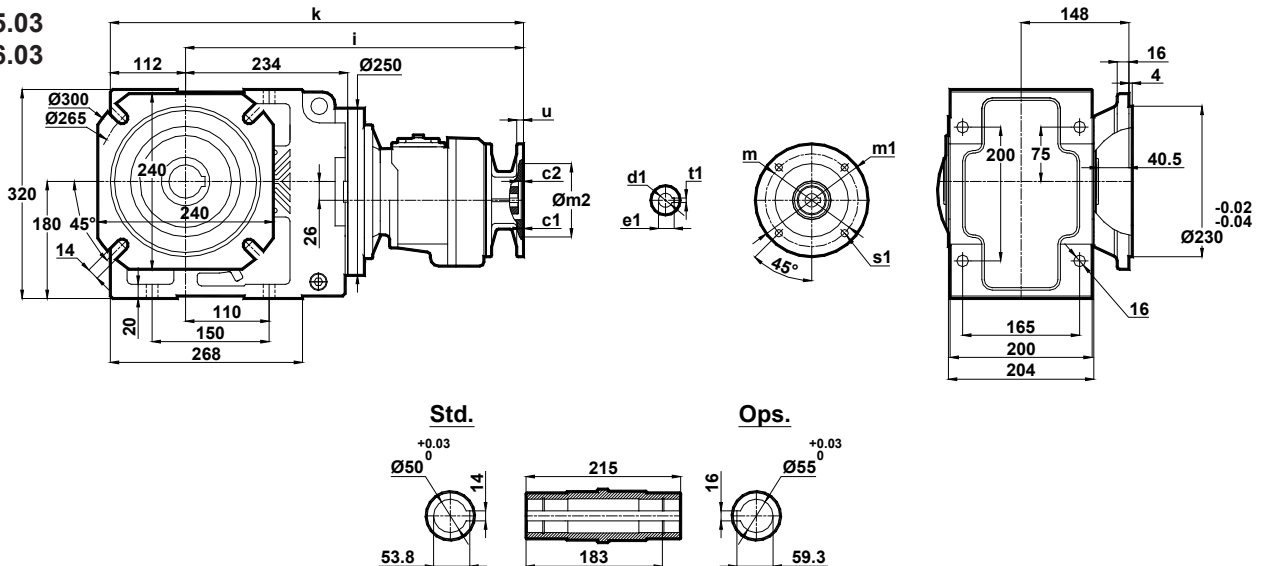
Foro di centraggio filettato secondo DIN 332 foglio 2 / Tapped center hole to DIN 332, sheet 2 / Zentrierung mit gewinde DIN 332, Blatt 2

KN475.02  
KN476.02



	c1	c2	s1	m	m1	m2	i	u	k	d1	t1	e1
63/B5	3.5	8	9	115	140	95	517	12	629	11	4	12.8
71/B5 71/B14	4 3	8.5	11 7	130 85	160 105	110 70	488	12 10	600	14	5	16.3

KN475.03  
KN476.03



	c1	c2	s1	m	m1	m2	i	u	k	d1	t1	e1
63/B5	3.5	8	9	115	140	95	517	12	629	11	4	12.8
71/B5 71/B14	4 3	8.5	11 7	130 85	160 105	110 70	488	12 10	600	14	5	16.3



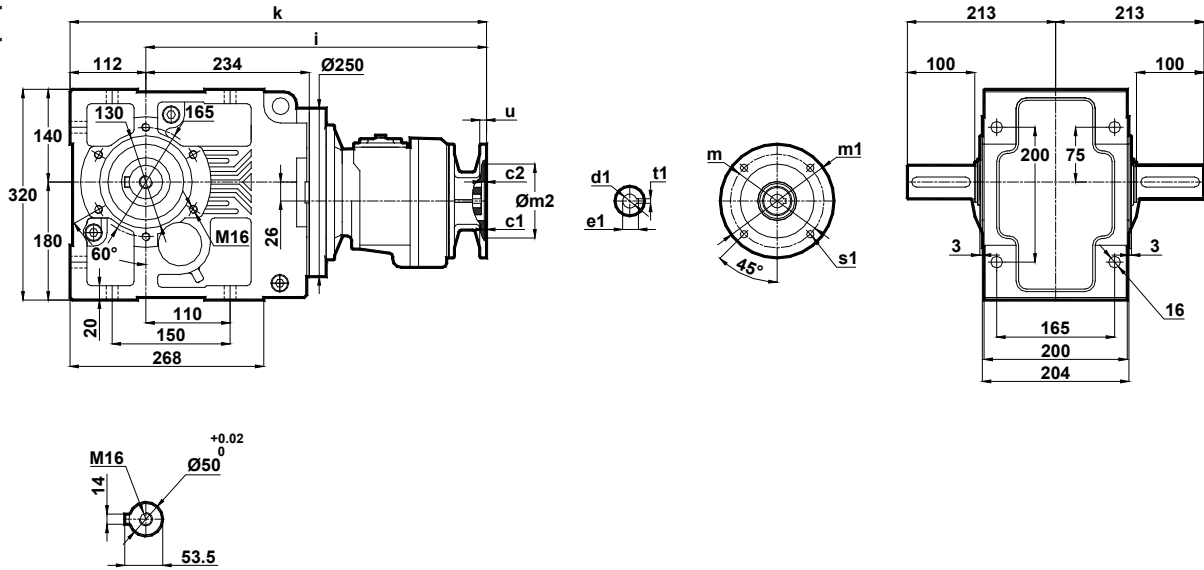
# Tabella dimensionali

## Dimension Pages

### Abmessungsseiten

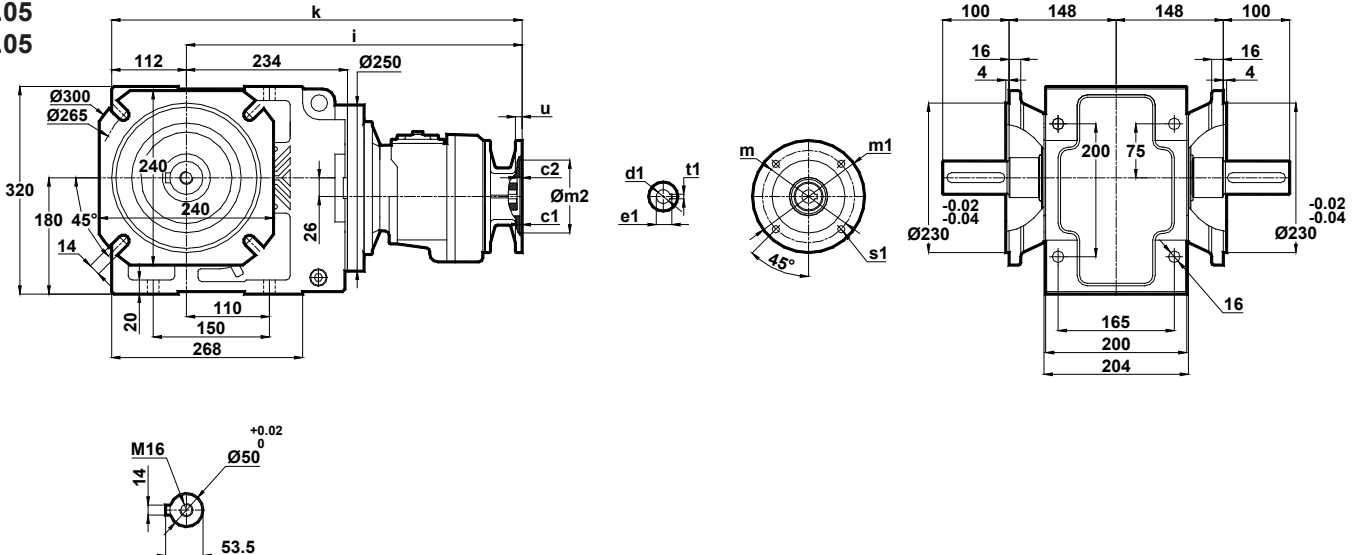
Foro di centraggio filettato secondo DIN 332 foglio 2 / Tapped center hole to DIN 332, sheet 2 / Zentrierung mit gewinde DIN 332, Blatt 2

KN475.04  
KN476.04



	c1	c2	s1	m	m1	m2	i	u	k	d1	t1	e1
63/B5	3.5	8	9	115	140	95	517	12	629	11	4	12.8
71/B5	4	8.5	11	130	160	110	488	12	600	14	5	16.3
71/B14	3		7	85	105	70		10				

KN475.05  
KN476.05



	c1	c2	s1	m	m1	m2	i	u	k	d1	t1	e1
63/B5	3.5	8	9	115	140	95	517	12	629	11	4	12.8
71/B5	4	8.5	11	130	160	110	488	12	600	14	5	16.3
71/B14	3		7	85	105	70		10				



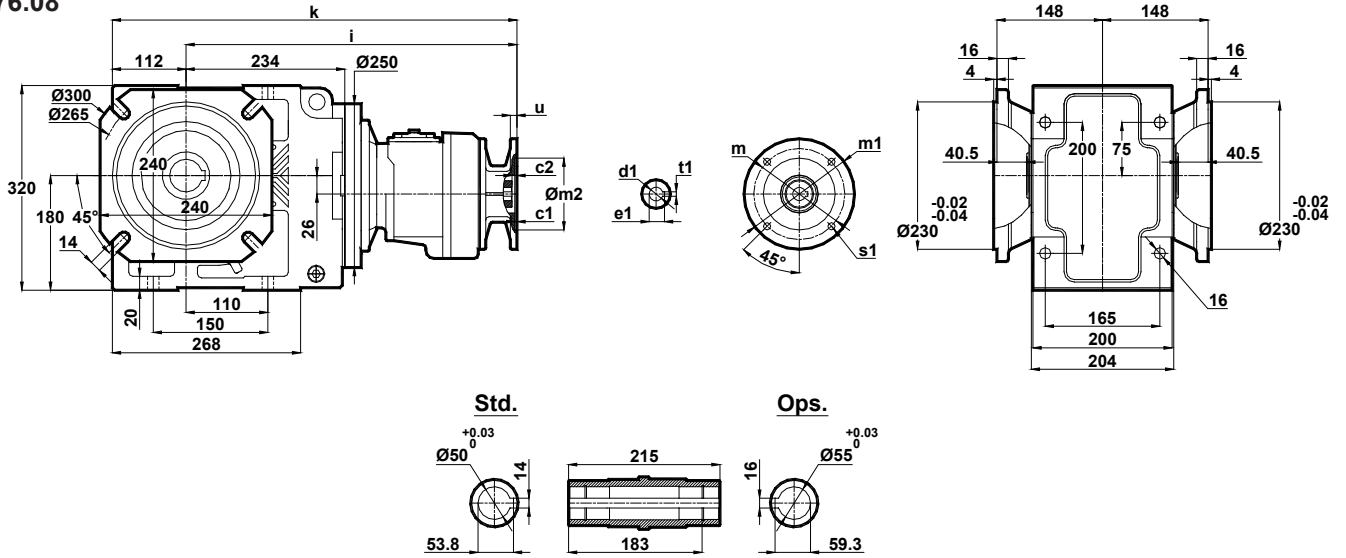
# Tabelle dimensionali

## Dimension Pages

## Abmessungsseiten

Foro di centraggio filettato secondo DIN 332 foglio 2 / Tapped center hole to DIN 332, sheet 2 / Zentrierung mit gewinde DIN 332, Blatt 2

KN475.08  
KN476.08



	c1	c2	s1	m	m1	m2	i	u	k	d1	t1	e1
63/B5	3.5	8	9	115	140	95	517	12	629	11	4	12.8
71/B5	4	8.5	11	130	160	110	488	12	600	14	5	16.3
71/B14	3		7	85	105	70		10				



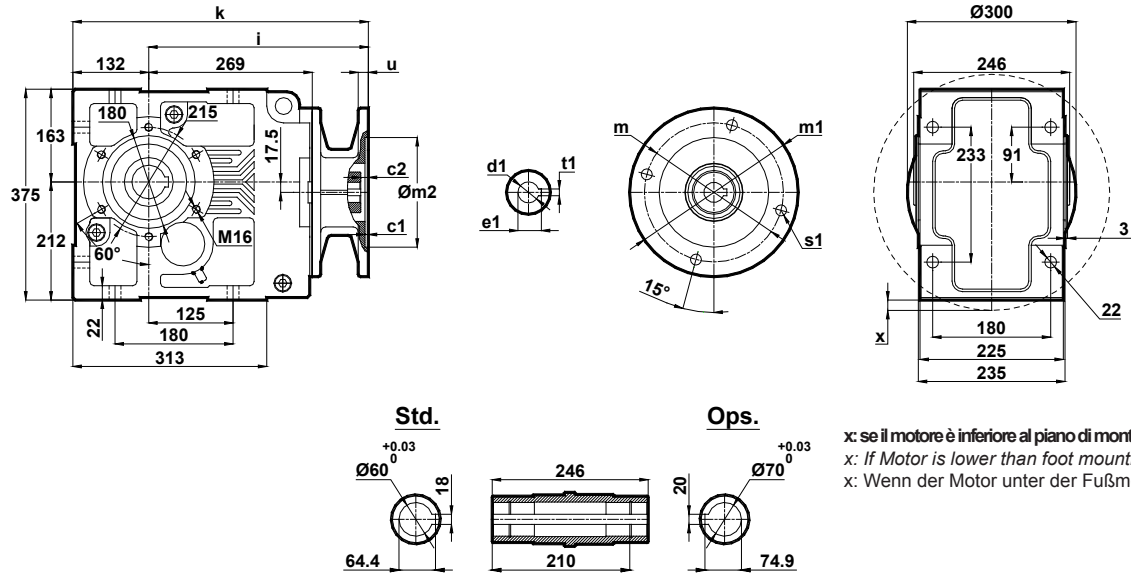
# Tabella dimensionali

## Dimension Pages

## Abmessungsseiten

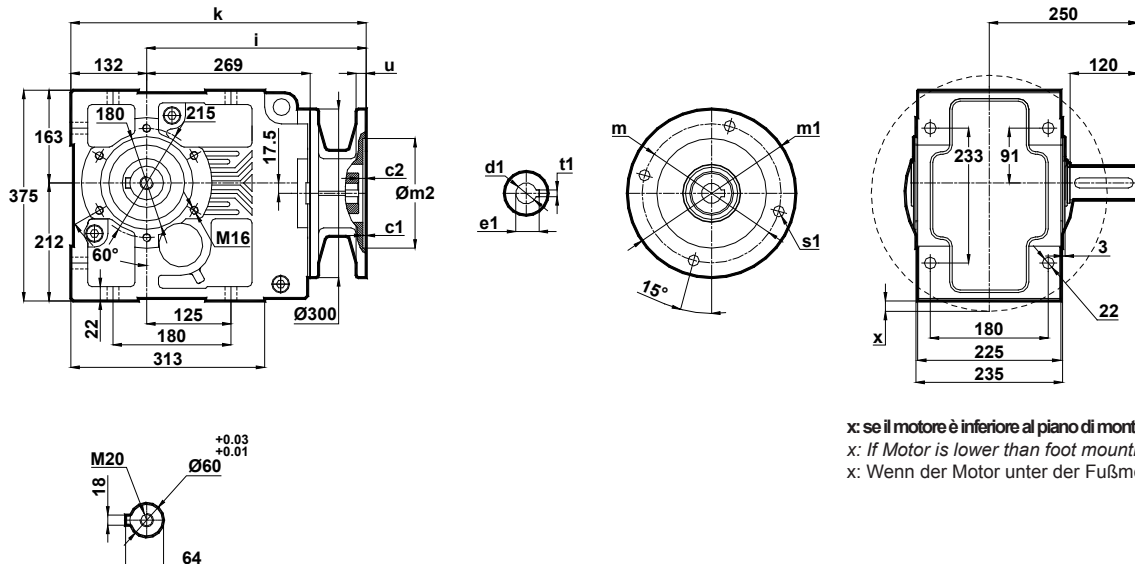
Foro di centraggio filettato secondo DIN 332 foglio 2 / Tapped center hole to DIN 332, sheet 2 / Zentrierung mit gewinde DIN 332, Blatt 2

### KN573.00



	c1	c2	s1	m	m1	m2	i	u	k	d1	t1	e1	x
100/B5	4.5	20	15	215	250	180	342	15	474	28	8	31.3	-
112/B5	4.5	20	15	215	250	180	342	15	474	28	8	31.3	-
132/B5 132/B14	4.5	9	15 11	265 165	300 200	230 130	363	15	495	38	10	41.3	-
160/B5	5.5	10	19	300	350	250	438	18	570	42	12	45.3	-
180/B5	5.5	10	19	300	350	250	438	18	570	48	14	51.8	-

### KN573.01



	c1	c2	s1	m	m1	m2	i	u	k	d1	t1	e1	x
100/B5	4.5	20	15	215	250	180	342	15	474	28	8	31.3	-
112/B5	4.5	20	15	215	250	180	342	15	474	28	8	31.3	-
132/B5 132/B14	4.5	9	15 11	265 165	300 200	230 130	363	15	495	38	10	41.3	-
160/B5	5.5	10	19	300	350	250	438	18	570	42	12	45.3	-
180/B5	5.5	10	19	300	350	250	438	18	570	48	14	51.8	-





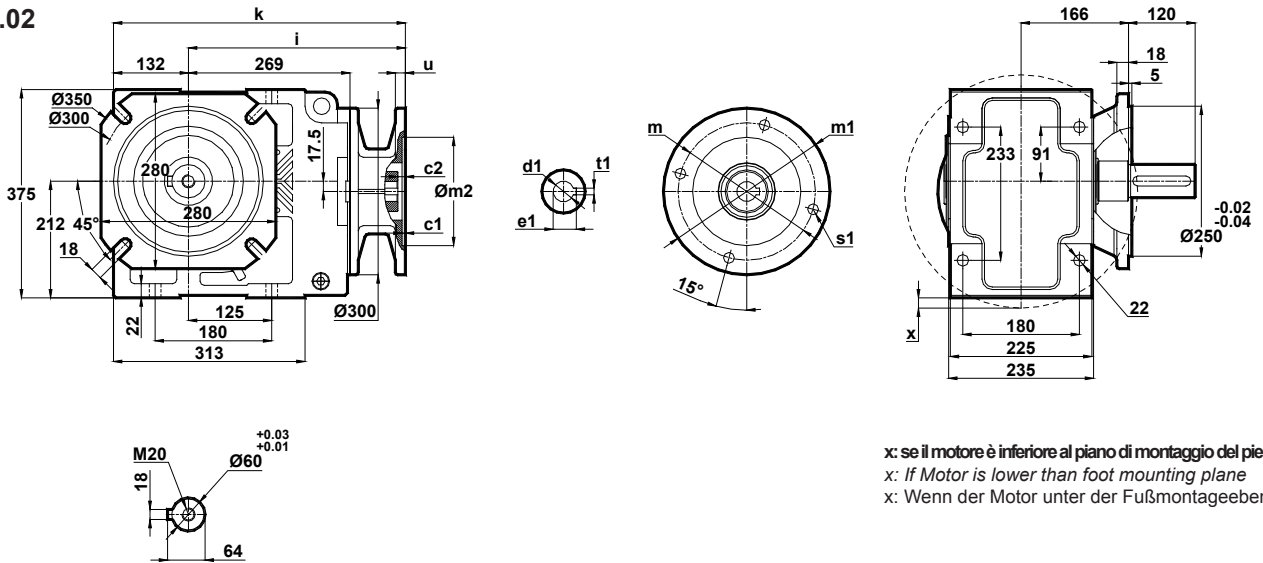
# Tabelle dimensionali

## Dimension Pages

### Abmessungsseiten

Foro di centraggio filettato secondo DIN 332 foglio 2 / Tapped center hole to DIN 332, sheet 2 / Zentrierung mit gewinde DIN 332, Blatt 2

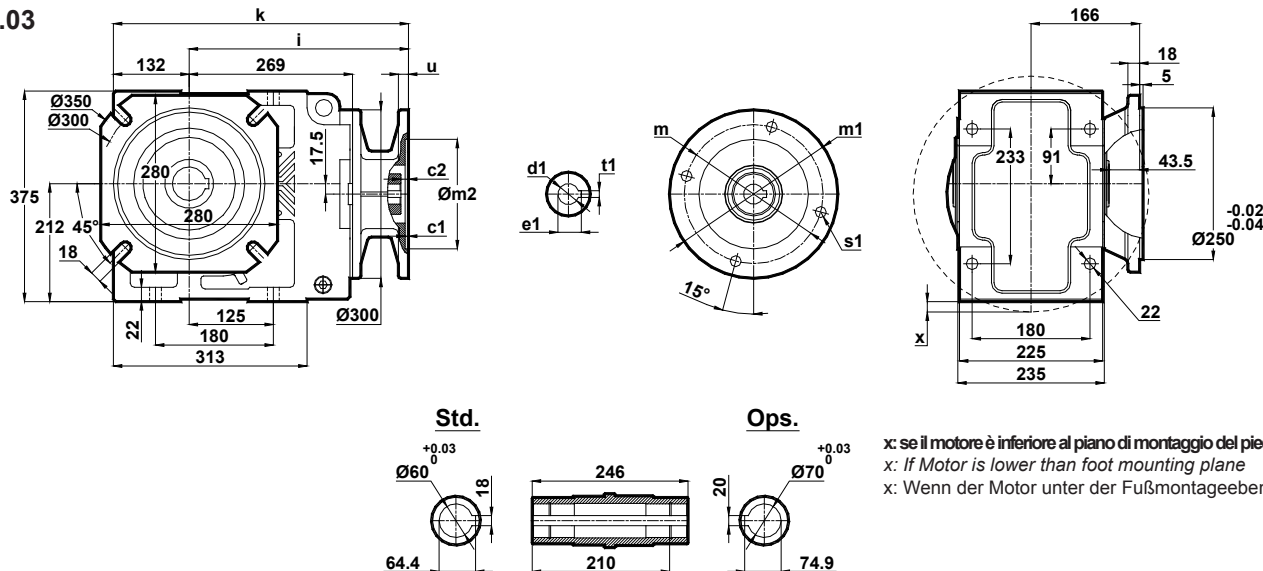
#### KN573.02



x: se il motore è inferiore al piano di montaggio del piede  
 x: If Motor is lower than foot mounting plane  
 x: Wenn der Motor unter der Fußmontageebene ist


	c1	c2	s1	m	m1	m2	i	u	k	d1	t1	e1	x
100/B5	4.5	20	15	215	250	180	342	15	474	28	8	31.3	-
112/B5	4.5	20	15	215	250	180	342	15	474	28	8	31.3	-
132/B5 132/B14	4.5	9	15 11	265 165	300 200	230 130	363	15	495	38	10	41.3	-
160/B5	5.5	10	19	300	350	250	438	18	570	42	12	45.3	-
180/B5	5.5	10	19	300	350	250	438	18	570	48	14	51.8	-

#### KN573.03



x: se il motore è inferiore al piano di montaggio del piede  
 x: If Motor is lower than foot mounting plane  
 x: Wenn der Motor unter der Fußmontageebene ist

	c1	c2	s1	m	m1	m2	i	u	k	d1	t1	e1	x
100/B5	4.5	20	15	215	250	180	342	15	474	28	8	31.3	-
112/B5	4.5	20	15	215	250	180	342	15	474	28	8	31.3	-
132/B5 132/B14	4.5	9	15 11	265 165	300 200	230 130	363	15	495	38	10	41.3	-
160/B5	5.5	10	19	300	350	250	438	18	570	42	12	45.3	-
180/B5	5.5	10	19	300	350	250	438	18	570	48	14	51.8	-



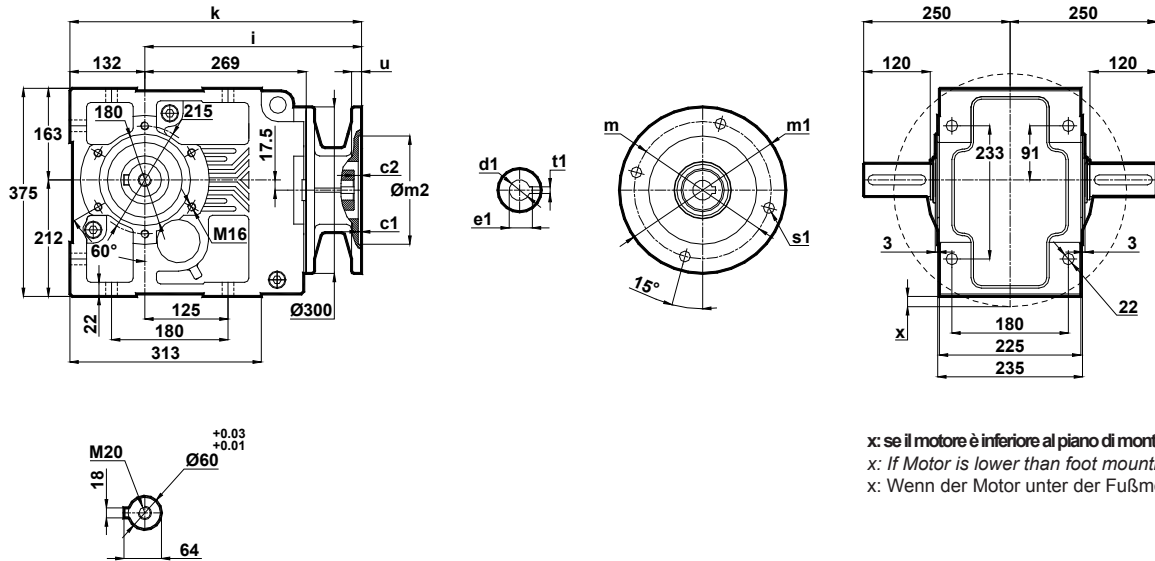
# Tabella dimensionali

## Dimension Pages

### Abmessungsseiten

Foro di centraggio filettato secondo DIN 332 foglio 2 / Tapped center hole to DIN 332, sheet 2 / Zentrierung mit gewinde DIN 332, Blatt 2

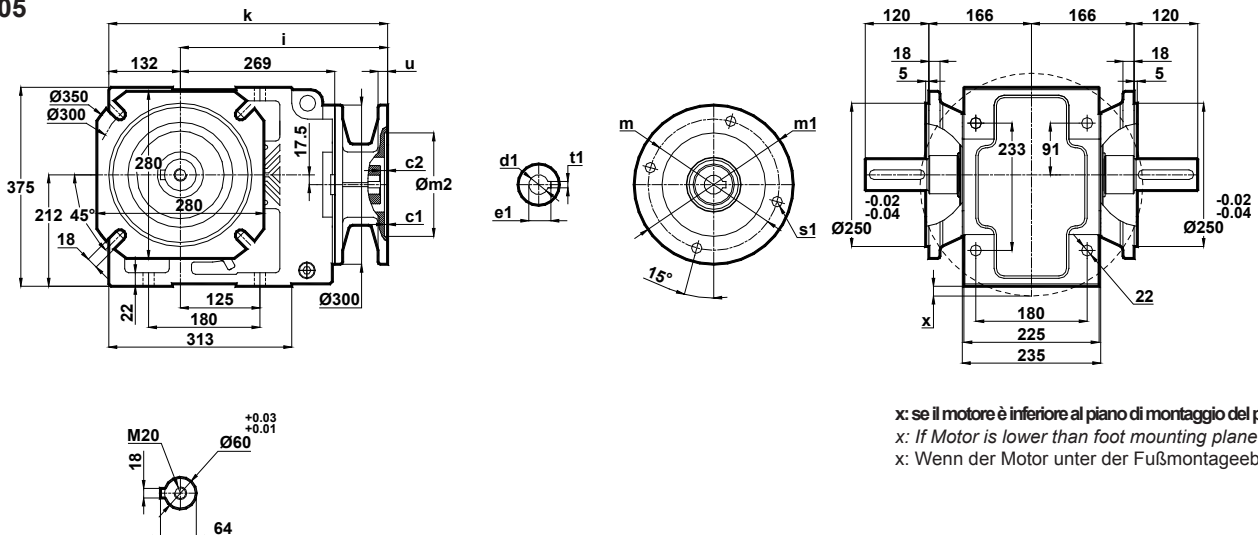
#### KN573.04



x: se il motore è inferiore al piano di montaggio del piede  
 x: If Motor is lower than foot mounting plane  
 x: Wenn der Motor unter der Fußmontageebene ist

	c1	c2	s1	m	m1	m2	i	u	k	d1	t1	e1	x
100/B5	4.5	20	15	215	250	180	342	15	474	28	8	31.3	-
112/B5	4.5	20	15	215	250	180	342	15	474	28	8	31.3	-
132/B5 132/B14	4.5	9	15 11	265 165	300 200	230 130	363	15	495	38	10	41.3	-
160/B5	5.5	10	19	300	350	250	438	18	570	42	12	45.3	-
180/B5	5.5	10	19	300	350	250	438	18	570	48	14	51.8	-

#### KN573.05



x: se il motore è inferiore al piano di montaggio del piede  
 x: If Motor is lower than foot mounting plane  
 x: Wenn der Motor unter der Fußmontageebene ist

	c1	c2	s1	m	m1	m2	i	u	k	d1	t1	e1	x
100/B5	4.5	20	15	215	250	180	342	15	474	28	8	31.3	-
112/B5	4.5	20	15	215	250	180	342	15	474	28	8	31.3	-
132/B5 132/B14	4.5	9	15 11	265 165	300 200	230 130	363	15	495	38	10	41.3	-
160/B5	5.5	10	19	300	350	250	438	18	570	42	12	45.3	-
180/B5	5.5	10	19	300	350	250	438	18	570	48	14	51.8	-



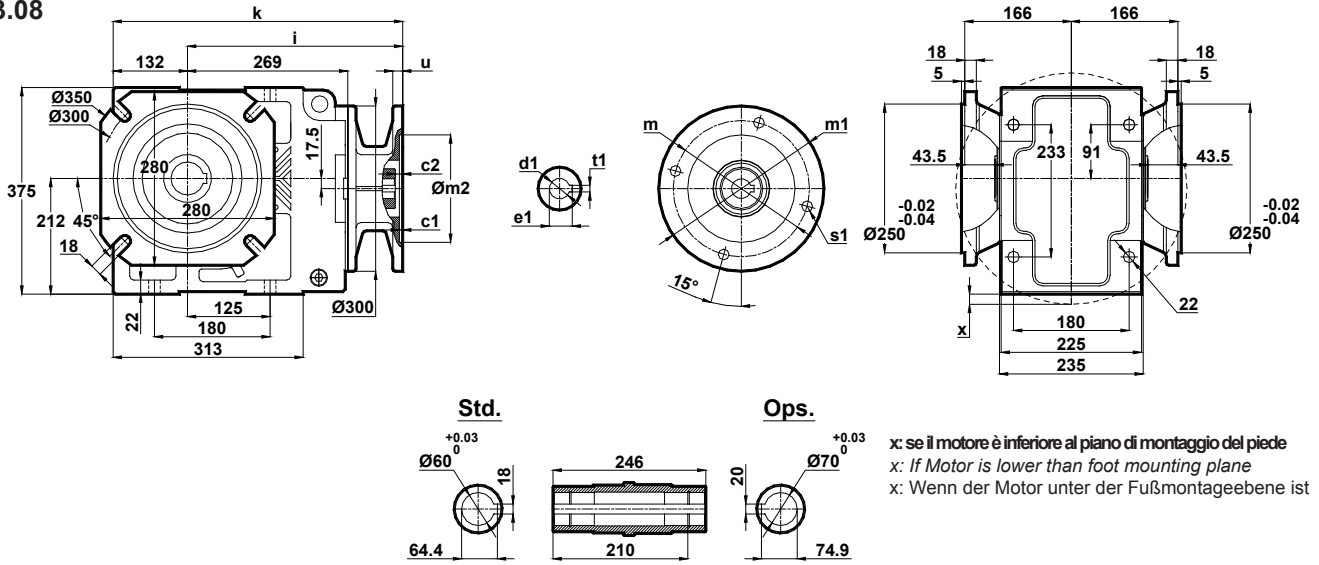
# Tabella dimensionali

## Dimension Pages


### Abmessungsseiten

Foro di centraggio filettato secondo DIN 332 foglio 2 / - Tapped center hole to DIN 332, sheet 2 / Zentrierung mit gewinde DIN 332, Blatt 2

KN573.08



	c1	c2	s1	m	m1	m2	i	u	k	d1	t1	e1	x
100/B5	4.5	20	15	215	250	180	342	15	474	28	8	31.3	-
112/B5	4.5	20	15	215	250	180	342	15	474	28	8	31.3	-
132/B5 132/B14	4.5	9	15 11	265 165	300 200	230 130	363	15	495	38	10	41.3	-
160/B5	5.5	10	19	300	350	250	438	18	570	42	12	45.3	-
180/B5	5.5	10	19	300	350	250	438	18	570	48	14	51.8	-



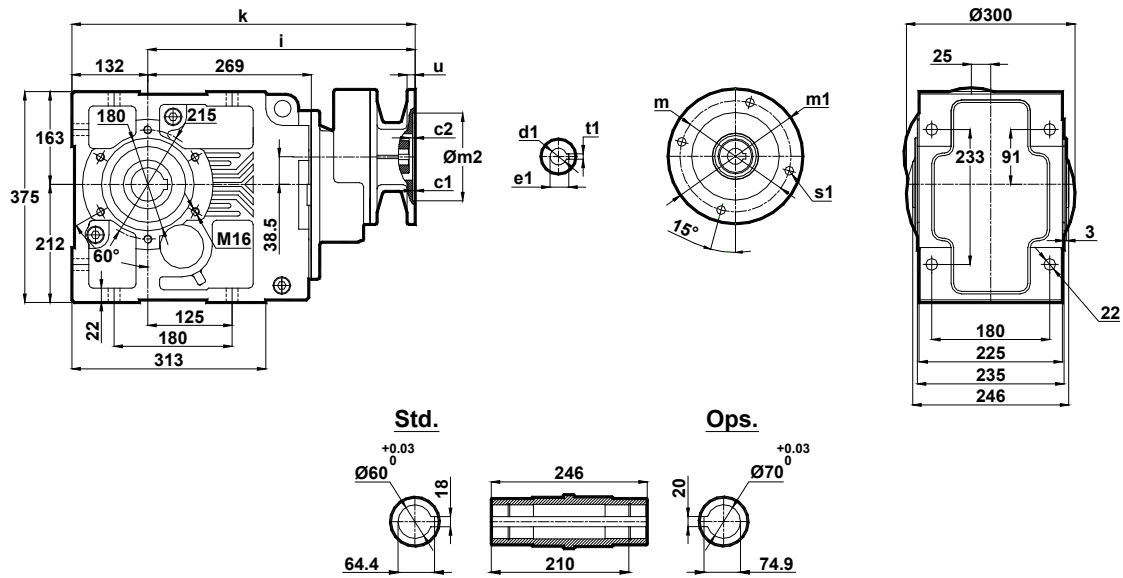
# Tabelle dimensionali

## Dimension Pages

## Abmessungsseiten

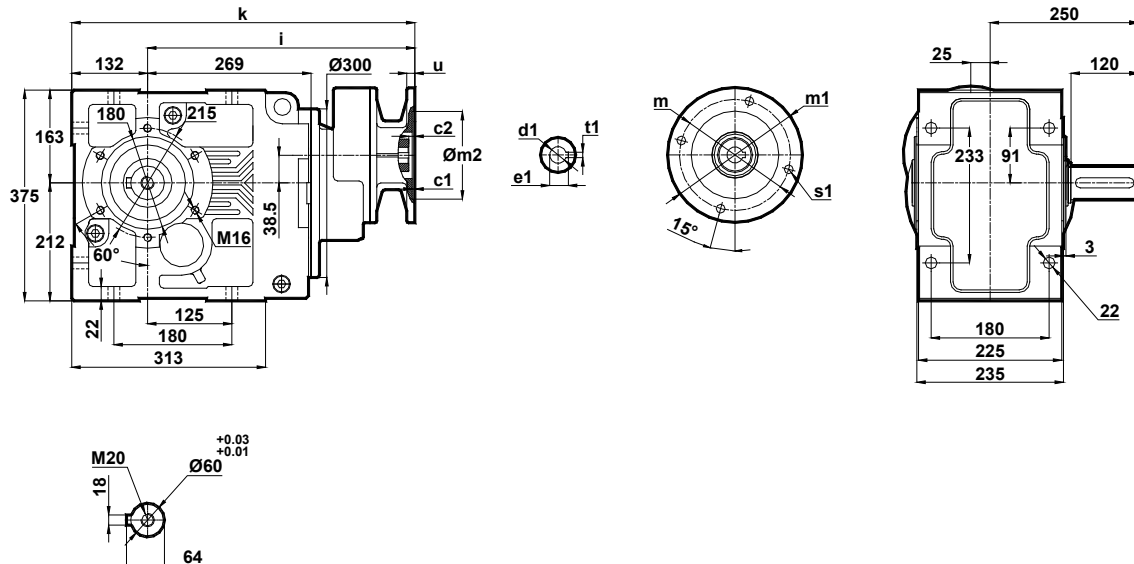
Foro di centraggio filettato secondo DIN 332 foglio 2 / Tapped center hole to DIN 332, sheet 2 / Zentrierung mit gewinde DIN 332, Blatt 2

### KN574.00



	c1	c2	s1	m	m1	m2	i	u	k	d1	t1	e1
71/B5	4	9	11	130	160	110	422	12	554	14	5	16.3
80/B5	4	9	12	165	200	130	422	12	554	19	6	21.8
80/B14			7	100	120	80						
90/B5	4	9	12	165	200	130	422	12	554	24	8	27.3
90/B14			9	115	140	95						
100/B5	4.5	9	15	215	250	180	439	15	571	28	8	31.3

### KN574.01



	c1	c2	s1	m	m1	m2	i	u	k	d1	t1	e1
71/B5	4	9	11	130	160	110	422	12	554	14	5	16.3
80/B5	4	9	12	165	200	130	422	12	554	19	6	21.8
80/B14			7	100	120	80						
90/B5	4	9	12	165	200	130	422	12	554	24	8	27.3
90/B14			9	115	140	95						
100/B5	4.5	9	15	215	250	180	439	15	571	28	8	31.3



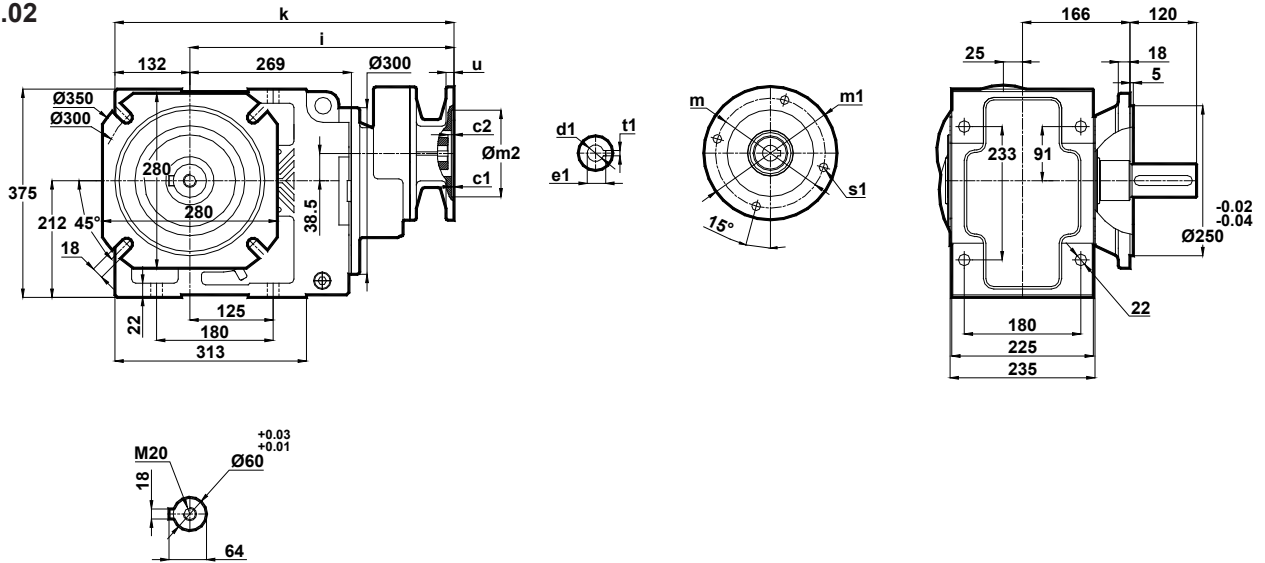
# Tabelle dimensionali

## Dimension Pages

### Abmessungsseiten

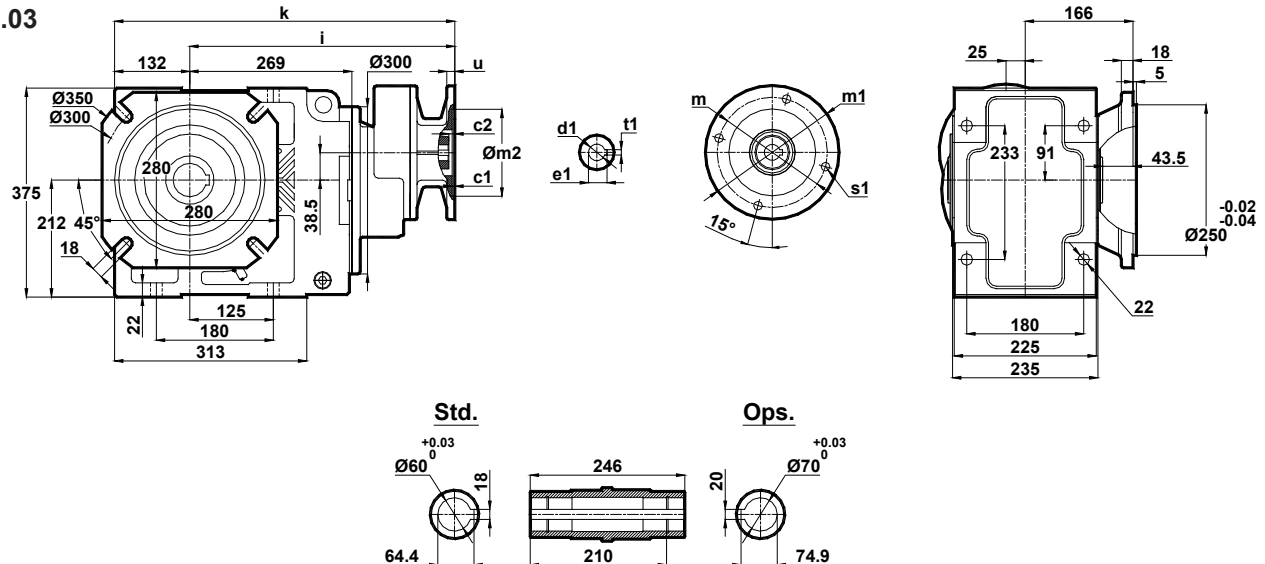
Foro di centraggio filettato secondo DIN 332 foglio 2 / - Tapped center hole to DIN 332, sheet 2 / Zentrierung mit gewinde DIN 332, Blatt 2

#### KN574.02



	c1	c2	s1	m	m1	m2	i	u	k	d1	t1	e1
71/B5	4	9	11	130	160	110	422	12	554	14	5	16.3
80/B5	4	9	12	165	200	130	422	12	554	19	6	21.8
80/B14	4	9	7	100	120	80	422	12	554	19	6	21.8
90/B5	4	9	12	165	200	130	422	12	554	24	8	27.3
90/B14	4	9	9	115	140	95	422	12	554	24	8	26.3
100/B5	4.5	9	15	215	250	180	439	15	571	28	8	31.3

#### KN574.03



	c1	c2	s1	m	m1	m2	i	u	k	d1	t1	e1
71/B5	4	9	11	130	160	110	422	12	554	14	5	16.3
80/B5	4	9	12	165	200	130	422	12	554	19	6	21.8
80/B14	4	9	7	100	120	80	422	12	554	19	6	21.8
90/B5	4	9	12	165	200	130	422	12	554	24	8	27.3
90/B14	4	9	9	115	140	95	422	12	554	24	8	26.3
100/B5	4.5	9	15	215	250	180	439	15	571	28	8	31.3



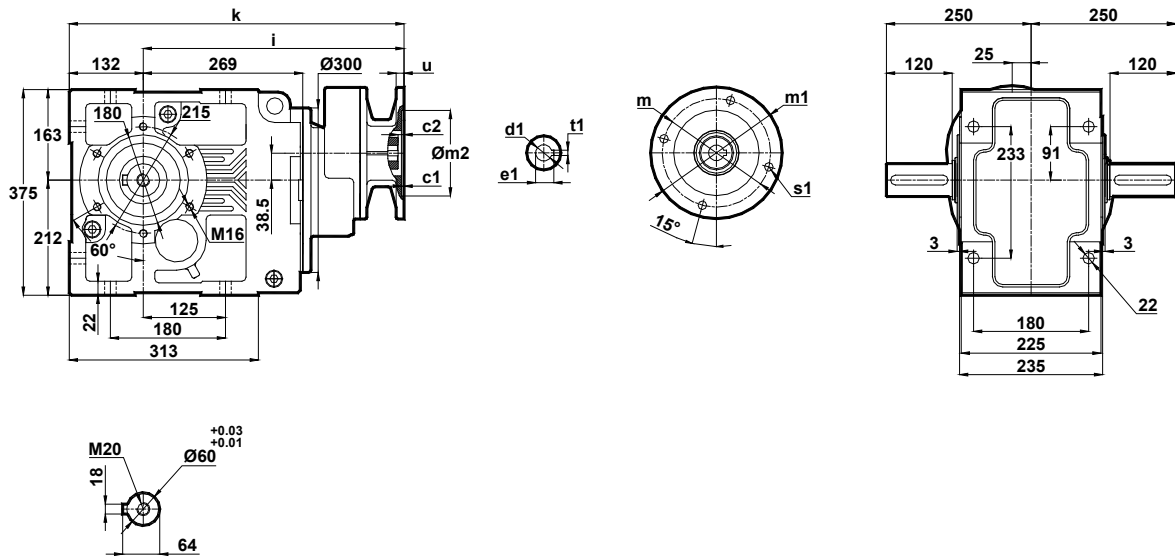
# Tabella dimensionali

## Dimension Pages

### Abmessungsseiten

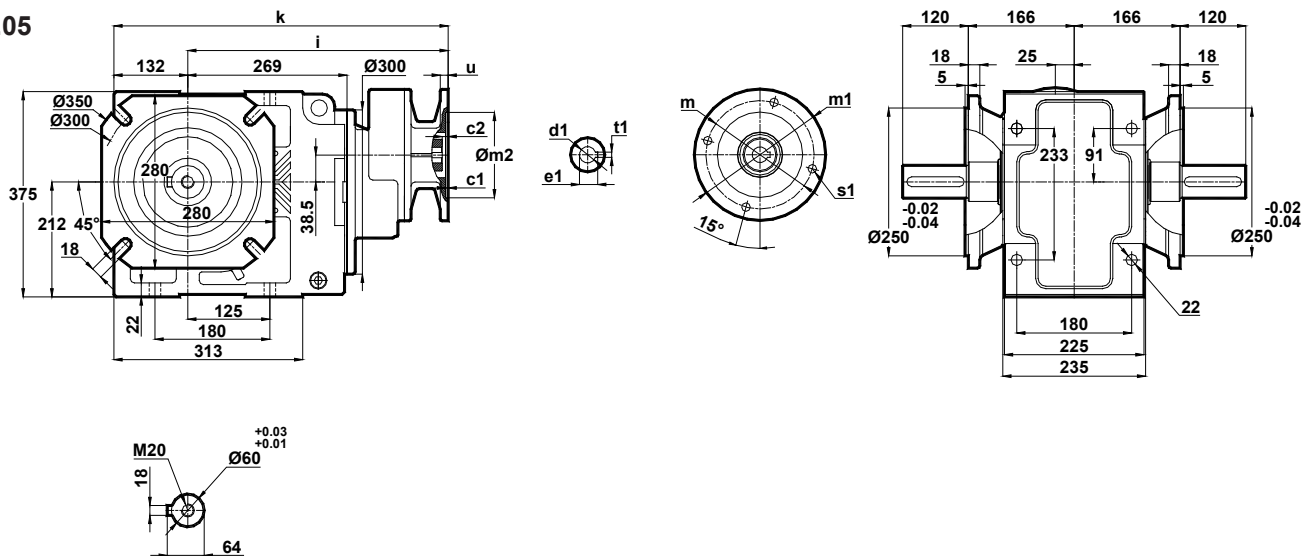
Foro di centraggio filettato secondo DIN 332 foglio 2 / Tapped center hole to DIN 332, sheet 2 / Zentrierung mit gewinde DIN 332, Blatt 2

#### KN574.04



	c1	c2	s1	m	m1	m2	i	u	k	d1	t1	e1
71/B5	4	9	11	130	160	110	422	12	554	14	5	16.3
80/B5	4	9	12	165	200	130	422	12	554	19	6	21.8
80/B14	4	9	7	100	120	80	422	12	554	19	6	21.8
90/B5	4	9	12	165	200	130	422	12	554	24	8	27.3
90/B14	4	9	9	115	140	95	422	12	554	24	8	26.3
100/B5	4.5	9	15	215	250	180	439	15	571	28	8	31.3

#### KN574.05



	c1	c2	s1	m	m1	m2	i	u	k	d1	t1	e1
71/B5	4	9	11	130	160	110	422	12	554	14	5	16.3
80/B5	4	9	12	165	200	130	422	12	554	19	6	21.8
80/B14	4	9	7	100	120	80	422	12	554	19	6	21.8
90/B5	4	9	12	165	200	130	422	12	554	24	8	27.3
90/B14	4	9	9	115	140	95	422	12	554	24	8	26.3
100/B5	4.5	9	15	215	250	180	439	15	571	28	8	31.3



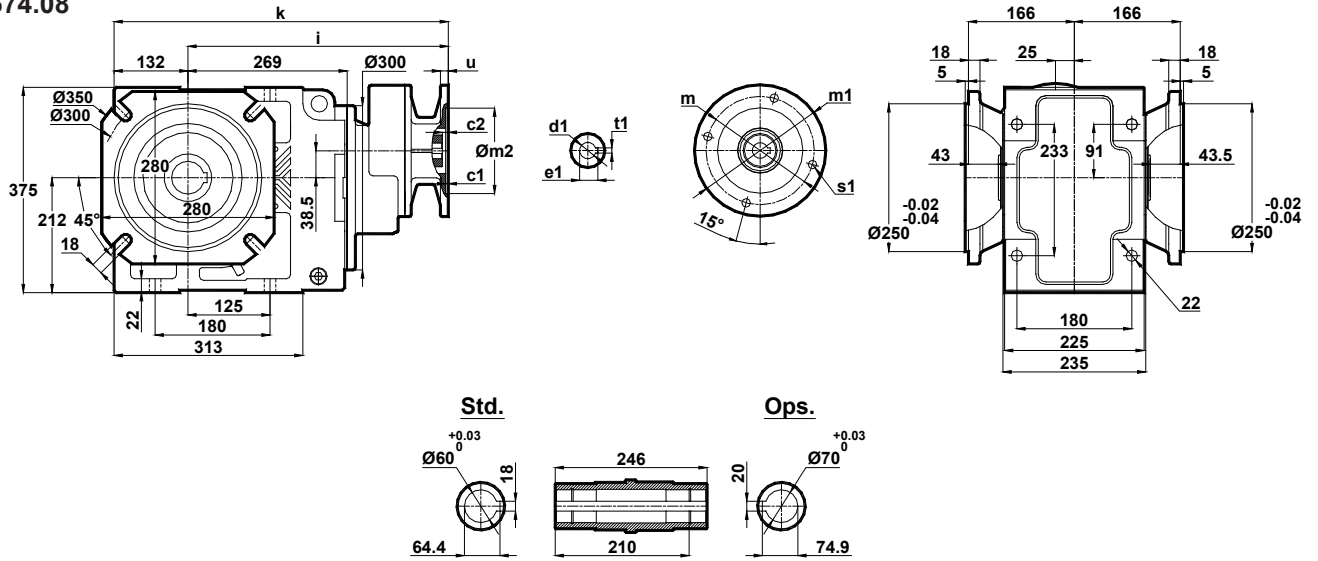
# Tabelle dimensionali

## Dimension Pages

### Abmessungsseiten

Foro di centraggio filettato secondo DIN 332 foglio 2 / - Tapped center hole to DIN 332, sheet 2 / Zentrierung mit gewinde DIN 332, Blatt 2

KN574.08



	c1	c2	s1	m	m1	m2	i	u	k	d1	t1	e1
71/B5	4	9	11	130	160	110	422	12	554	14	5	16.3
80/B5	4	9	12	165	200	130	422	12	554	19	6	21.8
80/B14			7	100	120	80						
90/B5	4	9	12	165	200	130	422	12	554	24	8	27.3
90/B14			9	115	140	95						
100/B5	4.5	9	15	215	250	180	439	15	571	28	8	31.3



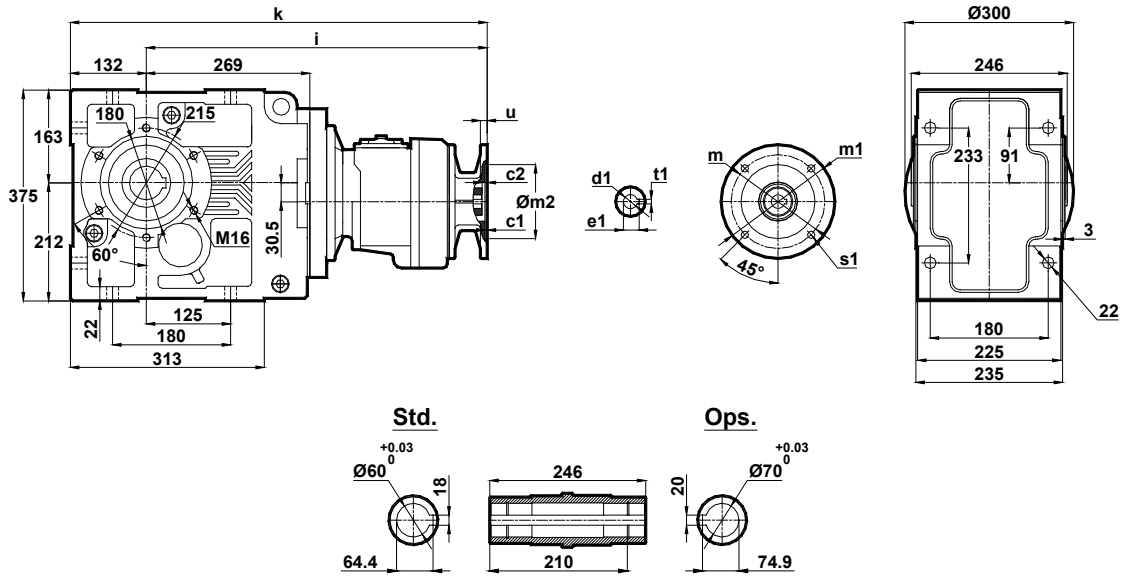
# Tabelle dimensionali

## Dimension Pages

## Abmessungsseiten

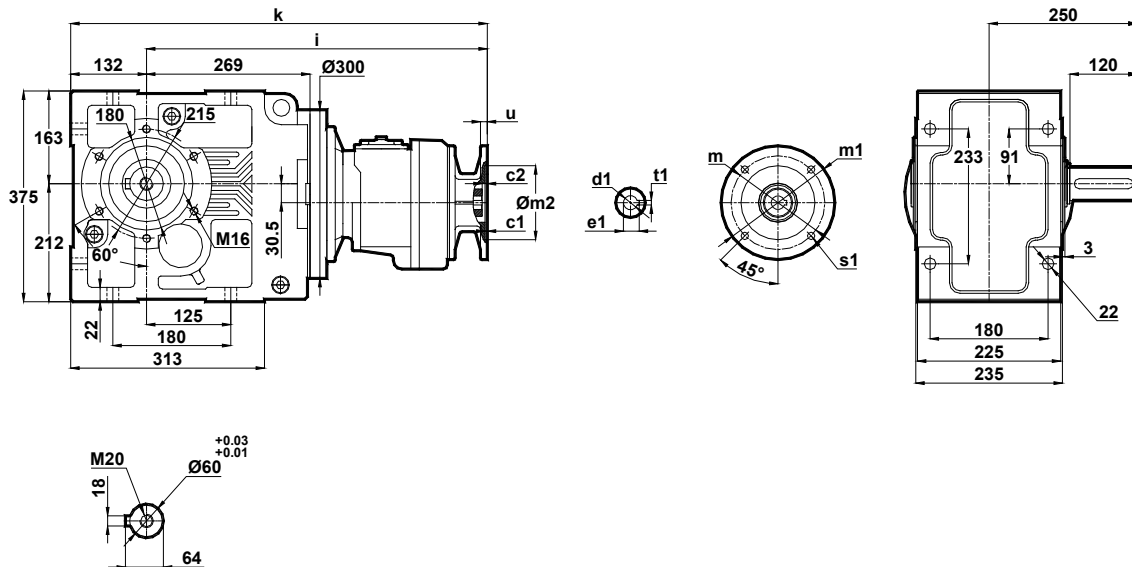
Foro di centraggio filettato secondo DIN 332 foglio 2 / Tapped center hole to DIN 332, sheet 2 / Zentrierung mit gewinde DIN 332, Blatt 2

KN575.00  
KN576.00



	c1	c2	s1	m	m1	m2	i	u	k	d1	t1	e1
63/B5	3.5	8	9	115	140	95	552	12	684	11	4	12.8
71/B5	4	8.5	11	130	160	110	523	12	655	14	5	16.3
71/B14	3		7	85	105	70		10				
80/B5	4	5	12	165	200	130	552	12	684	19	6	21.8
80/B14			7	100	120	80						

KN575.01  
KN576.01



	c1	c2	s1	m	m1	m2	i	u	k	d1	t1	e1
63/B5	3.5	8	9	115	140	95	552	12	684	11	4	12.8
71/B5	4	8.5	11	130	160	110	523	12	655	14	5	16.3
71/B14	3		7	85	105	70		10				
80/B5	4	5	12	165	200	130	552	12	684	19	6	21.8
80/B14			7	100	120	80						





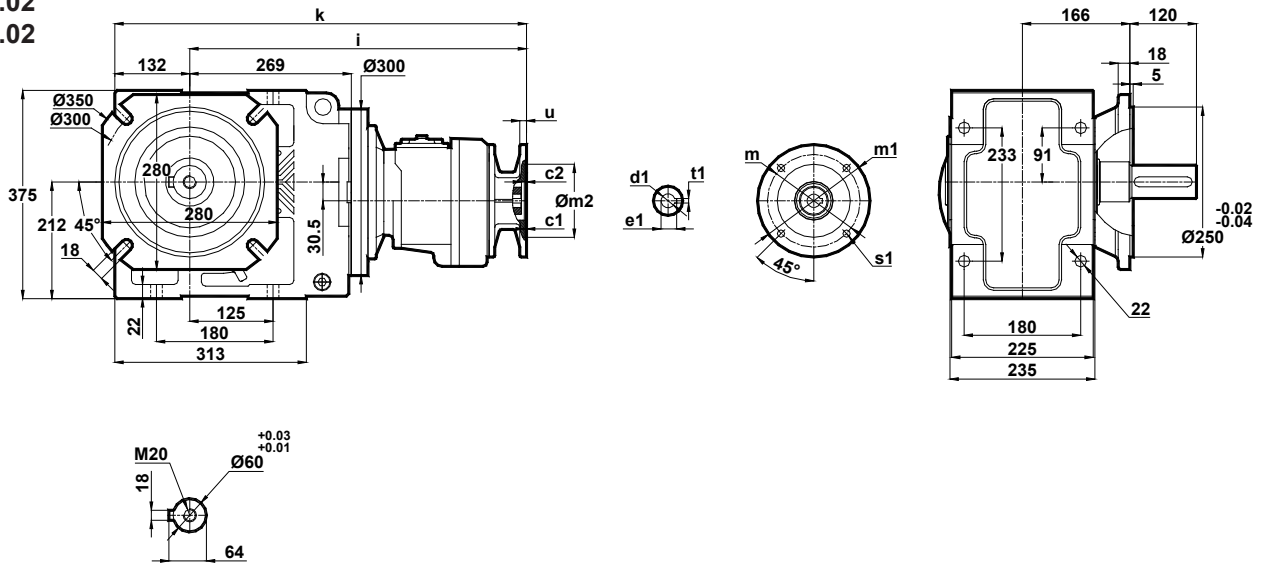
# Tabelle dimensionali

## Dimension Pages

## Abmessungsseiten

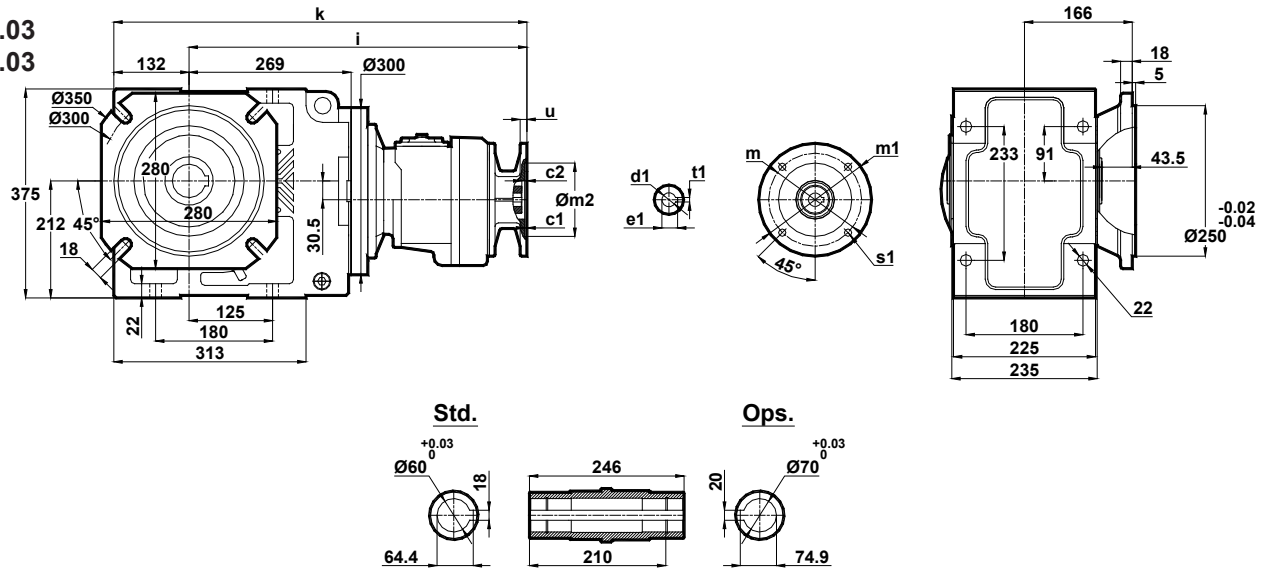
Foro di centraggio filettato secondo DIN 332 foglio 2 / Tapped center hole to DIN 332, sheet 2 / Zentrierung mit gewinde DIN 332, Blatt 2

KN575.02  
KN576.02




	c1	c2	s1	m	m1	m2	i	u	k	d1	t1	e1
63/B5	3.5	8	9	115	140	95	552	12	684	11	4	12.8
71/B5	4	8.5	11	130	160	110	523	12	655	14	5	16.3
71/B14	3		7	85	105	70		10				
80/B5	4	5	12	165	200	130	552	12	684	19	6	21.8
80/B14			7	100	120	80						

KN575.03  
KN576.03



	c1	c2	s1	m	m1	m2	i	u	k	d1	t1	e1
63/B5	3.5	8	9	115	140	95	552	12	684	11	4	12.8
71/B5	4	8.5	11	130	160	110	523	12	655	14	5	16.3
71/B14	3		7	85	105	70		10				
80/B5	4	5	12	165	200	130	552	12	684	19	6	21.8
80/B14			7	100	120	80						



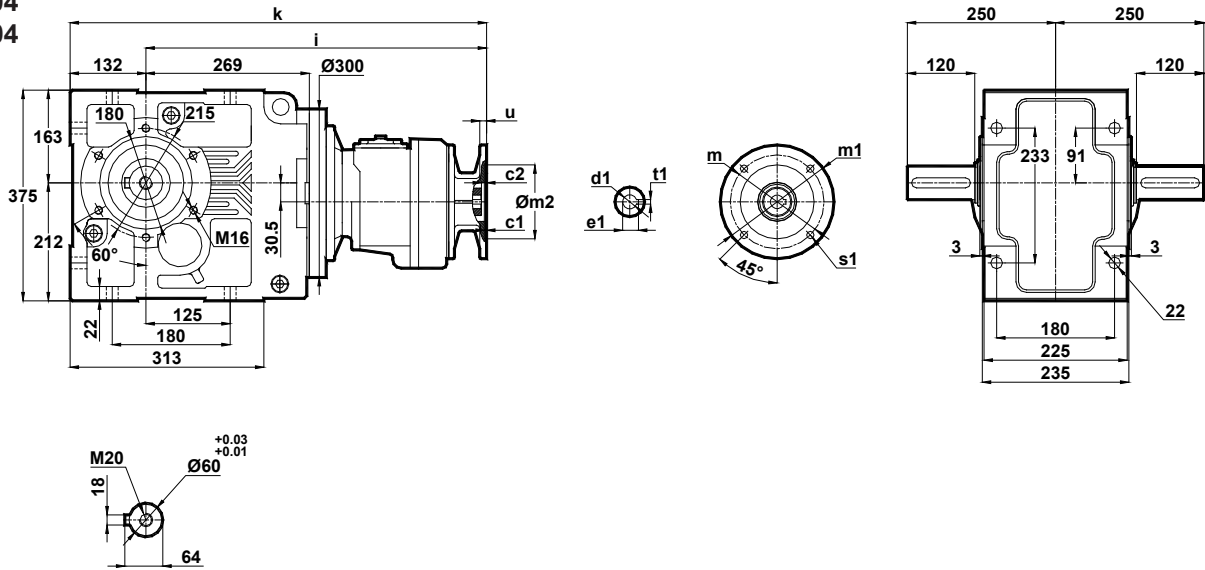
# Tabelle dimensionali

## Dimension Pages

### Abmessungsseiten

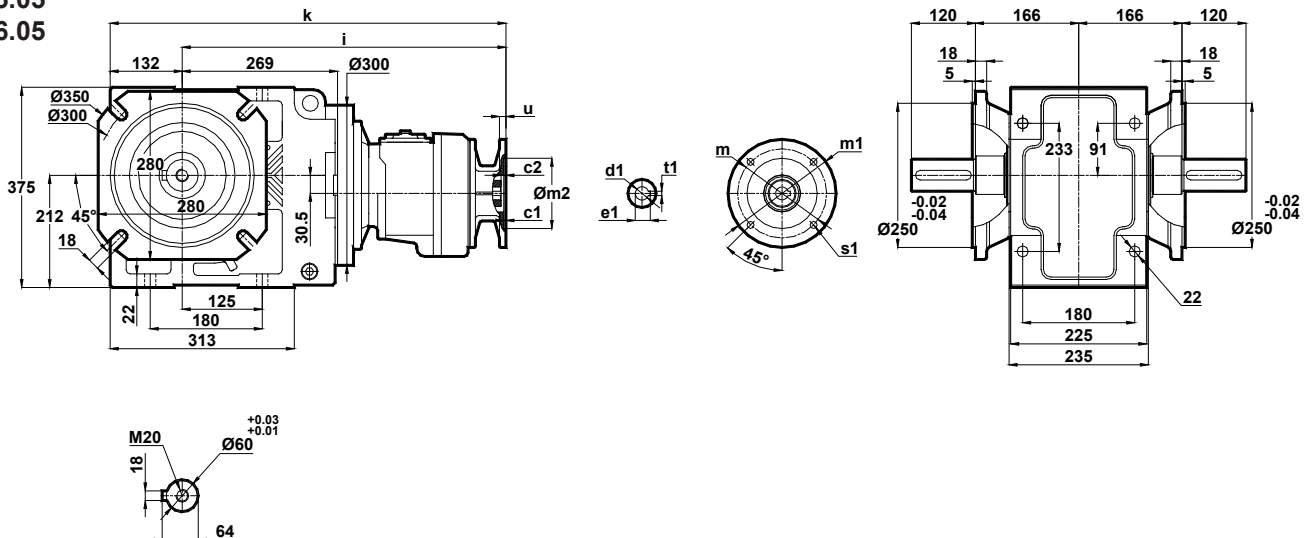
Foro di centraggio filettato secondo DIN 332 foglio 2 / Tapped center hole to DIN 332, sheet 2 / Zentrierung mit gewinde DIN 332, Blatt 2

KN575.04  
KN576.04



	c1	c2	s1	m	m1	m2	i	u	k	d1	t1	e1
63/B5	3.5	8	9	115	140	95	552	12	684	11	4	12.8
71/B5	4	8.5	11	130	160	110	523	12	655	14	5	16.3
71/B14	3		7	85	105	70		10				
80/B5	4	5	12	165	200	130	552	12	684	19	6	21.8
80/B14			7	100	120	80						

KN575.05  
KN576.05



	c1	c2	s1	m	m1	m2	i	u	k	d1	t1	e1
63/B5	3.5	8	9	115	140	95	552	12	684	11	4	12.8
71/B5	4	8.5	11	130	160	110	523	12	655	14	5	16.3
71/B14	3		7	85	105	70		10				
80/B5	4	5	12	165	200	130	552	12	684	19	6	21.8
80/B14			7	100	120	80						



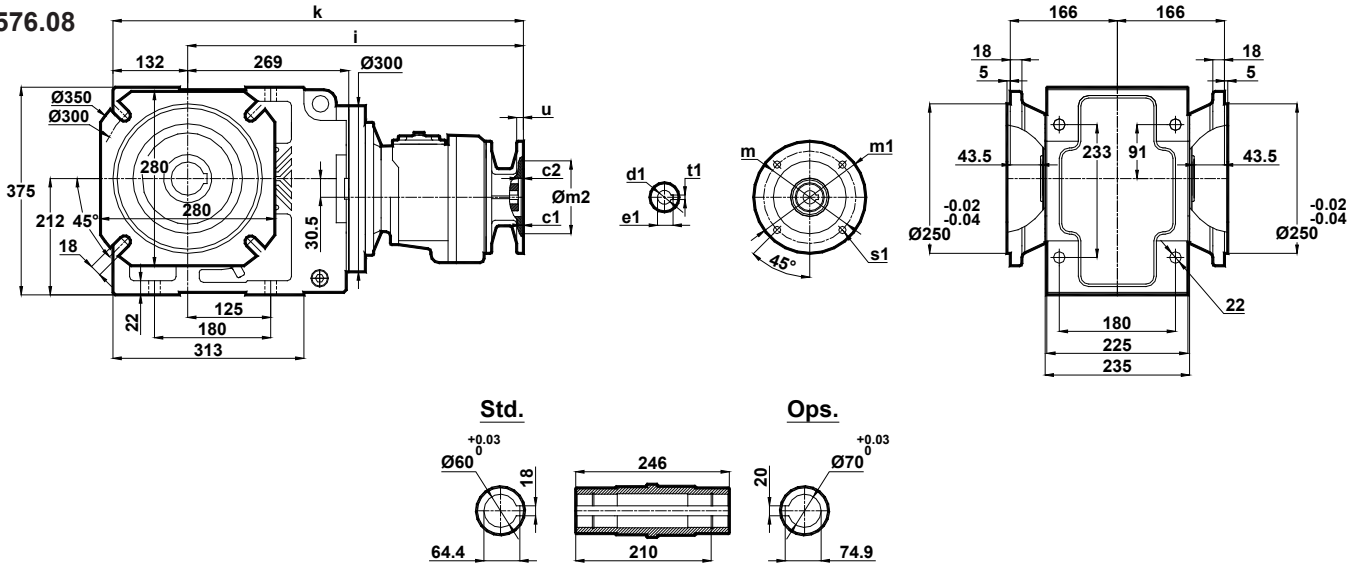
# Tabelle dimensionali

## Dimension Pages

### Abmessungsseiten

Foro di centraggio filettato secondo DIN 332 foglio 2 / - Tapped center hole to DIN 332, sheet 2 / Zentrierung mit gewinde DIN 332, Blatt 2

KN575.08  
KN576.08



	c1	c2	s1	m	m1	m2	i	u	k	d1	t1	e1
63/B5	3.5	8	9	115	140	95	552	12	684	11	4	12.8
71/B5	4	8.5	11	130	160	110	523	12	655	14	5	16.3
71/B14	3		7	85	105	70		10				
80/B5	4	5	12	165	200	130	552	12	684	19	6	21.8
80/B14			7	100	120	80						



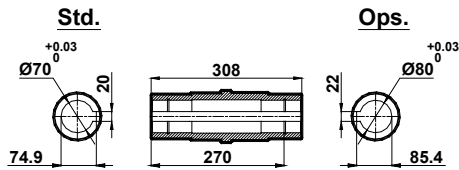
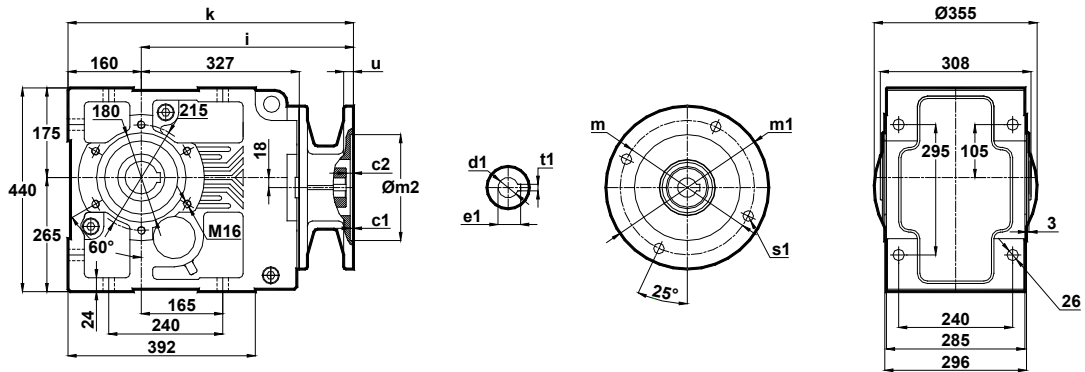
# Tabella dimensionali

## Dimension Pages

## Abmessungsseiten

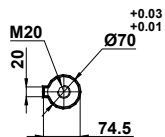
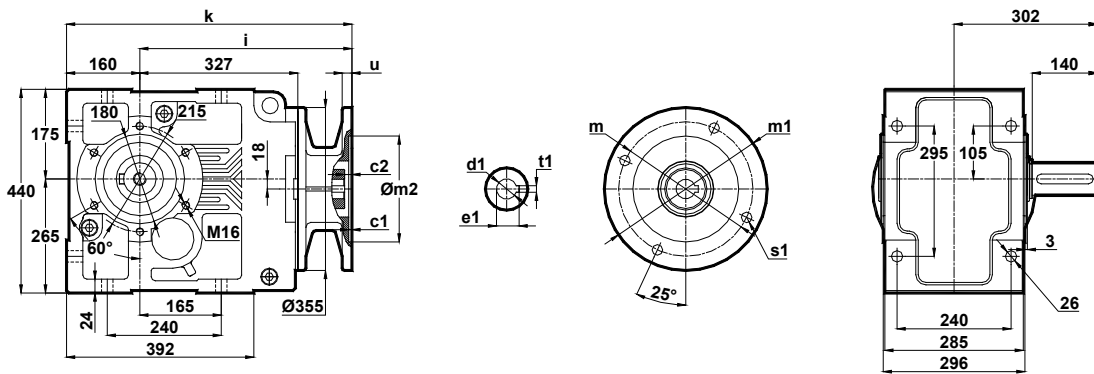
Foro di centraggio filettato secondo DIN 332 foglio 2 / Tapped center hole to DIN 332, sheet 2 / Zentrierung mit gewinde DIN 332, Blatt 2

### KN673.00



	c1	c2	s1	m	m1	m2	i	u	k	d1	t1	e1
100/B5	4.5	14.5	15	215	250	180	396	15	556	28	8	31.3
112/B5	4.5	14.5	15	215	250	180	396	15	556	28	8	31.3
132/B5 132/B14	4.5	9	15	265 165	300 200	230 130	411	15	571	38	10	41.3
160/B5	5.5	10	19	300	350	250	486	20	646	42	12	45.3
180/B5	5.5	10	19	300	350	250	486	20	646	48	14	51.8
200/B5	5.5	10	19	350	400	300	506	22	743	55	16	59.3
225/B5	5.5	10	19	400	450	350	559	24	796	60	18	64.4

### KN673.01



	c1	c2	s1	m	m1	m2	i	u	k	d1	t1	e1
100/B5	4.5	14.5	15	215	250	180	396	15	556	28	8	31.3
112/B5	4.5	14.5	15	215	250	180	396	15	556	28	8	31.3
132/B5 132/B14	4.5	9	15	265 165	300 200	230 130	411	15	571	38	10	41.3
160/B5	5.5	10	19	300	350	250	486	20	646	42	12	45.3
180/B5	5.5	10	19	300	350	250	486	20	646	48	14	51.8
200/B5	5.5	10	19	350	400	300	506	22	743	55	16	59.3
225/B5	5.5	10	19	400	450	350	559	24	796	60	18	64.4



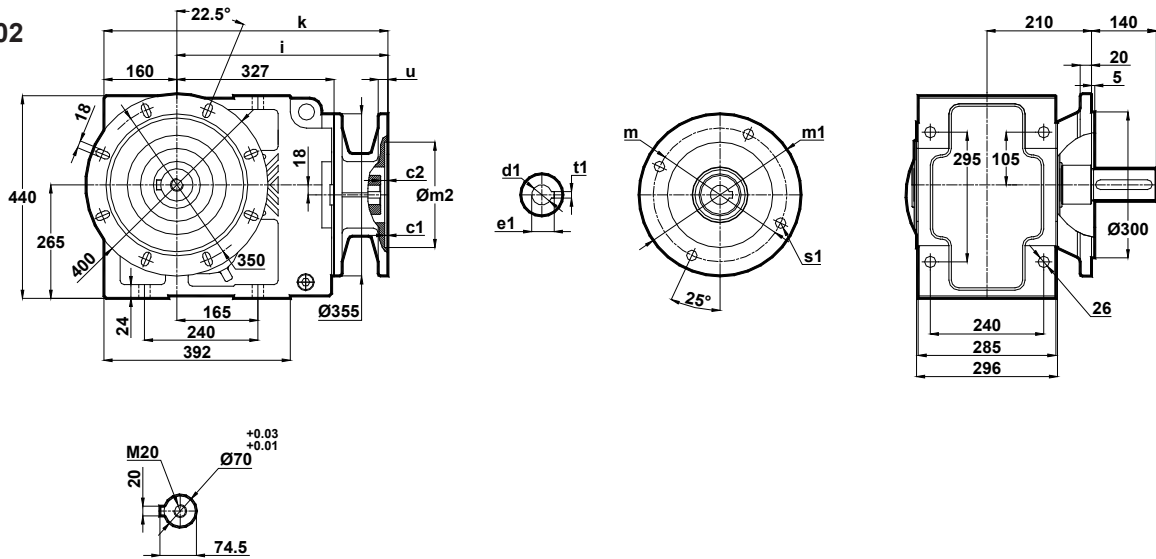
# Tabelle dimensionali

## Dimension Pages

### Abmessungsseiten

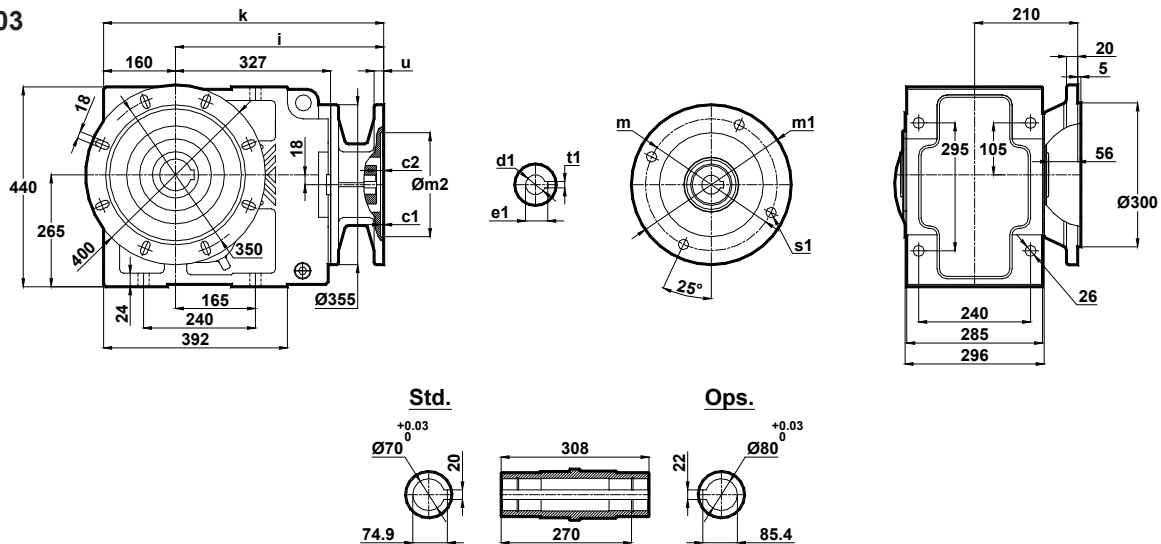
Foro di centraggio filettato secondo DIN 332 foglio 2 / Tapped center hole to DIN 332, sheet 2 / Zentrierung mit gewinde DIN 332, Blatt 2

#### KN673.02



	c1	c2	s1	m	m1	m2	i	u	k	d1	t1	e1
100/B5	4.5	14.5	15	215	250	180	396	15	556	28	8	31.3
112/B5	4.5	14.5	15	215	250	180	396	15	556	28	8	31.3
132/B5 132/B14	4.5	9	15	265 165	300 200	230 130	411	15	571	38	10	41.3
160/B5	5.5	10	19	300	350	250	486	20	646	42	12	45.3
180/B5	5.5	10	19	300	350	250	486	20	646	48	14	51.8
200/B5	5.5	10	19	350	400	300	506	22	743	55	16	59.3
225/B5	5.5	10	19	400	450	350	559	24	796	60	18	64.4

#### KN673.03



	c1	c2	s1	m	m1	m2	i	u	k	d1	t1	e1
100/B5	4.5	14.5	15	215	250	180	396	15	556	28	8	31.3
112/B5	4.5	14.5	15	215	250	180	396	15	556	28	8	31.3
132/B5 132/B14	4.5	9	15	265 165	300 200	230 130	411	15	571	38	10	41.3
160/B5	5.5	10	19	300	350	250	486	20	646	42	12	45.3
180/B5	5.5	10	19	300	350	250	486	20	646	48	14	51.8
200/B5	5.5	10	19	350	400	300	506	22	743	55	16	59.3
225/B5	5.5	10	19	400	450	350	559	24	796	60	18	64.4



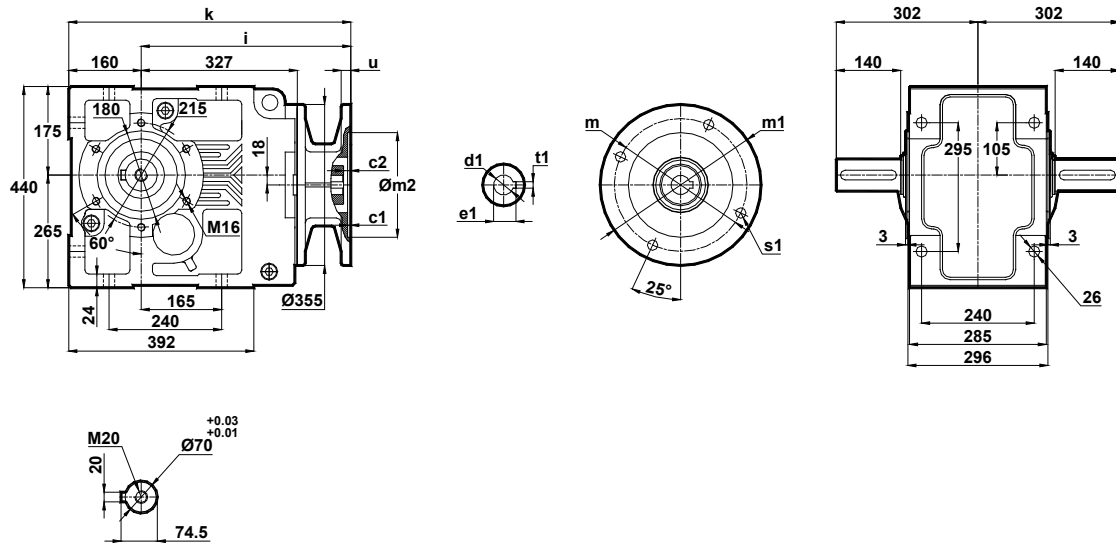
# Tabella dimensionali

## Dimension Pages

### Abmessungsseiten

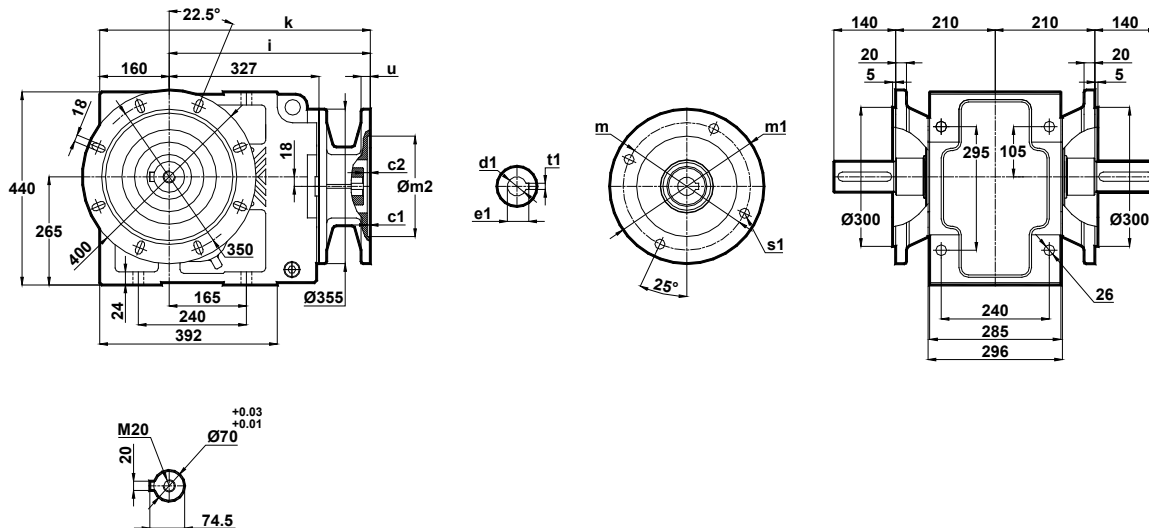
Foro di centraggio filettato secondo DIN 332 foglio 2 / Tapped center hole to DIN 332, sheet 2 / Zentrierung mit gewinde DIN 332, Blatt 2

#### KN673.04



	c1	c2	s1	m	m1	m2	i	u	k	d1	t1	e1
100/B5	4.5	14.5	15	215	250	180	396	15	556	28	8	31.3
112/B5	4.5	14.5	15	215	250	180	396	15	556	28	8	31.3
132/B5 132/B14	4.5	9	15	265 165	300 200	230 130	411	15	571	38	10	41.3
160/B5	5.5	10	19	300	350	250	486	20	646	42	12	45.3
180/B5	5.5	10	19	300	350	250	486	20	646	48	14	51.8
200/B5	5.5	10	19	350	400	300	506	22	743	55	16	59.3
225/B5	5.5	10	19	400	450	350	559	24	796	60	18	64.4

#### KN673.05



	c1	c2	s1	m	m1	m2	i	u	k	d1	t1	e1
100/B5	4.5	14.5	15	215	250	180	396	15	556	28	8	31.3
112/B5	4.5	14.5	15	215	250	180	396	15	556	28	8	31.3
132/B5 132/B14	4.5	9	15	265 165	300 200	230 130	411	15	571	38	10	41.3
160/B5	5.5	10	19	300	350	250	486	20	646	42	12	45.3
180/B5	5.5	10	19	300	350	250	486	20	646	48	14	51.8
200/B5	5.5	10	19	350	400	300	506	22	743	55	16	59.3
225/B5	5.5	10	19	400	450	350	559	24	796	60	18	64.4



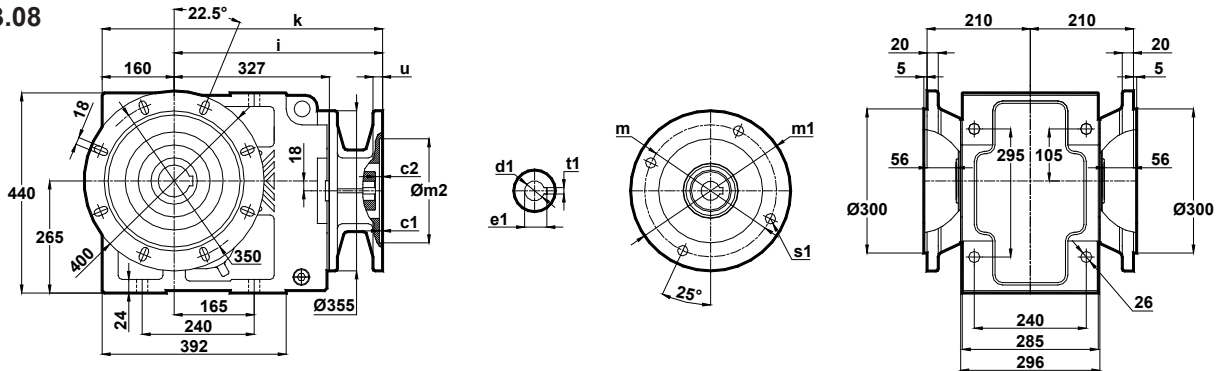
# Tabelle dimensionali

## Dimension Pages

## Abmessungsseiten

Foro di centraggio filettato secondo DIN 332 foglio 2 / Tapped center hole to DIN 332, sheet 2 / Zentrierung mit gewinde DIN 332, Blatt 2

KN673.08



	c1	c2	s1	m	m1	m2	i	u	k	d1	t1	e1
100/B5	4.5	14.5	15	215	250	180	396	15	556	28	8	31.3
112/B5	4.5	14.5	15	215	250	180	396	15	556	28	8	31.3
132/B5 132/B14	4.5	9	15	265 165	300 200	230 130	411	15	571	38	10	41.3
160/B5	5.5	10	19	300	350	250	486	20	646	42	12	45.3
180/B5	5.5	10	19	300	350	250	486	20	646	48	14	51.8
200/B5	5.5	10	19	350	400	300	506	22	743	55	16	59.3
225/B5	5.5	10	19	400	450	350	559	24	796	60	18	64.4



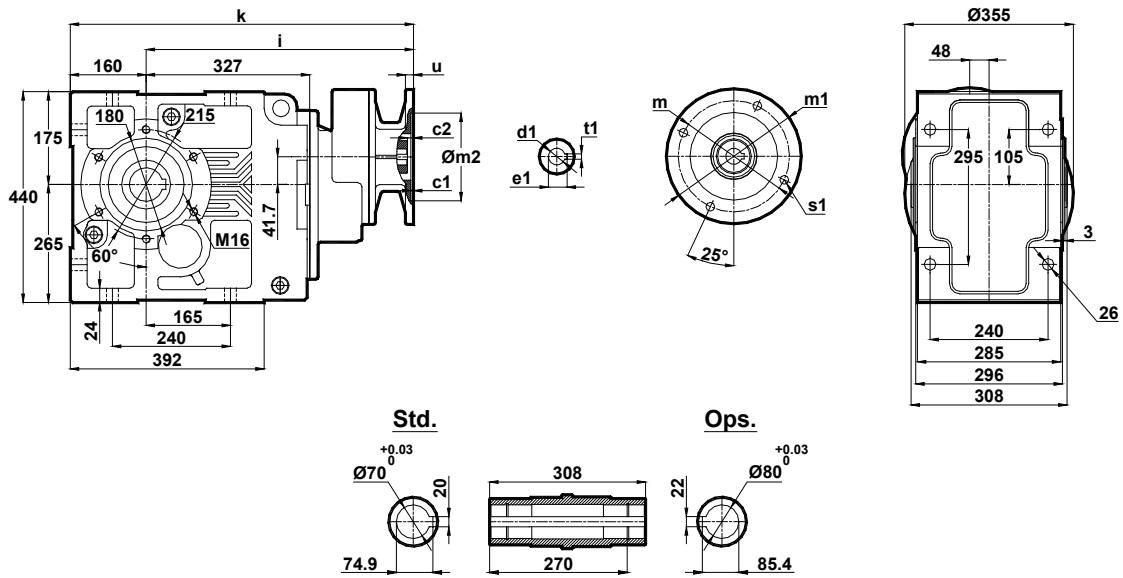
# Tabelle dimensionali

## Dimension Pages

## Abmessungsseiten

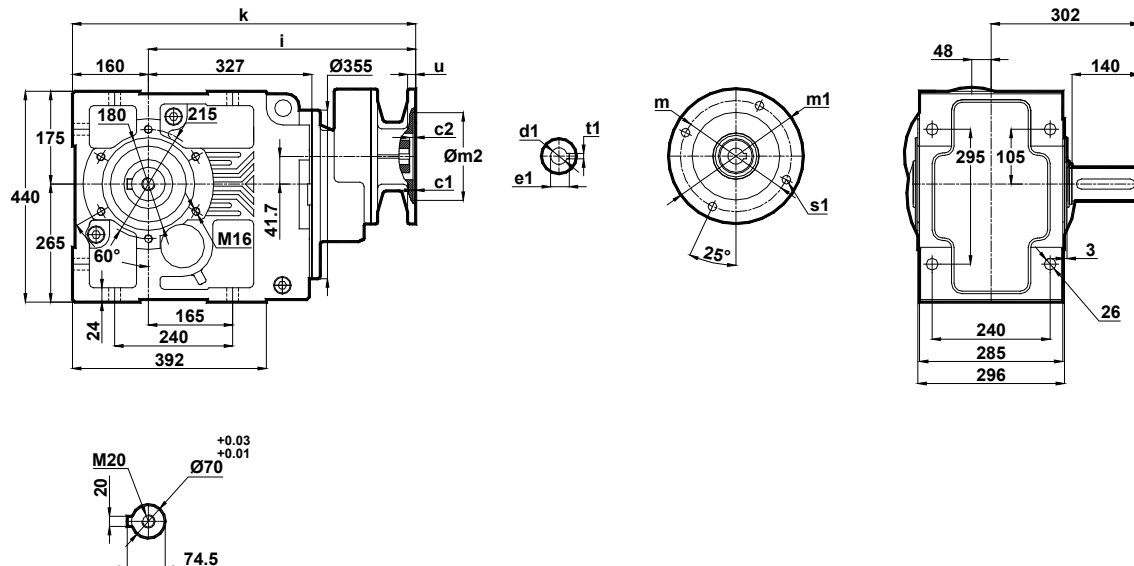
Foro di centraggio filettato secondo DIN 332 foglio 2 / Tapped center hole to DIN 332, sheet 2 / Zentrierung mit gewinde DIN 332, Blatt 2

### KN674.00



	c1	c2	s1	m	m1	m2	i	u	k	d1	t1	e1
80/B5	4	5	12	162	200	130	486	12	646	19	6	21.8
90/B5	4	5	13	165	200	130	486	12	646	24	8	27.3
90/B14			9	115	140	95						
100/B5	4.5	9	15	215	250	180	504	15	664	28	8	31.3
100/B14	3.5		9	130	160	110						

### KN674.01



	c1	c2	s1	m	m1	m2	i	u	k	d1	t1	e1
80/B5	4	5	12	162	200	130	486	12	646	19	6	21.8
90/B5	4	5	13	165	200	130	486	12	646	24	8	27.3
90/B14			9	115	140	95						
100/B5	4.5	9	15	215	250	180	504	15	664	28	8	31.3
100/B14	3.5		9	130	160	110						





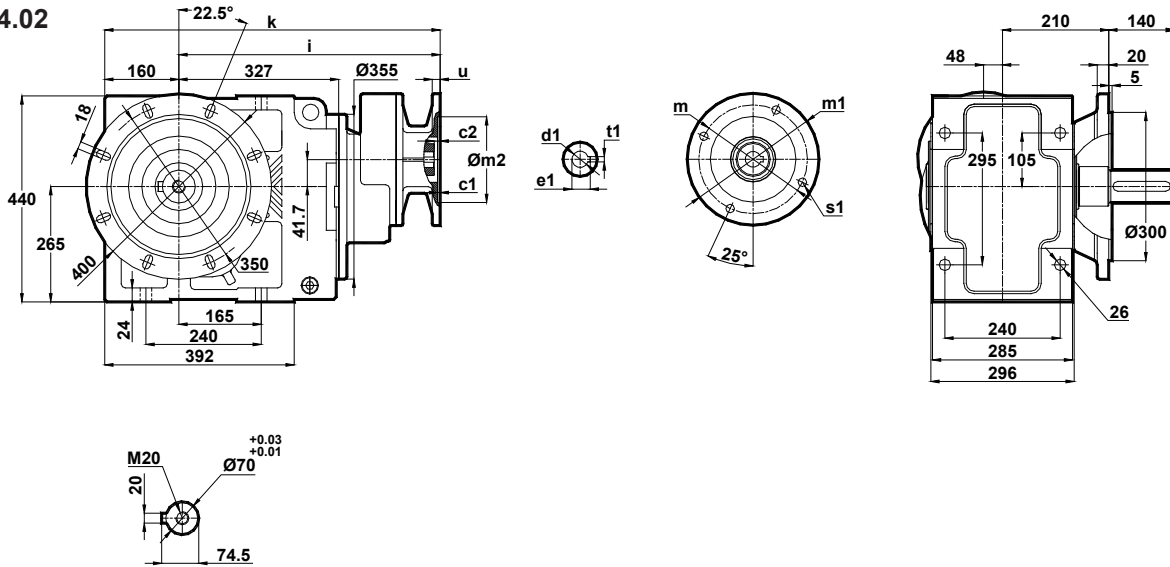
# Tabelle dimensionali

## Dimension Pages

## Abmessungsseiten

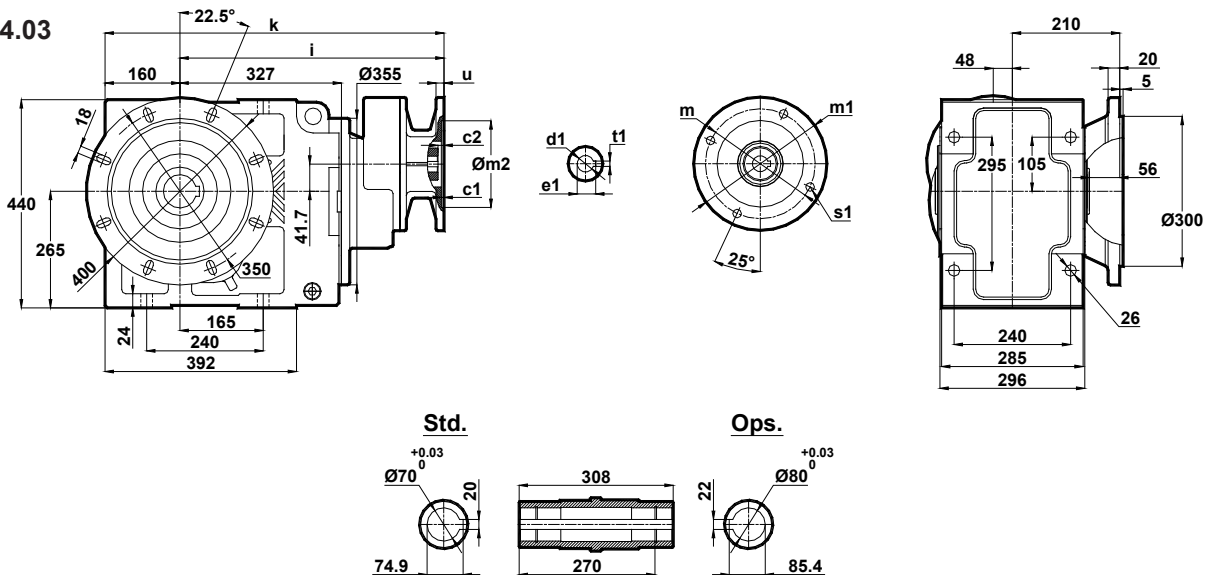
Foro di centraggio filettato secondo DIN 332 foglio 2 / Tapped center hole to DIN 332, sheet 2 / Zentrierung mit gewinde DIN 332, Blatt 2

### KN674.02




	c1	c2	s1	m	m1	m2	i	u	k	d1	t1	e1
80/B5	4	5	12	162	200	130	486	12	646	19	6	21.8
90/B5	4	5	13	165	200	130	486	12	646	24	8	27.3
90/B14			9	115	140	95						
100/B5	4.5	9	15	215	250	180	504	15	664	28	8	31.3
100/B14	3.5		9	130	160	110						

### KN674.03



	c1	c2	s1	m	m1	m2	i	u	k	d1	t1	e1
80/B5	4	5	12	162	200	130	486	12	646	19	6	21.8
90/B5	4	5	13	165	200	130	486	12	646	24	8	27.3
90/B14			9	115	140	95						
100/B5	4.5	9	15	215	250	180	504	15	664	28	8	31.3
100/B14	3.5		9	130	160	110						



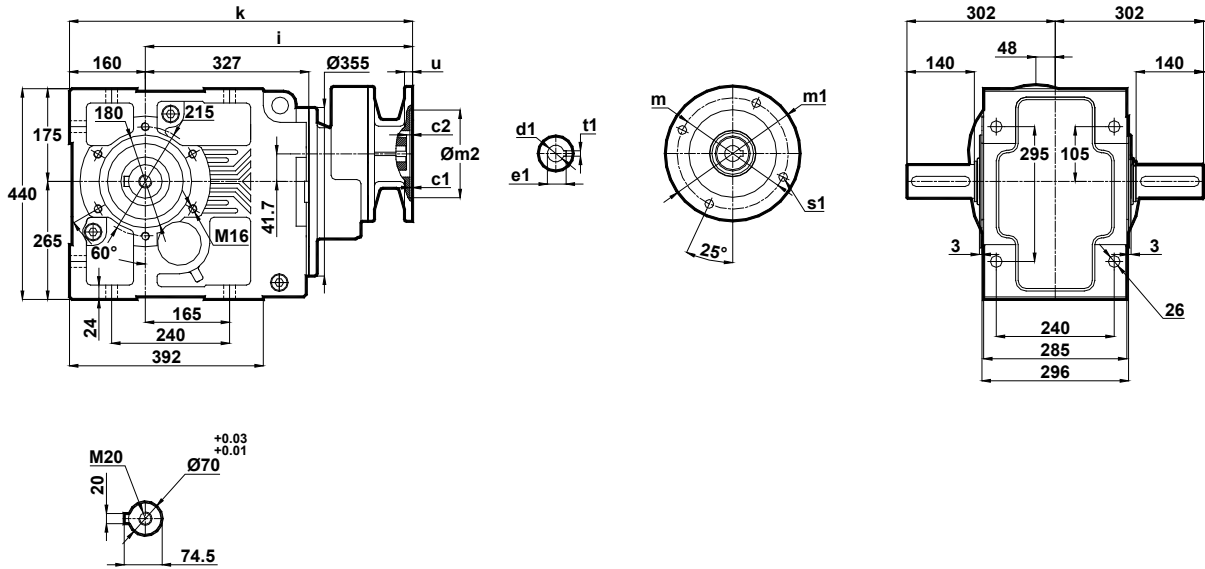
# Tabelle dimensionali

## Dimension Pages

## Abmessungsseiten

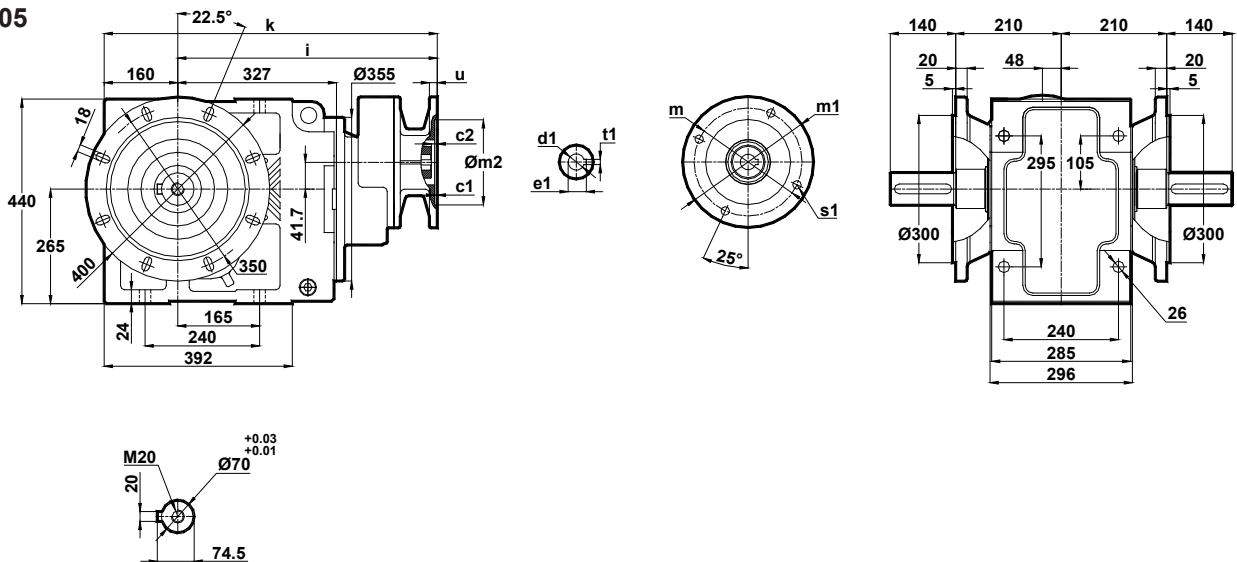
Foro di centraggio filettato secondo DIN 332 foglio 2 / Tapped center hole to DIN 332, sheet 2 / Zentrierung mit gewinde DIN 332, Blatt 2

### KN674.04



	c1	c2	s1	m	m1	m2	i	u	k	d1	t1	e1
80/B5	4	5	12	162	200	130	486	12	646	19	6	21.8
90/B5	4	5	13	165	200	130	486	12	646	24	8	27.3
90/B14			9	115	140	95						
100/B5	4.5	9	15	215	250	180	504	15	664	28	8	31.3
100/B14	3.5		9	130	160	110						

### KN674.05



	c1	c2	s1	m	m1	m2	i	u	k	d1	t1	e1
80/B5	4	5	12	162	200	130	486	12	646	19	6	21.8
90/B5	4	5	13	165	200	130	486	12	646	24	8	27.3
90/B14			9	115	140	95						
100/B5	4.5	9	15	215	250	180	504	15	664	28	8	31.3
100/B14	3.5		9	130	160	110						



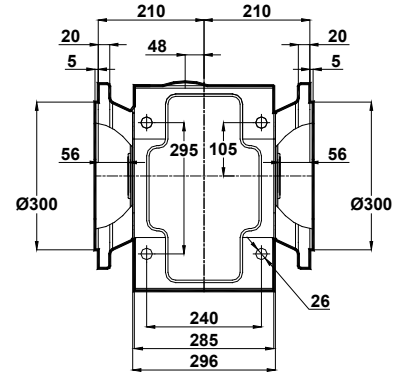
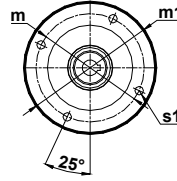
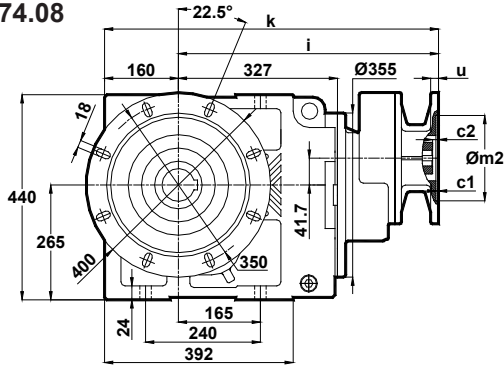
# Tabelle dimensionali

## Dimension Pages

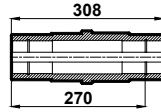
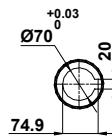
## Abmessungsseiten

Foro di centraggio filettato secondo DIN 332 foglio 2 / Tapped center hole to DIN 332, sheet 2 / Zentrierung mit gewinde DIN 332, Blatt 2

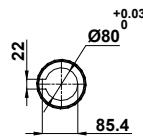
KN674.08



**Std.**



**Ops.**



	c1	c2	s1	m	m1	m2	i	u	k	d1	t1	e1
80/B5	4	5	12	162	200	130	486	12	646	19	6	21.8
90/B5	4	5	13	165	200	130	486	12	646	24	8	27.3
90/B14			9	115	140	95						
100/B5	4.5	9	15	215	250	180	504	15	664	28	8	31.3
100/B14	3.5		9	130	160	110						



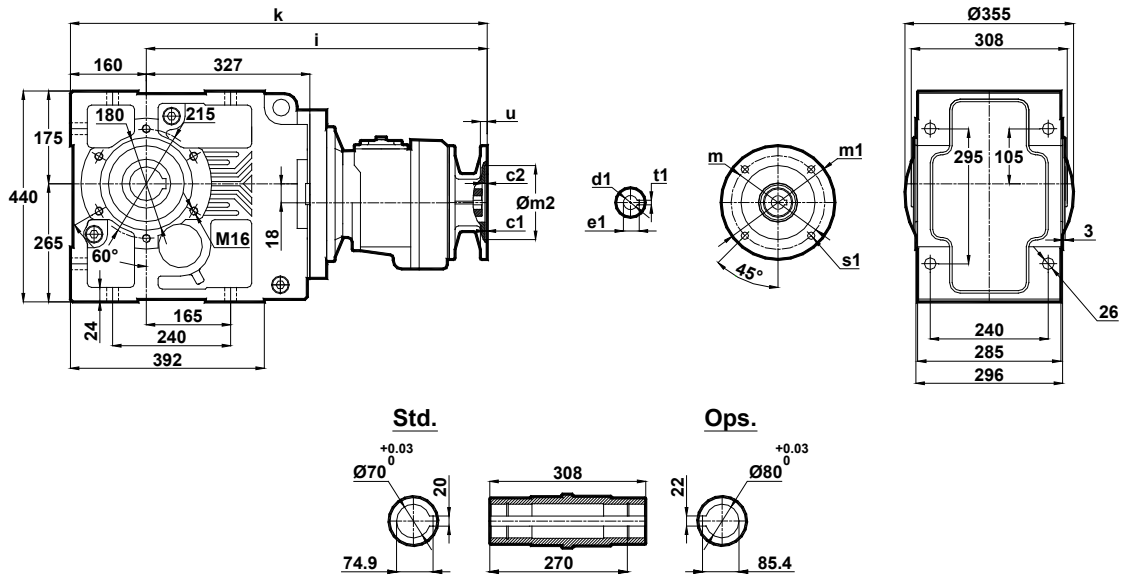
# Tabelle dimensionali

## Dimension Pages

## Abmessungsseiten

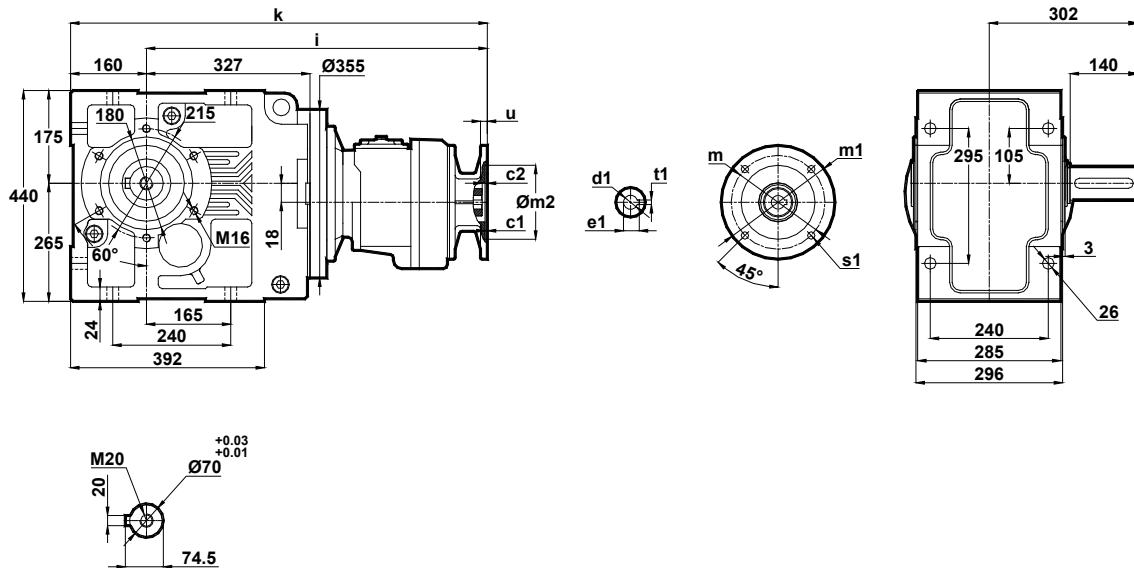
Foro di centraggio filettato secondo DIN 332 foglio 2 / Tapped center hole to DIN 332, sheet 2 / Zentrierung mit gewinde DIN 332, Blatt 2

KN675.00  
KN676.00



	c1	c2	s1	m	m1	m2	i	u	k	d1	t1	e1
71/B5	4	9	11	130	160	110	637	12	797	14	5	16.3
80/B5 80/B14	4	9	13 7	165 100	200 120	130 80	637	12	797	19	6	21.8
90/B5 90/B14	4	9	13 9	165 115	200 140	130 95	637	12	797	24	8	27.3 26.3

KN675.01  
KN676.01



	c1	c2	s1	m	m1	m2	i	u	k	d1	t1	e1
71/B5	4	9	11	130	160	110	637	12	797	14	5	16.3
80/B5 80/B14	4	9	13 7	165 100	200 120	130 80	637	12	797	19	6	21.8
90/B5 90/B14	4	9	13 9	165 115	200 140	130 95	637	12	797	24	8	27.3 26.3



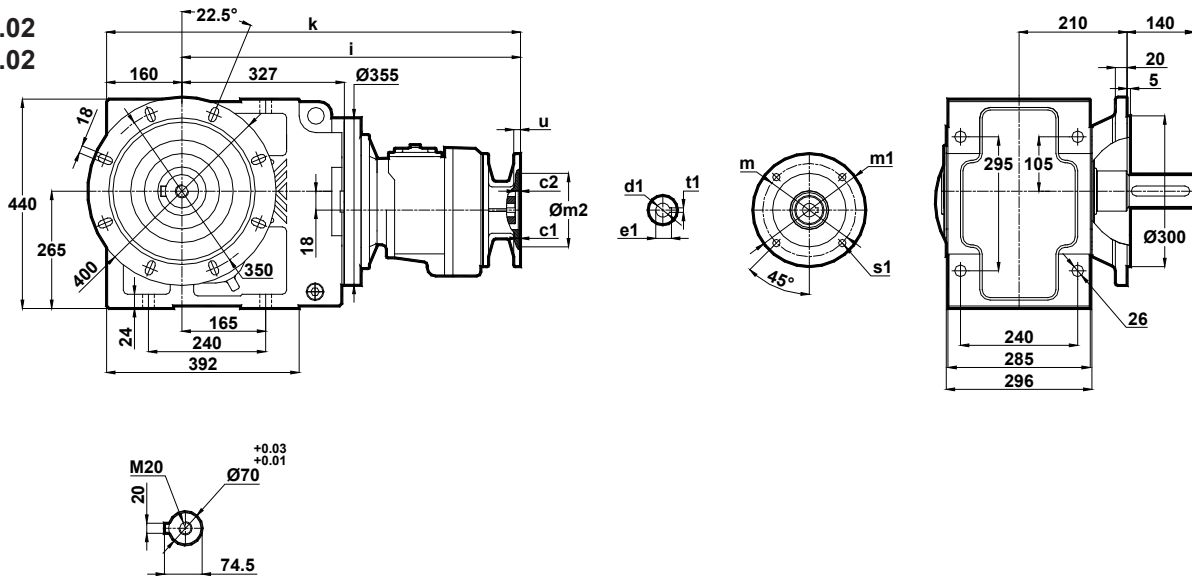
# Tabelle dimensionali

## Dimension Pages

## Abmessungsseiten

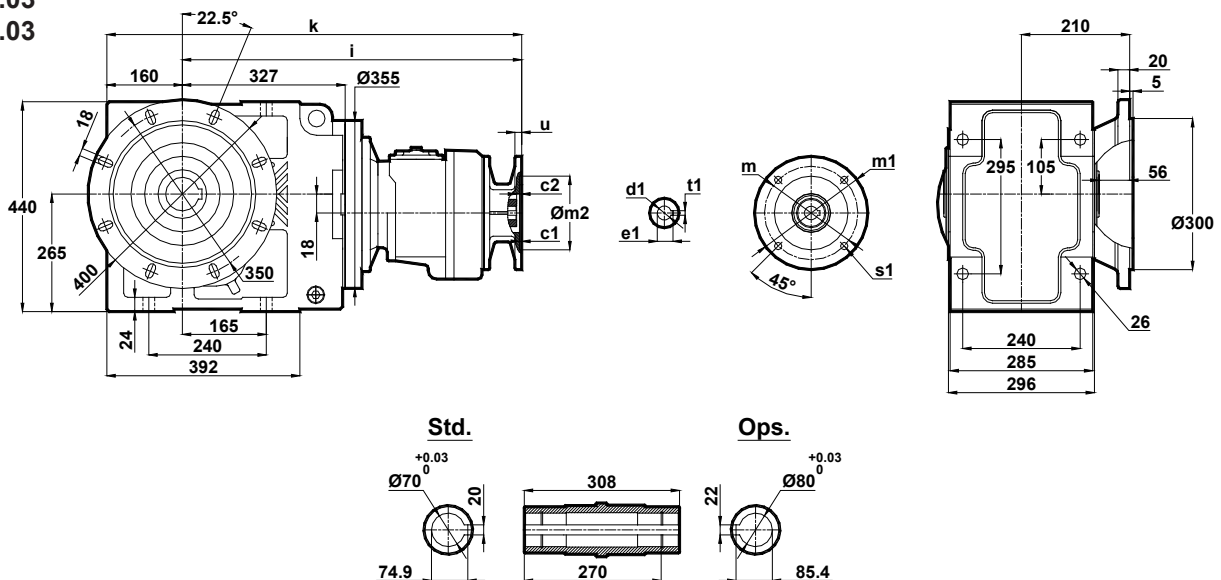
Foro di centraggio filettato secondo DIN 332 foglio 2 / Tapped center hole to DIN 332, sheet 2 / Zentrierung mit gewinde DIN 332, Blatt 2

KN675.02  
KN676.02



	c1	c2	s1	m	m1	m2	i	u	k	d1	t1	e1
71/B5	4	9	11	130	160	110	637	12	797	14	5	16.3
80/B5	4	9	13	165	200	130	637	12	797	19	6	21.8
80/B14	4	9	7	100	120	80	637	12	797	19	6	21.8
90/B5	4	9	13	165	200	130	637	12	797	24	8	27.3
90/B14	4	9	9	115	140	95	637	12	797	24	8	26.3

KN675.03  
KN676.03



	c1	c2	s1	m	m1	m2	i	u	k	d1	t1	e1
71/B5	4	9	11	130	160	110	637	12	797	14	5	16.3
80/B5	4	9	13	165	200	130	637	12	797	19	6	21.8
80/B14	4	9	7	100	120	80	637	12	797	19	6	21.8
90/B5	4	9	13	165	200	130	637	12	797	24	8	27.3
90/B14	4	9	9	115	140	95	637	12	797	24	8	26.3



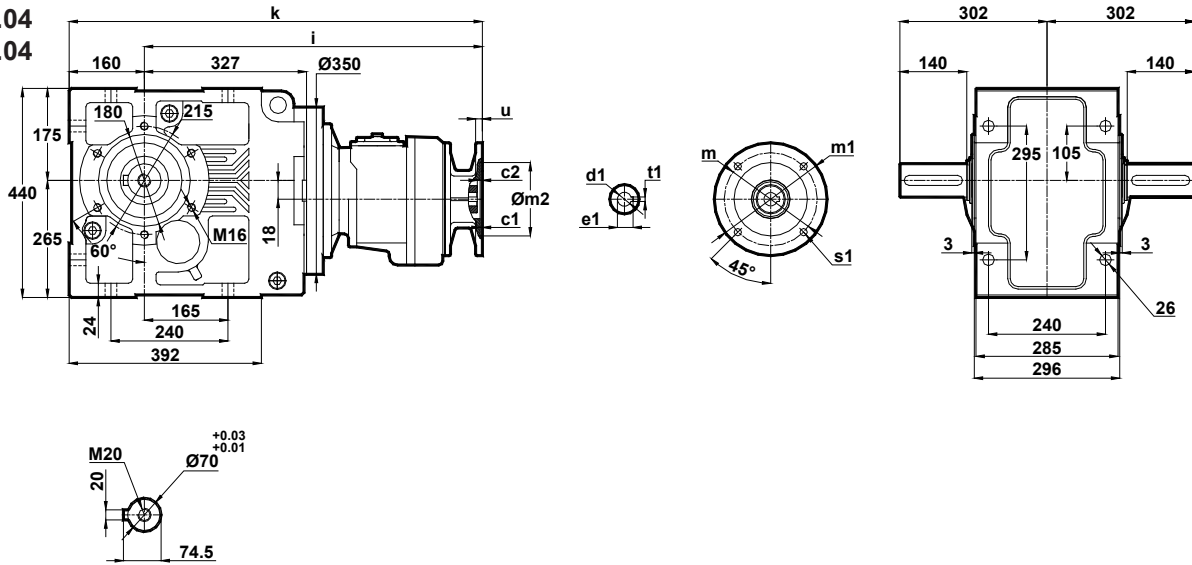
# Tabella dimensionali

## Dimension Pages

### Abmessungsseiten

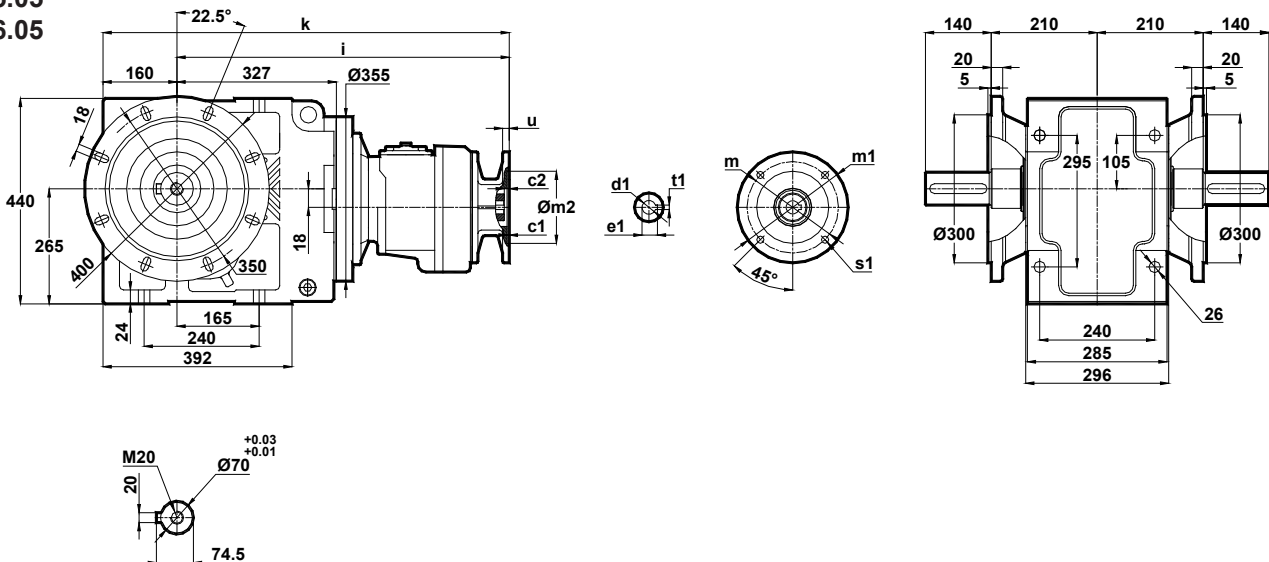
Foro di centraggio filettato secondo DIN 332 foglio 2 / Tapped center hole to DIN 332, sheet 2 / Zentrierung mit gewinde DIN 332, Blatt 2

KN675.04  
KN676.04



	c1	c2	s1	m	m1	m2	i	u	k	d1	t1	e1
71/B5	4	9	11	130	160	110	637	12	797	14	5	16.3
80/B5 80/B14	4	9	13 7	165 100	200 120	130 80	637	12	797	19	6	21.8
90/B5 90/B14	4	9	13 9	165 115	200 140	130 95	637	12	797	24	8	27.3 26.3

KN675.05  
KN676.05



	c1	c2	s1	m	m1	m2	i	u	k	d1	t1	e1
71/B5	4	9	11	130	160	110	637	12	797	14	5	16.3
80/B5 80/B14	4	9	13 7	165 100	200 120	130 80	637	12	797	19	6	21.8
90/B5 90/B14	4	9	13 9	165 115	200 140	130 95	637	12	797	24	8	27.3 26.3



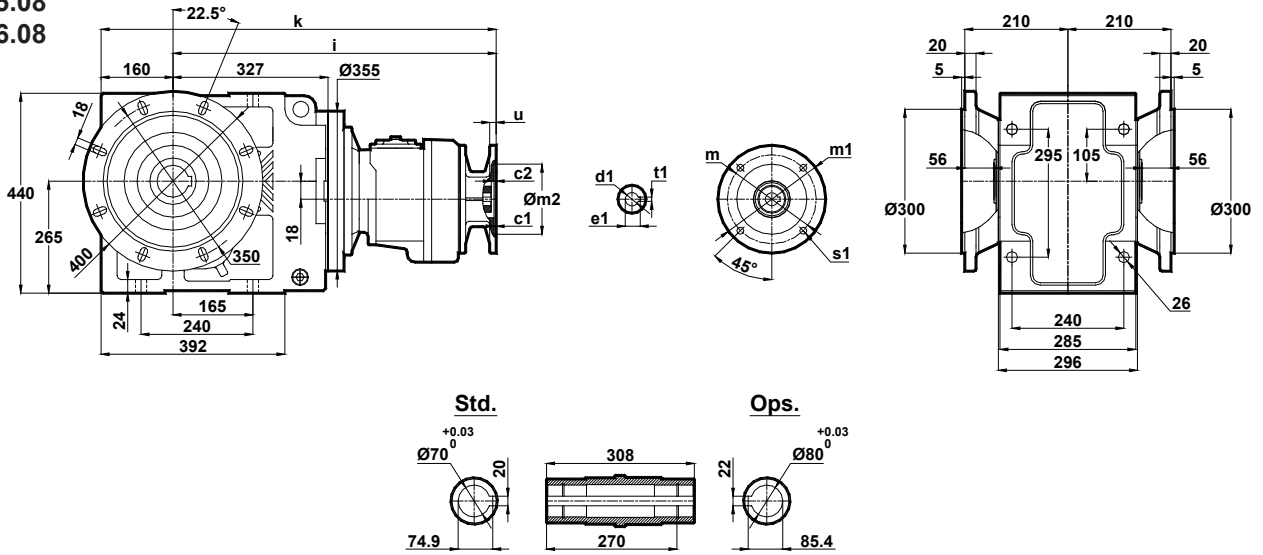
# Tabelle dimensionali

## Dimension Pages

### Abmessungsseiten

Foro di centraggio filettato secondo DIN 332 foglio 2 / - Tapped center hole to DIN 332, sheet 2 / Zentrierung mit gewinde DIN 332, Blatt 2

KN675.08  
KN676.08



	c1	c2	s1	m	m1	m2	i	u	k	d1	t1	e1
71/B5	4	9	11	130	160	110	637	12	797	14	5	16.3
80/B5	4	9	13	165	200	130	637	12	797	19	6	21.8
80/B14	4	9	7	100	120	80	637	12	797	19	6	21.8
90/B5	4	9	13	165	200	130	637	12	797	24	8	27.3
90/B14	4	9	9	115	140	95	637	12	797	24	8	26.3



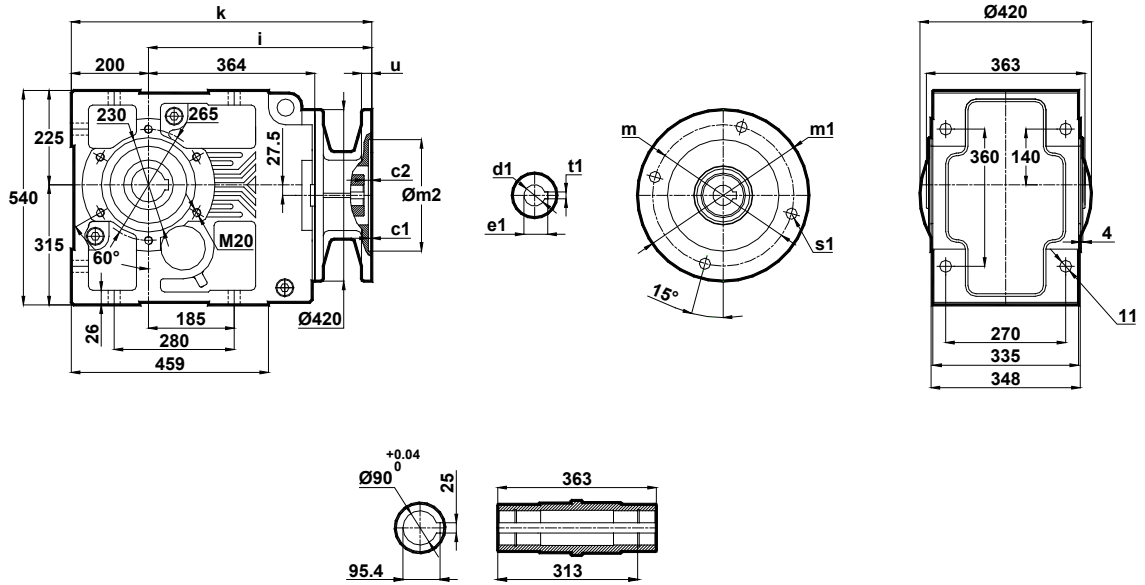
# Tabelle dimensionali

## Dimension Pages

## Abmessungsseiten

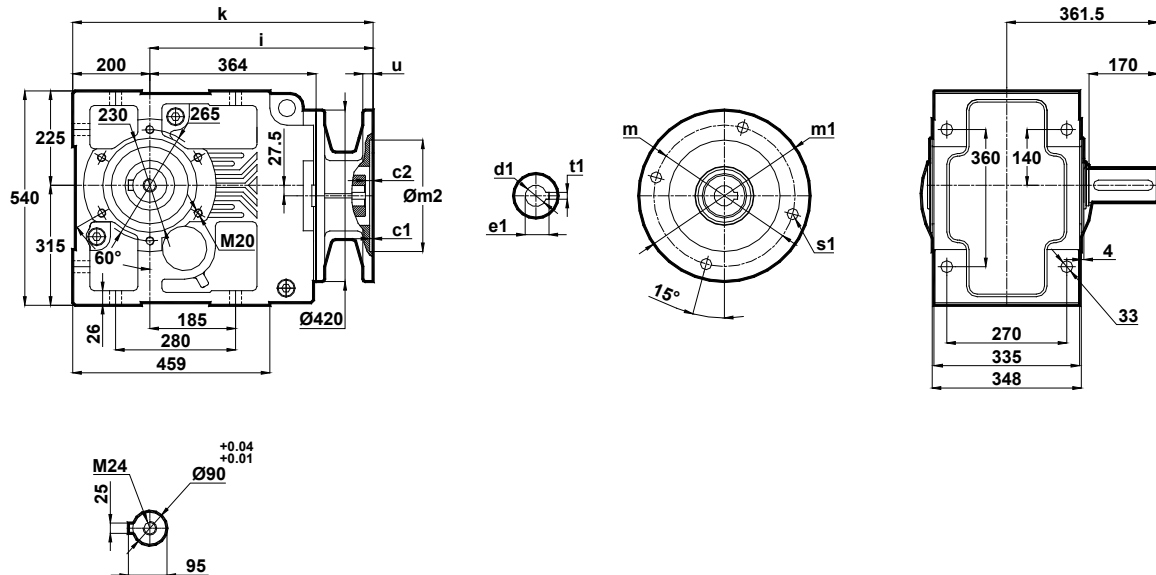
Foro di centraggio filettato secondo DIN 332 foglio 2 / Tapped center hole to DIN 332, sheet 2 / Zentrierung mit gewinde DIN 332, Blatt 2

### KN773.00



	c1	c2	s1	m	m1	m2	i	u	k	d1	t1	e1
132/B5	4.5	15	15	265	300	230	448	15	648	38	10	41.3
160/B5	5.5	10	19	300	350	250	517	20	717	42	12	45.3
180/B5	5.5	10	19	300	350	250	517	20	717	48	14	51.8
200/B5	5.5	10	19	350	400	300	539	20	739	55	16	59.3
225/B5	5.5	10	19	400	450	350	592	24	792	60	18	64.4
250/B5	5.5	10	19	500	550	450	592	24	792	65	18	69.4

### KN773.01



	c1	c2	s1	m	m1	m2	i	u	k	d1	t1	e1
132/B5	4.5	15	15	265	300	230	448	15	648	38	10	41.3
160/B5	5.5	10	19	300	350	250	517	20	717	42	12	45.3
180/B5	5.5	10	19	300	350	250	517	20	717	48	14	51.8
200/B5	5.5	10	19	350	400	300	539	20	739	55	16	59.3
225/B5	5.5	10	19	400	450	350	592	24	792	60	18	64.4
250/B5	5.5	10	19	500	550	450	592	24	792	65	18	69.4





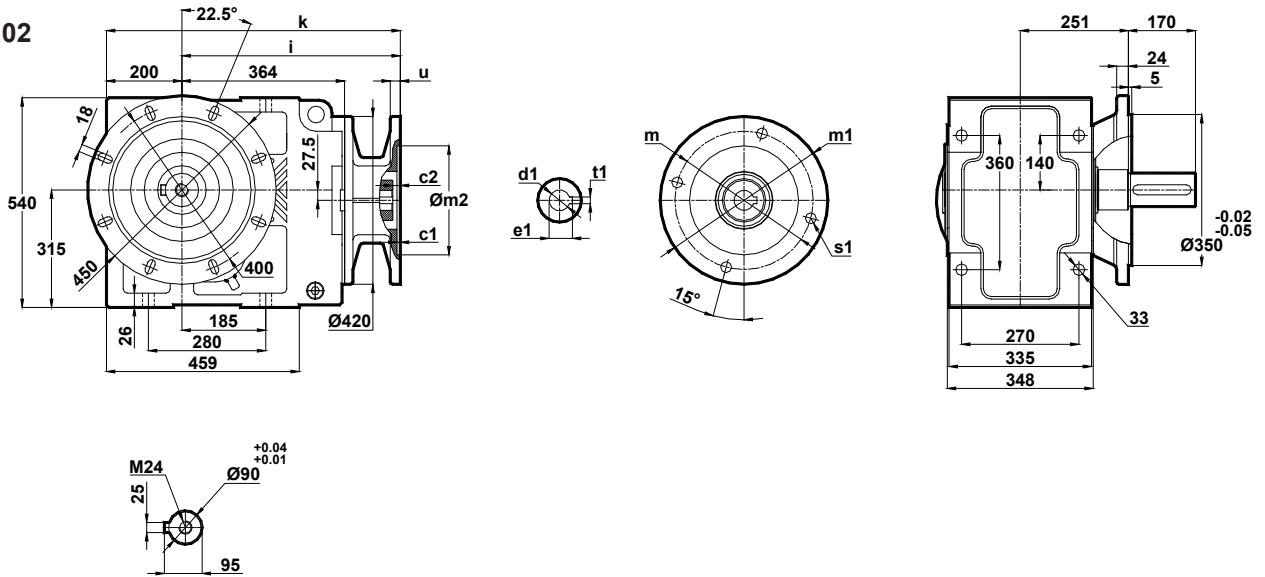
# Tabelle dimensionali

## Dimension Pages

### Abmessungsseiten

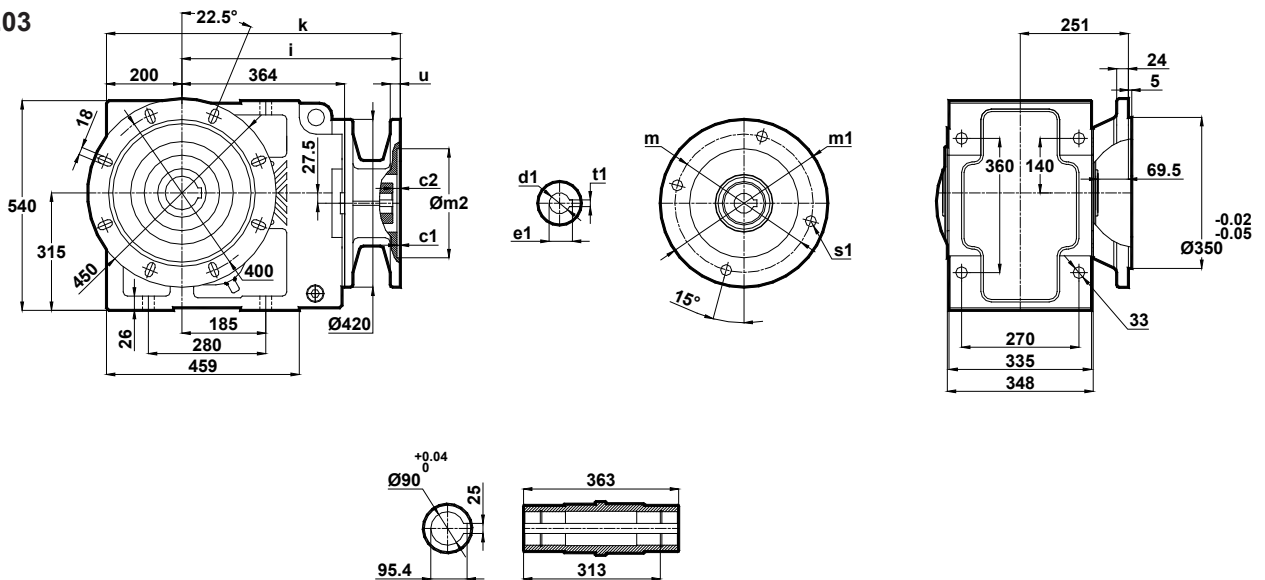
Foro di centraggio filettato secondo DIN 332 foglio 2 / Tapped center hole to DIN 332, sheet 2 / Zentrierung mit gewinde DIN 332, Blatt 2

#### KN773.02




	c1	c2	s1	m	m1	m2	i	u	k	d1	t1	e1
132/B5	4.5	15	15	265	300	230	448	15	648	38	10	41.3
160/B5	5.5	10	19	300	350	250	517	20	717	42	12	45.3
180/B5	5.5	10	19	300	350	250	517	20	717	48	14	51.8
200/B5	5.5	10	19	350	400	300	539	20	739	55	16	59.3
225/B5	5.5	10	19	400	450	350	592	24	792	60	18	64.4
250/B5	5.5	10	19	500	550	450	592	24	792	65	18	69.4

#### KN773.03



	c1	c2	s1	m	m1	m2	i	u	k	d1	t1	e1
132/B5	4.5	15	15	265	300	230	448	15	648	38	10	41.3
160/B5	5.5	10	19	300	350	250	517	20	717	42	12	45.3
180/B5	5.5	10	19	300	350	250	517	20	717	48	14	51.8
200/B5	5.5	10	19	350	400	300	539	20	739	55	16	59.3
225/B5	5.5	10	19	400	450	350	592	24	792	60	18	64.4
250/B5	5.5	10	19	500	550	450	592	24	792	65	18	69.4



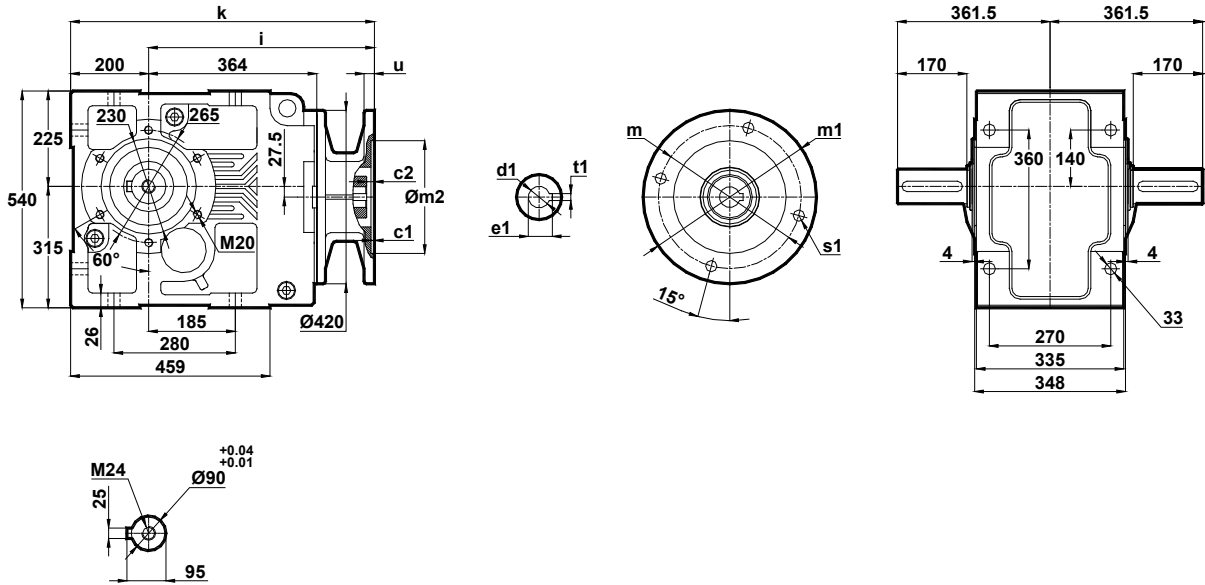
# Tabella dimensionali

## Dimension Pages

### Abmessungsseiten

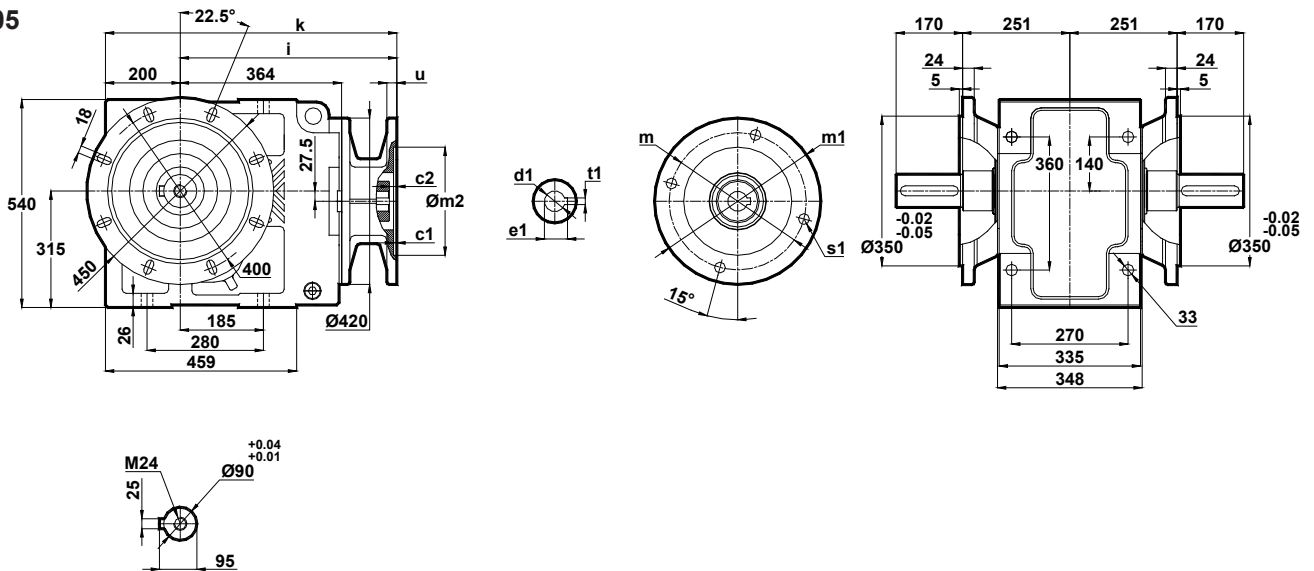
Foro di centraggio filettato secondo DIN 332 foglio 2 / Tapped center hole to DIN 332, sheet 2 / Zentrierung mit gewinde DIN 332, Blatt 2

#### KN773.04



	c1	c2	s1	m	m1	m2	i	u	k	d1	t1	e1
132/B5	4.5	15	15	265	300	230	448	15	648	38	10	41.3
160/B5	5.5	10	19	300	350	250	517	20	717	42	12	45.3
180/B5	5.5	10	19	300	350	250	517	20	717	48	14	51.8
200/B5	5.5	10	19	350	400	300	539	20	739	55	16	59.3
225/B5	5.5	10	19	400	450	350	592	24	792	60	18	64.4
250/B5	5.5	10	19	500	550	450	592	24	792	65	18	69.4

#### KN773.05



	c1	c2	s1	m	m1	m2	i	u	k	d1	t1	e1
132/B5	4.5	15	15	265	300	230	448	15	648	38	10	41.3
160/B5	5.5	10	19	300	350	250	517	20	717	42	12	45.3
180/B5	5.5	10	19	300	350	250	517	20	717	48	14	51.8
200/B5	5.5	10	19	350	400	300	539	20	739	55	16	59.3
225/B5	5.5	10	19	400	450	350	592	24	792	60	18	64.4
250/B5	5.5	10	19	500	550	450	592	24	792	65	18	69.4



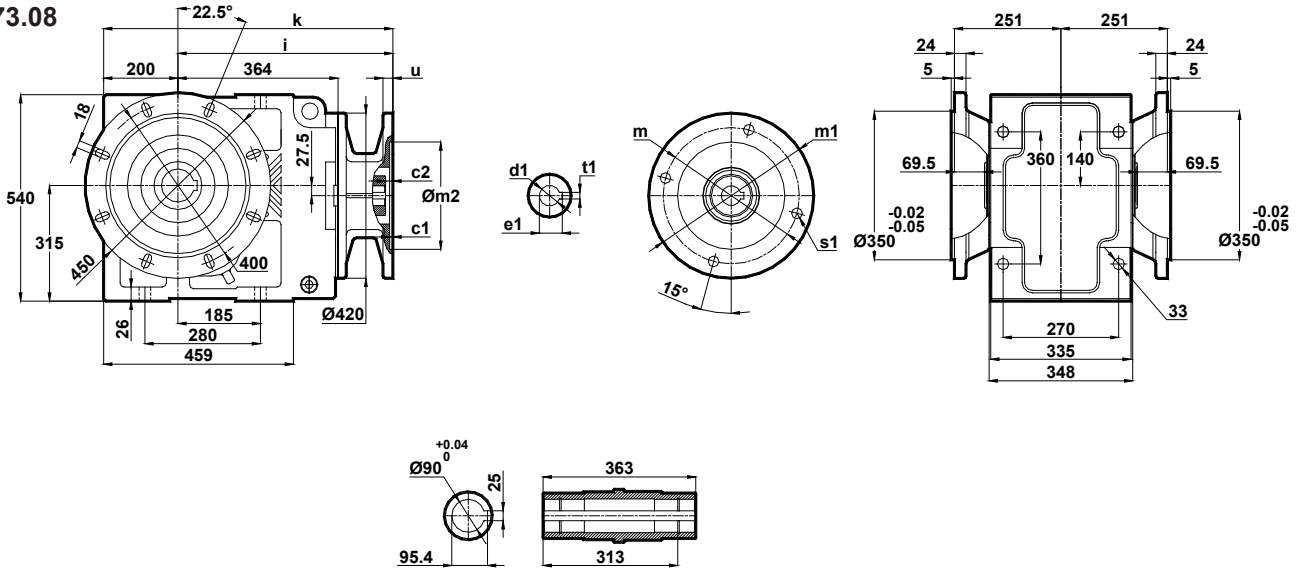
# Tabelle dimensionali

## Dimension Pages

### Abmessungsseiten

Foro di centraggio filettato secondo DIN 332 foglio 2 / Tapped center hole to DIN 332, sheet 2 / Zentrierung mit gewinde DIN 332, Blatt 2

KN773.08



	c1	c2	s1	m	m1	m2	i	u	k	d1	t1	e1
132/B5	4.5	15	15	265	300	230	448	15	648	38	10	41.3
160/B5	5.5	10	19	300	350	250	517	20	717	42	12	45.3
180/B5	5.5	10	19	300	350	250	517	20	717	48	14	51.8
200/B5	5.5	10	19	350	400	300	539	20	739	55	16	59.3
225/B5	5.5	10	19	400	450	350	592	24	792	60	18	64.4
250/B5	5.5	10	19	500	550	450	592	24	792	65	18	69.4



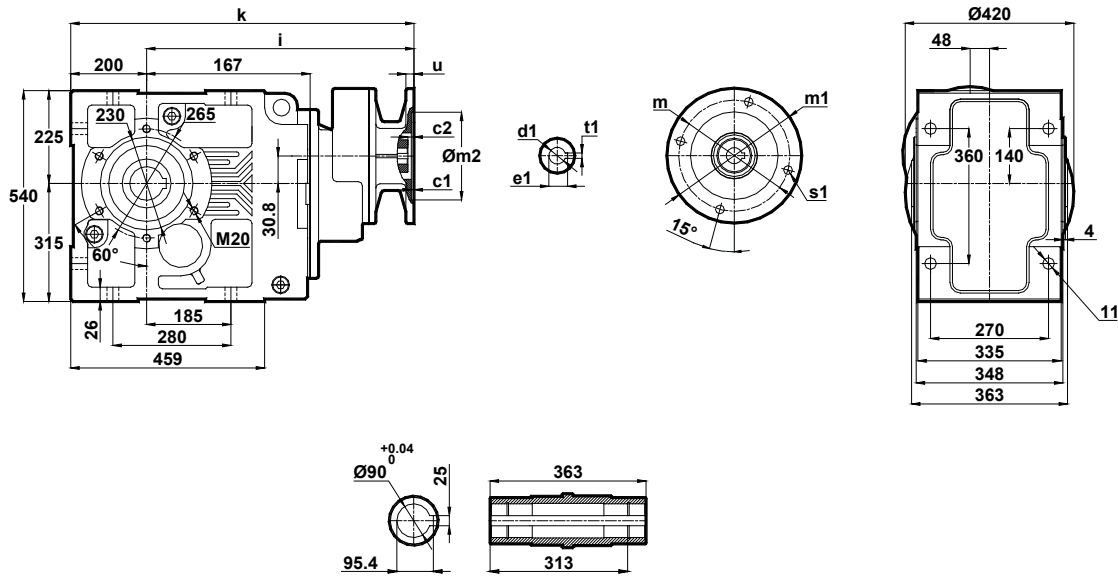
# Tabella dimensionali

## Dimension Pages

## Abmessungsseiten

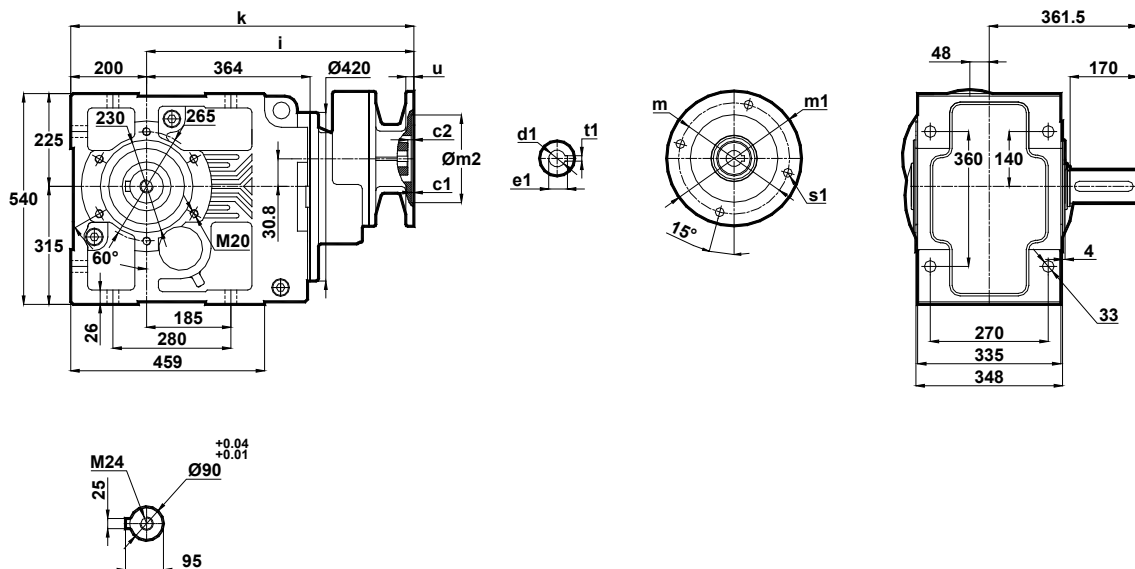
Foro di centraggio filettato secondo DIN 332 foglio 2 / Tapped center hole to DIN 332, sheet 2 / Zentrierung mit gewinde DIN 332, Blatt 2

### KN774.00



	c1	c2	s1	m	m1	m2	i	u	k	d1	t1	e1
90/B5	4	5	12	165	200	130	523	12	723	24	8	27.3
90/B14	9	9	9	115	140	95	95	15	741	28	8	31.3
100/B5	4.5	9	15	215	250	180	541	15	741	28	8	31.3
100/B14	3.5	9	9	130	160	110	110	15	741	28	8	31.3
112/B5	4.5	9	15	215	250	180	560	15	741	28	8	31.3
112/B14	3.5	9	9	130	160	110	110	15	741	28	8	31.3
132/B5	4.5	6	15	265	300	230	639	15	760	38	10	41.3
132/B14	4.5	6	11	165	200	130	639	15	760	38	10	41.3

### KN774.01



	c1	c2	s1	m	m1	m2	i	u	k	d1	t1	e1
90/B5	4	5	12	165	200	130	523	12	723	24	8	27.3
90/B14	9	9	9	115	140	95	95	15	741	28	8	31.3
100/B5	4.5	9	15	215	250	180	541	15	741	28	8	31.3
100/B14	3.5	9	9	130	160	110	110	15	741	28	8	31.3
112/B5	4.5	9	15	215	250	180	560	15	741	28	8	31.3
112/B14	3.5	9	9	130	160	110	110	15	741	28	8	31.3
132/B5	4.5	6	15	265	300	230	639	15	760	38	10	41.3
132/B14	4.5	6	11	165	200	130	639	15	760	38	10	41.3



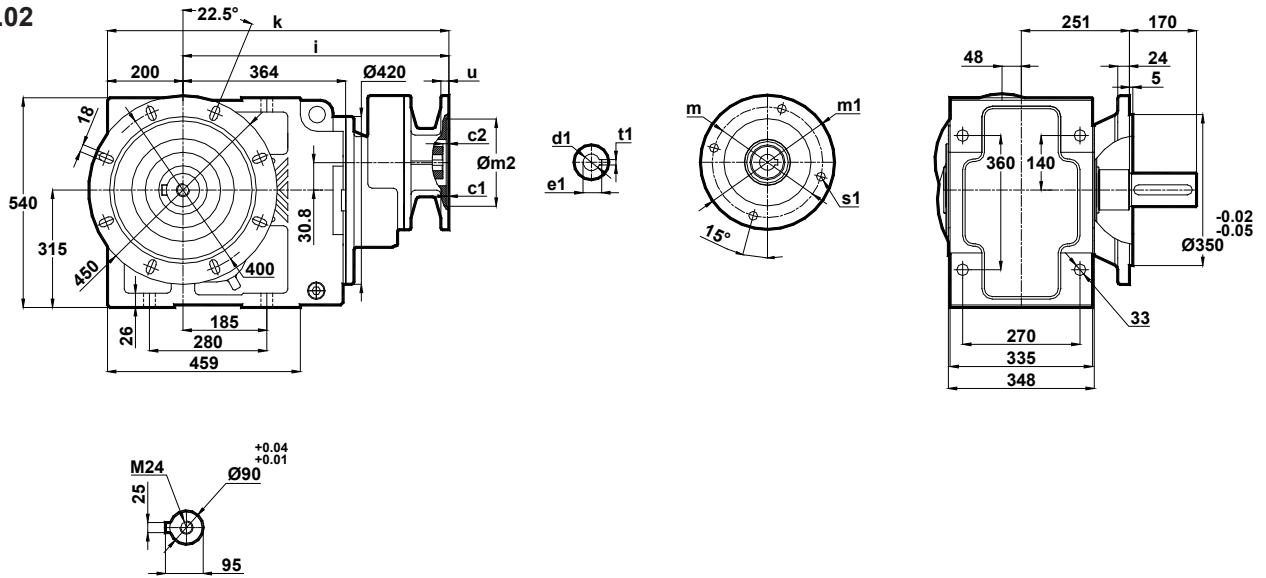
# Tabelle dimensionali

## Dimension Pages

### Abmessungsseiten

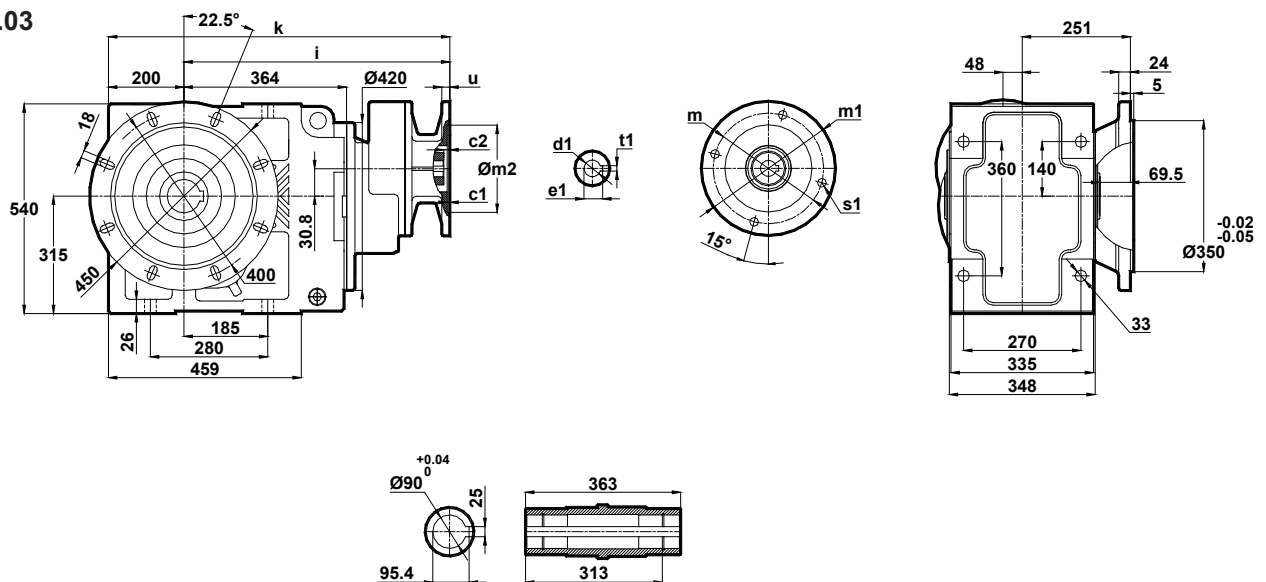
Foro di centraggio filettato secondo DIN 332 foglio 2 / Tapped center hole to DIN 332, sheet 2 / Zentrierung mit gewinde DIN 332, Blatt 2

#### KN774.02



	c1	c2	s1	m	m1	m2	i	u	k	d1	t1	e1
90/B5	4	5	12	165	200	130	523	12	723	24	8	27.3
90/B14			9	115	140	95						
100/B5	4.5	9	15	215	250	180	541	15	741	28	8	31.3
100/B14	3.5		9	130	160	110						
112/B5	4.5	9	15	215	250	180	560	15	741	28	8	31.3
112/B14	3.5		9	130	160	110						
132/B5	4.5	6	15	265	300	230	639	15	760	38	10	41.3
132/B14			11	165	200	130						

#### KN774.03



	c1	c2	s1	m	m1	m2	i	u	k	d1	t1	e1
90/B5	4	5	12	165	200	130	523	12	723	24	8	27.3
90/B14			9	115	140	95						
100/B5	4.5	9	15	215	250	180	541	15	741	28	8	31.3
100/B14	3.5		9	130	160	110						
112/B5	4.5	9	15	215	250	180	560	15	741	28	8	31.3
112/B14	3.5		9	130	160	110						
132/B5	4.5	6	15	265	300	230	639	15	760	38	10	41.3
132/B14			11	165	200	130						



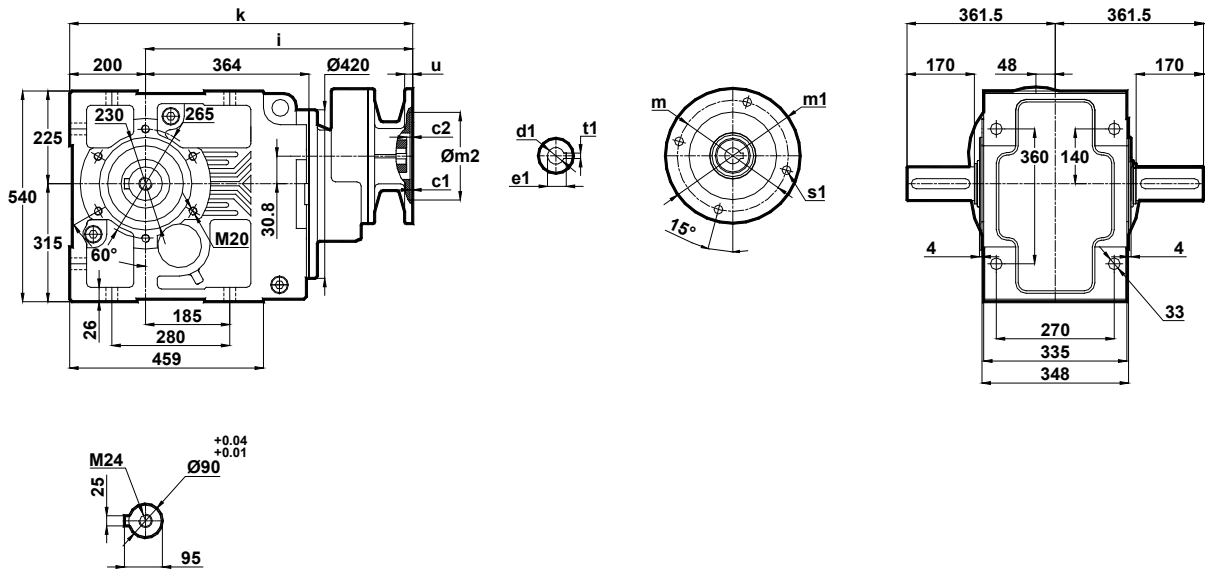
# Tabella dimensionali

## Dimension Pages

### Abmessungsseiten

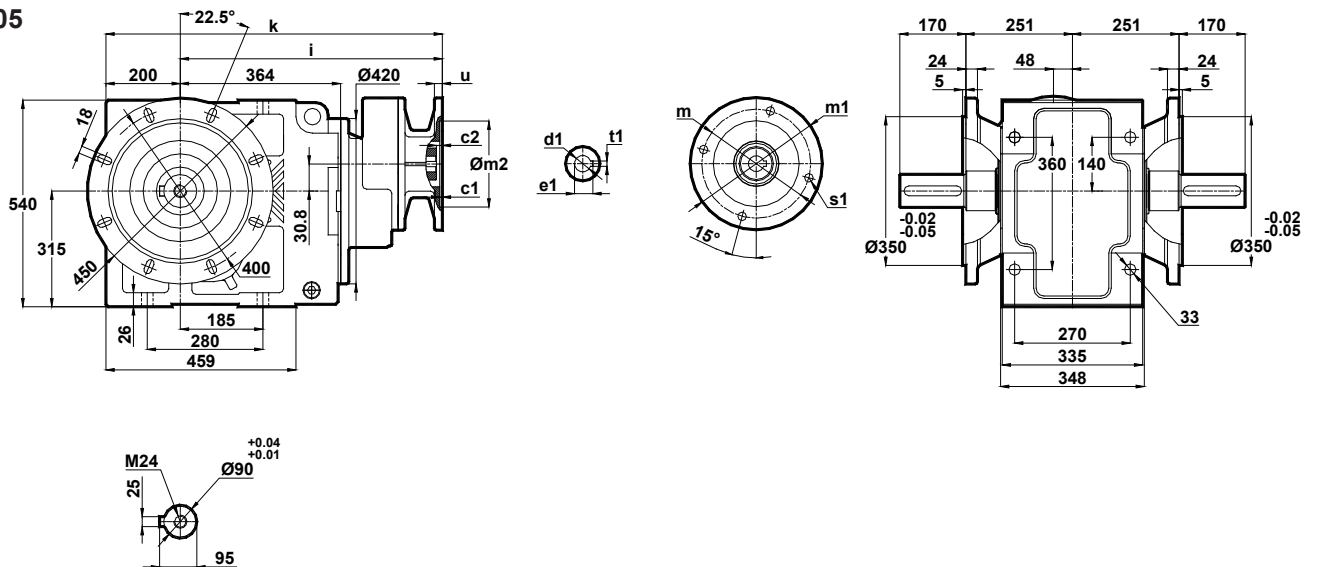
Foro di centraggio filettato secondo DIN 332 foglio 2 / Tapped center hole to DIN 332, sheet 2 / Zentrierung mit gewinde DIN 332, Blatt 2

#### KN774.04



	c1	c2	s1	m	m1	m2	i	u	k	d1	t1	e1
90/B5	4	5	12	165	200	130	523	12	723	24	8	27.3
90/B14	9	9	9	115	140	95						
100/B5	4.5	9	15	215	250	180	541	15	741	28	8	31.3
100/B14	3.5	9	9	130	160	110						
112/B5	4.5	9	15	215	250	180	560	15	741	28	8	31.3
112/B14	3.5	9	9	130	160	110						
132/B5	4.5	6	15	265	300	230	639	15	760	38	10	41.3
132/B14	4.5	6	11	165	200	130						

#### KN774.05



	c1	c2	s1	m	m1	m2	i	u	k	d1	t1	e1
90/B5	4	5	12	165	200	130	523	12	723	24	8	27.3
90/B14	9	9	9	115	140	95						
100/B5	4.5	9	15	215	250	180	541	15	741	28	8	31.3
100/B14	3.5	9	9	130	160	110						
112/B5	4.5	9	15	215	250	180	560	15	741	28	8	31.3
112/B14	3.5	9	9	130	160	110						
132/B5	4.5	6	15	265	300	230	639	15	760	38	10	41.3
132/B14	4.5	6	11	165	200	130						



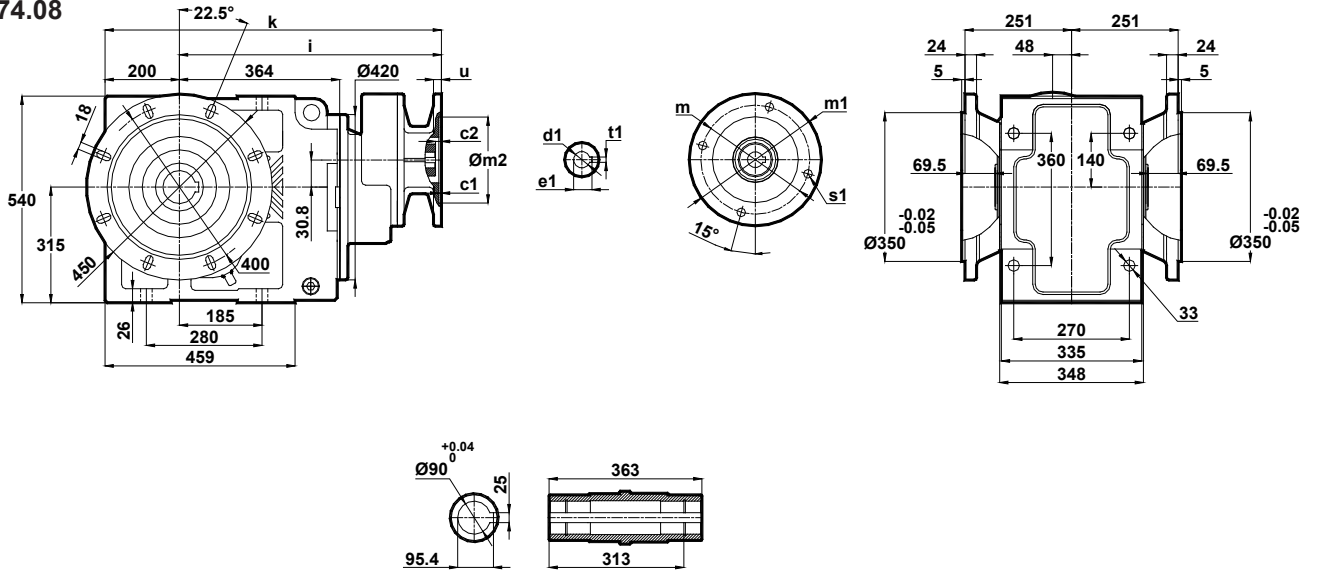
# Tabelle dimensionali

## Dimension Pages

## Abmessungsseiten

Foro di centraggio filettato secondo DIN 332 foglio 2 / - Tapped center hole to DIN 332, sheet 2 / Zentrierung mit gewinde DIN 332, Blatt 2

KN774.08



	c1	c2	s1	m	m1	m2	i	u	k	d1	t1	e1
90/B5	4	5	12	165	200	130	523	12	723	24	8	27.3
90/B14	4	5	9	115	140	95						
100/B5	4.5	9	15	215	250	180	541	15	741	28	8	31.3
100/B14	3.5	9	9	130	160	110						
112/B5	4.5	9	15	215	250	180	560	15	741	28	8	31.3
112/B14	3.5	9	9	130	160	110						
132/B5	4.5	6	15	265	300	230	639	15	760	38	10	41.3
132/B14	4.5	6	11	165	200	130						



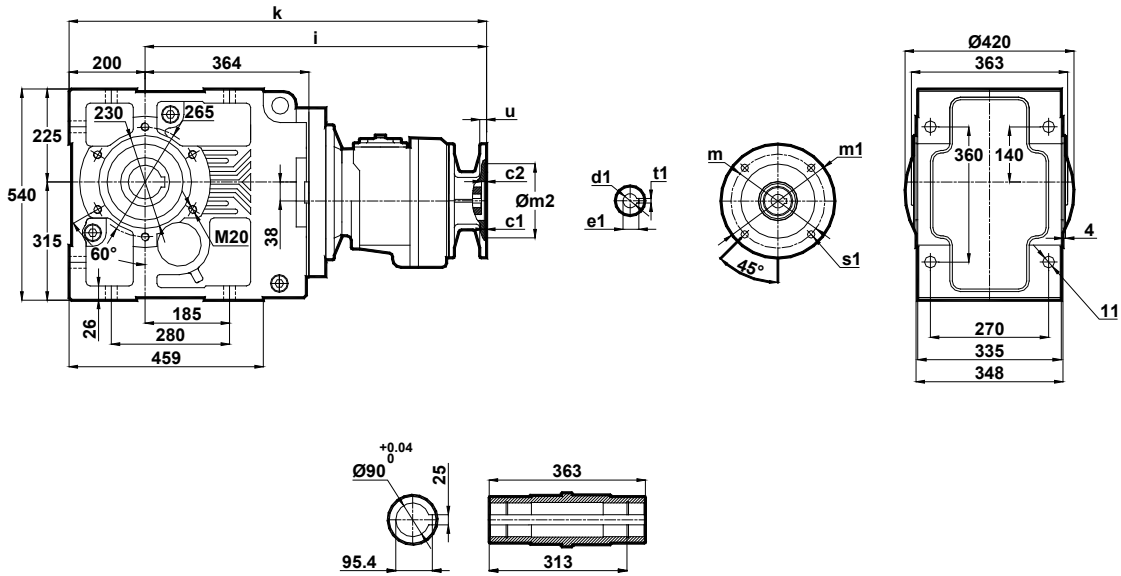
# Tabelle dimensionali

## Dimension Pages

## Abmessungsseiten

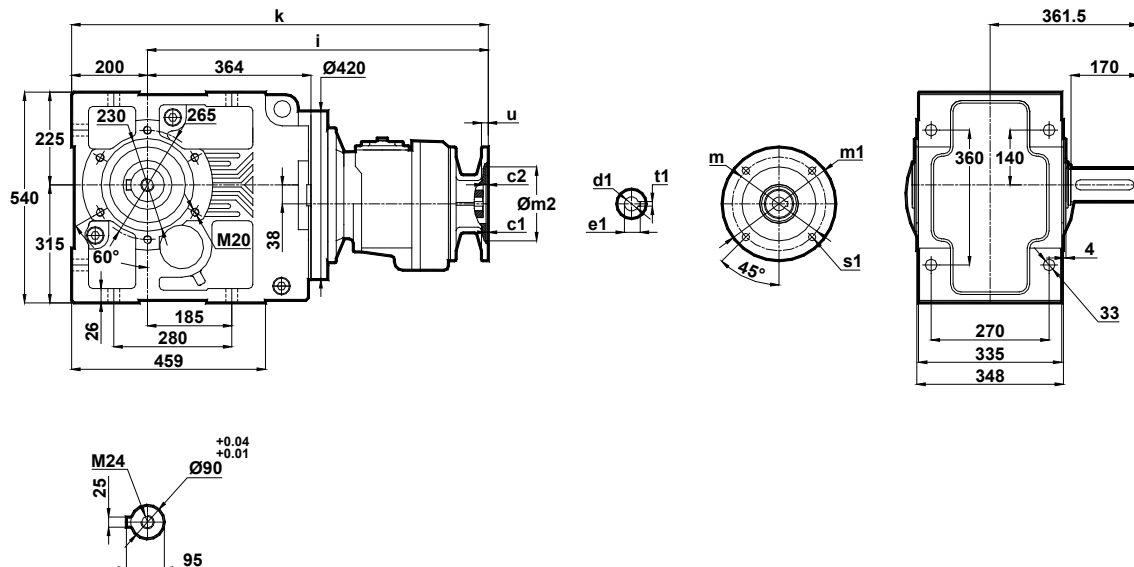
Foro di centraggio filettato secondo DIN 332 foglio 2 / Tapped center hole to DIN 332, sheet 2 / Zentrierung mit gewinde DIN 332, Blatt 2

KN775.00  
KN776.00



	c1	c2	s1	m	m1	m2	i	u	k	d1	t1	e1
71/B5	4	9	11	130	160	110	674	12	874	14	5	16.3
80/B5	4	9	12	165	200	130	674	12	874	19	6	21.8
80/B14	4	9	7	100	120	80	674	12	874	19	6	21.8
90/B5	4	9	12	165	200	130	674	12	874	24	8	27.3
90/B14	4	9	9	115	140	90	674	12	874	24	8	26.3
100/B5	4.5	9	15	215	250	180	691	15	891	28	8	31.3
100/B14	3.5	9	9	130	160	110	691	15	891	28	8	31.3

KN775.01  
KN776.01



	c1	c2	s1	m	m1	m2	i	u	k	d1	t1	e1
71/B5	4	9	11	130	160	110	674	12	874	14	5	16.3
80/B5	4	9	12	165	200	130	674	12	874	19	6	21.8
80/B14	4	9	7	100	120	80	674	12	874	19	6	21.8
90/B5	4	9	12	165	200	130	674	12	874	24	8	27.3
90/B14	4	9	9	115	140	90	674	12	874	24	8	26.3
100/B5	4.5	9	15	215	250	180	691	15	891	28	8	31.3
100/B14	3.5	9	9	130	160	110	691	15	891	28	8	31.3





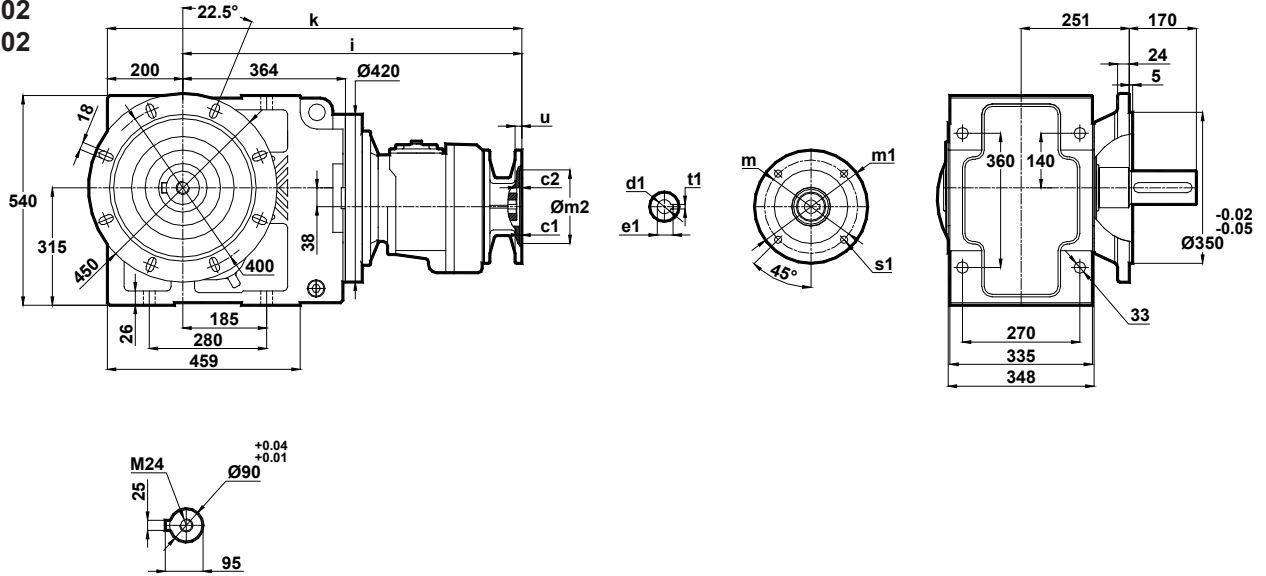
# Tabelle dimensionali

## Dimension Pages

### Abmessungsseiten

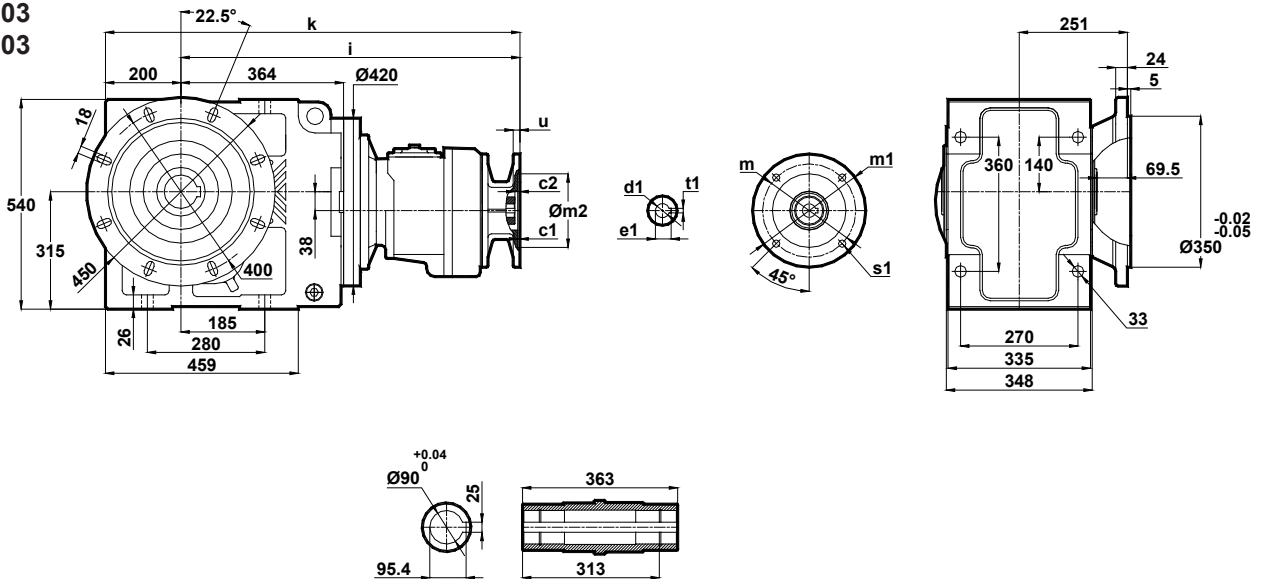
Foro di centraggio filettato secondo DIN 332 foglio 2 / Tapped center hole to DIN 332, sheet 2 / Zentrierung mit gewinde DIN 332, Blatt 2

KN775.02  
KN776.02




	c1	c2	s1	m	m1	m2	i	u	k	d1	t1	e1
71/B5	4	9	11	130	160	110	674	12	874	14	5	16.3
80/B5 80/B14	4	9	12 7	165 100	200 120	130 80	674	12	874	19	6	21.8
90/B5 90/B14	4	9	12 9	165 115	200 140	130 90	674	12	874	24	8	27.3 26.3
100/B5 100/B14	4.5 3.5	9	15 9	215 130	250 160	180 110	691	15	891	28	8	31.3

KN775.03  
KN776.03



	c1	c2	s1	m	m1	m2	i	u	k	d1	t1	e1
71/B5	4	9	11	130	160	110	674	12	874	14	5	16.3
80/B5 80/B14	4	9	12 7	165 100	200 120	130 80	674	12	874	19	6	21.8
90/B5 90/B14	4	9	12 9	165 115	200 140	130 90	674	12	874	24	8	27.3 26.3
100/B5 100/B14	4.5 3.5	9	15 9	215 130	250 160	180 110	691	15	891	28	8	31.3



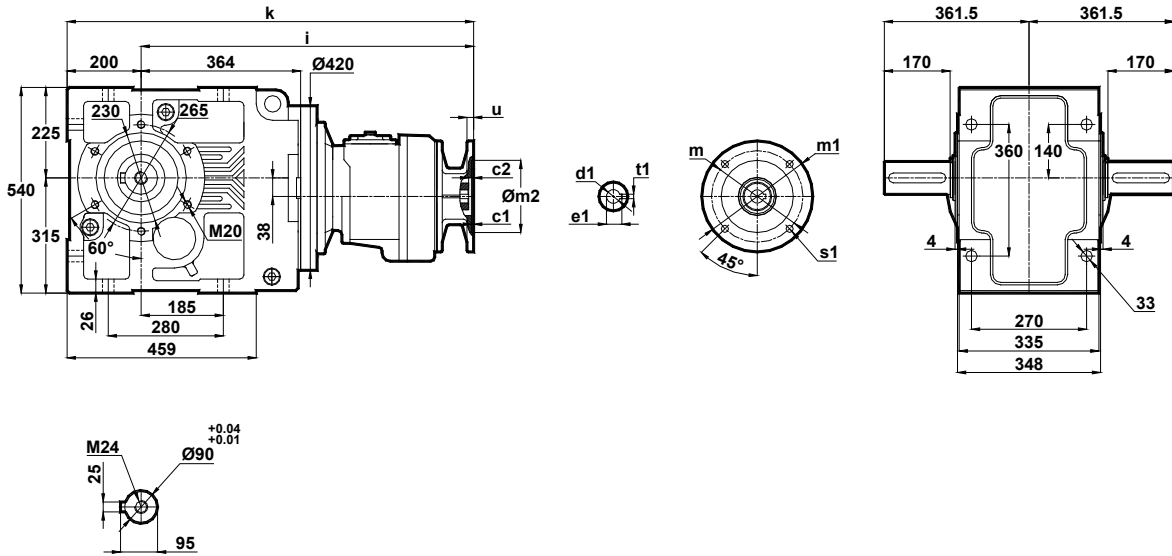
# Tabella dimensionali

## Dimension Pages

## Abmessungsseiten

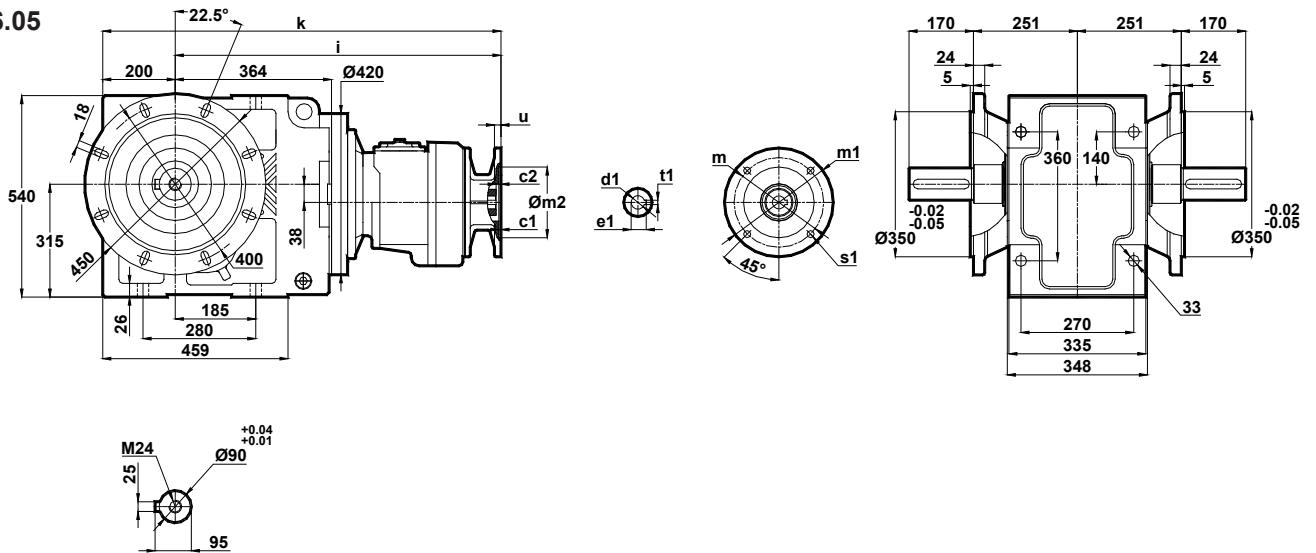
Foro di centraggio filettato secondo DIN 332 foglio 2 / Tapped center hole to DIN 332, sheet 2 / Zentrierung mit gewinde DIN 332, Blatt 2

KN775.04  
KN776.04



	c1	c2	s1	m	m1	m2	i	u	k	d1	t1	e1
71/B5	4	9	11	130	160	110	674	12	874	14	5	16.3
80/B5	4	9	12	165	200	130	674	12	874	19	6	21.8
80/B14	4	9	7	100	120	80	674	12	874	19	6	21.8
90/B5	4	9	12	165	200	130	674	12	874	24	8	27.3
90/B14	4	9	9	115	140	90	674	12	874	24	8	26.3
100/B5	4.5	9	15	215	250	180	691	15	891	28	8	31.3
100/B14	3.5	9	9	130	160	110	691	15	891	28	8	31.3

KN775.05  
KN776.05



	c1	c2	s1	m	m1	m2	i	u	k	d1	t1	e1
71/B5	4	9	11	130	160	110	674	12	874	14	5	16.3
80/B5	4	9	12	165	200	130	674	12	874	19	6	21.8
80/B14	4	9	7	100	120	80	674	12	874	19	6	21.8
90/B5	4	9	12	165	200	130	674	12	874	24	8	27.3
90/B14	4	9	9	115	140	90	674	12	874	24	8	26.3
100/B5	4.5	9	15	215	250	180	691	15	891	28	8	31.3
100/B14	3.5	9	9	130	160	110	691	15	891	28	8	31.3



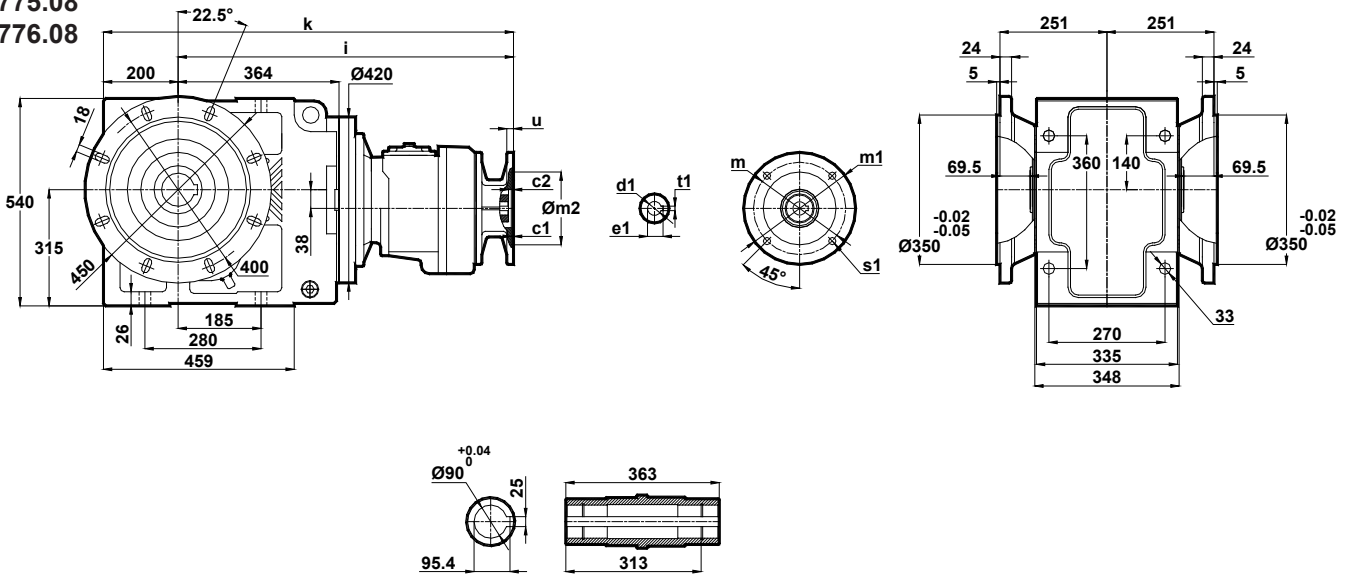
# Tabelle dimensionali

## Dimension Pages

### Abmessungsseiten

Foro di centraggio filettato secondo DIN 332 foglio 2 / - Tapped center hole to DIN 332, sheet 2 / Zentrierung mit gewinde DIN 332, Blatt 2

KN775.08  
KN776.08



	c1	c2	s1	m	m1	m2	i	u	k	d1	t1	e1
71/B5	4	9	11	130	160	110	674	12	874	14	5	16.3
80/B5	4	9	12	165	200	130	674	12	874	19	6	21.8
80/B14			7	100	120	80						
90/B5	4	9	12	165	200	130	674	12	874	24	8	27.3
90/B14			9	115	140	90						
100/B5	4.5	9	15	215	250	180	691	15	891	28	8	31.3
100/B14	3.5		9	130	160	110						



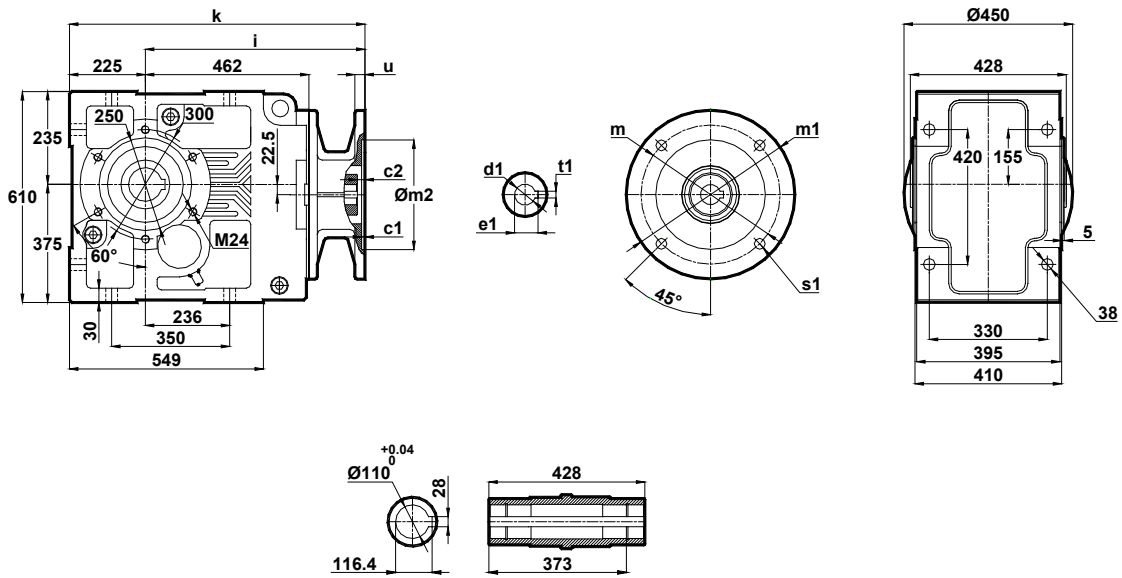
# Tabelle dimensionali

## Dimension Pages

## Abmessungsseiten

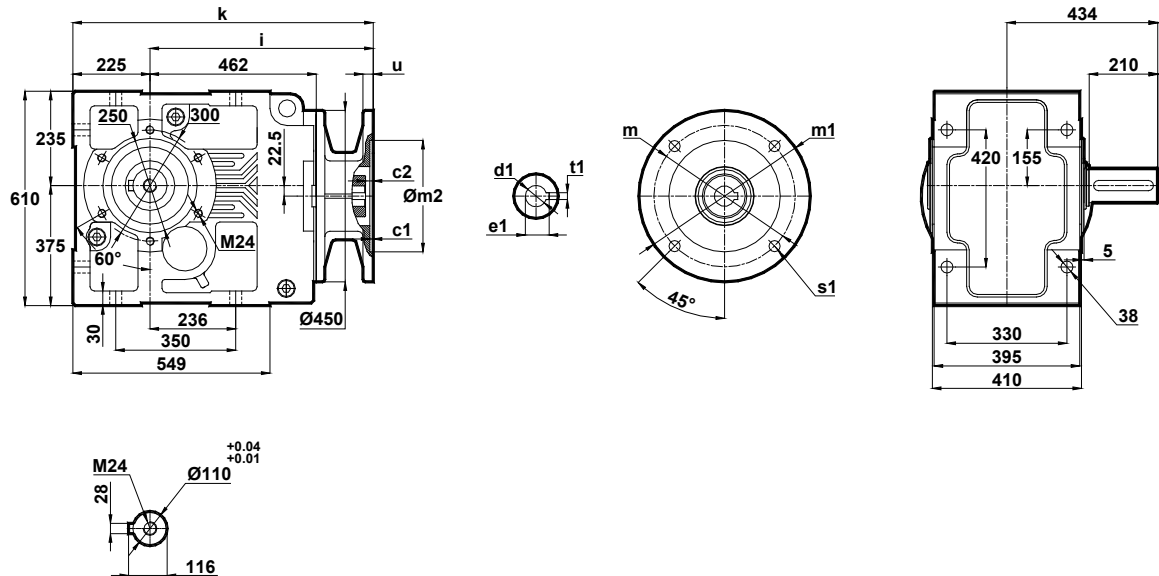
Foro di centraggio filettato secondo DIN 332 foglio 2 / Tapped center hole to DIN 332, sheet 2 / Zentrierung mit gewinde DIN 332, Blatt 2

### KN873.00



	c1	c2	s1	m	m1	m2	i	u	k	d1	t1	e1
132/B5	4.5	14	15	265	300	230	535	15	760	38	10	41.3
160/B5	5.5	10	19	300	350	250	680	20	905	42	12	45.3
180/B5	5.5	10	19	300	350	250	680	20	905	48	14	51.8
200/B4	5.5	10	19	350	400	300	680	22	905	55	16	59.3
225/B5	5.5	10	19	400	450	350	680	24	905	60	18	64.4
250/B5	5.5	10	19	500	550	450	680	24	905	65	18	69.4
280/B5	5.5	10	19	500	550	450	680	24	905	75	20	79.9

### KN873.01



	c1	c2	s1	m	m1	m2	i	u	k	d1	t1	e1
132/B5	4.5	14	15	265	300	230	535	15	760	38	10	41.3
160/B5	5.5	10	19	300	350	250	680	20	905	42	12	45.3
180/B5	5.5	10	19	300	350	250	680	20	905	48	14	51.8
200/B4	5.5	10	19	350	400	300	680	22	905	55	16	59.3
225/B5	5.5	10	19	400	450	350	680	24	905	60	18	64.4
250/B5	5.5	10	19	500	550	450	680	24	905	65	18	69.4
280/B5	5.5	10	19	500	550	450	680	24	905	75	20	79.9



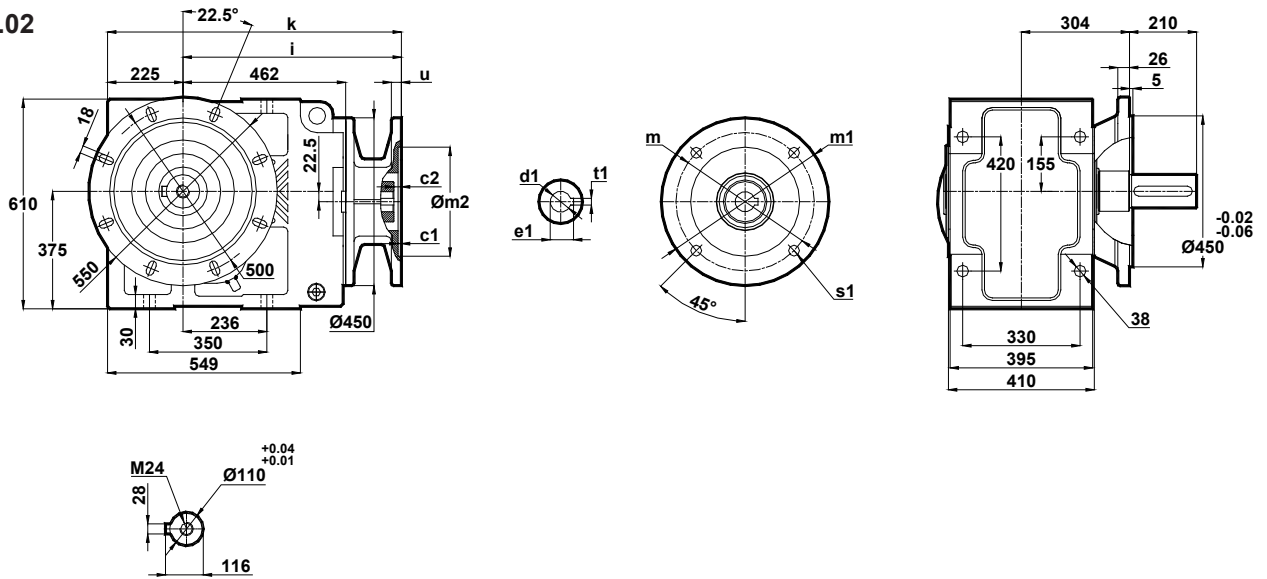
# Tabelle dimensionali

## Dimension Pages

### Abmessungsseiten

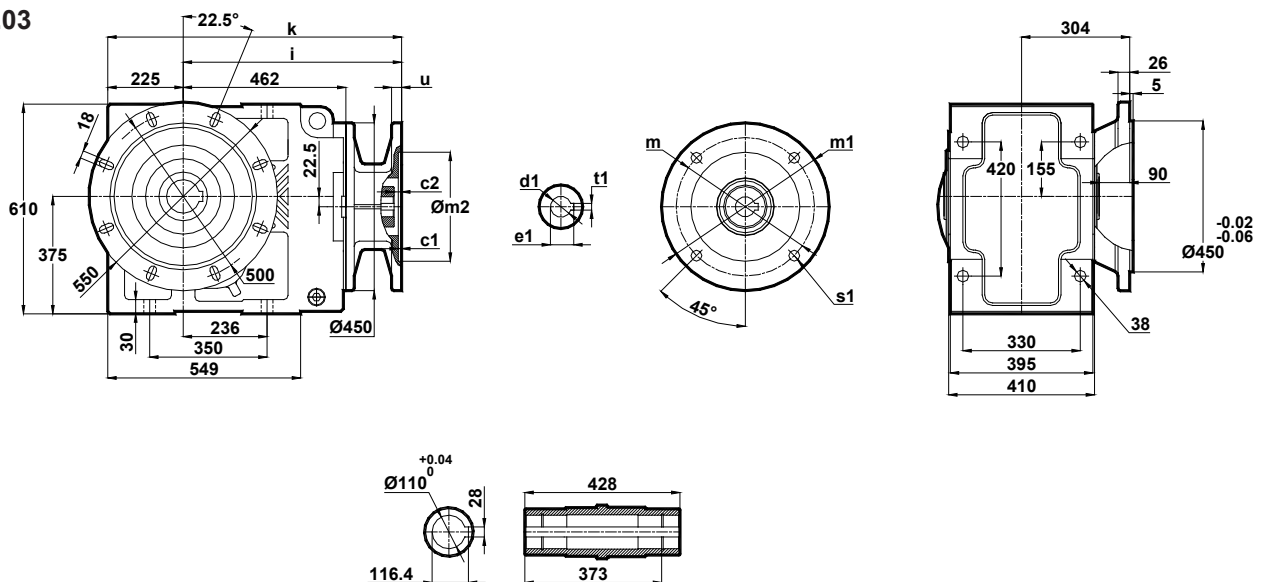
Foro di centraggio filettato secondo DIN 332 foglio 2 / Tapped center hole to DIN 332, sheet 2 / Zentrierung mit gewinde DIN 332, Blatt 2

#### KN873.02



	c1	c2	s1	m	m1	m2	i	u	k	d1	t1	e1
132/B5	4.5	14	15	265	300	230	535	15	760	38	10	41.3
160/B5	5.5	10	19	300	350	250	680	20	905	42	12	45.3
180/B5	5.5	10	19	300	350	250	680	20	905	48	14	51.8
200/B4	5.5	10	19	350	400	300	680	22	905	55	16	59.3
225/B5	5.5	10	19	400	450	350	680	24	905	60	18	64.4
250/B5	5.5	10	19	500	550	450	680	24	905	65	18	69.4
280/B5	5.5	10	19	500	550	450	680	24	905	75	20	79.9

#### KN873.03



	c1	c2	s1	m	m1	m2	i	u	k	d1	t1	e1
132/B5	4.5	14	15	265	300	230	535	15	760	38	10	41.3
160/B5	5.5	10	19	300	350	250	680	20	905	42	12	45.3
180/B5	5.5	10	19	300	350	250	680	20	905	48	14	51.8
200/B4	5.5	10	19	350	400	300	680	22	905	55	16	59.3
225/B5	5.5	10	19	400	450	350	680	24	905	60	18	64.4
250/B5	5.5	10	19	500	550	450	680	24	905	65	18	69.4
280/B5	5.5	10	19	500	550	450	680	24	905	75	20	79.9



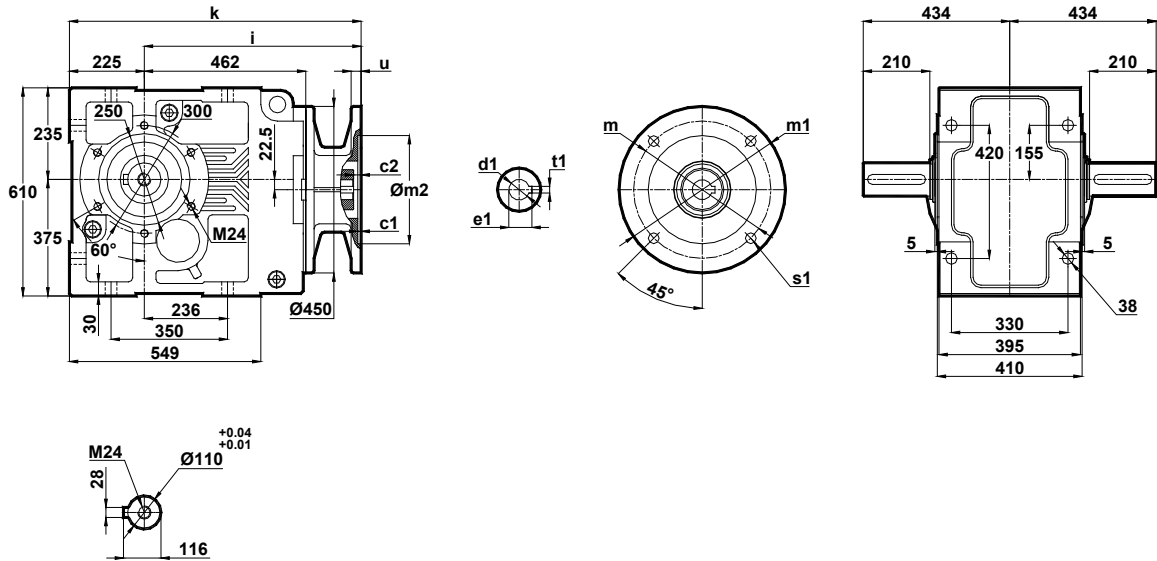
# Tabelle dimensionali

## Dimension Pages

### Abmessungsseiten

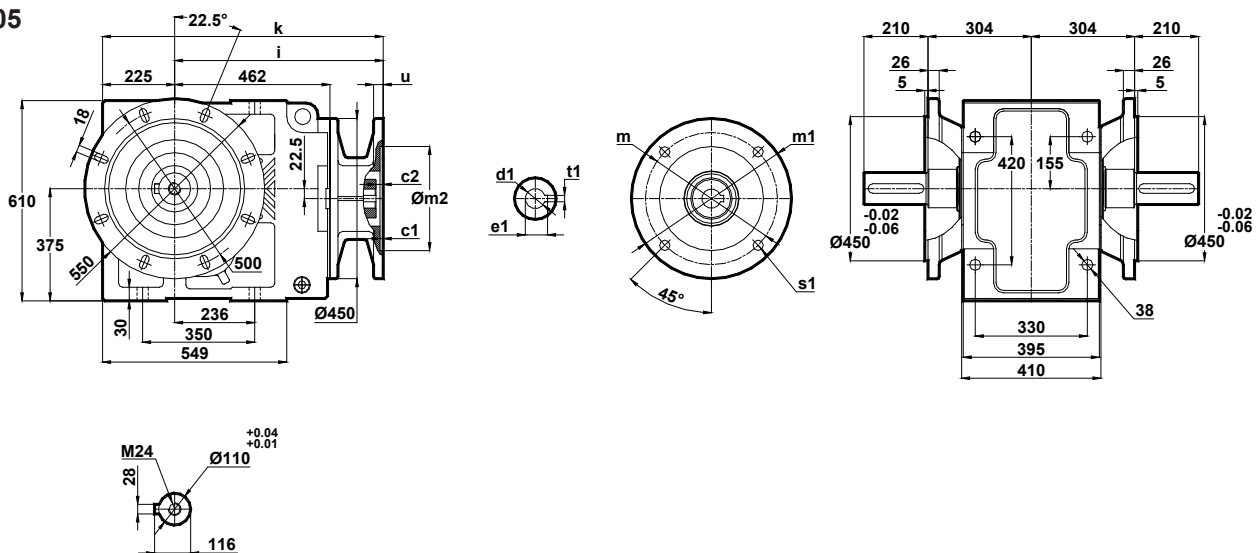
Foro di centraggio filettato secondo DIN 332 foglio 2 / Tapped center hole to DIN 332, sheet 2 / Zentrierung mit gewinde DIN 332, Blatt 2

#### KN873.04



	c1	c2	s1	m	m1	m2	i	u	k	d1	t1	e1
132/B5	4.5	14	15	265	300	230	535	15	760	38	10	41.3
160/B5	5.5	10	19	300	350	250	680	20	905	42	12	45.3
180/B5	5.5	10	19	300	350	250	680	20	905	48	14	51.8
200/B4	5.5	10	19	350	400	300	680	22	905	55	16	59.3
225/B5	5.5	10	19	400	450	350	680	24	905	60	18	64.4
250/B5	5.5	10	19	500	550	450	680	24	905	65	18	69.4
280/B5	5.5	10	19	500	550	450	680	24	905	75	20	79.9

#### KN873.05



	c1	c2	s1	m	m1	m2	i	u	k	d1	t1	e1
132/B5	4.5	14	15	265	300	230	535	15	760	38	10	41.3
160/B5	5.5	10	19	300	350	250	680	20	905	42	12	45.3
180/B5	5.5	10	19	300	350	250	680	20	905	48	14	51.8
200/B4	5.5	10	19	350	400	300	680	22	905	55	16	59.3
225/B5	5.5	10	19	400	450	350	680	24	905	60	18	64.4
250/B5	5.5	10	19	500	550	450	680	24	905	65	18	69.4
280/B5	5.5	10	19	500	550	450	680	24	905	75	20	79.9



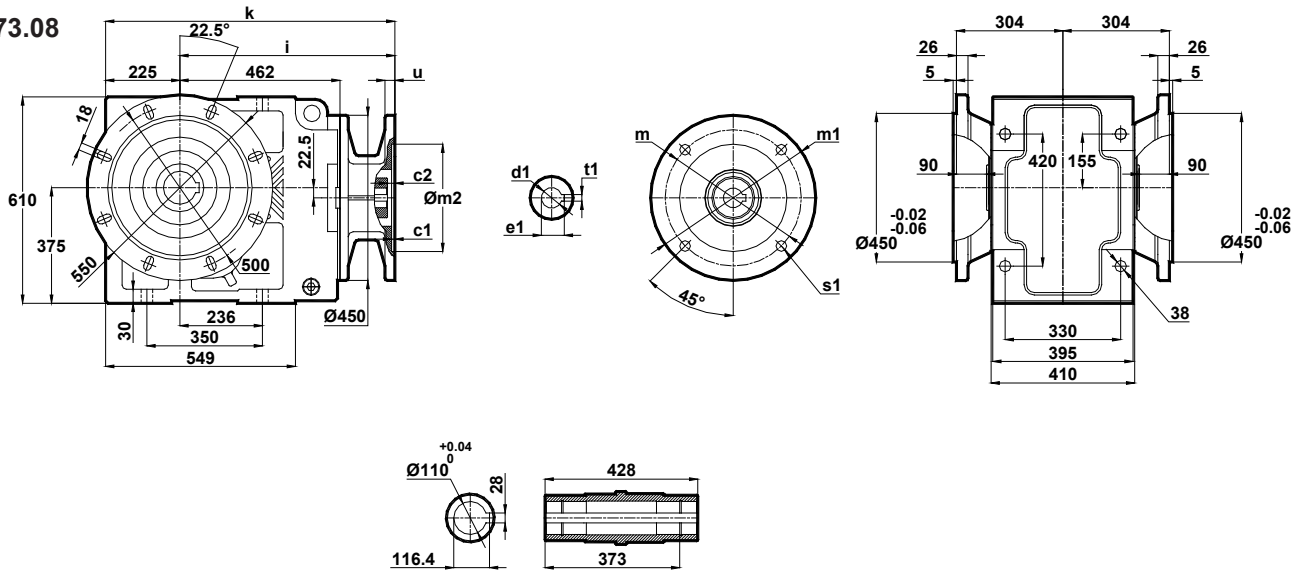
# Tabelle dimensionali

## Dimension Pages

### Abmessungsseiten

Foro di centraggio filettato secondo DIN 332 foglio 2 / Tapped center hole to DIN 332, sheet 2 / Zentrierung mit gewinde DIN 332, Blatt 2

KN873.08



	c1	c2	s1	m	m1	m2	i	u	k	d1	t1	e1
132/B5	4.5	14	15	265	300	230	535	15	760	38	10	41.3
160/B5	5.5	10	19	300	350	250	680	20	905	42	12	45.3
180/B5	5.5	10	19	300	350	250	680	20	905	48	14	51.8
200/B4	5.5	10	19	350	400	300	680	22	905	55	16	59.3
225/B5	5.5	10	19	400	450	350	680	24	905	60	18	64.4
250/B5	5.5	10	19	500	550	450	680	24	905	65	18	69.4
280/B5	5.5	10	19	500	550	450	680	24	905	75	20	79.9



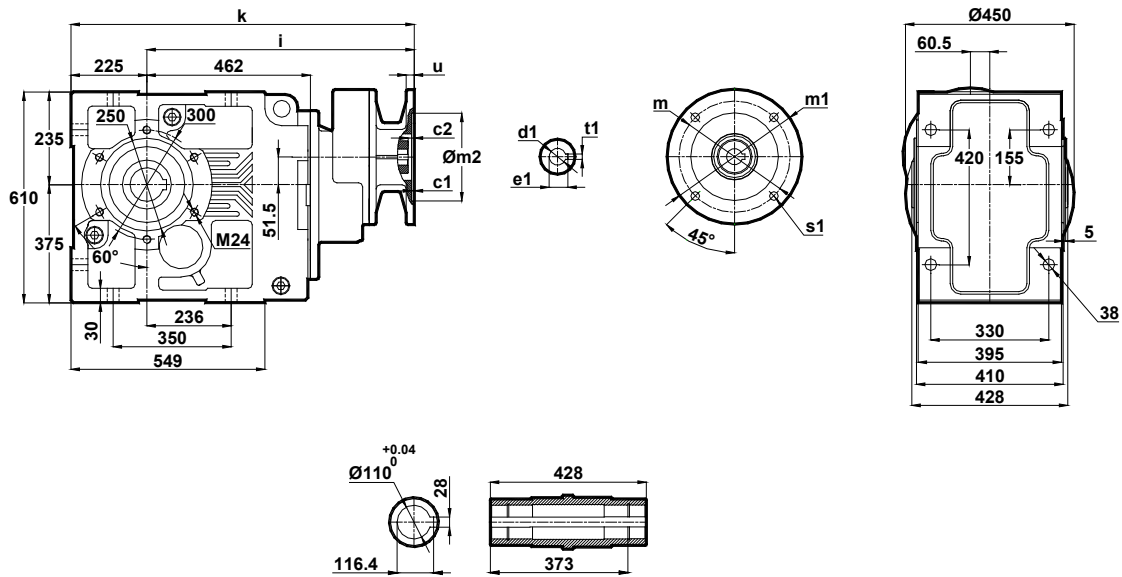
# Tabelle dimensionali

## Dimension Pages

## Abmessungsseiten

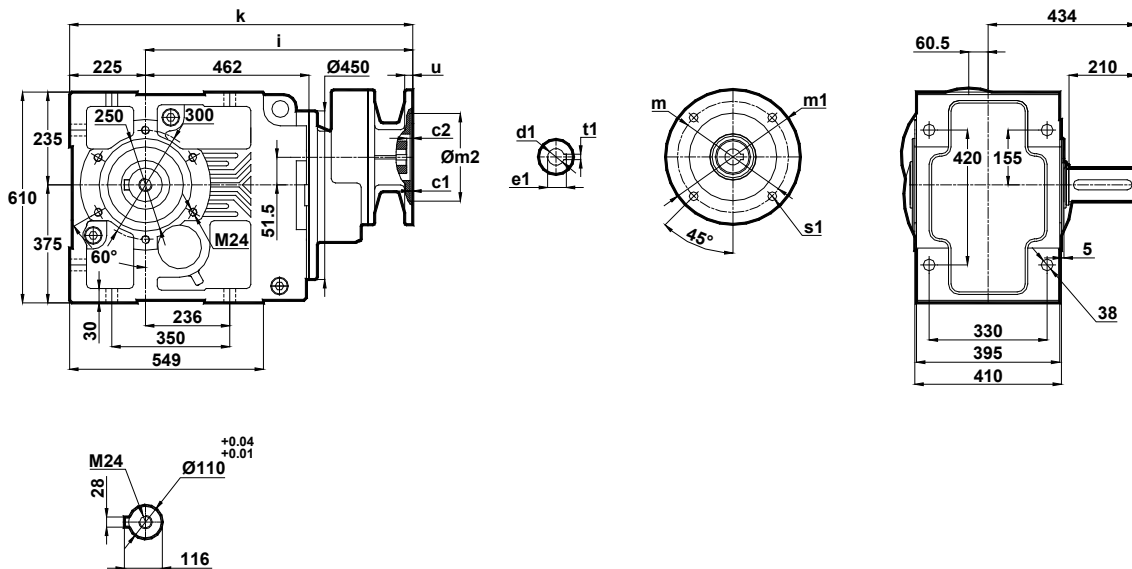
Foro di centraggio filettato secondo DIN 332 foglio 2 / Tapped center hole to DIN 332, sheet 2 / Zentrierung mit gewinde DIN 332, Blatt 2

### KN874.00



	c1	c2	s1	m	m1	m2	i	u	k	d1	t1	e1
100/B5	4.5	20	15	215	250	180	653	15	878	28	8	31.3
112/B5	4.5	20	15	215	250	180	653	15	878	28	8	31.3
132/B5 132/B14	4.5	9	15 11	265 165	300 200	230 130	674	15	899	38	10	41.3
160/B5	5.5	10	19	300	350	250	749	18	974	42	12	45.3
180/B5	5.5	10	19	300	350	250	749	18	974	48	14	51.8

### KN874.01



	c1	c2	s1	m	m1	m2	i	u	k	d1	t1	e1
100/B5	4.5	20	15	215	250	180	653	15	878	28	8	31.3
112/B5	4.5	20	15	215	250	180	653	15	878	28	8	31.3
132/B5 132/B14	4.5	9	15 11	265 165	300 200	230 130	674	15	899	38	10	41.3
160/B5	5.5	10	19	300	350	250	749	18	974	42	12	45.3
180/B5	5.5	10	19	300	350	250	749	18	974	48	14	51.8





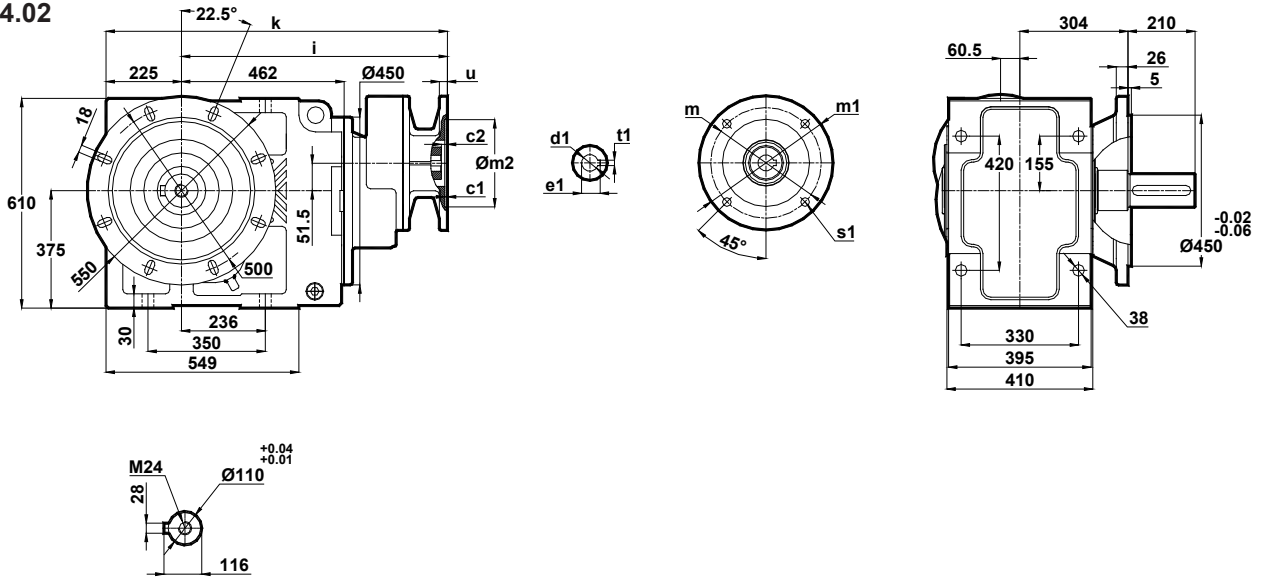
# Tabelle dimensionali

## Dimension Pages

### Abmessungsseiten

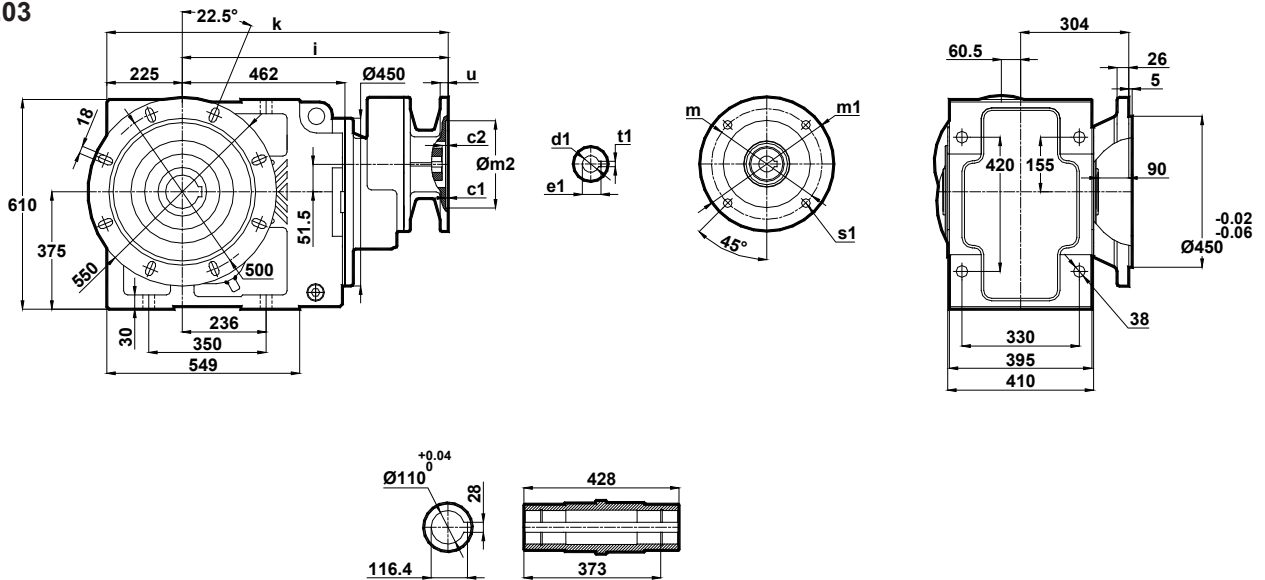
Foro di centraggio filettato secondo DIN 332 foglio 2 / Tapped center hole to DIN 332, sheet 2 / Zentrierung mit gewinde DIN 332, Blatt 2

#### KN874.02




	c1	c2	s1	m	m1	m2	i	u	k	d1	t1	e1
100/B5	4.5	20	15	215	250	180	653	15	878	28	8	31.3
112/B5	4.5	20	15	215	250	180	653	15	878	28	8	31.3
132/B5 132/B14	4.5	9	15 11	265 165	300 200	230 130	674	15	899	38	10	41.3
160/B5	5.5	10	19	300	350	250	749	18	974	42	12	45.3
180/B5	5.5	10	19	300	350	250	749	18	974	48	14	51.8

#### KN874.03



	c1	c2	s1	m	m1	m2	i	u	k	d1	t1	e1
100/B5	4.5	20	15	215	250	180	653	15	878	28	8	31.3
112/B5	4.5	20	15	215	250	180	653	15	878	28	8	31.3
132/B5 132/B14	4.5	9	15 11	265 165	300 200	230 130	674	15	899	38	10	41.3
160/B5	5.5	10	19	300	350	250	749	18	974	42	12	45.3
180/B5	5.5	10	19	300	350	250	749	18	974	48	14	51.8



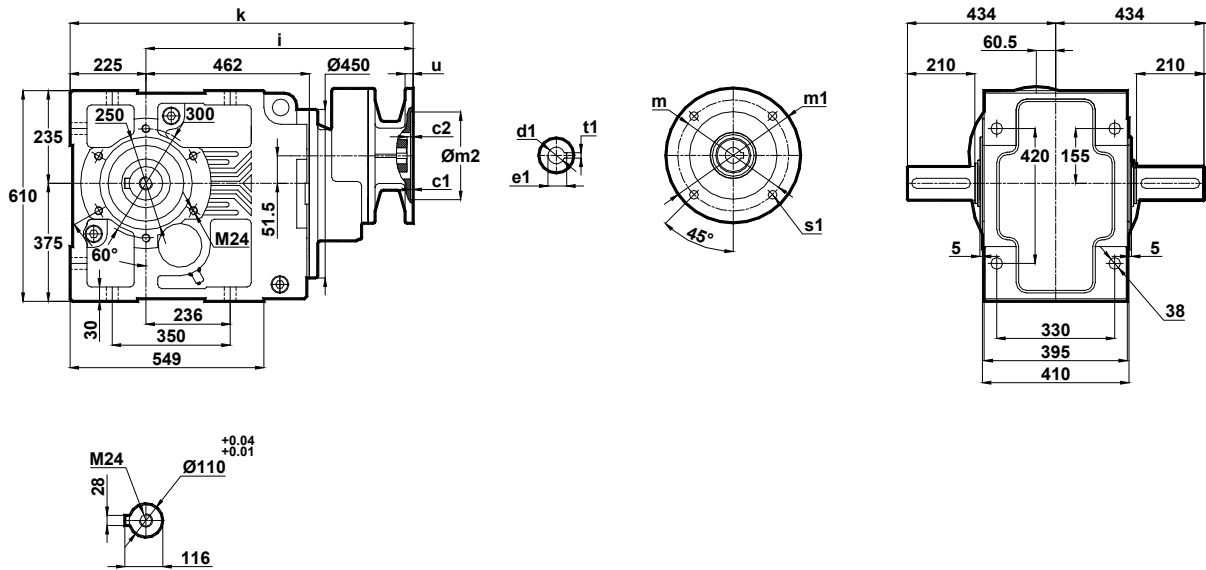
# Tabella dimensionali

## Dimension Pages

### Abmessungsseiten

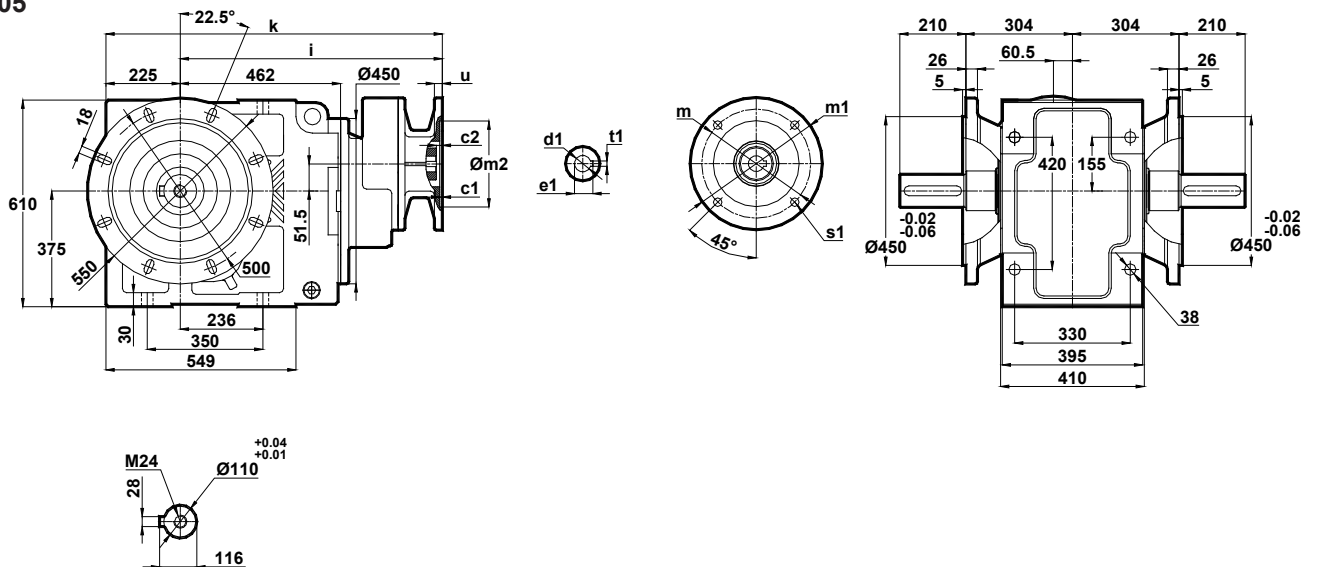
Foro di centraggio filettato secondo DIN 332 foglio 2 / Tapped center hole to DIN 332, sheet 2 / Zentrierung mit gewinde DIN 332, Blatt 2

#### KN874.04



	c1	c2	s1	m	m1	m2	i	u	k	d1	t1	e1
100/B5	4.5	20	15	215	250	180	653	15	878	28	8	31.3
112/B5	4.5	20	15	215	250	180	653	15	878	28	8	31.3
132/B5 132/B14	4.5	9	15 11	265 165	300 200	230 130	674	15	899	38	10	41.3
160/B5	5.5	10	19	300	350	250	749	18	974	42	12	45.3
180/B5	5.5	10	19	300	350	250	749	18	974	48	14	51.8

#### KN874.05



	c1	c2	s1	m	m1	m2	i	u	k	d1	t1	e1
100/B5	4.5	20	15	215	250	180	653	15	878	28	8	31.3
112/B5	4.5	20	15	215	250	180	653	15	878	28	8	31.3
132/B5 132/B14	4.5	9	15 11	265 165	300 200	230 130	674	15	899	38	10	41.3
160/B5	5.5	10	19	300	350	250	749	18	974	42	12	45.3
180/B5	5.5	10	19	300	350	250	749	18	974	48	14	51.8



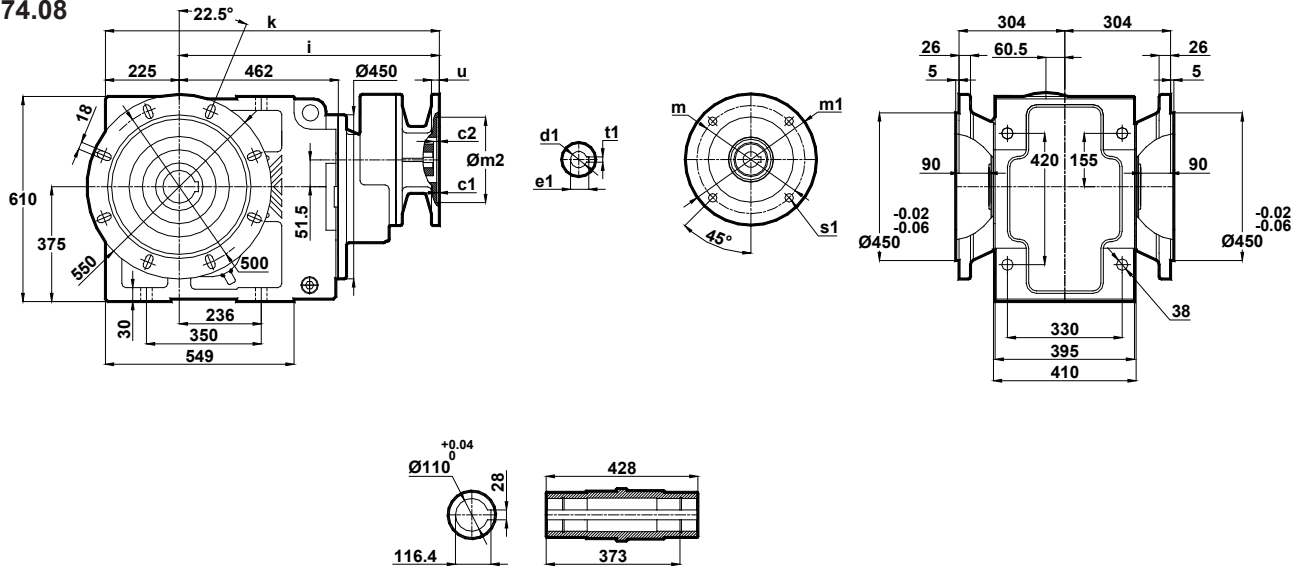
# Tabelle dimensionali

## Dimension Pages

### Abmessungsseiten

Foro di centraggio filettato secondo DIN 332 foglio 2 / Tapped center hole to DIN 332, sheet 2 / Zentrierung mit gewinde DIN 332, Blatt 2

KN874.08



	c1	c2	s1	m	m1	m2	i	u	k	d1	t1	e1
100/B5	4.5	20	15	215	250	180	653	15	878	28	8	31.3
112/B5	4.5	20	15	215	250	180	653	15	878	28	8	31.3
132/B5 132/B14	4.5	9	15 11	265 165	300 200	230 130	674	15	899	38	10	41.3
160/B5	5.5	10	19	300	350	250	749	18	974	42	12	45.3
180/B5	5.5	10	19	300	350	250	749	18	974	48	14	51.8



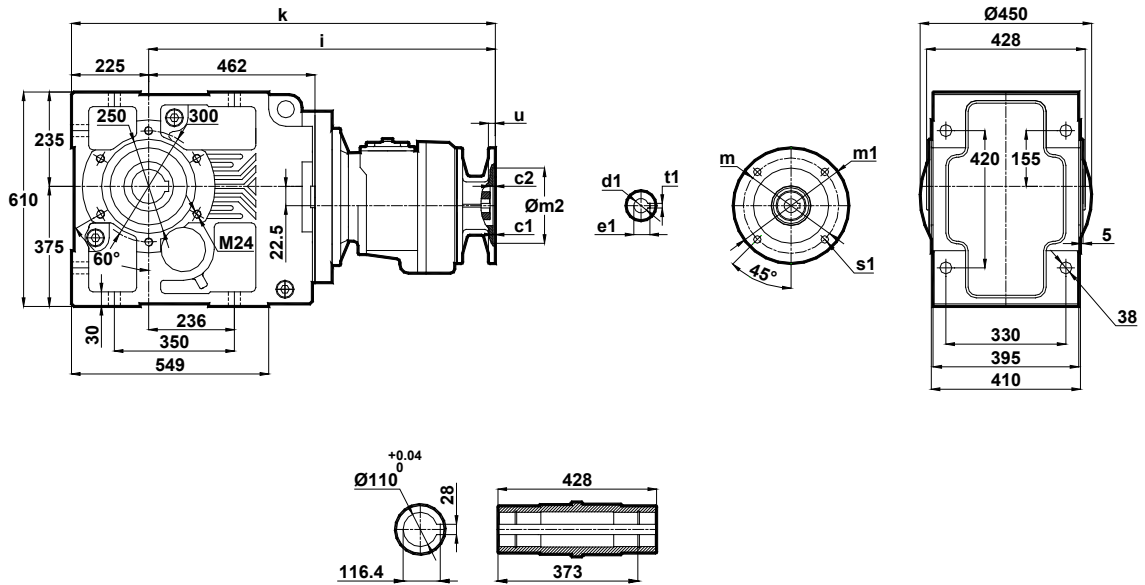
# Tabelle dimensionali

## Dimension Pages

### Abmessungsseiten

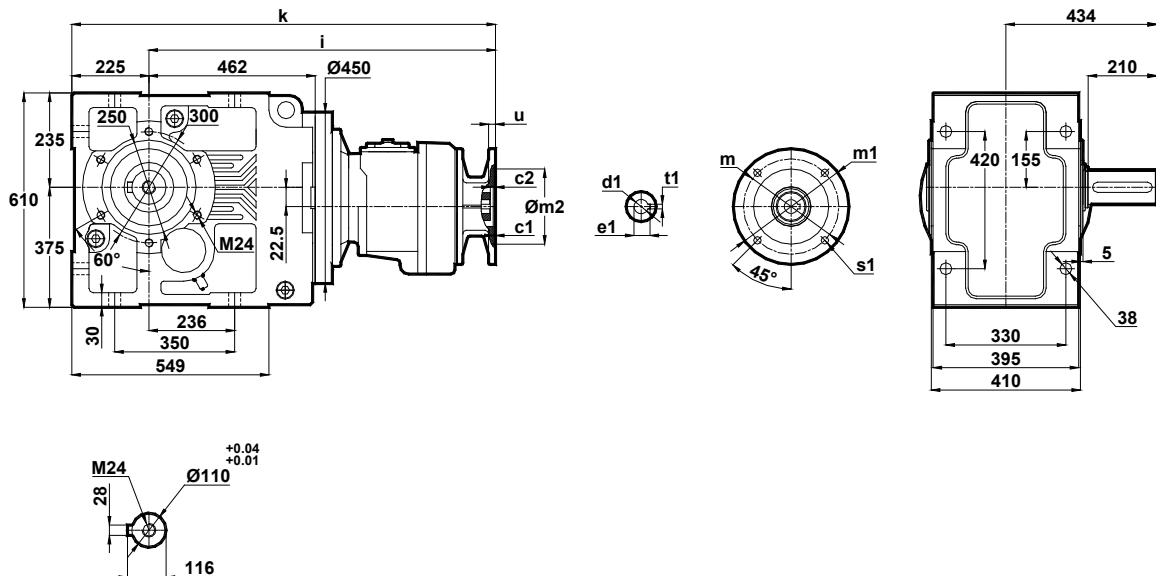
Foro di centraggio filettato secondo DIN 332 foglio 2 / Tapped center hole to DIN 332, sheet 2 / Zentrierung mit gewinde DIN 332, Blatt 2

KN875.00  
KN876.00



	c1	c2	s1	m	m1	m2	i	u	k	d1	t1	e1
71/B5	4	9	11	130	160	110	772	12	997	14	5	16.3
80/B5	4	9	12	165	200	130	772	12	997	19	6	21.8
80/B14	4	9	7	100	120	80	772	12	997	19	8	21.8
90/B5	4	9	12	165	200	130	772	12	997	24	8	27.3
90/B14	4	9	9	115	140	95	772	12	997	24	8	26.3
100/B5	4.5	9	15	215	250	180	789	15	1014	28	8	31.3
100/B14	3.5	9	9	130	160	110	789	15	1014	28	8	31.3
112/B5	4.5	9	15	215	250	180	789	15	1014	28	8	31.3
112/B14	3.5	9	9	130	160	110	789	15	1014	28	8	31.3

KN875.01  
KN876.01



	c1	c2	s1	m	m1	m2	i	u	k	d1	t1	e1
71/B5	4	9	11	130	160	110	772	12	997	14	5	16.3
80/B5	4	9	12	165	200	130	772	12	997	19	6	21.8
80/B14	4	9	7	100	120	80	772	12	997	19	8	21.8
90/B5	4	9	12	165	200	130	772	12	997	24	8	27.3
90/B14	4	9	9	115	140	95	772	12	997	24	8	26.3
100/B5	4.5	9	15	215	250	180	789	15	1014	28	8	31.3
100/B14	3.5	9	9	130	160	110	789	15	1014	28	8	31.3
112/B5	4.5	9	15	215	250	180	789	15	1014	28	8	31.3
112/B14	3.5	9	9	130	160	110	789	15	1014	28	8	31.3



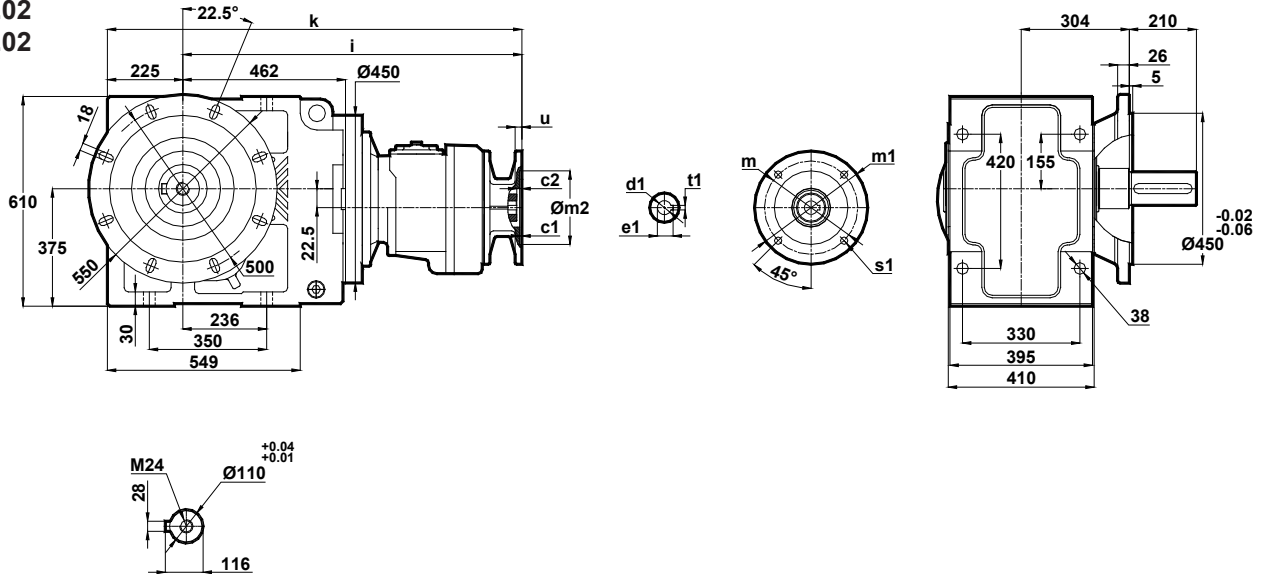
# Tabelle dimensionali

## Dimension Pages

### Abmessungsseiten

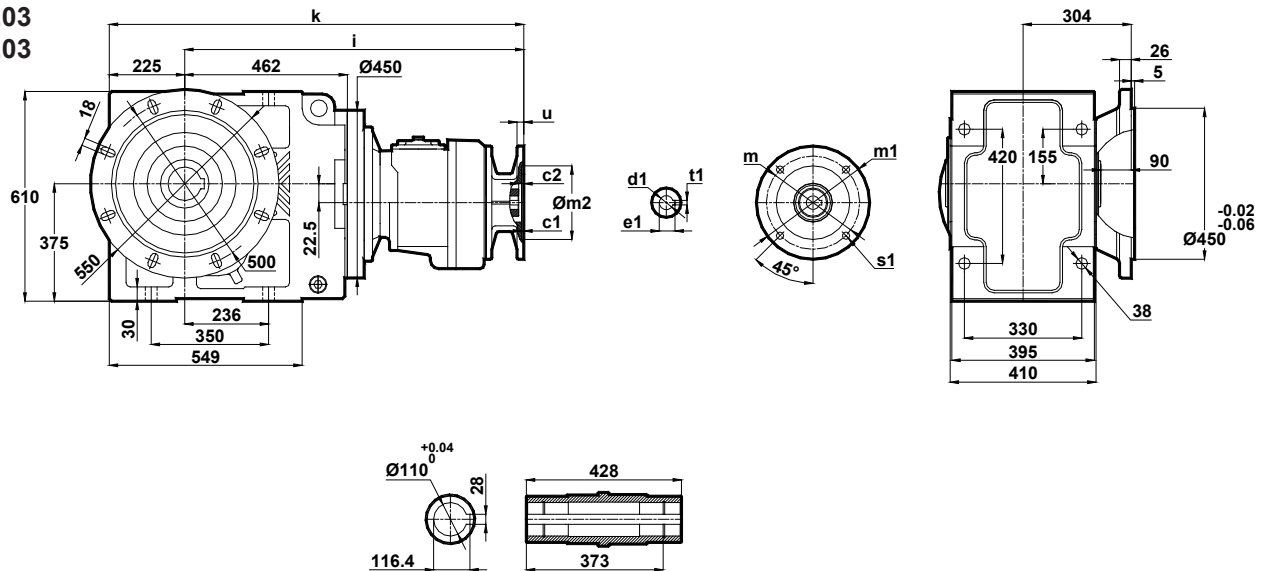
Foro di centraggio filettato secondo DIN 332 foglio 2 / Tapped center hole to DIN 332, sheet 2 / Zentrierung mit gewinde DIN 332, Blatt 2

KN875.02  
KN876.02



	c1	c2	s1	m	m1	m2	i	u	k	d1	t1	e1
71/B5	4	9	11	130	160	110	772	12	997	14	5	16.3
80/B5 80/B14	4	9	12 7	165 100	200 120	130 80	772	12	997	19	6 8	21.8
90/B5 90/B14	4	9	12 9	165 115	200 140	130 95	772	12	997	24	8	27.3 26.3
100/B5 100/B14	4.5 3.5	9	15 9	215 130	250 160	180 110	789	15	1014	28	8	31.3
112/B5 112/B14	4.5 3.5	9	15 9	215 130	250 160	180 110	789	15	1014	28	8	31.3

KN875.03  
KN876.03



	c1	c2	s1	m	m1	m2	i	u	k	d1	t1	e1
71/B5	4	9	11	130	160	110	772	12	997	14	5	16.3
80/B5 80/B14	4	9	12 7	165 100	200 120	130 80	772	12	997	19	6 8	21.8
90/B5 90/B14	4	9	12 9	165 115	200 140	130 95	772	12	997	24	8	27.3 26.3
100/B5 100/B14	4.5 3.5	9	15 9	215 130	250 160	180 110	789	15	1014	28	8	31.3
112/B5 112/B14	4.5 3.5	9	15 9	215 130	250 160	180 110	789	15	1014	28	8	31.3



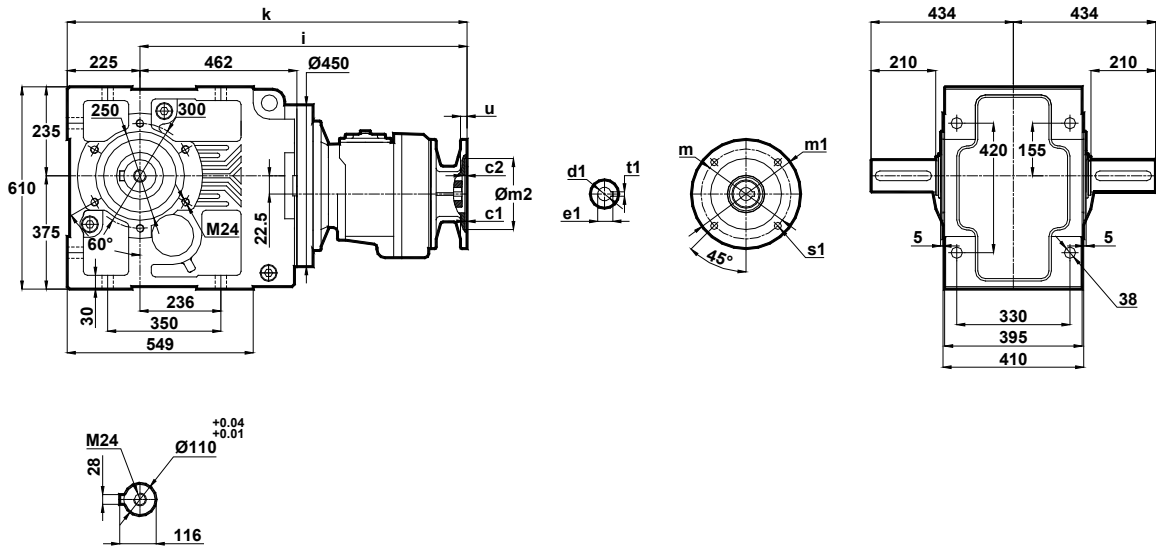
# Tabelle dimensionali

## Dimension Pages

### Abmessungsseiten

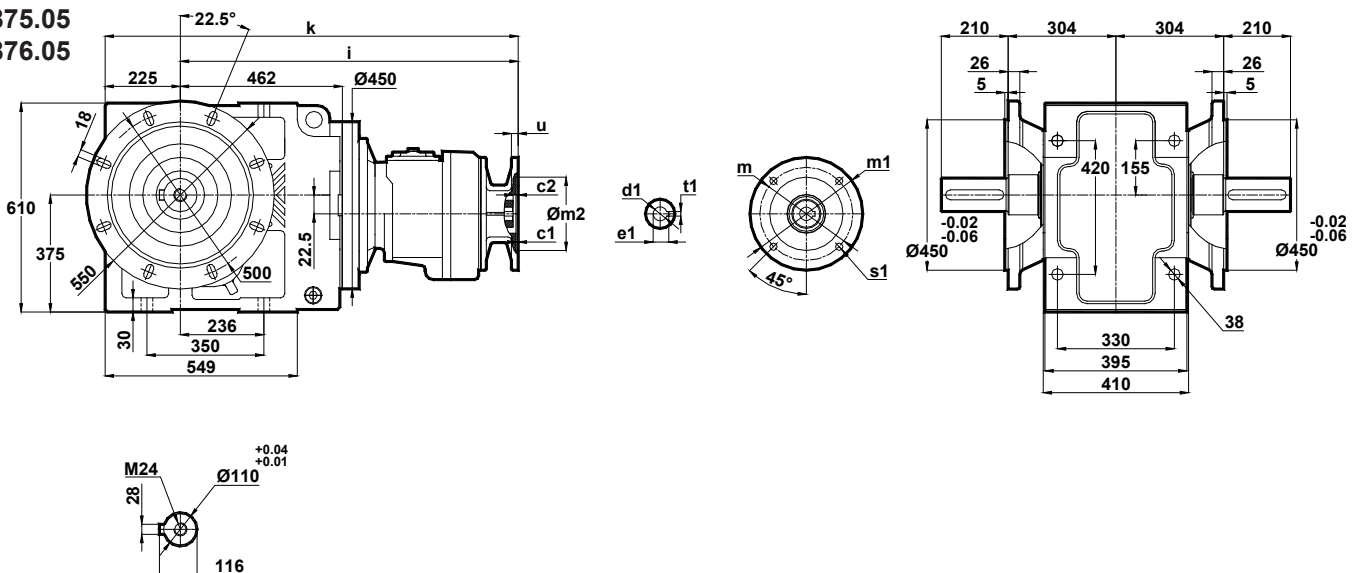
Foro di centraggio filettato secondo DIN 332 foglio 2 / Tapped center hole to DIN 332, sheet 2 / Zentrierung mit gewinde DIN 332, Blatt 2

KN875.04  
KN876.04



	c1	c2	s1	m	m1	m2	i	u	k	d1	t1	e1
71/B5	4	9	11	130	160	110	772	12	997	14	5	16.3
80/B5 80/B14	4	9	12 7	165 100	200 120	130 80	772	12	997	19	6 8	21.8
90/B5 90/B14	4	9	12 9	165 115	200 140	130 95	772	12	997	24	8	27.3 26.3
100/B5 100/B14	4.5 3.5	9	15 9	215 130	250 160	180 110	789	15	1014	28	8	31.3
112/B5 112/B14	4.5 3.5	9	15 9	215 130	250 160	180 110	789	15	1014	28	8	31.3

KN875.05  
KN876.05



	c1	c2	s1	m	m1	m2	i	u	k	d1	t1	e1
71/B5	4	9	11	130	160	110	772	12	997	14	5	16.3
80/B5 80/B14	4	9	12 7	165 100	200 120	130 80	772	12	997	19	6 8	21.8
90/B5 90/B14	4	9	12 9	165 115	200 140	130 95	772	12	997	24	8	27.3 26.3
100/B5 100/B14	4.5 3.5	9	15 9	215 130	250 160	180 110	789	15	1014	28	8	31.3
112/B5 112/B14	4.5 3.5	9	15 9	215 130	250 160	180 110	789	15	1014	28	8	31.3



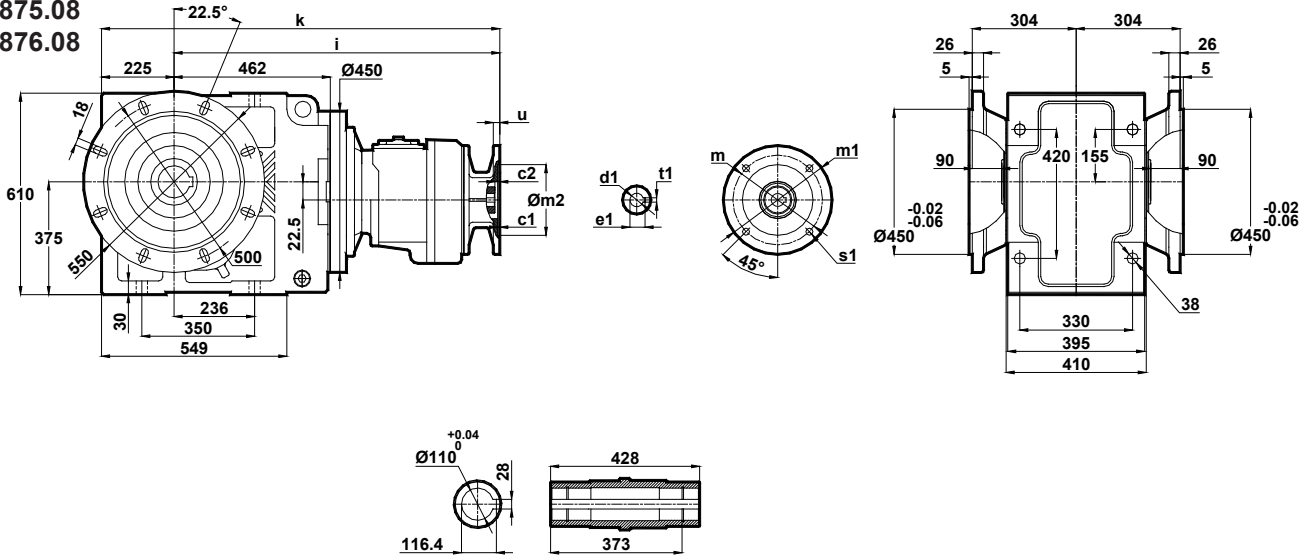
# Tabella dimensionali

## Dimension Pages

### Abmessungsseiten

Foro di centraggio filettato secondo DIN 332 foglio 2 / Tapped center hole to DIN 332, sheet 2 / Zentrierung mit gewinde DIN 332, Blatt 2

KN875.08  
KN876.08



	c1	c2	s1	m	m1	m2	i	u	k	d1	t1	e1
71/B5	4	9	11	130	160	110	772	12	997	14	5	16.3
80/B5	4	9	12	165	200	130	772	12	997	19	6	21.8
80/B14			7	100	120	80					8	
90/B5	4	9	12	165	200	130	772	12	997	24	8	27.3
90/B14			9	115	140	95					8	26.3
100/B5	4.5	9	15	215	250	180	789	15	1014	28	8	31.3
100/B14	3.5		9	130	160	110						
112/B5	4.5	9	15	215	250	180	789	15	1014	28	8	31.3
112/B14	3.5		9	130	160	110						



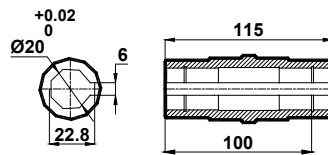
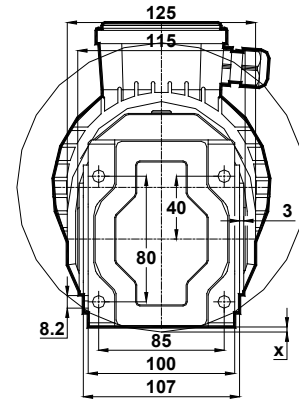
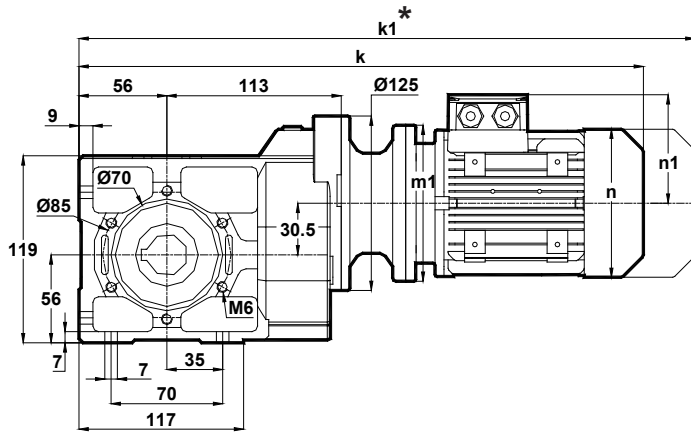
# Tabella dimensionali

## Dimension Pages

## Abmessungsseiten

Foro di centraggio filettato secondo DIN 332 foglio 2 / Tapped center hole to DIN 332, sheet 2 / Zentrierung mit gewinde DIN 332, Blatt 2

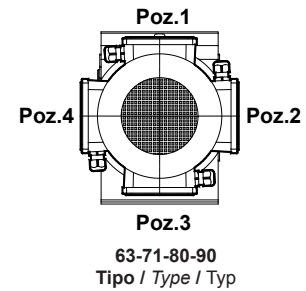
KV002.00  
KV003.00



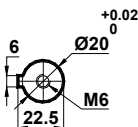
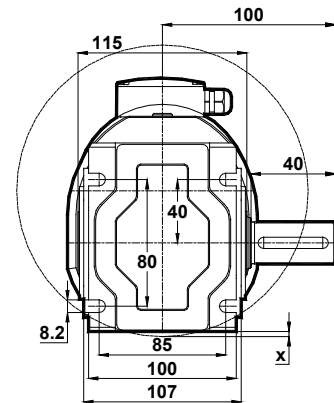
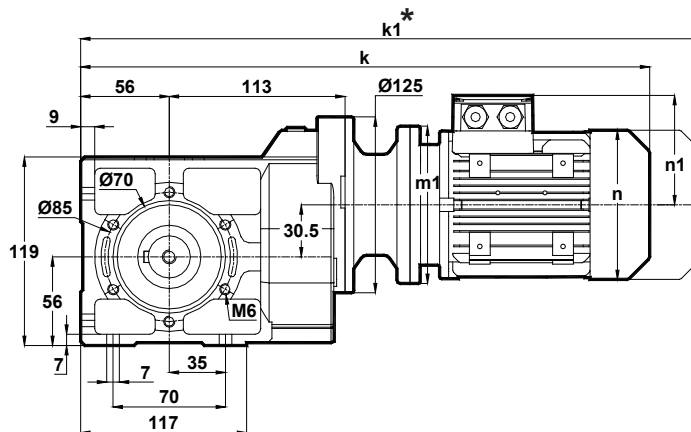
x: se il motore è inferiore al piano di montaggio del piede  
x: If Motor is lower than foot mounting plane  
x: Wenn der Motor unter der Fußmontageebene ist

	63/B5 63/B14	71/B5 71/B14	80/B5 80/B14	90S/B5 90S/B14	90L/B5 90L/B14
k	375	425	463	504	504
k1	436	516	556	608.5	608.5
n / n1	121 / 97	137 / 112	155 / 121	176 / 132	176 / 132
m1 (B5)	140	160	200	200	200
m1 (B14)	90	105	120	140	140
x	-	-	-	1.5	1.5

Morsettiera  
Terminal Box Positions  
Klemmenkasten Positionen



KV002.01  
KV003.01



x: se il motore è inferiore al piano di montaggio del piede  
x: If Motor is lower than foot mounting plane  
x: Wenn der Motor unter der Fußmontageebene ist

	63/B5 63/B14	71/B5 71/B14	80/B5 80/B14	90S/B5 90S/B14	90L/B5 90L/B14
k	375	425	463	504	504
k1	436	516	556	608.5	608.5
n / n1	121 / 97	137 / 112	155 / 121	176 / 132	176 / 132
m1 (B5)	140	160	200	200	200
m1 (B14)	90	105	120	140	140
x	-	-	-	1.5	1.5

La misura "k1" è per motori dotati di freno.  
Dimension "k1" is for motors with brake.  
Maße "k1" ist für Bremsenmotoren.





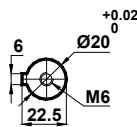
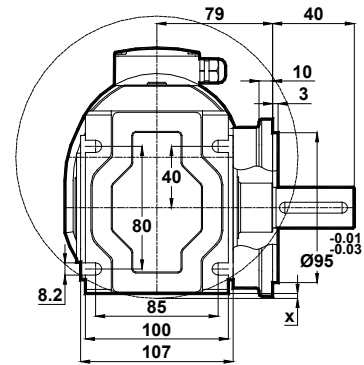
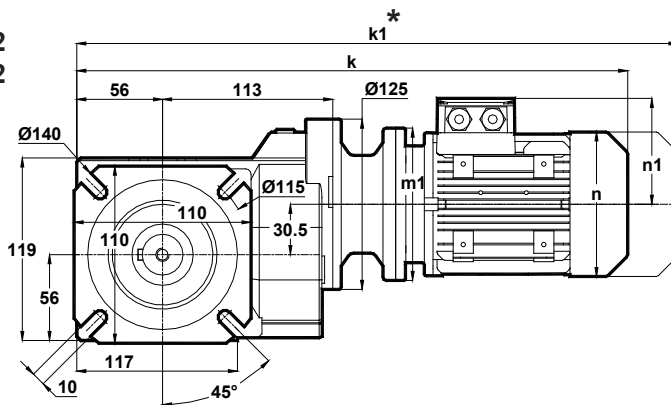
# Tabella dimensionali

## Dimension Pages

## Abmessungsseiten

Foro di centraggio filettato secondo DIN 332 foglio 2 / Tapped center hole to DIN 332, sheet 2 / Zentrierung mit gewinde DIN 332, Blatt 2

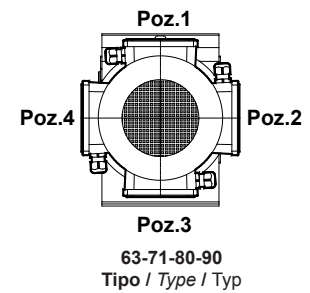
KV002.02  
KV003.02



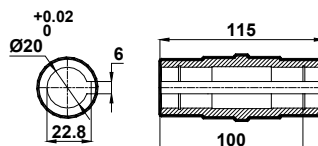
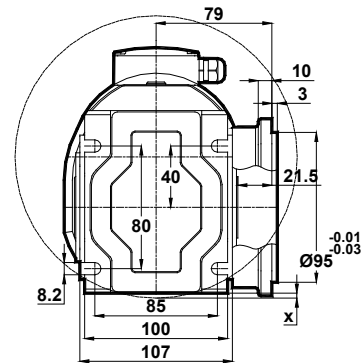
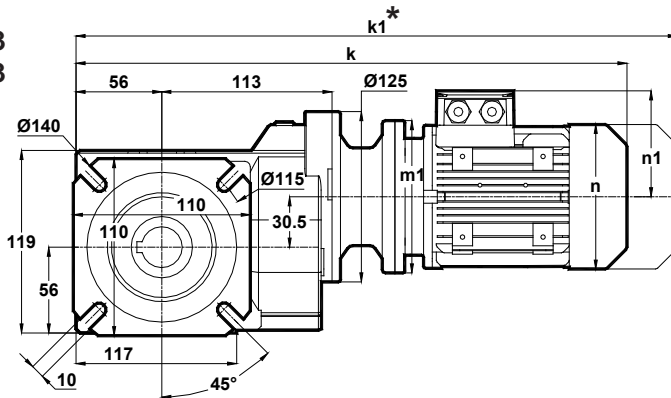
x: se il motore è inferiore al piano di montaggio del piede  
x: If Motor is lower than foot mounting plane  
x: Wenn der Motor unter der Fußmontageebene ist

	63/B5 63/B14	71/B5 71/B14	80/B5 80/B14	90S/B5 90S/B14	90L/B5 90L/B14
k	375	425	463	504	504
k1	436	516	556	608.5	608.5
n / n1	121 / 97	137 / 112	155 / 121	176 / 132	176 / 132
m1 (B5)	140	160	200	200	200
m1 (B14)	90	105	120	140	140
x	-	-	-	1.5	1.5

Morsettiera  
Terminal Box Positions  
Klemmenkasten Positionen



KV002.03  
KV003.03



x: se il motore è inferiore al piano di montaggio del piede  
x: If Motor is lower than foot mounting plane  
x: Wenn der Motor unter der Fußmontageebene ist

	63/B5 63/B14	71/B5 71/B14	80/B5 80/B14	90S/B5 90S/B14	90L/B5 90L/B14
k	375	425	463	504	504
k1	436	516	556	608.5	608.5
n / n1	121 / 97	137 / 112	155 / 121	176 / 132	176 / 132
m1 (B5)	140	160	200	200	200
m1 (B14)	90	105	120	140	140
x	-	-	-	1.5	1.5

La misura "k1" è per motori dotati di freno.  
Dimension "k1" is for motors with brake.  
Maße "k1" ist für Bremsenmotoren.



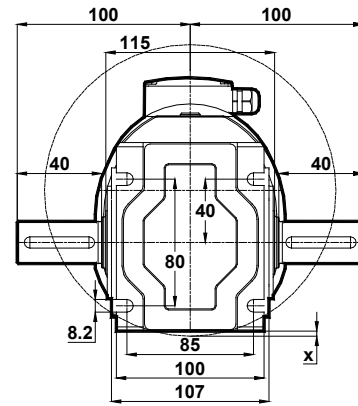
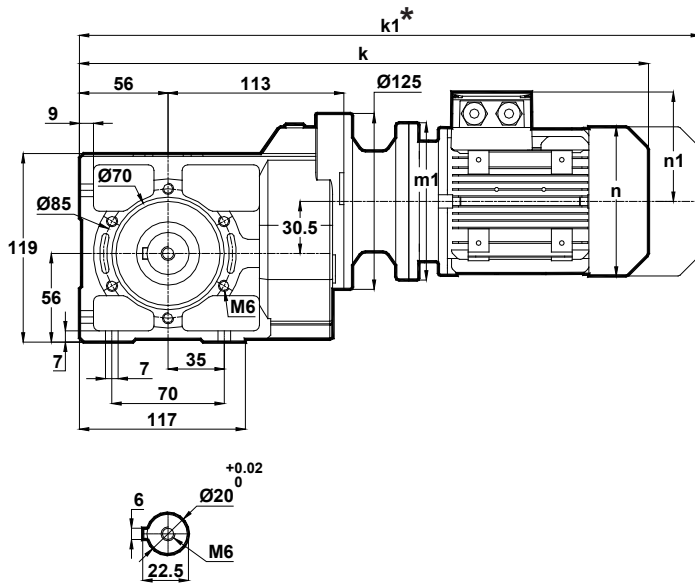
# Tabella dimensionali

## Dimension Pages

## Abmessungsseiten

Foro di centraggio filettato secondo DIN 332 foglio 2 / Tapped center hole to DIN 332, sheet 2 / Zentrierung mit gewinde DIN 332, Blatt 2

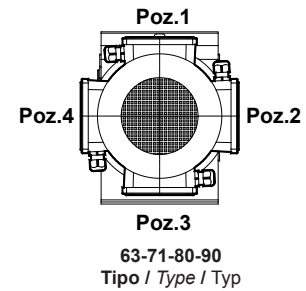
KV002.04  
KV003.04



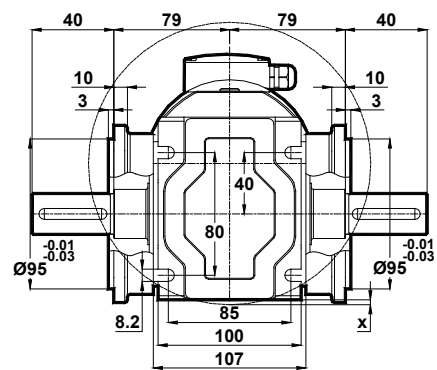
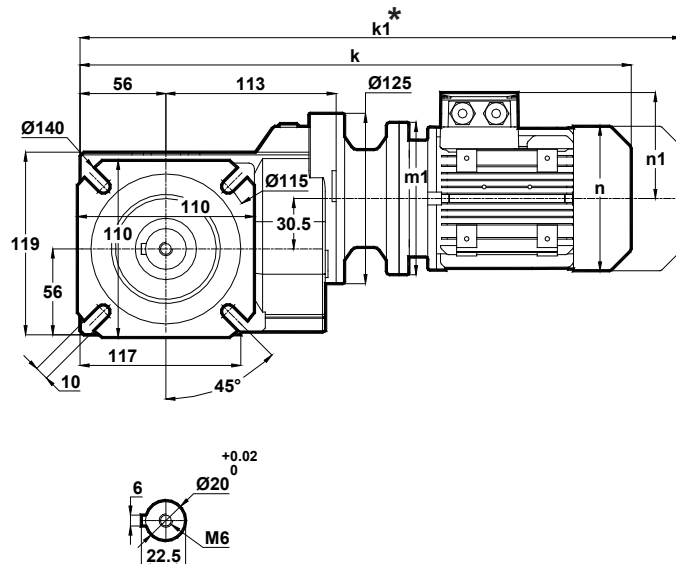
x: se il motore è inferiore al piano di montaggio del piede  
x: If Motor is lower than foot mounting plane  
x: Wenn der Motor unter der Fußmontageebene ist

	63/B5 63/B14	71/B5 71/B14	80/B5 80/B14	90S/B5 90S/B14	90L/B5 90L/B14
k	375	425	463	504	504
k1	436	516	556	608.5	608.5
n / n1	121 / 97	137 / 112	155 / 121	176 / 132	176 / 132
m1 (B5)	140	160	200	200	200
m1 (B14)	90	105	120	140	140
x	-	-	-	1.5	1.5

Morsettiera  
Terminal Box Positions  
Klemmenkasten Positionen



KV002.05  
KV003.05



x: se il motore è inferiore al piano di montaggio del piede  
x: If Motor is lower than foot mounting plane  
x: Wenn der Motor unter der Fußmontageebene ist

	63/B5 63/B14	71/B5 71/B14	80/B5 80/B14	90S/B5 90S/B14	90L/B5 90L/B14
k	375	425	463	504	504
k1	436	516	556	608.5	608.5
n / n1	121 / 97	137 / 112	155 / 121	176 / 132	176 / 132
m1 (B5)	140	160	200	200	200
m1 (B14)	90	105	120	140	140
x	-	-	-	1.5	1.5

La misura "k1" è per motori dotati di freno.  
Dimension "k1" is for motors with brake.  
Maße "k1" ist für Bremsenmotoren.



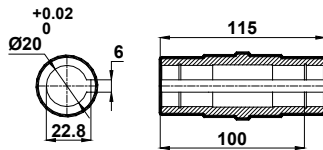
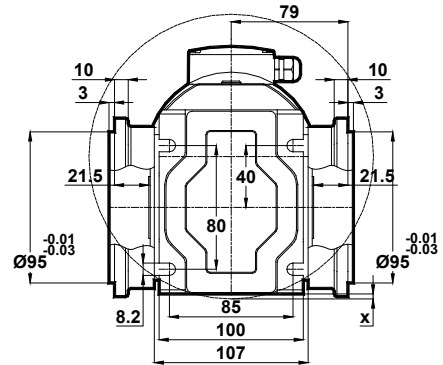
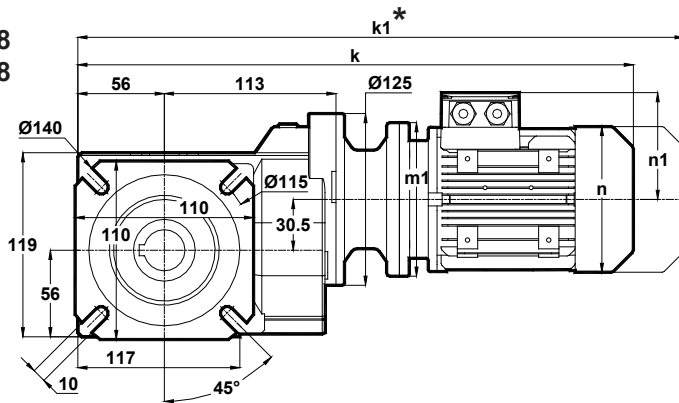
# Tabella dimensionali

## Dimension Pages

## Abmessungsseiten

Foro di centraggio filettato secondo DIN 332 foglio 2 / Tapped center hole to DIN 332, sheet 2 / Zentrierung mit gewinde DIN 332, Blatt 2

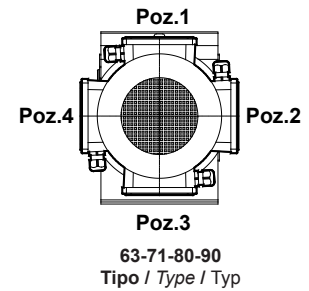
KV002.08  
KV003.08




x: se il motore è inferiore al piano di montaggio del piede  
x: If Motor is lower than foot mounting plane  
x: Wenn der Motor unter der Fußmontageebene ist

	63/B5 63/B14	71/B5 71/B14	80/B5 80/B14	90S/B5 90S/B14	90L/B5 90L/B14
<b>k</b>	375	425	463	504	504
<b>k1</b>	436	516	556	608.5	608.5
<b>n / n1</b>	121 / 97	137 / 112	155 / 121	176 / 132	176 / 132
<b>m1 (B5)</b>	140	160	200	200	200
<b>m1 (B14)</b>	90	105	120	140	140
<b>x</b>	-	-	-	1.5	1.5

Morsettiera  
Terminal Box Positions  
Klemmenkasten Positionen



La misura "k1" è per motori dotati di freno.  
Dimension "k1" is for motors with brake.  
Maße "k1" ist für Bremsenmotoren.



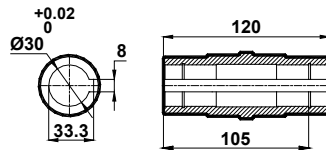
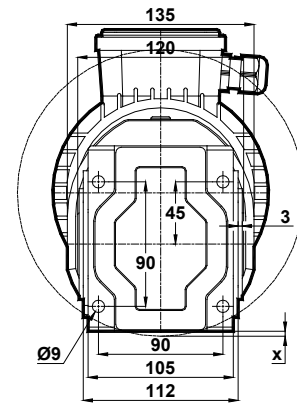
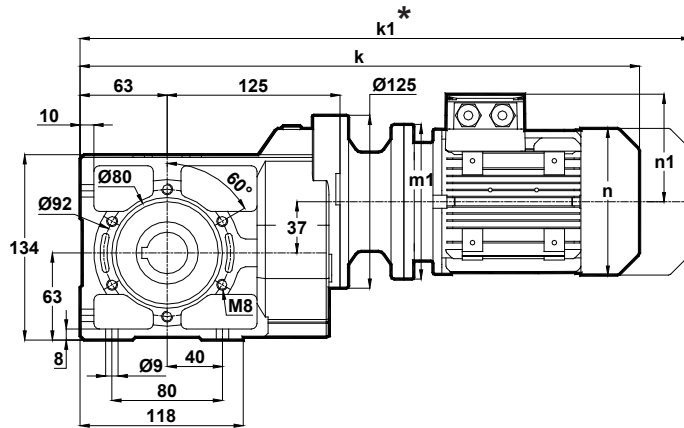
# Tabella dimensionali

## Dimension Pages

## Abmessungsseiten

Foro di centraggio filettato secondo DIN 332 foglio 2 / Tapped center hole to DIN 332, sheet 2 / Zentrierung mit gewinde DIN 332, Blatt 2

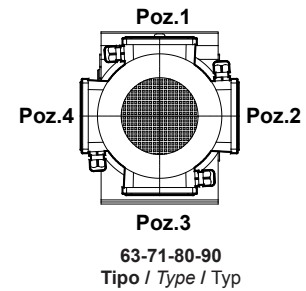
KV102.00  
KV103.00



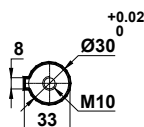
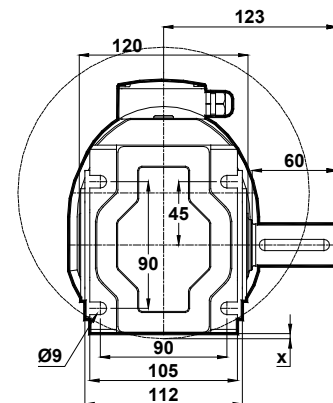
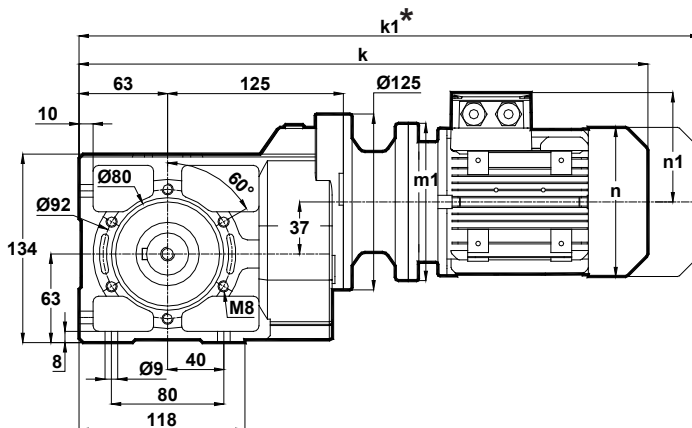
x: se il motore è inferiore al piano di montaggio del piede  
x: If Motor is lower than foot mounting plane  
x: Wenn der Motor unter der Fußmontageebene ist

	63/B5 63/B14	71/B5 71/B14	80/B5 80/B14	90S/B5 90S/B14	90L/B5 90L/B14
k	394	444	482	523	523
k1	455	535	575	627.5	627.5
n / n1	121 / 97	137 / 112	155 / 121	176 / 132	176 / 132
m1 (B5)	140	160	200	200	200
m1 (B14)	90	105	120	140	140
x	-	-	-	-	-

Morsettiera  
Terminal Box Positions  
Klemmenkasten Positionen



KV102.01  
KV103.01



x: se il motore è inferiore al piano di montaggio del piede  
x: If Motor is lower than foot mounting plane  
x: Wenn der Motor unter der Fußmontageebene ist

	63/B5 63/B14	71/B5 71/B14	80/B5 80/B14	90S/B5 90S/B14	90L/B5 90L/B14
k	394	444	482	523	523
k1	455	535	575	627.5	627.5
n / n1	121 / 97	137 / 112	155 / 121	176 / 132	176 / 132
m1 (B5)	140	160	200	200	200
m1 (B14)	90	105	120	140	140
x	-	-	-	-	-

La misura "k1" è per motori dotati di freno.  
Dimension "k1" is for motors with brake.  
Maße "k1" ist für Bremsenmotoren.



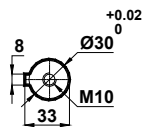
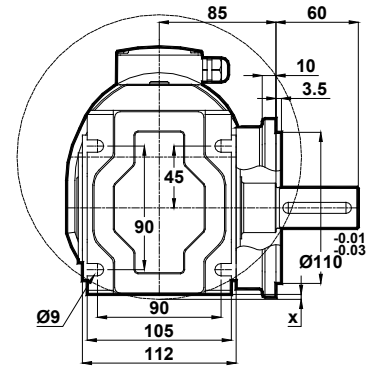
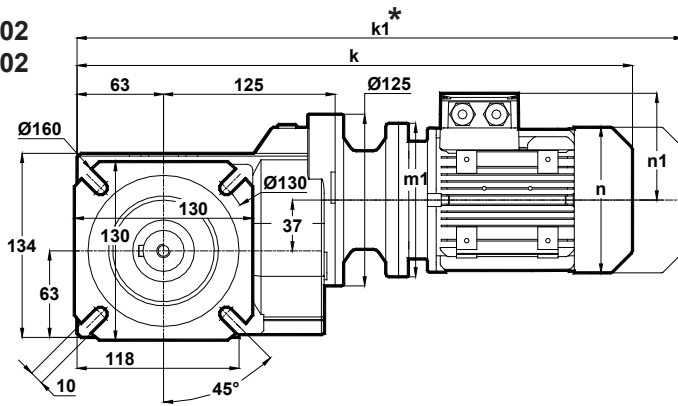
# Tabella dimensionali

## Dimension Pages

## Abmessungsseiten

Foro di centraggio filettato secondo DIN 332 foglio 2 / Tapped center hole to DIN 332, sheet 2 / Zentrierung mit gewinde DIN 332, Blatt 2

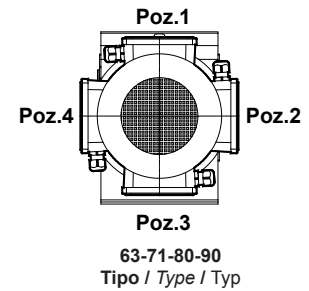
KV102.02  
KV103.02



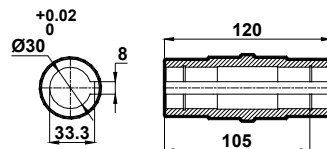
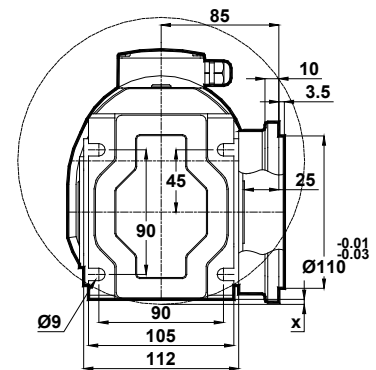
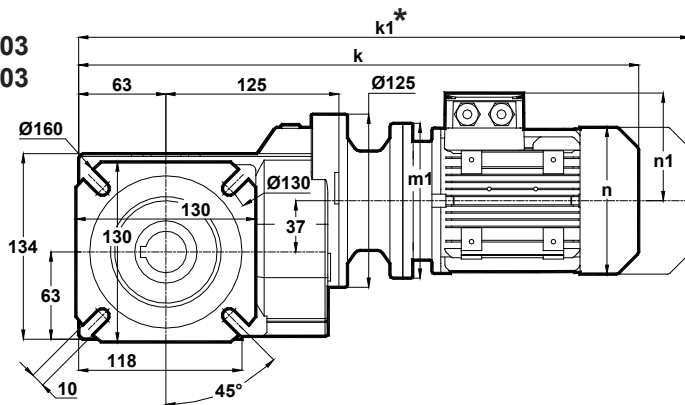
x: se il motore è inferiore al piano di montaggio del piede  
x: If Motor is lower than foot mounting plane  
x: Wenn der Motor unter der Fußmontageebene ist

	63/B5 63/B14	71/B5 71/B14	80/B5 80/B14	90S/B5 90S/B14	90L/B5 90L/B14
k	394	444	482	523	523
k1	455	535	575	627.5	627.5
n / n1	121 / 97	137 / 112	155 / 121	176 / 132	176 / 132
m1 (B5)	140	160	200	200	200
m1 (B14)	90	105	120	140	140
x	-	-	-	-	-

Morsettiera  
Terminal Box Positions  
Klemmenkasten Positionen



KV102.03  
KV103.03



x: se il motore è inferiore al piano di montaggio del piede  
x: If Motor is lower than foot mounting plane  
x: Wenn der Motor unter der Fußmontageebene ist

	63/B5 63/B14	71/B5 71/B14	80/B5 80/B14	90S/B5 90S/B14	90L/B5 90L/B14
k	394	444	482	523	523
k1	455	535	575	627.5	627.5
n / n1	121 / 97	137 / 112	155 / 121	176 / 132	176 / 132
m1 (B5)	140	160	200	200	200
m1 (B14)	90	105	120	140	140
x	-	-	-	-	-

La misura "k1" è per motori dotati di freno.  
Dimension "k1" is for motors with brake.  
Maße "k1" ist für Bremsenmotoren.



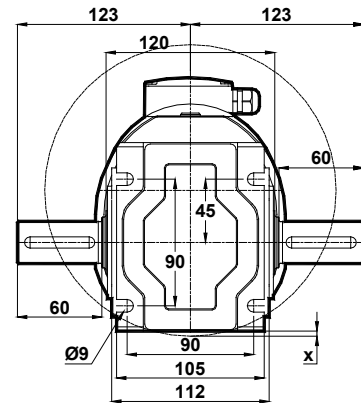
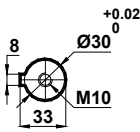
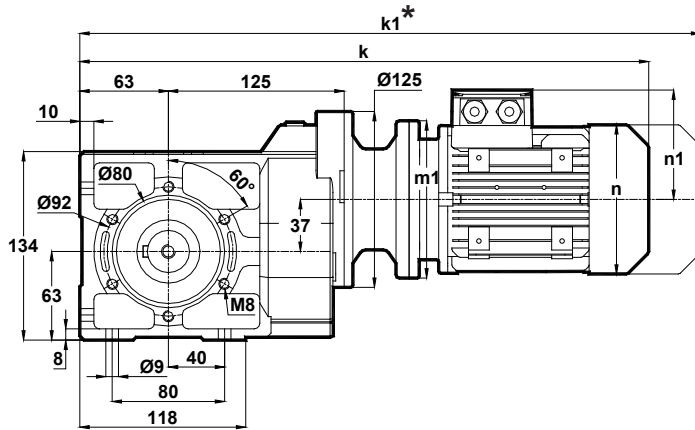
# Tabella dimensionali

## Dimension Pages

## Abmessungsseiten

Foro di centraggio filettato secondo DIN 332 foglio 2 / Tapped center hole to DIN 332, sheet 2 / Zentrierung mit gewinde DIN 332, Blatt 2

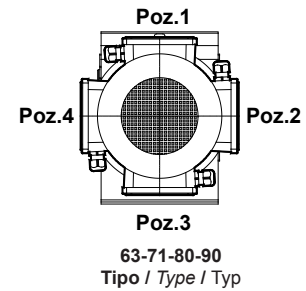
KV102.04  
KV103.04



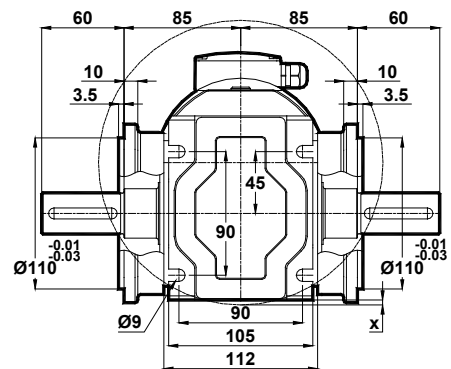
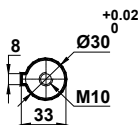
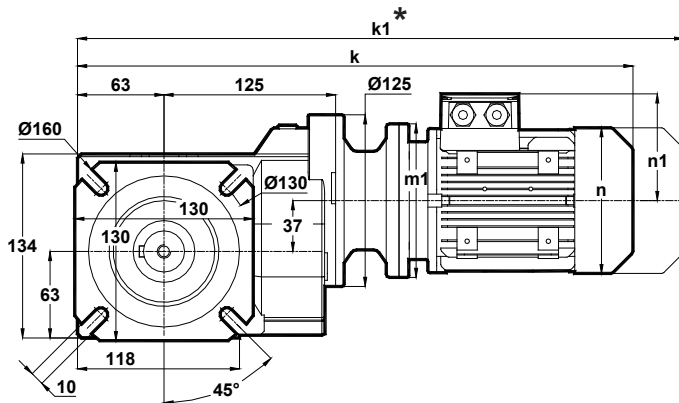
x: se il motore è inferiore al piano di montaggio del piede  
x: If Motor is lower than foot mounting plane  
x: Wenn der Motor unter der Fußmontageebene ist

	63/B5 63/B14	71/B5 71/B14	80/B5 80/B14	90S/B5 90S/B14	90L/B5 90L/B14
k	394	444	482	523	523
k1	455	535	575	627.5	627.5
n / n1	121 / 97	137 / 112	155 / 121	176 / 132	176 / 132
m1 (B5)	140	160	200	200	200
m1 (B14)	90	105	120	140	140
x	-	-	-	-	-

Morsettiera  
Terminal Box Positions  
Klemmenkasten Positionen



KV102.05  
KV103.05



x: se il motore è inferiore al piano di montaggio del piede  
x: If Motor is lower than foot mounting plane  
x: Wenn der Motor unter der Fußmontageebene ist

	63/B5 63/B14	71/B5 71/B14	80/B5 80/B14	90S/B5 90S/B14	90L/B5 90L/B14
k	394	444	482	523	523
k1	455	535	575	627.5	627.5
n / n1	121 / 97	137 / 112	155 / 121	176 / 132	176 / 132
m1 (B5)	140	160	200	200	200
m1 (B14)	90	105	120	140	140
x	-	-	-	-	-

La misura "k1" è per motori dotati di freno.  
Dimension "k1" is for motors with brake.  
Maße "k1" ist für Bremsenmotoren.



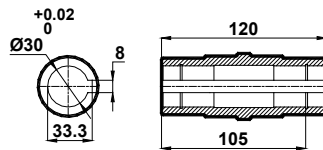
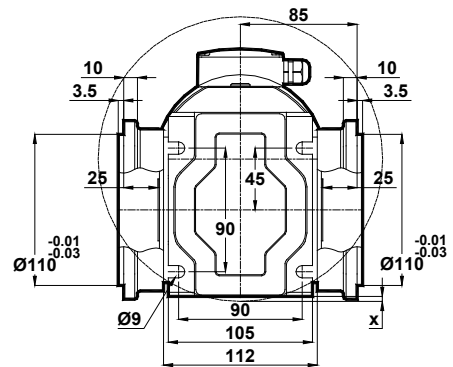
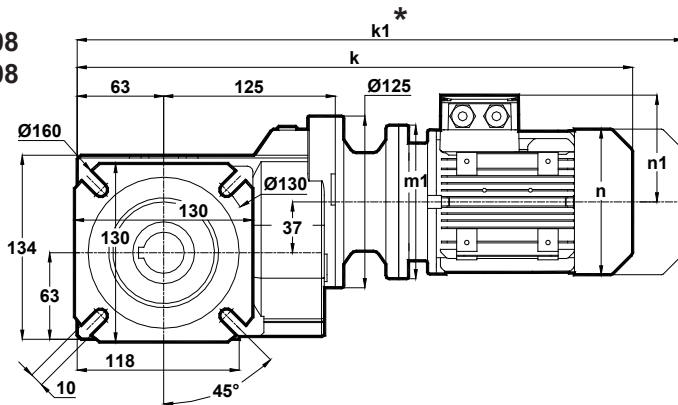
# Tabella dimensionali

## Dimension Pages

## Abmessungsseiten

Foro di centraggio filettato secondo DIN 332 foglio 2 / Tapped center hole to DIN 332, sheet 2 / Zentrierung mit gewinde DIN 332, Blatt 2

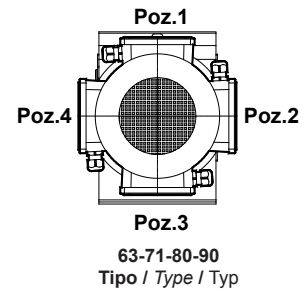
KV102.08  
KV103.08



x: se il motore è inferiore al piano di montaggio del piede  
x: If Motor is lower than foot mounting plane  
x: Wenn der Motor unter der Fußmontageebene ist

	63/B5 63/B14	71/B5 71/B14	80/B5 80/B14	90S/B5 90S/B14	90L/B5 90L/B14
k	394	444	482	523	523
k1	455	535	575	627.5	627.5
n / n1	121 / 97	137 / 112	155 / 121	176 / 132	176 / 132
m1 (B5)	140	160	200	200	200
m1 (B14)	90	105	120	140	140
x	-	-	-	-	-

Morsettiera  
Terminal Box Positions  
Klemmenkasten Positionen



La misura "k1" è per motori dotati di freno.  
Dimension "k1" is for motors with brake.  
Maße "k1" ist für Bremsenmotoren.



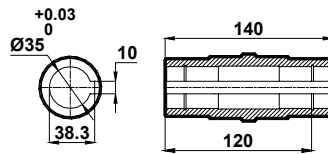
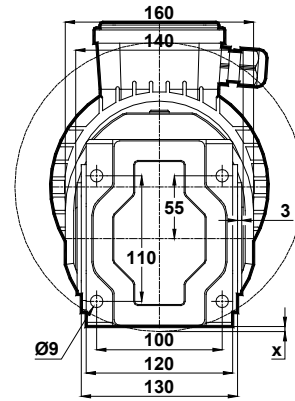
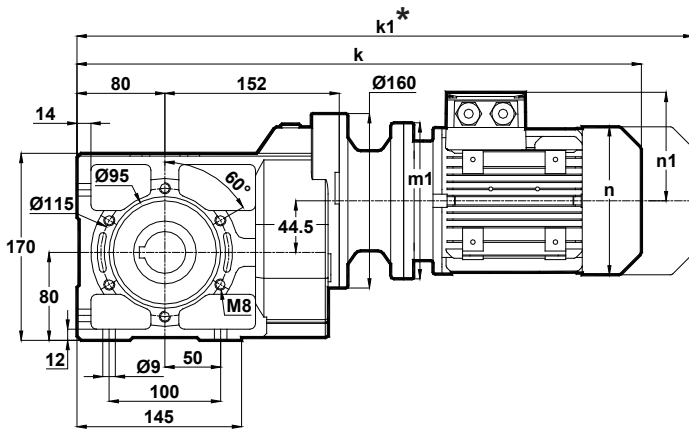
# Tabella dimensionali

## Dimension Pages

## Abmessungsseiten

Foro di centraggio filettato secondo DIN 332 foglio 2 / Tapped center hole to DIN 332, sheet 2 / Zentrierung mit gewinde DIN 332, Blatt 2

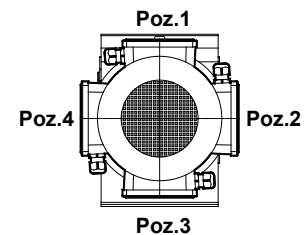
KV202.00  
KV203.00



x: se il motore è inferiore al piano di montaggio del piede  
x: If Motor is lower than foot mounting plane  
x: Wenn der Motor unter der Fußmontageebene ist

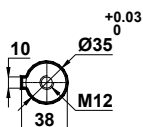
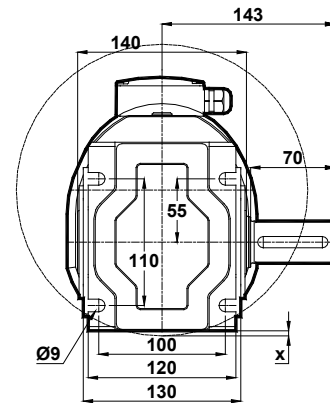
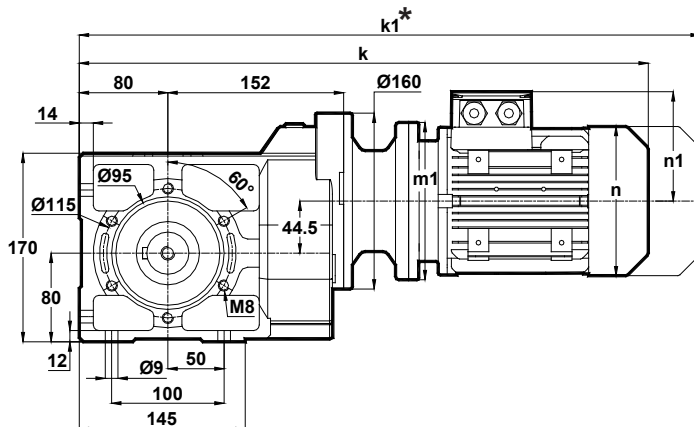
	63/B5	71/B5 71/B14	80/B580/ B14	90S/B5 90S/B14	90L/B5 90L/B14	100L/B5 100L/B14	112M/B5 112M/B14
k	469	488	540	581	581	609	630
k1	530	579	633	685.5	685.5	728.5	734.5
n / n1	121 / 97	137 / 112	155 / 121	176 / 132	176 / 132	193 / 147	215 / 158
m1 (B5)	140	160	200	200	200	250	250
m1 (B14)	-	105	120	140	140	160	160
x	-	-	-	-	-	-	-

Morsettiara  
Terminal Box Positions  
Klemmenkasten Positionen



63-71-80-90-100-112  
Tipo / Type / Typ

KV202.01  
KV203.01



x: se il motore è inferiore al piano di montaggio del piede  
x: If Motor is lower than foot mounting plane  
x: Wenn der Motor unter der Fußmontageebene ist

	63/B5	71/B5 71/B14	80/B580/ B14	90S/B5 90S/B14	90L/B5 90L/B14	100L/B5 100L/B14	112M/B5 112M/B14
k	469	488	540	581	581	609	630
k1	530	579	633	685.5	685.5	728.5	734.5
n / n1	121 / 97	137 / 112	155 / 121	176 / 132	176 / 132	193 / 147	215 / 158
m1 (B5)	140	160	200	200	200	250	250
m1 (B14)	-	105	120	140	140	160	160
x	-	-	-	-	-	-	-

La misura "k1" è per motori dotati di freno.  
Dimension "k1" is for motors with brake.  
Maße "k1" ist für Bremsenmotoren.





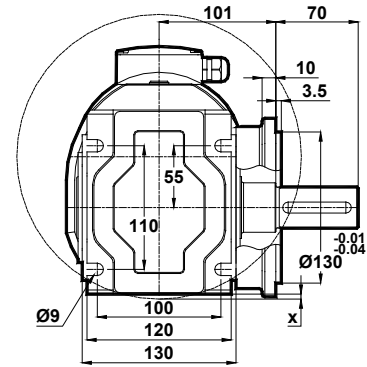
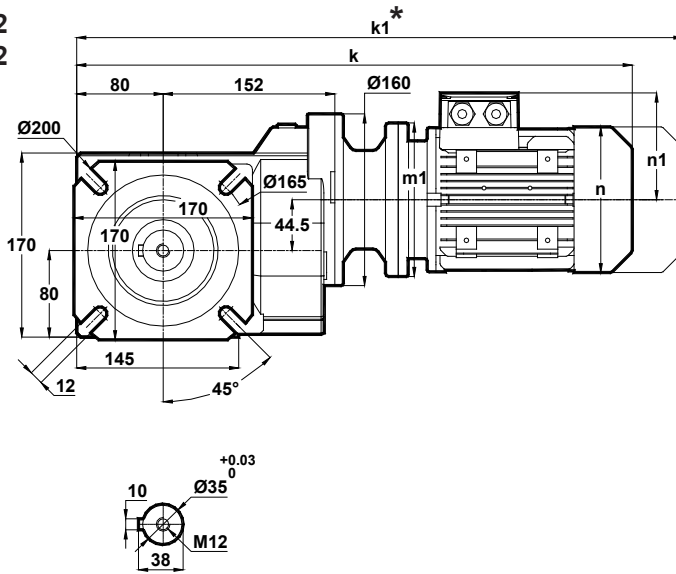
# Tabella dimensionali

## Dimension Pages

## Abmessungsseiten

Foro di centraggio filettato secondo DIN 332 foglio 2 / Tapped center hole to DIN 332, sheet 2 / Zentrierung mit gewinde DIN 332, Blatt 2

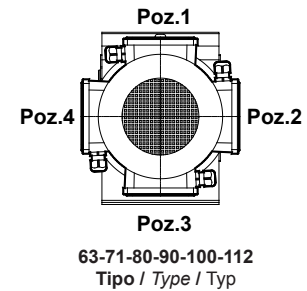
KV202.02  
KV203.02



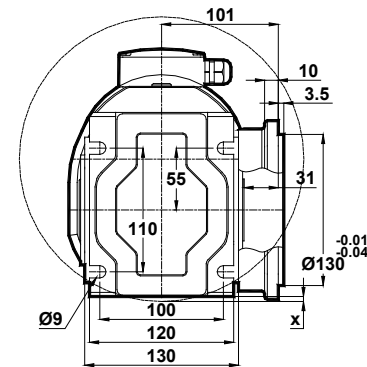
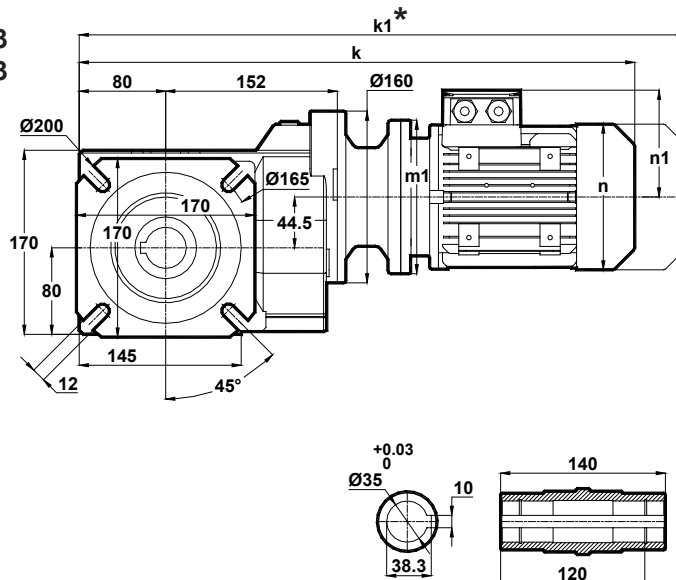
x: se il motore è inferiore al piano di montaggio del piede  
x: If Motor is lower than foot mounting plane  
x: Wenn der Motor unter der Fußmontageebene ist

	63/B5	71/B5 71/B14	80/B580/ B14	90S/B5 90S/B14	90L/B5 90L/B14	100L/B5 100L/B14	112M/B5 112M/B14
k	469	488	540	581	581	609	630
k1	530	579	633	685.5	685.5	728.5	734.5
n / n1	121 / 97	137 / 112	155 / 121	176 / 132	176 / 132	193 / 147	215 / 158
m1 (B5)	140	160	200	200	200	250	250
m1 (B14)	-	105	120	140	140	160	160
x	-	-	-	-	-	-	-

Morsettiera  
Terminal Box Positions  
Klemmenkasten Positionen




KV202.03  
KV203.03



x: se il motore è inferiore al piano di montaggio del piede  
x: If Motor is lower than foot mounting plane  
x: Wenn der Motor unter der Fußmontageebene ist

	63/B5	71/B5 71/B14	80/B580/ B14	90S/B5 90S/B14	90L/B5 90L/B14	100L/B5 100L/B14	112M/B5 112M/B14
k	469	488	540	581	581	609	630
k1	530	579	633	685.5	685.5	728.5	734.5
n / n1	121 / 97	137 / 112	155 / 121	176 / 132	176 / 132	193 / 147	215 / 158
m1 (B5)	140	160	200	200	200	250	250
m1 (B14)	-	105	120	140	140	160	160
x	-	-	-	-	-	-	-

La misura "k1" è per motori dotati di freno.  
Dimension "k1" is for motors with brake.  
Maße "k1" ist für Bremsenmotoren.



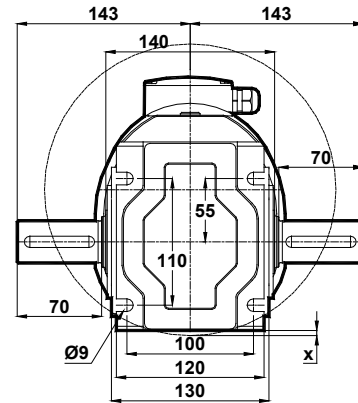
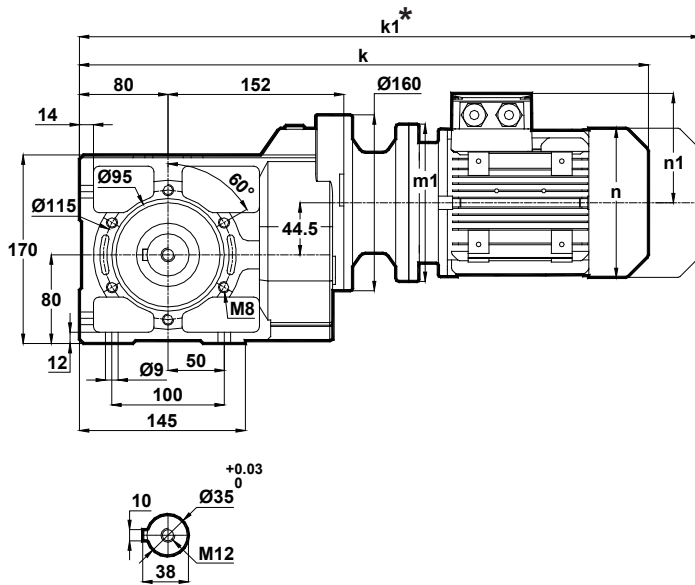
# Tabella dimensionali

## Dimension Pages

## Abmessungsseiten

Foro di centraggio filettato secondo DIN 332 foglio 2 / Tapped center hole to DIN 332, sheet 2 / Zentrierung mit gewinde DIN 332, Blatt 2

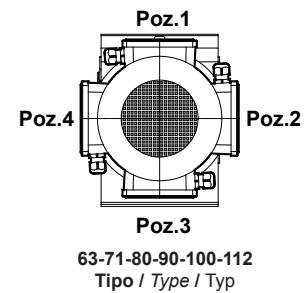
KV202.04  
KV203.04



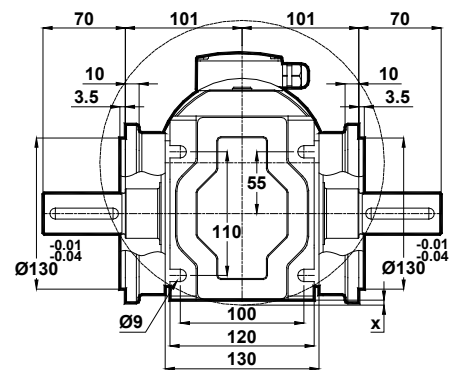
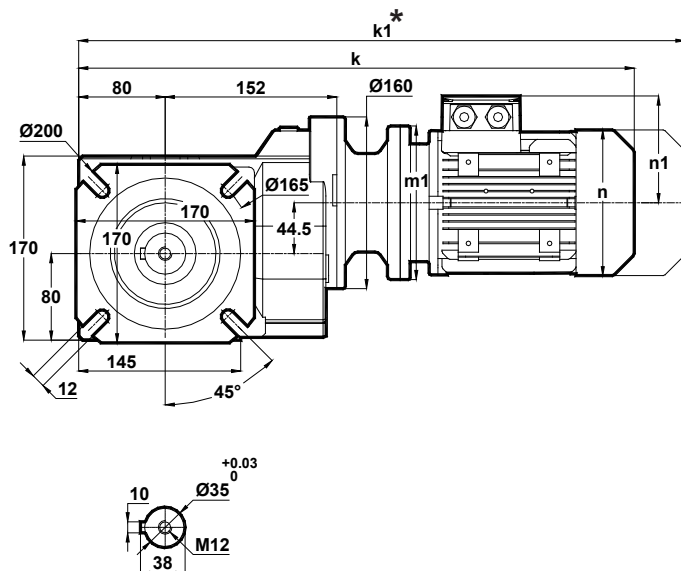
x: se il motore è inferiore al piano di montaggio del piede  
x: If Motor is lower than foot mounting plane  
x: Wenn der Motor unter der Fußmontageebene ist

	63/B5	71/B5 71/B14	80/B580/ B14	90S/B5 90S/B14	90L/B5 90L/B14	100L/B5 100L/B14	112M/B5 112M/B14
k	469	488	540	581	581	609	630
k1	530	579	633	685.5	685.5	728.5	734.5
n / n1	121 / 97	137 / 112	155 / 121	176 / 132	176 / 132	193 / 147	215 / 158
m1 (B5)	140	160	200	200	200	250	250
m1 (B14)	-	105	120	140	140	160	160
x	-	-	-	-	-	-	-

Morsettiara  
Terminal Box Positions  
Klemmenkasten Positionen



KV202.05  
KV203.05



x: se il motore è inferiore al piano di montaggio del piede  
x: If Motor is lower than foot mounting plane  
x: Wenn der Motor unter der Fußmontageebene ist

	63/B5	71/B5 71/B14	80/B580/ B14	90S/B5 90S/B14	90L/B5 90L/B14	100L/B5 100L/B14	112M/B5 112M/B14
k	469	488	540	581	581	609	630
k1	530	579	633	685.5	685.5	728.5	734.5
n / n1	121 / 97	137 / 112	155 / 121	176 / 132	176 / 132	193 / 147	215 / 158
m1 (B5)	140	160	200	200	200	250	250
m1 (B14)	-	105	120	140	140	160	160
x	-	-	-	-	-	-	-

La misura "k1" è per motori dotati di freno.  
Dimension "k1" is for motors with brake.  
Maße "k1" ist für Bremsenmotoren.



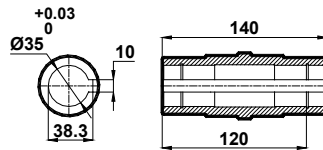
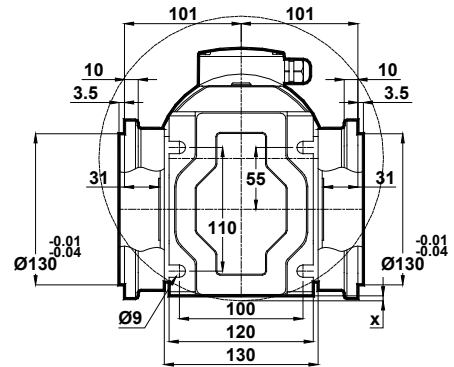
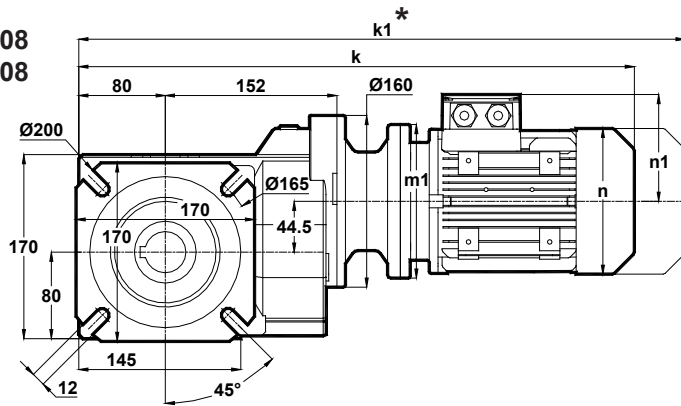
# Tabella dimensionali

## Dimension Pages

## Abmessungsseiten

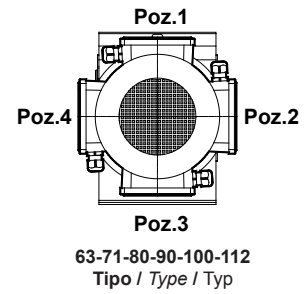
Foro di centraggio filettato secondo DIN 332 foglio 2 / Tapped center hole to DIN 332, sheet 2 / Zentrierung mit gewinde DIN 332, Blatt 2

KV202.08  
KV203.08



x: se il motore è inferiore al piano di montaggio del piede  
x: If Motor is lower than foot mounting plane  
x: Wenn der Motor unter der Fußmontageebene ist

Morsettiera  
Terminal Box Positions  
Klemmenkasten Positionen



	63/B5	71/B5 71/B14	80/B580/ B14	90S/B5 90S/B14	90L/B5 90L/B14	100L/B5 100L/B14	112M/B5 112M/B14
k	469	488	540	581	581	609	630
k1	530	579	633	685.5	685.5	728.5	734.5
n / n1	121 / 97	137 / 112	155 / 121	176 / 132	176 / 132	193 / 147	215 / 158
m1 (B5)	140	160	200	200	200	250	250
m1 (B14)	-	105	120	140	140	160	160
x	-	-	-	-	-	-	-

La misura "k1" è per motori dotati di freno.  
Dimension "k1" is for motors with brake.  
Maße "k1" ist für Bremsenmotoren.



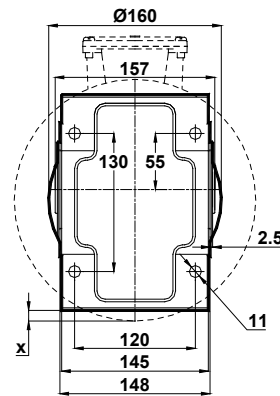
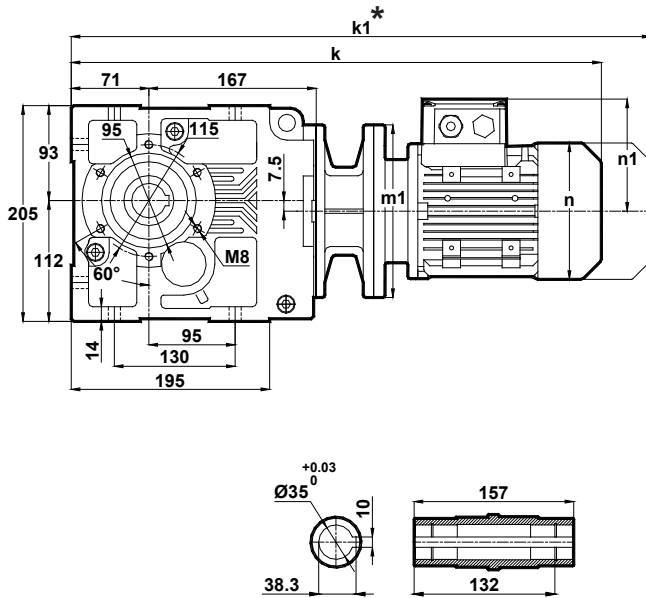
# Tabelle dimensionali

## Dimension Pages

### Abmessungsseiten

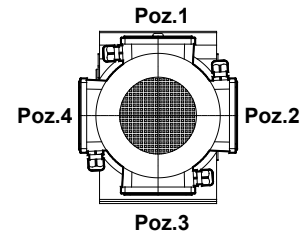
Foro di centraggio filettato secondo DIN 332 foglio 2 / Tapped center hole to DIN 332, sheet 2 / Zentrierung mit gewinde DIN 332, Blatt 2

#### KV273.00



x: se il motore è inferiore al piano di montaggio del piede  
 x: If Motor is lower than foot mounting plane  
 x: Wenn der Motor unter der Fußmontageebene ist

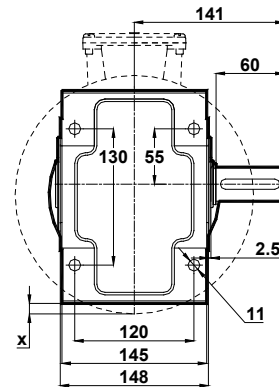
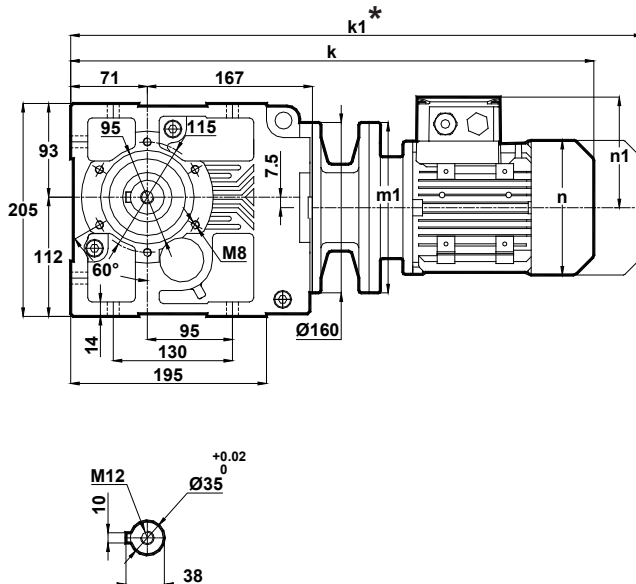
**Morsettiera**  
 Terminal Box Positions  
 Klemmenkasten Positionen



63-71-80-90-100-112  
 Tipo / Type / Typ

	63/B5	71/B5 71/B14	80/B5 80/B14	90S/B5 90S/B14	90L/B5 90L/B14	100L/B5 100L/B14	112M/B5 112M/B14
k	505	494	546	587	587	615	636
k1	566	585	639	691.5	691.5	734.5	740.5
n / n1	121 / 97	137 / 112	155 / 121	176 / 132	176 / 132	193 / 147	215 / 158
m1 (B5)	140	160	200	200	200	250	250
m1 (B14)	-	105	120	140	140	160	160
x	-	-	-	-	-	-	3

#### KV273.01



x: se il motore è inferiore al piano di montaggio del piede  
 x: If Motor is lower than foot mounting plane  
 x: Wenn der Motor unter der Fußmontageebene ist

	63/B5	71/B5 71/B14	80/B5 80/B14	90S/B5 90S/B14	90L/B5 90L/B14	100L/B5 100L/B14	112M/B5 112M/B14
k	505	494	546	587	587	615	636
k1	566	585	639	691.5	691.5	734.5	740.5
n / n1	121 / 97	137 / 112	155 / 121	176 / 132	176 / 132	193 / 147	215 / 158
m1 (B5)	140	160	200	200	200	250	250
m1 (B14)	-	105	120	140	140	160	160
x	-	-	-	-	-	-	3

La misura "k1" è per motori dotati di freno.  
 Dimension "k1" is for motors with brake.  
 Maße "k1" ist für Bremsenmotoren.



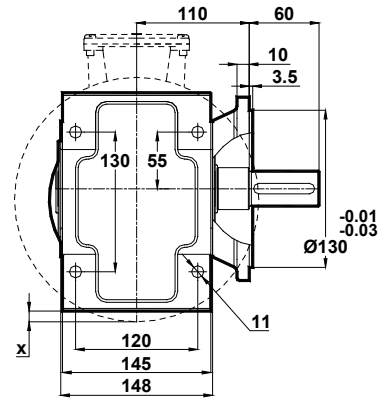
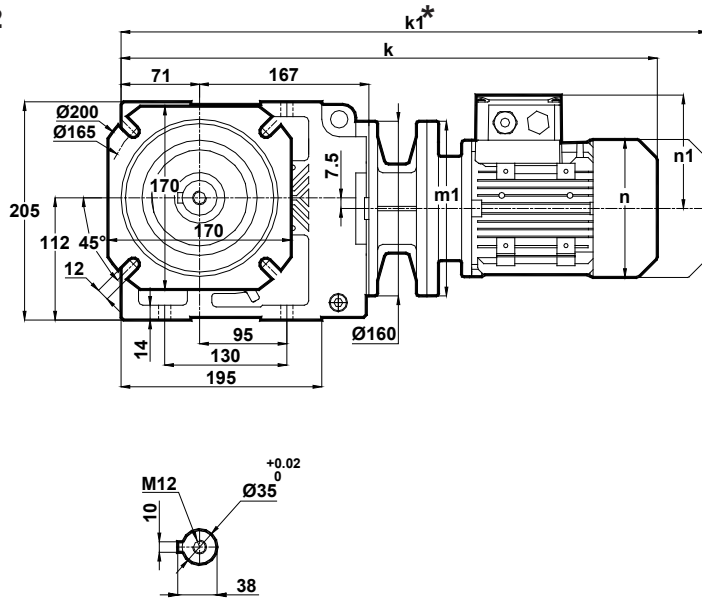
# Tabelle dimensionali

## Dimension Pages

## Abmessungsseiten

Foro di centraggio filettato secondo DIN 332 foglio 2 / Tapped center hole to DIN 332, sheet 2 / Zentrierung mit gewinde DIN 332, Blatt 2

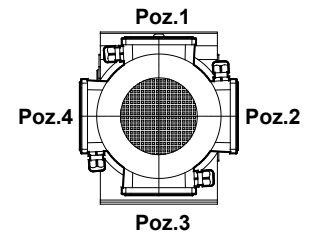
### KV273.02



x: se il motore è inferiore al piano di montaggio del piede  
 x: If Motor is lower than foot mounting plane  
 x: Wenn der Motor unter der Fußmontageebene ist

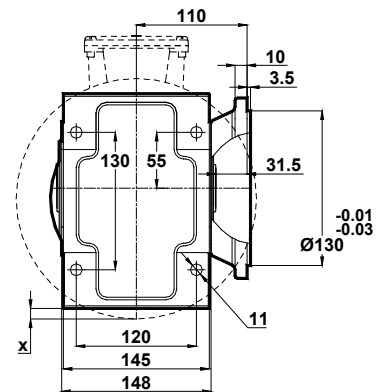
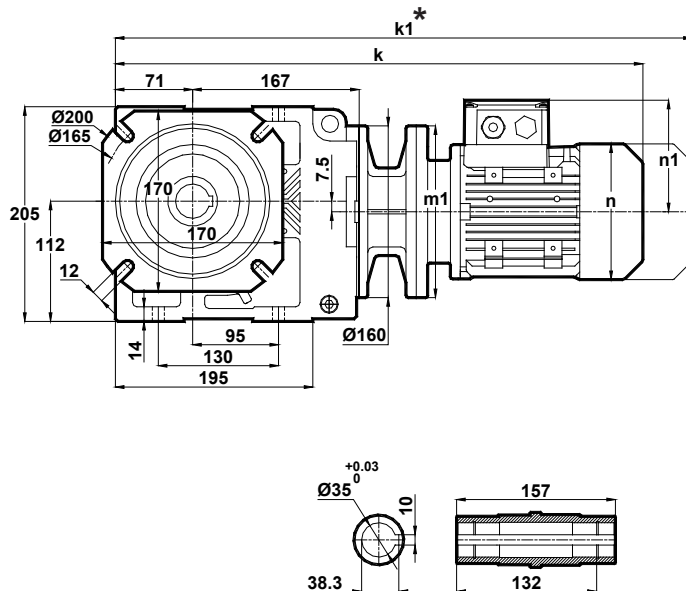
Morsettiera  
 Terminal Box Positions  
 Klemmenkasten Positionen

	63/B5	71/B5 71/B14	80/B5 80/B14	90S/B5 90S/B14	90L/B5 90L/B14	100L/B5 100L/B14	112M/B5 112M/B14
k	505	494	546	587	587	615	636
k1	566	585	639	691.5	691.5	734.5	740.5
n / n1	121 / 97	137 / 112	155 / 121	176 / 132	176 / 132	193 / 147	215 / 158
m1 (B5)	140	160	200	200	200	250	250
m1 (B14)	-	105	120	140	140	160	160
x	-	-	-	-	-	-	3



63-71-80-90-100-112  
 Tipo / Type / Typ

### KV273.03



x: se il motore è inferiore al piano di montaggio del piede  
 x: If Motor is lower than foot mounting plane  
 x: Wenn der Motor unter der Fußmontageebene ist

	63/B5	71/B5 71/B14	80/B5 80/B14	90S/B5 90S/B14	90L/B5 90L/B14	100L/B5 100L/B14	112M/B5 112M/B14
k	505	494	546	587	587	615	636
k1	566	585	639	691.5	691.5	734.5	740.5
n / n1	121 / 97	137 / 112	155 / 121	176 / 132	176 / 132	193 / 147	215 / 158
m1 (B5)	140	160	200	200	200	250	250
m1 (B14)	-	105	120	140	140	160	160
x	-	-	-	-	-	-	3

La misura "k1" è per motori dotati di freno.  
 Dimension "k1" is for motors with brake.  
 Maße "k1" ist für Bremsenmotoren.



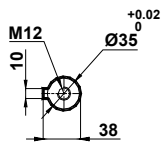
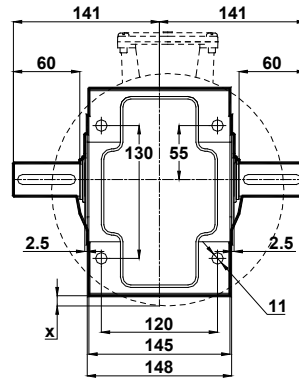
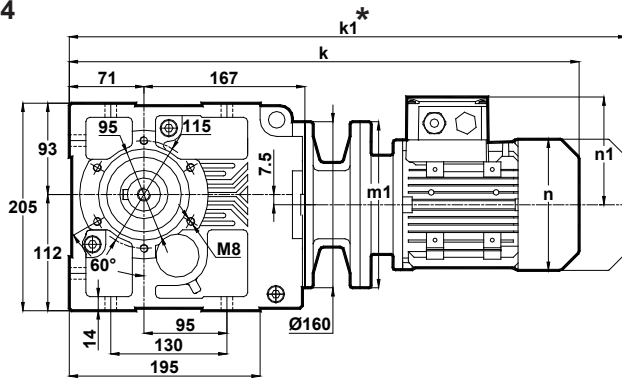
# Tabelle dimensionali

## Dimension Pages

## Abmessungsseiten

Foro di centraggio filettato secondo DIN 332 foglio 2 / Tapped center hole to DIN 332, sheet 2 / Zentrierung mit gewinde DIN 332, Blatt 2

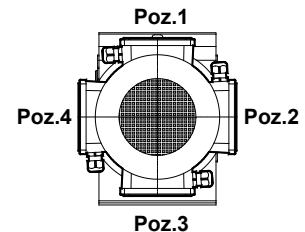
### KV273.04



x: se il motore è inferiore al piano di montaggio del piede  
 x: If Motor is lower than foot mounting plane  
 x: Wenn der Motor unter der Fußmontageebene ist

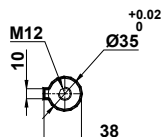
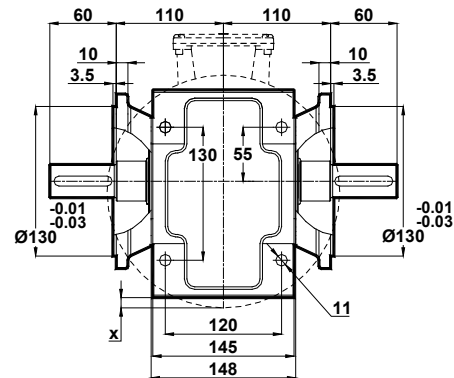
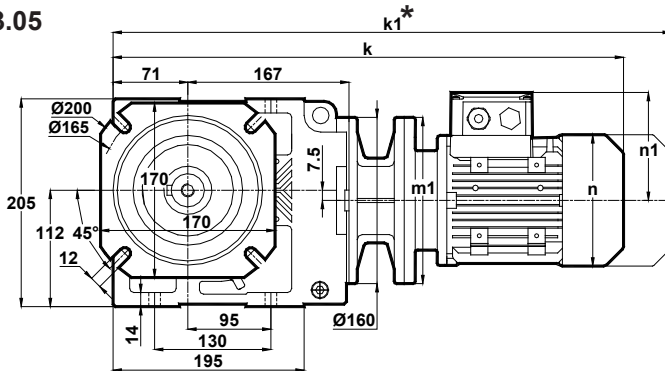
**Morsettiera**  
 Terminal Box Positions  
 Klemmenkasten Positionen

	63/B5	71/B5 71/B14	80/B5 80/B14	90S/B5 90S/B14	90L/B5 90L/B14	100L/B5 100L/B14	112M/B5 112M/B14
k	505	494	546	587	587	615	636
k1	566	585	639	691.5	691.5	734.5	740.5
n / n1	121 / 97	137 / 112	155 / 121	176 / 132	176 / 132	193 / 147	215 / 158
m1 (B5)	140	160	200	200	200	250	250
m1 (B14)	-	105	120	140	140	160	160
x	-	-	-	-	-	-	3



63-71-80-90-100-112  
 Tipo / Type / Typ


### KV273.05



x: se il motore è inferiore al piano di montaggio del piede  
 x: If Motor is lower than foot mounting plane  
 x: Wenn der Motor unter der Fußmontageebene ist

	63/B5	71/B5 71/B14	80/B5 80/B14	90S/B5 90S/B14	90L/B5 90L/B14	100L/B5 100L/B14	112M/B5 112M/B14
k	505	494	546	587	587	615	636
k1	566	585	639	691.5	691.5	734.5	740.5
n / n1	121 / 97	137 / 112	155 / 121	176 / 132	176 / 132	193 / 147	215 / 158
m1 (B5)	140	160	200	200	200	250	250
m1 (B14)	-	105	120	140	140	160	160
x	-	-	-	-	-	-	3

La misura "k1" è per motori dotati di freno.  
 Dimension "k1" is for motors with brake.  
 Maße "k1" ist für Bremsenmotoren.



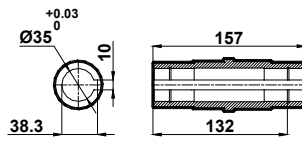
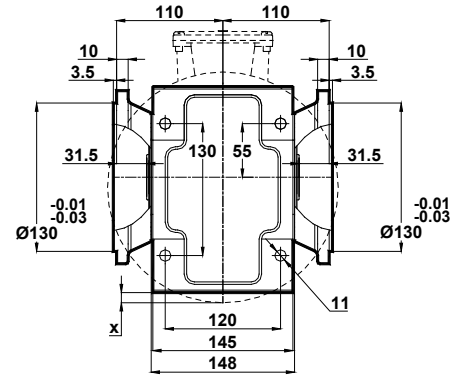
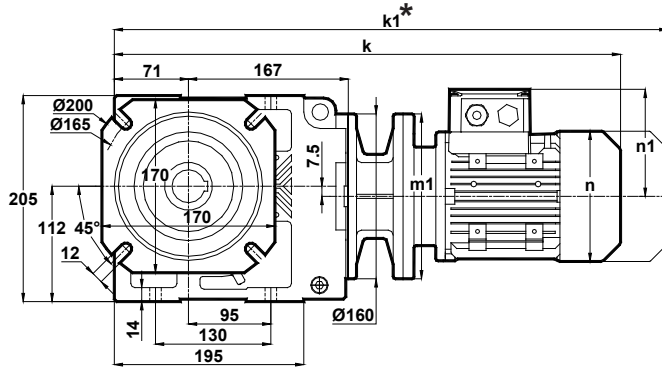
# Tabelle dimensionali

## Dimension Pages

## Abmessungsseiten

Foro di centraggio filettato secondo DIN 332 foglio 2 / Tapped center hole to DIN 332, sheet 2 / Zentrierung mit gewinde DIN 332, Blatt 2

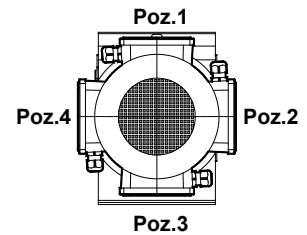
KV273.08



x: se il motore è inferiore al piano di montaggio del piede  
 x: If Motor is lower than foot mounting plane  
 x: Wenn der Motor unter der Fußmontageebene ist

	63/B5	71/B5 71/B14	80/B5 80/B14	90S/B5 90S/B14	90L/B5 90L/B14	100L/B5 100L/B14	112M/B5 112M/B14
k	505	494	546	587	587	615	636
k1	566	585	639	691.5	691.5	734.5	740.5
n / n1	121 / 97	137 / 112	155 / 121	176 / 132	176 / 132	193 / 147	215 / 158
m1 (B5)	140	160	200	200	200	250	250
m1 (B14)	-	105	120	140	140	160	160
x	-	-	-	-	-	-	3

Morsettiera  
 Terminal Box Positions  
 Klemmenkasten Positionen



63-71-80-90-100-112  
 Tipo / Type / Typ

La misura "k1" è per motori dotati di freno.  
 Dimension "k1" is for motors with brake.  
 Maße "k1" ist für Bremsenmotoren.



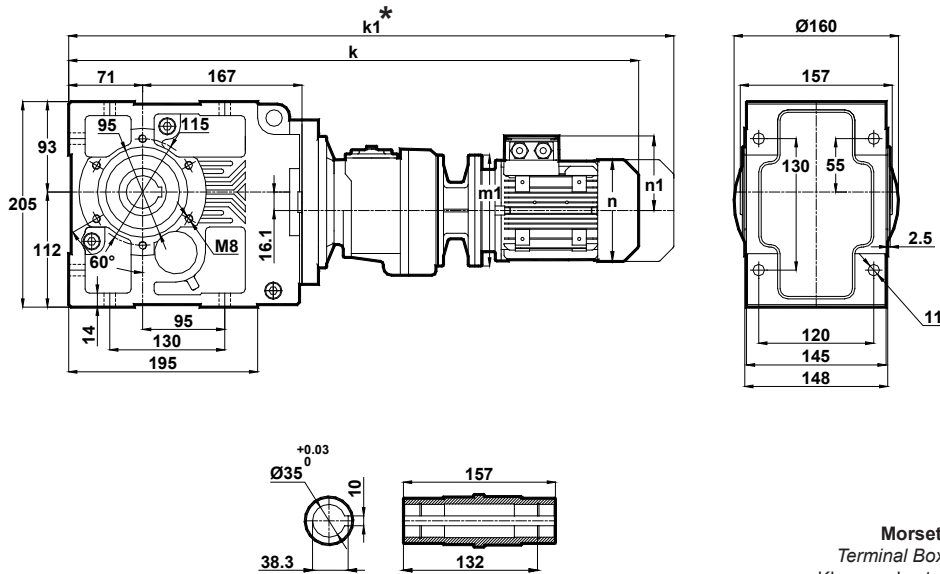
# Tabelle dimensionali

## Dimension Pages

### Abmessungsseiten

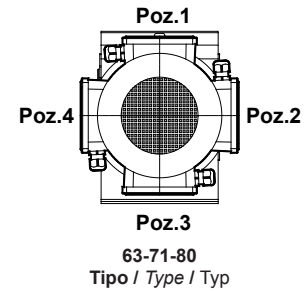
Foro di centraggio filettato secondo DIN 332 foglio 2 / Tapped center hole to DIN 332, sheet 2 / Zentrierung mit gewinde DIN 332, Blatt 2

KV275.00  
KV276.00

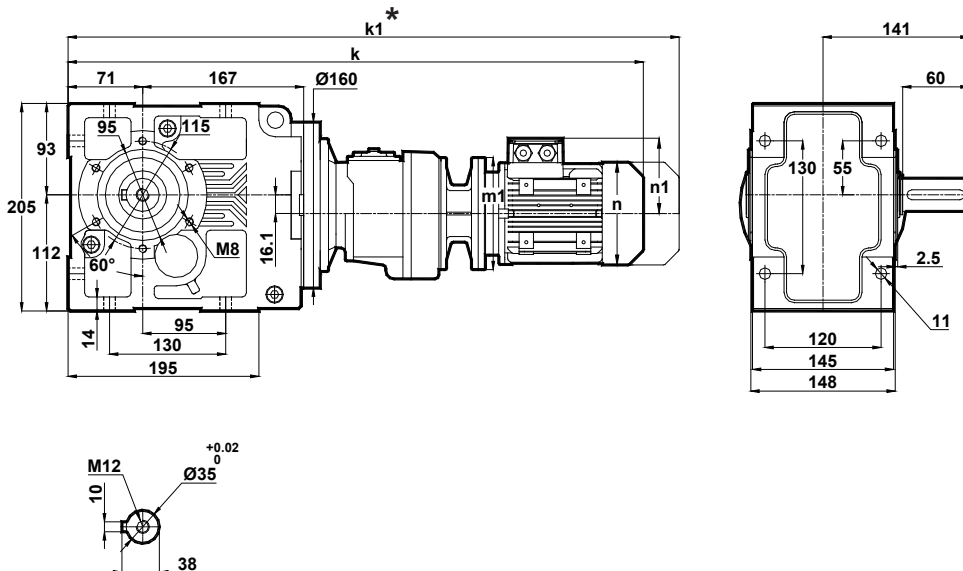


	63/B5 63/B14	71/B5 71/B14	80/B5 80/B14
k	620	640	678
k1	681	731	771
n / n1	121 / 97	137 / 112	155 / 121
m1 (B5)	140	160	200
m1 (B14)	90	105	120

**Morsettiera**  
Terminal Box Positions  
Klemmenkasten Positionen



KV275.01  
KV276.01



	63/B5 63/B14	71/B5 71/B14	80/B5 80/B14
k	620	640	678
k1	681	731	771
n / n1	121 / 97	137 / 112	155 / 121
m1 (B5)	140	160	200
m1 (B14)	90	105	120

La misura "k1" è per motori dotati di freno.  
Dimension "k1" is for motors with brake.  
Maße "k1" ist für Bremsenmotoren.





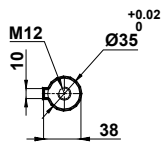
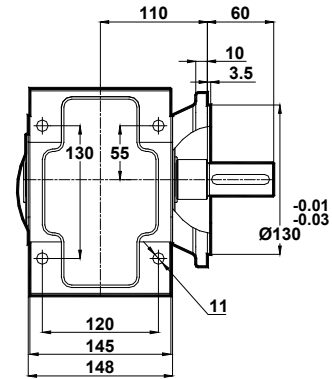
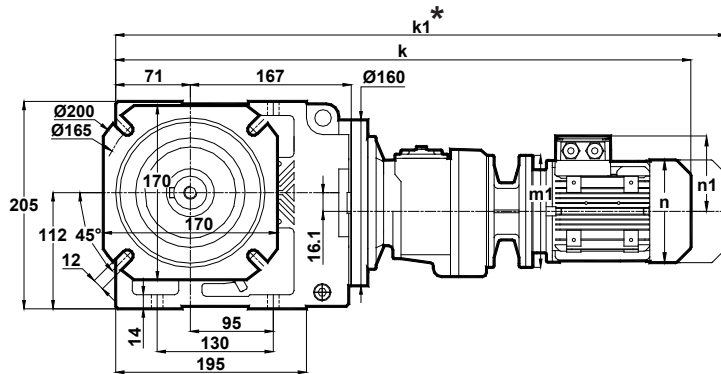
# Tabelle dimensionali

## Dimension Pages

## Abmessungsseiten

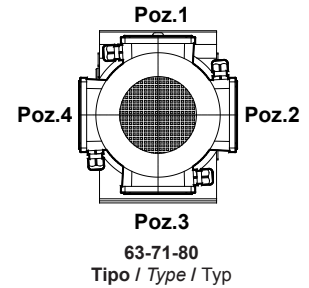
Foro di centraggio filettato secondo DIN 332 foglio 2 / Tapped center hole to DIN 332, sheet 2 / Zentrierung mit gewinde DIN 332, Blatt 2

KV275.02  
KV276.02

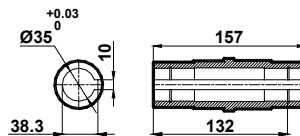
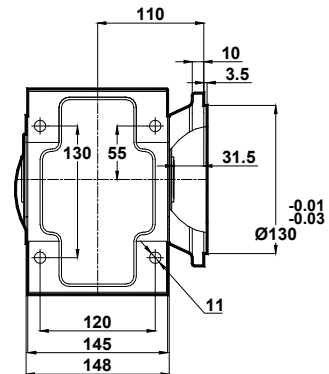
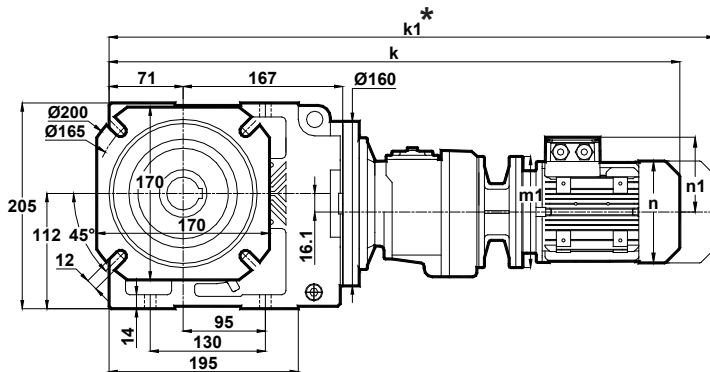


	63/B5 63/B14	71/B5 71/B14	80/B5 80/B14
k	620	640	678
k1	681	731	771
n / n1	121 / 97	137 / 112	155 / 121
m1 (B5)	140	160	200
m1 (B14)	90	105	120

Morsettiera  
Terminal Box Positions  
Klemmenkasten Positionen



KV275.03  
KV276.03



	63/B5 63/B14	71/B5 71/B14	80/B5 80/B14
k	620	640	678
k1	681	731	771
n / n1	121 / 97	137 / 112	155 / 121
m1 (B5)	140	160	200
m1 (B14)	90	105	120

La misura "k1" è per motori dotati di freno.  
Dimension "k1" is for motors with brake.  
Maße "k1" ist für Bremsenmotoren.



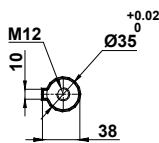
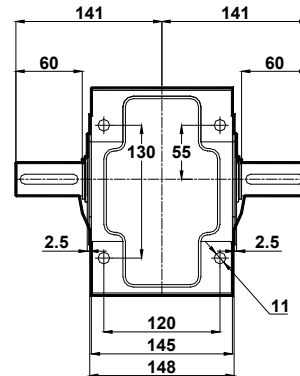
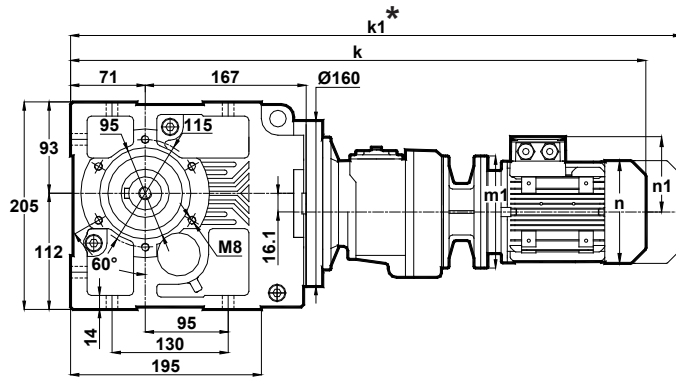
# Tabella dimensionali

## Dimension Pages

### Abmessungsseiten

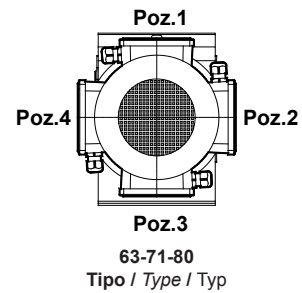
Foro di centraggio filettato secondo DIN 332 foglio 2 / Tapped center hole to DIN 332, sheet 2 / Zentrierung mit gewinde DIN 332, Blatt 2

KV275.04  
KV276.04

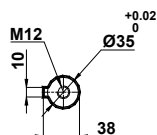
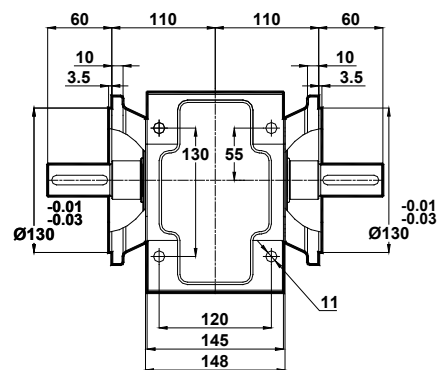
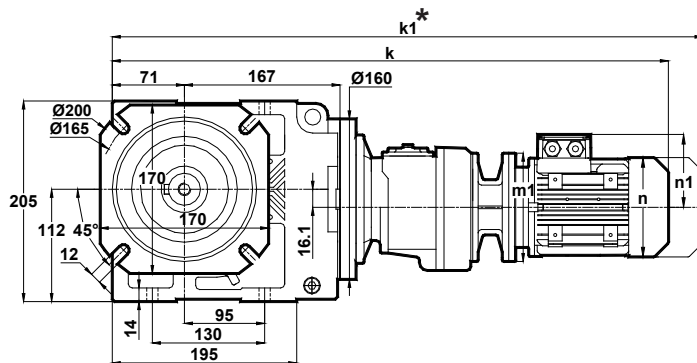


	63/B5 63/B14	71/B5 71/B14	80/B5 80/B14
k	620	640	678
k1	681	731	771
n / n1	121 / 97	137 / 112	155 / 121
m1 (B5)	140	160	200
m1 (B14)	90	105	120

Morsettiera  
Terminal Box Positions  
Klemmenkasten Positionen



KV275.05  
KV276.05



	63/B5 63/B14	71/B5 71/B14	80/B5 80/B14
k	620	640	678
k1	681	731	771
n / n1	121 / 97	137 / 112	155 / 121
m1 (B5)	140	160	200
m1 (B14)	90	105	120

La misura "k1" è per motori dotati di freno.  
Dimension "k1" is for motors with brake.  
Maße "k1" ist für Bremsenmotoren.



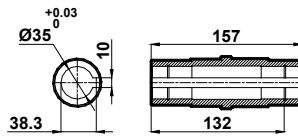
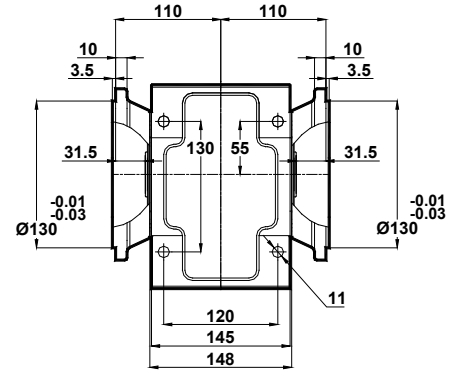
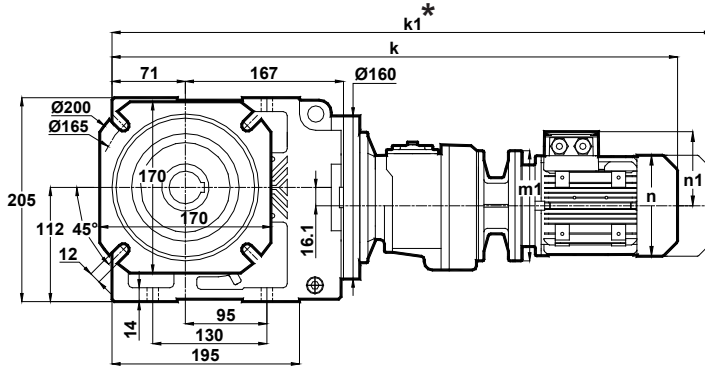
# Tabelle dimensionali

## Dimension Pages

### Abmessungsseiten

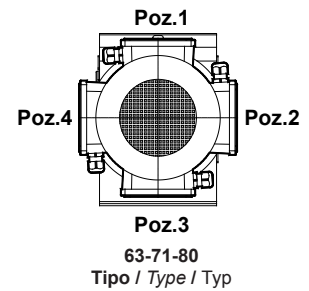
Foro di centraggio filettato secondo DIN 332 foglio 2 / Tapped center hole to DIN 332, sheet 2 / Zentrierung mit gewinde DIN 332, Blatt 2

KV275.08  
KV276.08



	63/B5 63/B14	71/B5 71/B14	80/B5 80/B14
k	620	640	678
k1	681	731	771
n / n1	121 / 97	137 / 112	155 / 121
m1 (B5)	140	160	200
m1 (B14)	90	105	120

Morsettiera  
Terminal Box Positions  
Klemmenkasten Positionen



La misura "k1" è per motori dotati di freno.  
Dimension "k1" is for motors with brake.  
Maße "k1" ist für Bremsenmotoren.



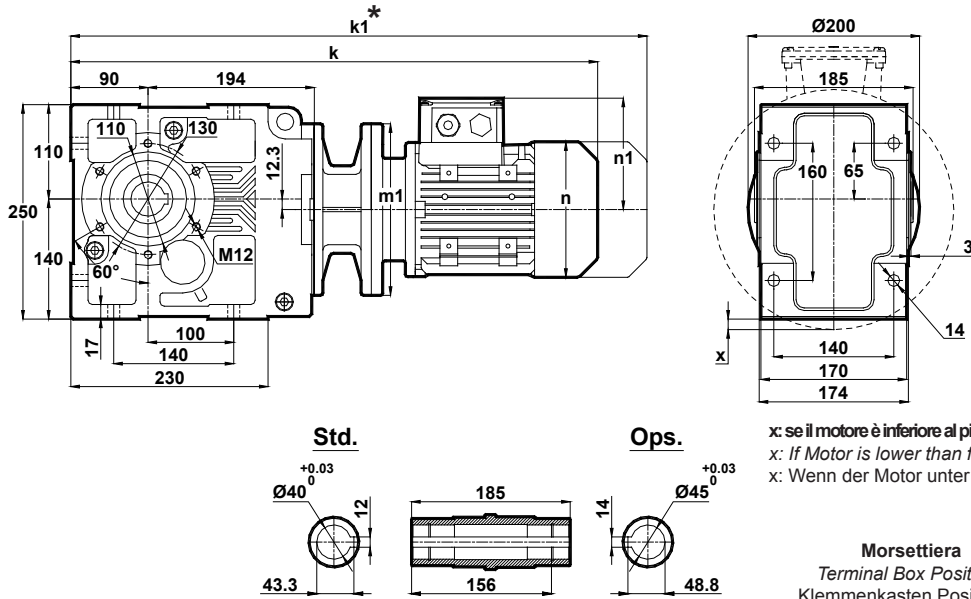
# Tabelle dimensionali

## Dimension Pages

## Abmessungsseiten

Foro di centraggio filettato secondo DIN 332 foglio 2 / Tapped center hole to DIN 332, sheet 2 / Zentrierung mit gewinde DIN 332, Blatt 2

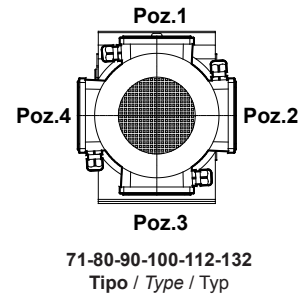
### KV373.00



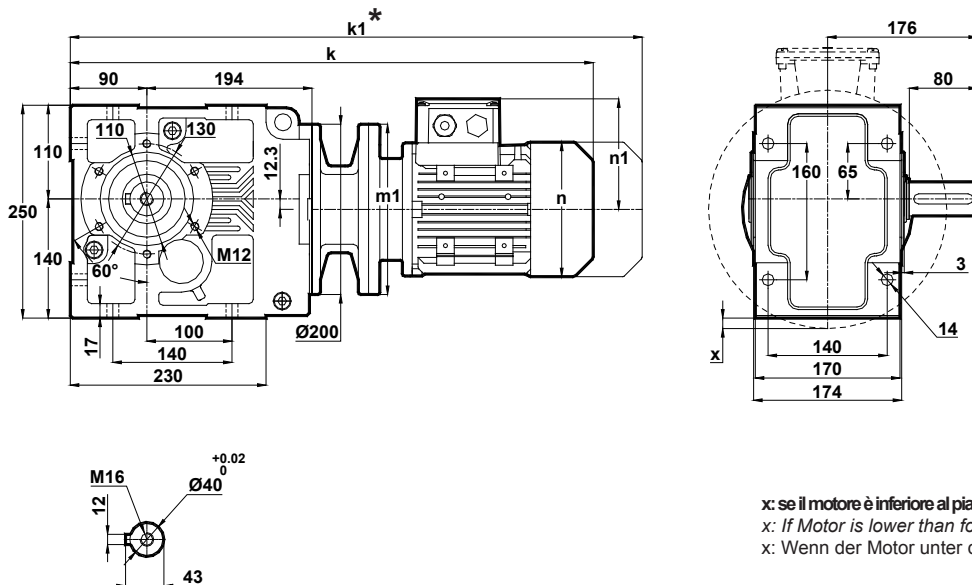
x: se il motore è inferiore al piano di montaggio del piede  
 x: If Motor is lower than foot mounting plane  
 x: Wenn der Motor unter der Fußmontageebene ist

**Morsettiera**  
 Terminal Box Positions  
 Klemmenkasten Positionen

	71/B5	80/B5 80/B14	90S/B5 90S/B14	90L/B5 90L/B14	100L/B5 100L/B14	112M/B5 112M/B14	132S/B5 132S/B14	132M/B5 132M/B14
<b>k</b>	562	585	626	626	678	699	803	803
<b>k1</b>	653	678	730.5	730.5	797.5	803.5	933	933
<b>n / n1</b>	137 / 112	155 / 121	176 / 132	176 / 132	193 / 147	215 / 158	257 / 179	257 / 179
<b>m1 (B5)</b>	160	200	200	200	250	250	300	300
<b>m1 (B14)</b>	-	120	140	140	160	160	200	200
<b>x</b>	-	-	-	-	-	-	0.8	0.8



### KV373.01



x: se il motore è inferiore al piano di montaggio del piede  
 x: If Motor is lower than foot mounting plane  
 x: Wenn der Motor unter der Fußmontageebene ist

	71/B5	80/B5 80/B14	90S/B5 90S/B14	90L/B5 90L/B14	100L/B5 100L/B14	112M/B5 112M/B14	132S/B5 132S/B14	132M/B5 132M/B14
<b>k</b>	562	585	626	626	678	699	803	803
<b>k1</b>	653	678	730.5	730.5	797.5	803.5	933	933
<b>n / n1</b>	137 / 112	155 / 121	176 / 132	176 / 132	193 / 147	215 / 158	257 / 179	257 / 179
<b>m1 (B5)</b>	160	200	200	200	250	250	300	300
<b>m1 (B14)</b>	-	120	140	140	160	160	200	200
<b>x</b>	-	-	-	-	-	-	0.8	0.8

La misura "k1" è per motori dotati di freno.  
 Dimension "k1" is for motors with brake.  
 Maße "k1" ist für Bremsenmotoren.



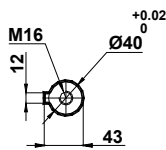
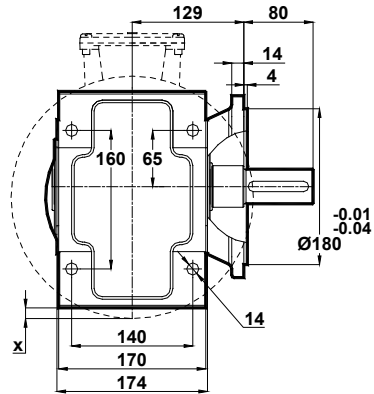
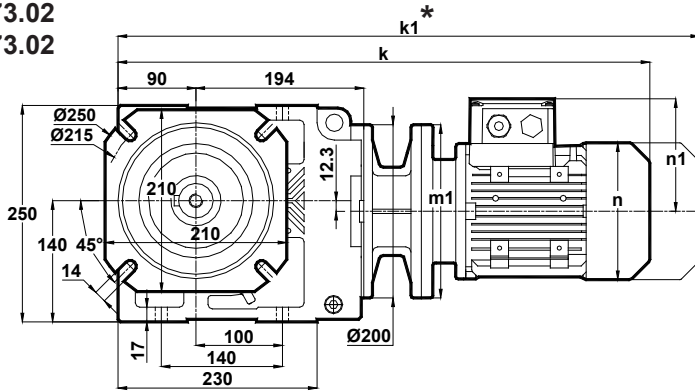
# Tabelle dimensionali

## Dimension Pages

### Abmessungsseiten

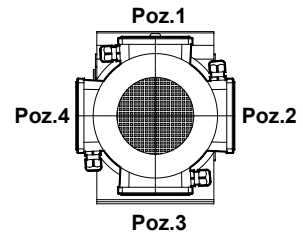
Foro di centraggio filettato secondo DIN 332 foglio 2 / Tapped center hole to DIN 332, sheet 2 / Zentrierung mit gewinde DIN 332, Blatt 2

**KV373.02**  
**KV373.02**



x: se il motore è inferiore al piano di montaggio del piede  
x: If Motor is lower than foot mounting plane  
x: Wenn der Motor unter der Fußmontageebene ist

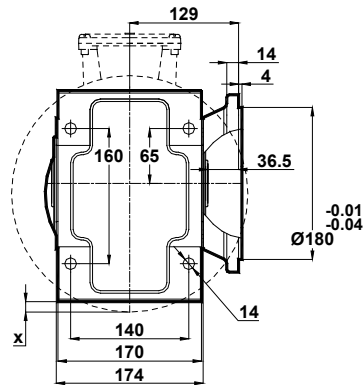
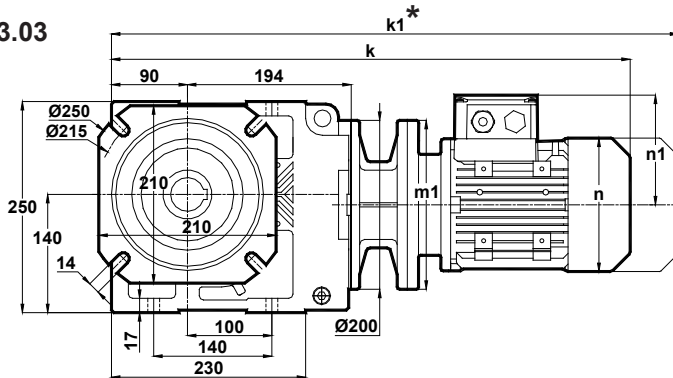
**Morsettiera**  
Terminal Box Positions  
Klemmenkasten Positionen



71-80-90-100-112-132  
Tipo / Type / Typ

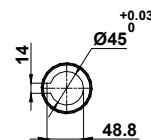
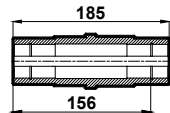
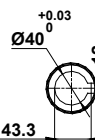
	71/B5	80/B5 80/B14	90S/B5 90S/B14	90L/B5 90L/B14	100L/B5 100L/B14	112M/B5 112M/B14	132S/B5 132S/B14	132M/B5 132M/B14
k	562	585	626	626	678	699	803	803
k1	653	678	730.5	730.5	797.5	803.5	933	933
n / n1	137 / 112	155 / 121	176 / 132	176 / 132	193 / 147	215 / 158	257 / 179	257 / 179
m1 (B5)	160	200	200	200	250	250	300	300
m1 (B14)	-	120	140	140	160	160	200	200
x	-	-	-	-	-	-	0.8	0.8

**KV373.03**



**Std.**

**Ops.**



x: se il motore è inferiore al piano di montaggio del piede  
x: If Motor is lower than foot mounting plane  
x: Wenn der Motor unter der Fußmontageebene ist

	71/B5	80/B5 80/B14	90S/B5 90S/B14	90L/B5 90L/B14	100L/B5 100L/B14	112M/B5 112M/B14	132S/B5 132S/B14	132M/B5 132M/B14
k	562	585	626	626	678	699	803	803
k1	653	678	730.5	730.5	797.5	803.5	933	933
n / n1	137 / 112	155 / 121	176 / 132	176 / 132	193 / 147	215 / 158	257 / 179	257 / 179
m1 (B5)	160	200	200	200	250	250	300	300
m1 (B14)	-	120	140	140	160	160	200	200
x	-	-	-	-	-	-	0.8	0.8

La misura "k1" è per motori dotati di freno.  
Dimension "k1" is for motors with brake.  
Maße "k1" ist für Bremsenmotoren.



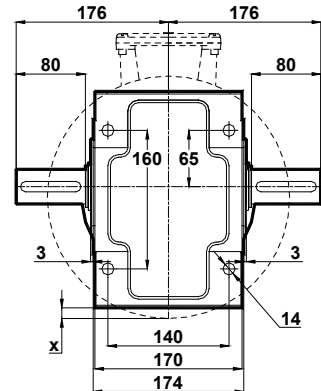
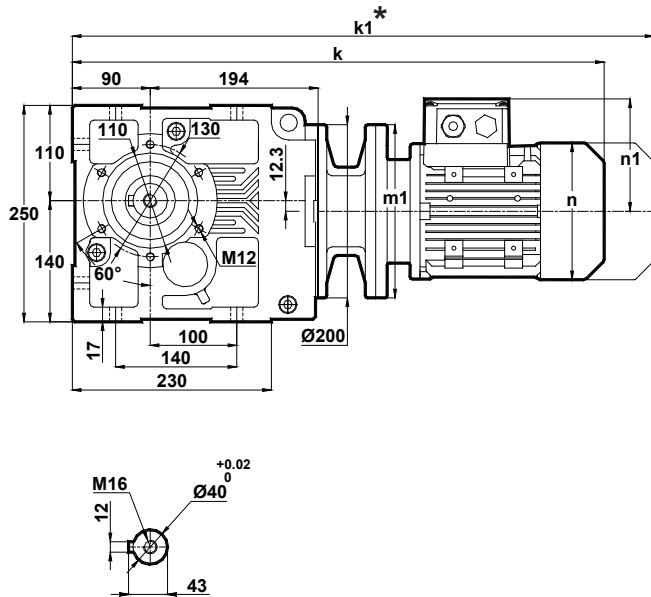
# Tabelle dimensionali

## Dimension Pages

## Abmessungsseiten

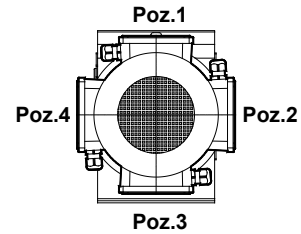
Foro di centraggio filettato secondo DIN 332 foglio 2 / Tapped center hole to DIN 332, sheet 2 / Zentrierung mit gewinde DIN 332, Blatt 2

**KV373.04**  
**KV373.04**



x: se il motore è inferiore al piano di montaggio del piede  
x: If Motor is lower than foot mounting plane  
x: Wenn der Motor unter der Fußmontageebene ist

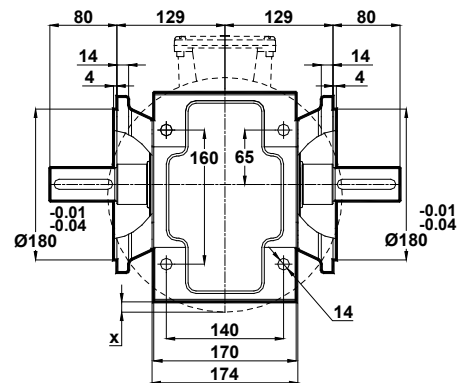
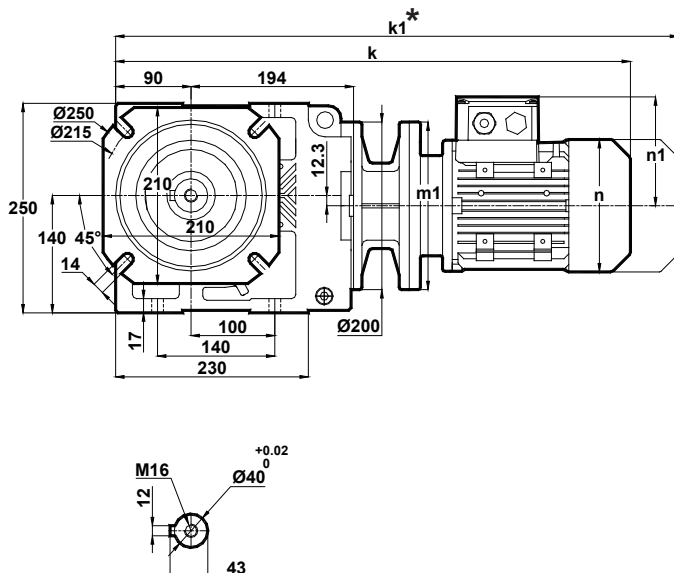
**Morsettiera**  
Terminal Box Positions  
Klemmenkasten Positionen



71-80-90-100-112-132  
Tipo / Type / Typ

	71/B5	80/B5 80/B14	90S/B5 90S/B14	90L/B5 90L/B14	100L/B5 100L/B14	112M/B5 112M/B14	132S/B5 132S/B14	132M/B5 132M/B14
k	562	585	626	626	678	699	803	803
k1	653	678	730.5	730.5	797.5	803.5	933	933
n / n1	137 / 112	155 / 121	176 / 132	176 / 132	193 / 147	215 / 158	257 / 179	257 / 179
m1 (B5)	160	200	200	200	250	250	300	300
m1 (B14)	-	120	140	140	160	160	200	200
x	-	-	-	-	-	-	0.8	0.8

**KV373.05**  
**KV373.05**



x: se il motore è inferiore al piano di montaggio del piede  
x: If Motor is lower than foot mounting plane  
x: Wenn der Motor unter der Fußmontageebene ist

	71/B5	80/B5 80/B14	90S/B5 90S/B14	90L/B5 90L/B14	100L/B5 100L/B14	112M/B5 112M/B14	132S/B5 132S/B14	132M/B5 132M/B14
k	562	585	626	626	678	699	803	803
k1	653	678	730.5	730.5	797.5	803.5	933	933
n / n1	137 / 112	155 / 121	176 / 132	176 / 132	193 / 147	215 / 158	257 / 179	257 / 179
m1 (B5)	160	200	200	200	250	250	300	300
m1 (B14)	-	120	140	140	160	160	200	200
x	-	-	-	-	-	-	0.8	0.8

La misura "k1" è per motori dotati di freno.  
Dimension "k1" is for motors with brake.  
Maße "k1" ist für Bremsenmotoren.



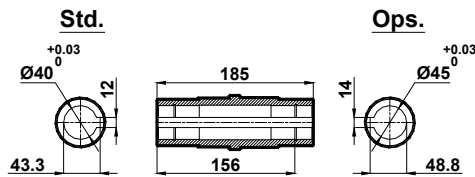
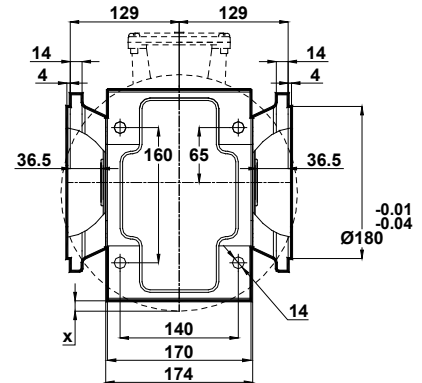
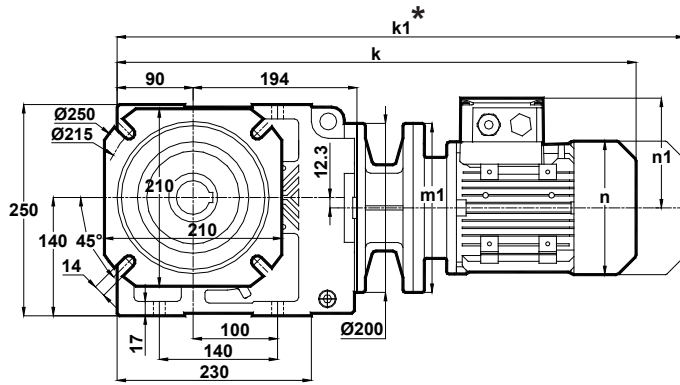
# Tabelle dimensionali

## Dimension Pages

## Abmessungsseiten

Foro di centraggio filettato secondo DIN 332 foglio 2 / Tapped center hole to DIN 332, sheet 2 / Zentrierung mit gewinde DIN 332, Blatt 2

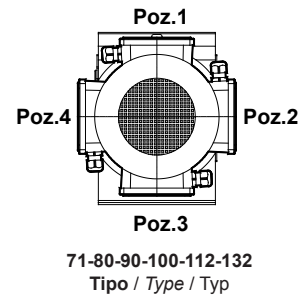
**KV373.08**  
**KV373.08**




x: se il motore è inferiore al piano di montaggio del piede  
x: If Motor is lower than foot mounting plane  
x: Wenn der Motor unter der Fußmontageebene ist

**Morsettiera**  
Terminal Box Positions  
Klemmenkasten Positionen

	71/B5	80/B5 80/B14	90S/B5 90S/B14	90L/B5 90L/B14	100L/B5 100L/B14	112M/B5 112M/B14	132S/B5 132S/B14	132M/B5 132M/B14
<b>k</b>	562	585	626	626	678	699	803	803
<b>k1</b>	653	678	730.5	730.5	797.5	803.5	933	933
<b>n / n1</b>	137 / 112	155 / 121	176 / 132	176 / 132	193 / 147	215 / 158	257 / 179	257 / 179
<b>m1 (B5)</b>	160	200	200	200	250	250	300	300
<b>m1 (B14)</b>	-	120	140	140	160	160	200	200
<b>x</b>	-	-	-	-	-	-	0.8	0.8



La misura "k1" è per motori dotati di freno.  
Dimension "k1" is for motors with brake.  
Maße "k1" ist für Bremsenmotoren.



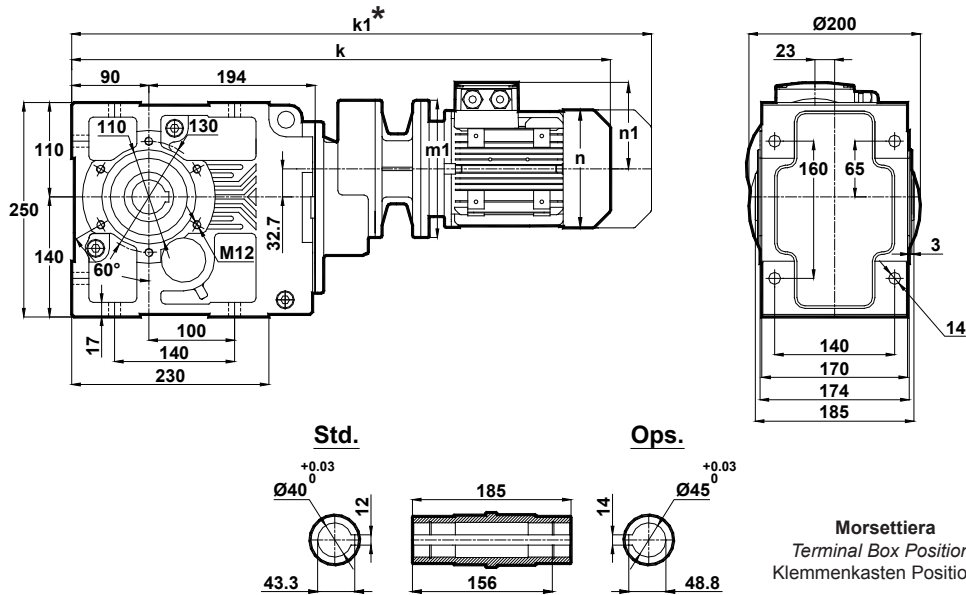
# Tabelle dimensionali

## Dimension Pages

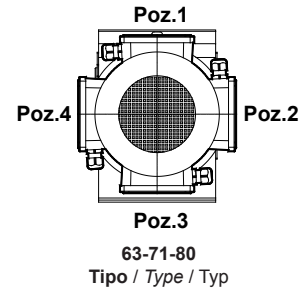
### Abmessungsseiten

Foro di centraggio filettato secondo DIN 332 foglio 2 / Tapped center hole to DIN 332, sheet 2 / Zentrierung mit gewinde DIN 332, Blatt 2

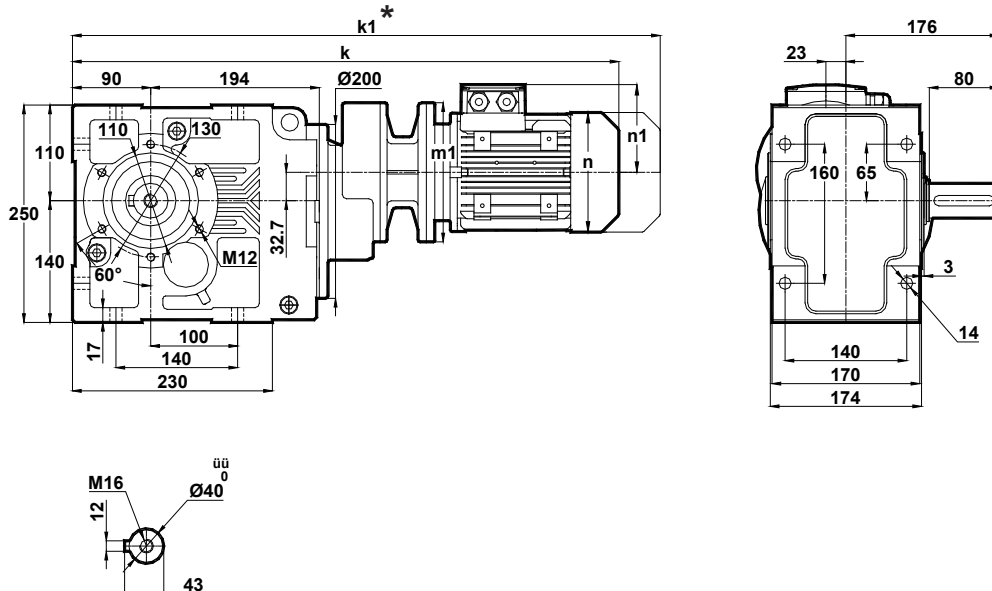
#### KV374.00



	63/B5	71/B5 71/B14	80/B5 80/B14
k	621	610	662
k1	682	701	755
n / n1	121 / 97	137 / 121	155 / 121
m1 (B5)	140	160	200
m1 (B14)	-	105	120



#### KV374.01



	63/B5	71/B5 71/B14	80/B5 80/B14
k	621	610	662
k1	682	701	755
n / n1	121 / 97	137 / 121	155 / 121
m1 (B5)	140	160	200
m1 (B14)	-	105	120

La misura "k1" è per motori dotati di freno.  
Dimension "k1" is for motors with brake.  
Maße "k1" ist für Bremsenmotoren.





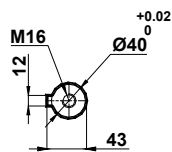
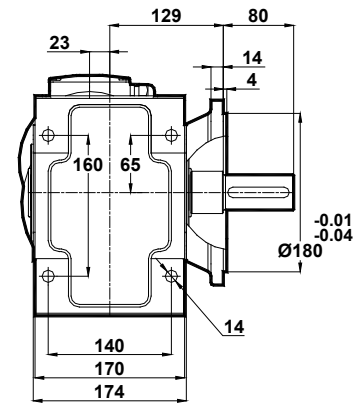
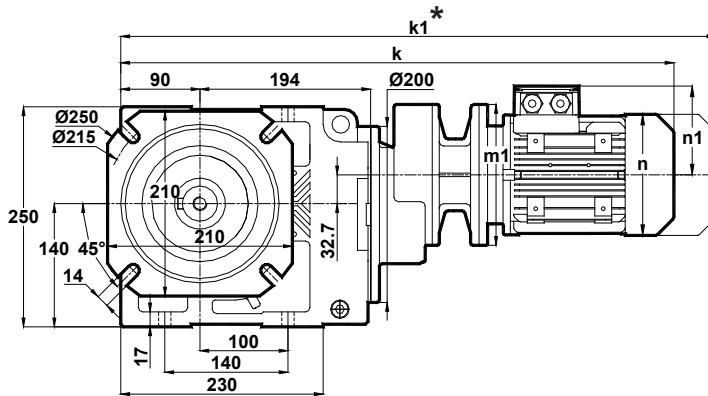
# Tabelle dimensionali

## Dimension Pages

### Abmessungsseiten

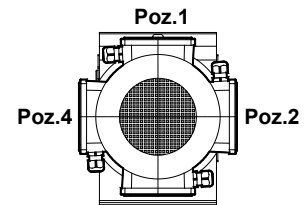
Foro di centraggio filettato secondo DIN 332 foglio 2 / Tapped center hole to DIN 332, sheet 2 / Zentrierung mit gewinde DIN 332, Blatt 2

#### KV374.02



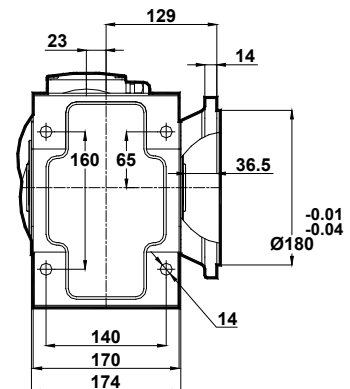
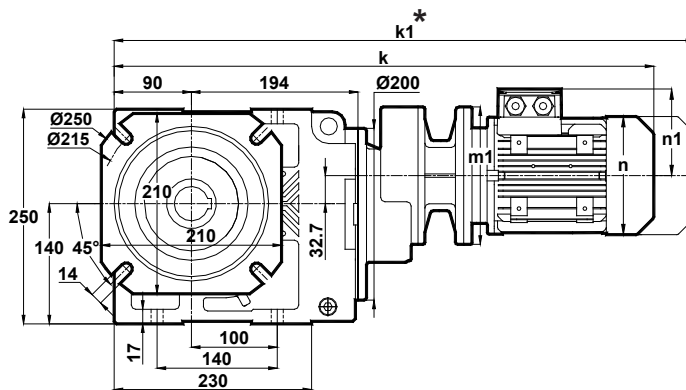
	63/B5	71/B5 71/B14	80/B5 80/B14
k	621	610	662
k1	682	701	755
n / n1	121 / 97	137 / 121	155 / 121
m1 (B5)	140	160	200
m1 (B14)	-	105	120

Morsettiera  
Terminal Box Positions  
Klemmenkasten Positionen

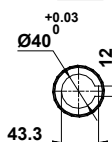


Poz.3  
63-71-80  
Tipo / Type / Typ

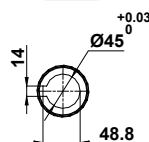
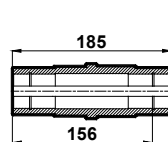
#### KV374.03



Std.




Ops.



	63/B5	71/B5 71/B14	80/B5 80/B14
k	621	610	662
k1	682	701	755
n / n1	121 / 97	137 / 121	155 / 121
m1 (B5)	140	160	200
m1 (B14)	-	105	120

La misura "k1" è per motori dotati di freno.  
Dimension "k1" is for motors with brake.  
Maße "k1" ist für Bremsenmotoren.



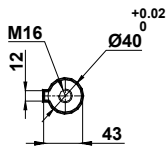
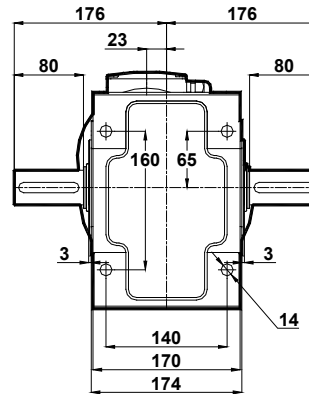
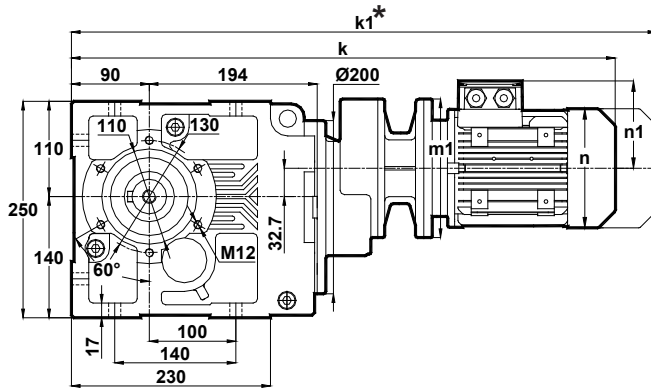
# Tabella dimensionali

## Dimension Pages

### Abmessungsseiten

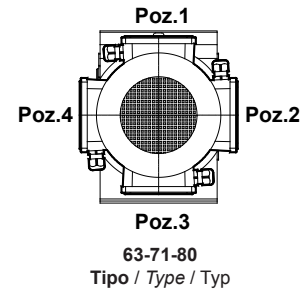
Foro di centraggio filettato secondo DIN 332 foglio 2 / Tapped center hole to DIN 332, sheet 2 / Zentrierung mit gewinde DIN 332, Blatt 2

#### KV374.04

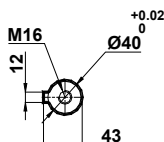
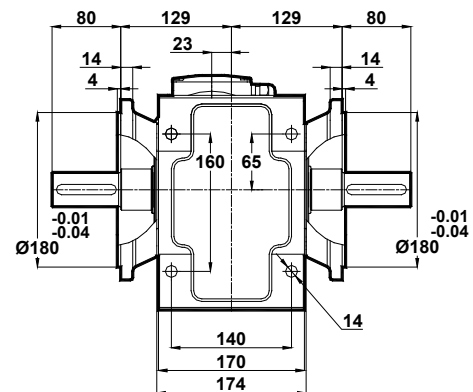
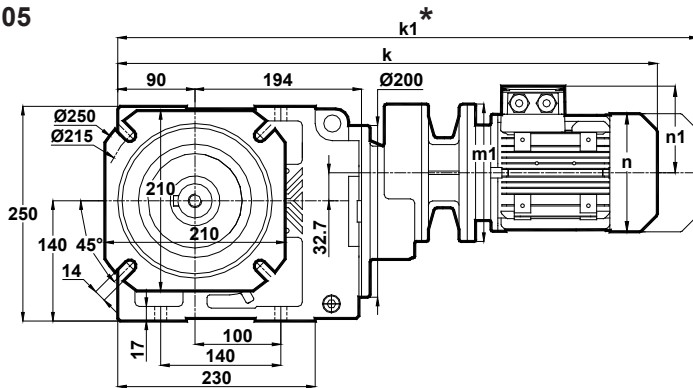


**Morsettiera**  
Terminal Box Positions  
Klemmenkasten Positionen

	63/B5	71/B5 71/B14	80/B5 80/B14
k	621	610	662
k1	682	701	755
n / n1	121 / 97	137 / 121	155 / 121
m1 (B5)	140	160	200
m1 (B14)	-	105	120




#### KV374.05



	63/B5	71/B5 71/B14	80/B5 80/B14
k	621	610	662
k1	682	701	755
n / n1	121 / 97	137 / 121	155 / 121
m1 (B5)	140	160	200
m1 (B14)	-	105	120

La misura "k1" è per motori dotati di freno.  
Dimension "k1" is for motors with brake.  
Maße "k1" ist für Bremsenmotoren.



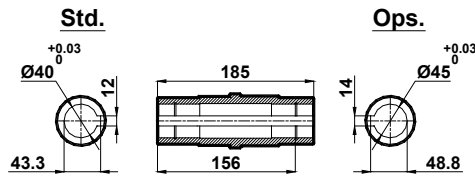
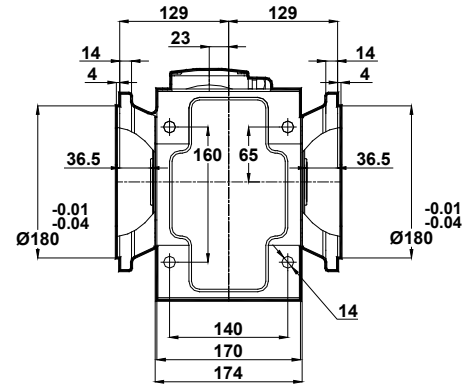
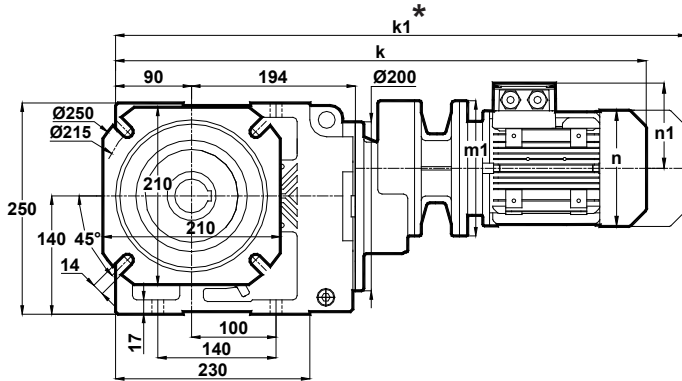
# Tabelle dimensionali

## Dimension Pages

### Abmessungsseiten

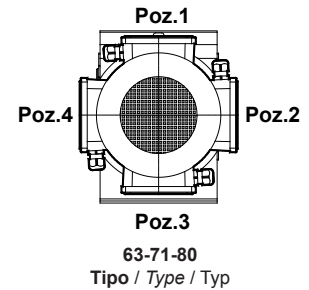
Foro di centraggio filettato secondo DIN 332 foglio 2 / Tapped center hole to DIN 332, sheet 2 / Zentrierung mit gewinde DIN 332, Blatt 2

**KV374.08**




**Morsettiera**  
Terminal Box Positions  
Klemmenkasten Positionen

	63/B5	71/B5 71/B14	80/B5 80/B14
k	621	610	662
k1	682	701	755
n / n1	121 / 97	137 / 121	155 / 121
m1 (B5)	140	160	200
m1 (B14)	-	105	120



La misura "k1" è per motori dotati di freno.  
Dimension "k1" is for motors with brake.  
Maße "k1" ist für Bremsenmotoren.



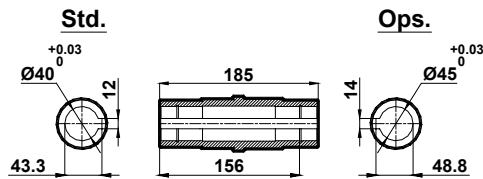
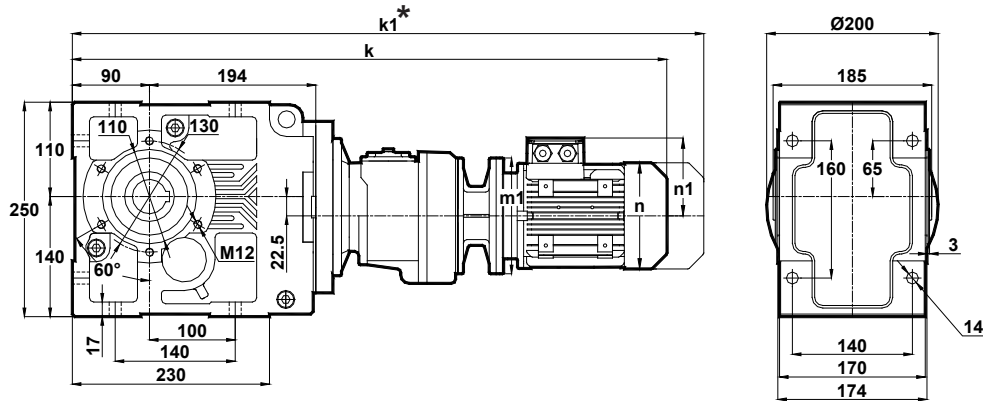
# Tabella dimensionali

## Dimension Pages

### Abmessungsseiten

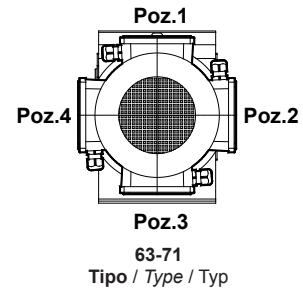
Foro di centraggio filettato secondo DIN 332 foglio 2 / Tapped center hole to DIN 332, sheet 2 / Zentrierung mit gewinde DIN 332, Blatt 2

KV375.00  
KV376.00

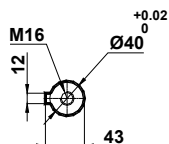
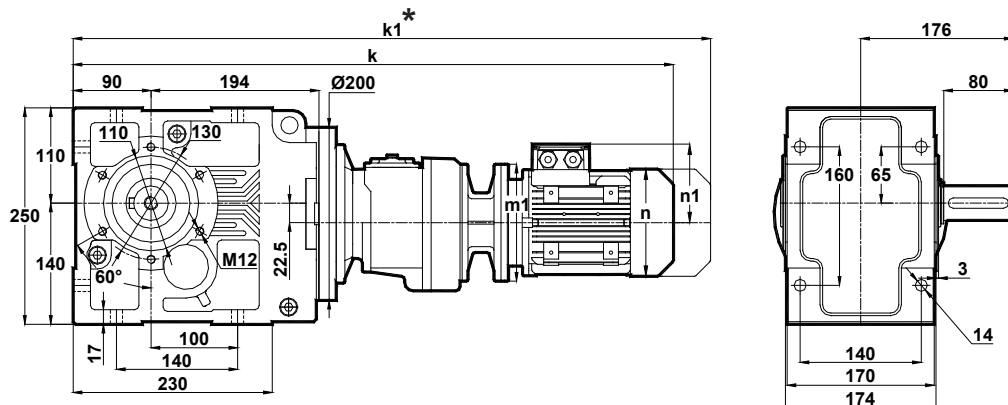


**Morsettiera**  
Terminal Box Positions  
Klemmenkasten Positionen

	63/B5 63/B14	71/B5 71/B14
k	688	706
k1	749	797
n / n1	121 / 97	137 / 112
m1 (B5)	140	160
m1 (B14)	90	105



KV375.01  
KV376.01



	63/B5 63/B14	71/B5 71/B14
k	688	706
k1	749	797
n / n1	121 / 97	137 / 112
m1 (B5)	140	160
m1 (B14)	90	105

La misura "k1" è per motori dotati di freno.  
Dimension "k1" is for motors with brake.  
Maße "k1" ist für Bremsenmotoren.



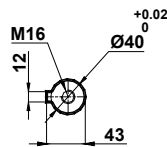
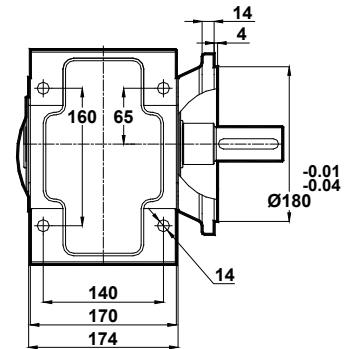
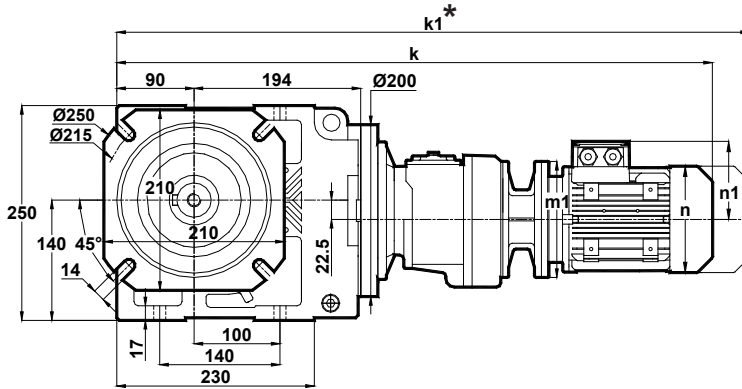
# Tabelle dimensionali

## Dimension Pages

### Abmessungsseiten

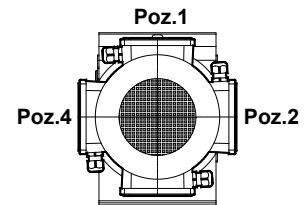
Foro di centraggio filettato secondo DIN 332 foglio 2 / Tapped center hole to DIN 332, sheet 2 / Zentrierung mit gewinde DIN 332, Blatt 2

KV375.02  
KV376.02



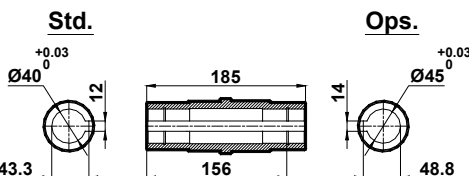
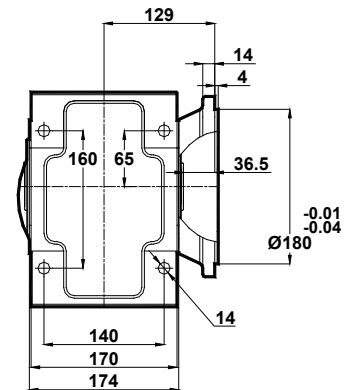
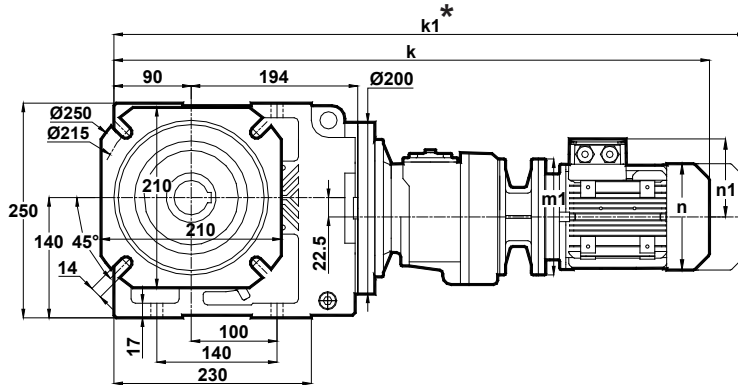
**Morsettiera**  
Terminal Box Positions  
Klemmenkasten Positionen

	63/B5 63/B14	71/B5 71/B14
k	688	706
k1	749	797
n / n1	121 / 97	137 / 112
m1 (B5)	140	160
m1 (B14)	90	105



**Poz.3**  
63-71  
Tipo / Type / Typ

KV375.03  
KV376.03



	63/B5 63/B14	71/B5 71/B14
k	688	706
k1	749	797
n / n1	121 / 97	137 / 112
m1 (B5)	140	160
m1 (B14)	90	105

La misura "k1" è per motori dotati di freno.  
Dimension "k1" is for motors with brake.  
Maße "k1" ist für Bremsenmotoren.



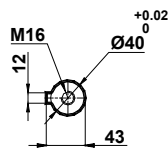
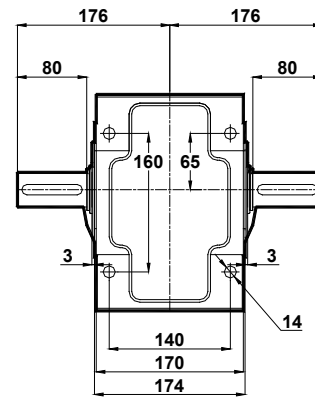
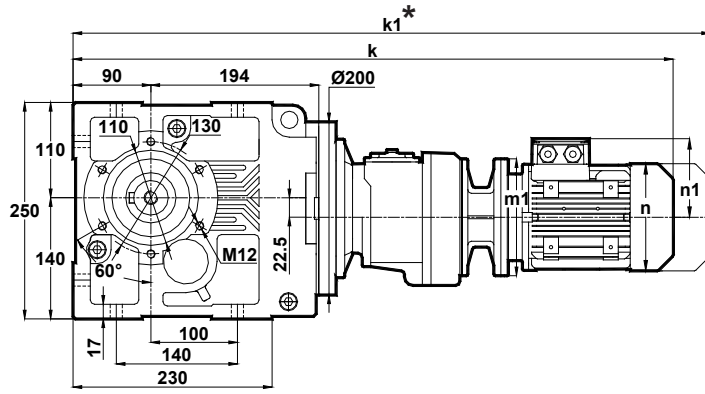
# Tabella dimensionali

## Dimension Pages

## Abmessungsseiten

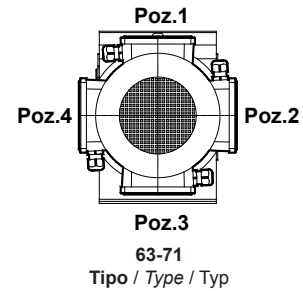
Foro di centraggio filettato secondo DIN 332 foglio 2 / Tapped center hole to DIN 332, sheet 2 / Zentrierung mit gewinde DIN 332, Blatt 2

**KV375.04**  
**KV376.04**

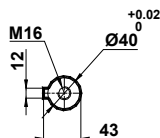
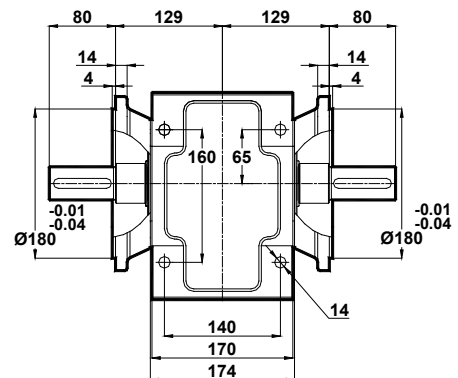
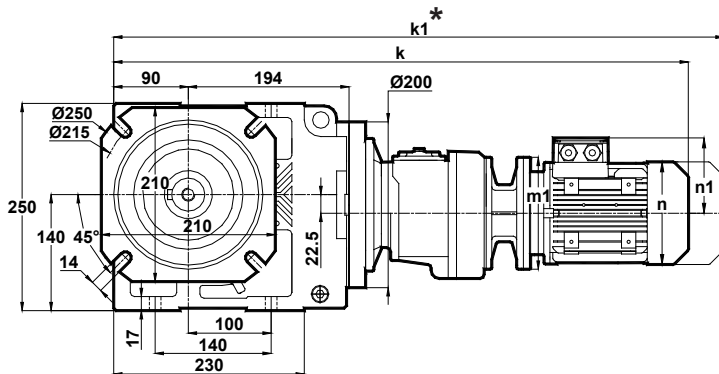


	63/B5 63/B14	71/B5 71/B14
k	688	706
k1	749	797
n / n1	121 / 97	137 / 112
m1 (B5)	140	160
m1 (B14)	90	105

**Morsettiera**  
Terminal Box Positions  
Klemmenkasten Positionen



**KV375.05**  
**KV376.05**



	63/B5 63/B14	71/B5 71/B14
k	688	706
k1	749	797
n / n1	121 / 97	137 / 112
m1 (B5)	140	160
m1 (B14)	90	105

La misura "k1" è per motori dotati di freno.  
Dimension "k1" is for motors with brake.  
Maße "k1" ist für Bremsenmotoren.



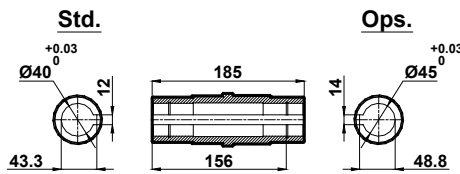
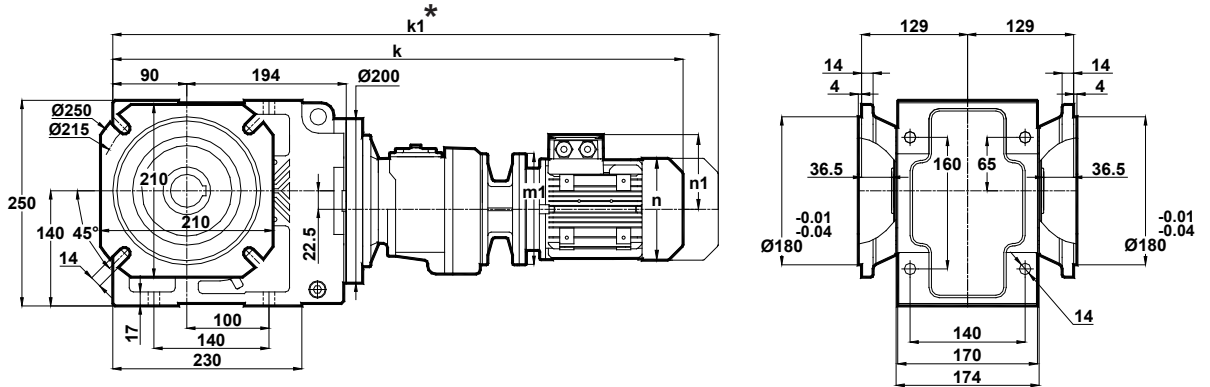
# Tabelle dimensionali

## Dimension Pages

### Abmessungsseiten

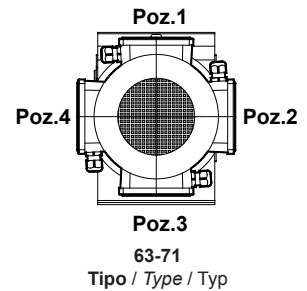
Foro di centraggio filettato secondo DIN 332 foglio 2 / Tapped center hole to DIN 332, sheet 2 / Zentrierung mit gewinde DIN 332, Blatt 2

KV375.08  
KV376.08



**Morsettiera**  
Terminal Box Positions  
Klemmenkasten Positionen

	63/B5 63/B14	71/B5 71/B14
k	688	706
k1	749	797
n / n1	121 / 97	137 / 112
m1 (B5)	140	160
m1 (B14)	90	105



La misura "k1" è per motori dotati di freno.  
Dimension "k1" is for motors with brake.  
Maße "k1" ist für Bremsenmotoren.



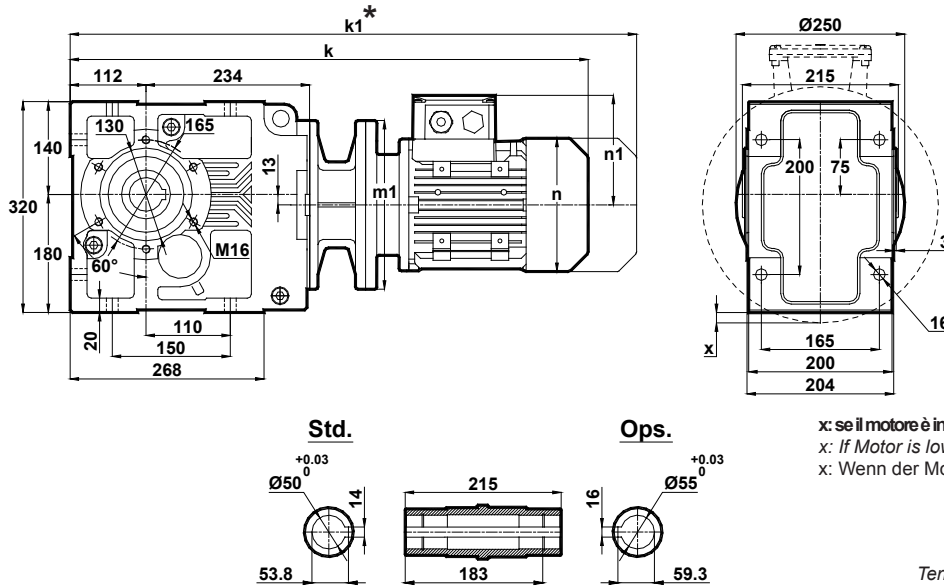
# Tabella dimensionali

## Dimension Pages

## Abmessungsseiten

Foro di centraggio filettato secondo DIN 332 foglio 2 / Tapped center hole to DIN 332, sheet 2 / Zentrierung mit gewinde DIN 332, Blatt 2

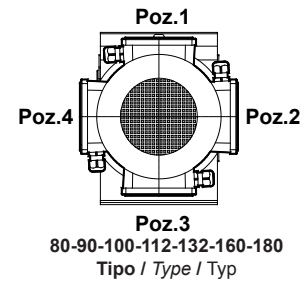
### KV473.00



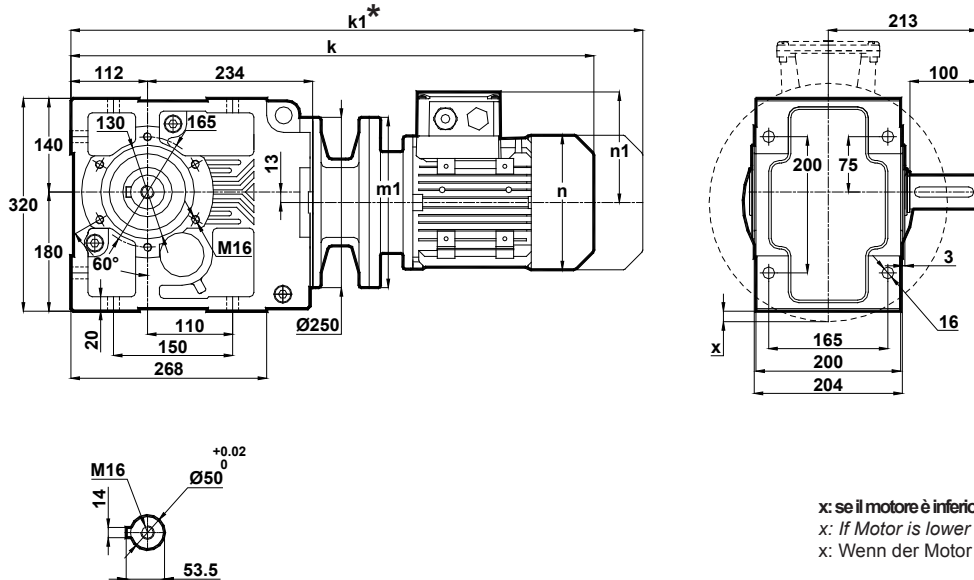
x: se il motore è inferiore al piano di montaggio del piede  
 x: If Motor is lower than foot mounting plane  
 x: Wenn der Motor unter der Fußmontageebene ist

Morsettiera  
 Terminal Box Positions  
 Klemmenkasten Positionen

	80/B5	90S/B5 90S/B14	90L/B5 90L/B14	100L/B5 100L/B14	112M/B5 112M/B14	132S/B5 132S/B14	132M/B5 132M/B14	160M/B5	160L/B5	180M/B5	180L/B5
k	637	678	678	732	752	855	855	1014	1014	1103	1103
k1	730	782.5	782.5	851.5	856.5	985	985	1194	1194	1273.5	1273.5
n / n1	155 / 121	176 / 132	176 / 132	193 / 147	215 / 158	257 / 179	257 / 179	315 / 219	315 / 219	347 / 234	347 / 234
m1 (B5)	200	200	200	250	250	300	300	350	350	350	350
m1 (B14)	-	140	140	160	160	200	200	-	-	-	-
x	-	-	-	-	-	-	-	-	-	6.5	6.5



### KV473.01



x: se il motore è inferiore al piano di montaggio del piede  
 x: If Motor is lower than foot mounting plane  
 x: Wenn der Motor unter der Fußmontageebene ist

	80/B5	90S/B5 90S/B14	90L/B5 90L/B14	100L/B5 100L/B14	112M/B5 112M/B14	132S/B5 132S/B14	132M/B5 132M/B14	160M/B5	160L/B5	180M/B5	180L/B5
k	637	678	678	732	752	855	855	1014	1014	1103	1103
k1	730	782.5	782.5	851.5	856.5	985	985	1194	1194	1273.5	1273.5
n / n1	155 / 121	176 / 132	176 / 132	193 / 147	215 / 158	257 / 179	257 / 179	315 / 219	315 / 219	347 / 234	347 / 234
m1 (B5)	200	200	200	250	250	300	300	350	350	350	350
m1 (B14)	-	140	140	160	160	200	200	-	-	-	-
x	-	-	-	-	-	-	-	-	-	6.5	6.5

La misura "k1" è per motori dotati di freno.  
 Dimension "k1" is for motors with brake.  
 Maße "k1" ist für Bremsenmotoren.

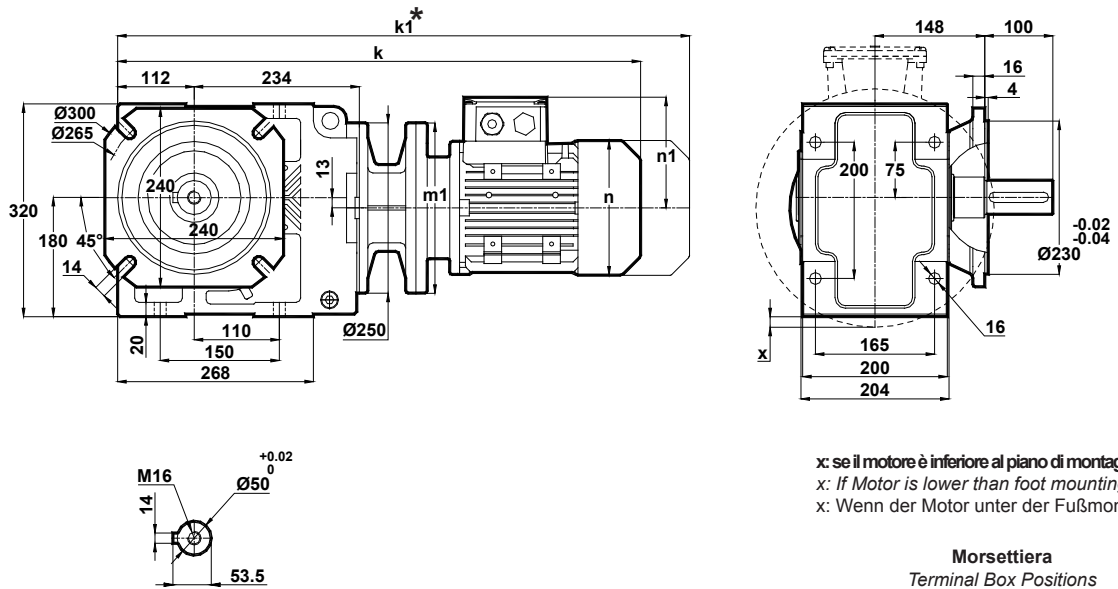




# Tabella dimensionali Dimension Pages Abmessungsseiten

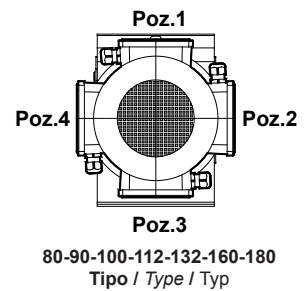
Foro di centraggio filettato secondo DIN 332 foglio 2 / Tapped center hole to DIN 332, sheet 2 / Zentrierung mit gewinde DIN 332, Blatt 2

## KV473.02



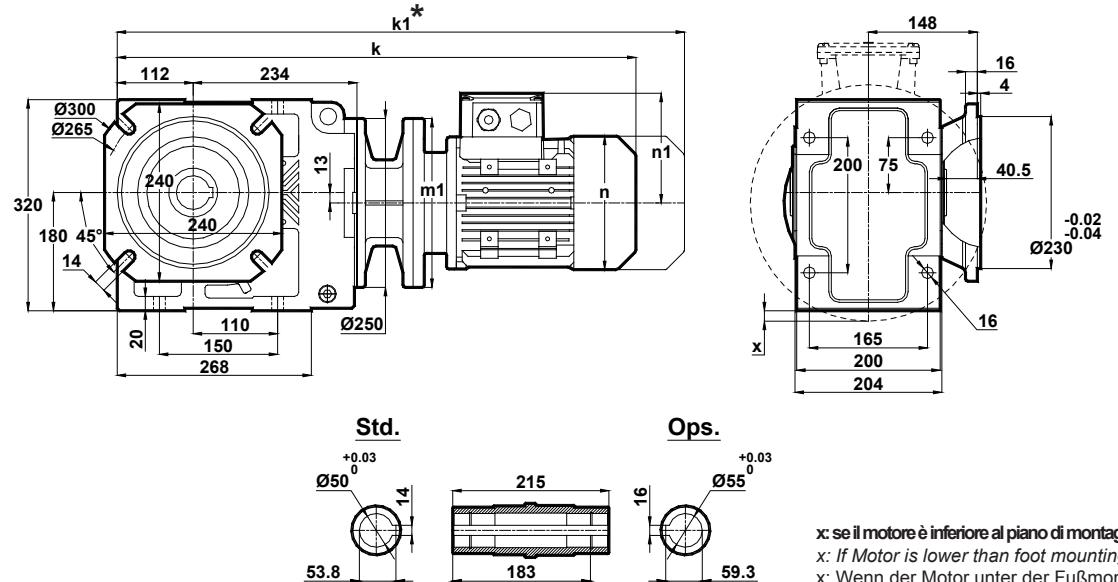
x: se il motore è inferiore al piano di montaggio del piede  
x: If Motor is lower than foot mounting plane  
x: Wenn der Motor unter der Fußmontageebene ist

Morsettiera  
Terminal Box Positions  
Klemmenkasten Positionen



	80/B5	90S/B5 90S/B14	90L/B5 90L/B14	100L/B5 100L/B14	112M/B5 112M/B14	132S/B5 132S/B14	132M/B5 132M/B14	160M/B5	160L/B5	180M/B5	180L/B5
k	637	678	678	732	752	855	855	1014	1014	1103	1103
k1	730	782.5	782.5	851.5	856.5	985	985	1194	1194	1273.5	1273.5
n / n1	155 / 121	176 / 132	176 / 132	193 / 147	215 / 158	257 / 179	257 / 179	315 / 219	315 / 219	347 / 234	347 / 234
m1 (B5)	200	200	200	250	250	300	300	350	350	350	350
m1 (B14)	-	140	140	160	160	200	200	-	-	-	-
x	-	-	-	-	-	-	-	-	-	6.5	6.5


## KV473.03



x: se il motore è inferiore al piano di montaggio del piede  
x: If Motor is lower than foot mounting plane  
x: Wenn der Motor unter der Fußmontageebene ist

La misura "k1" è per motori dotati di freno.  
Dimension "k1" is for motors with brake.  
Maße "k1" ist für Bremsenmotoren.

	80/B5	90S/B5 90S/B14	90L/B5 90L/B14	100L/B5 100L/B14	112M/B5 112M/B14	132S/B5 132S/B14	132M/B5 132M/B14	160M/B5	160L/B5	180M/B5	180L/B5
k	637	678	678	732	752	855	855	1014	1014	1103	1103
k1	730	782.5	782.5	851.5	856.5	985	985	1194	1194	1273.5	1273.5
n / n1	155 / 121	176 / 132	176 / 132	193 / 147	215 / 158	257 / 179	257 / 179	315 / 219	315 / 219	347 / 234	347 / 234
m1 (B5)	200	200	200	250	250	300	300	350	350	350	350
m1 (B14)	-	140	140	160	160	200	200	-	-	-	-
x	-	-	-	-	-	-	-	-	-	6.5	6.5



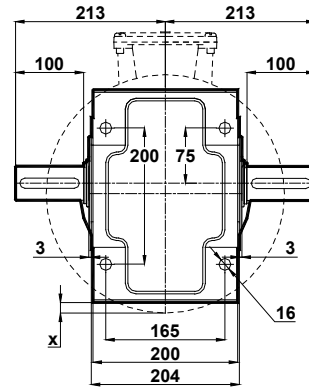
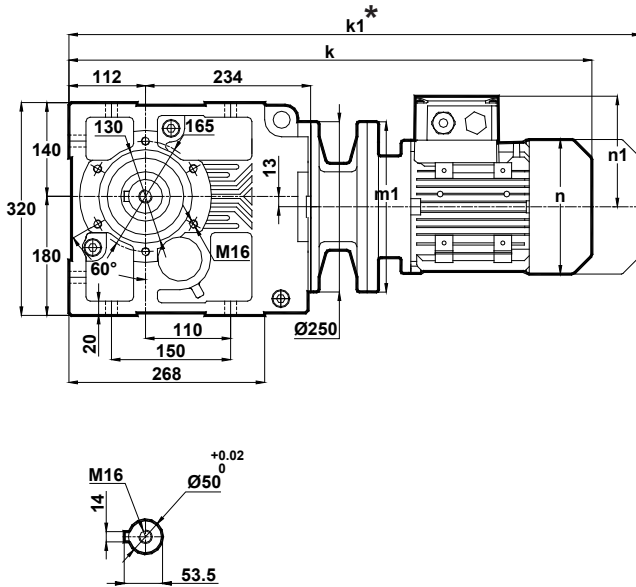
# Tabella dimensionali

## Dimension Pages

## Abmessungsseiten

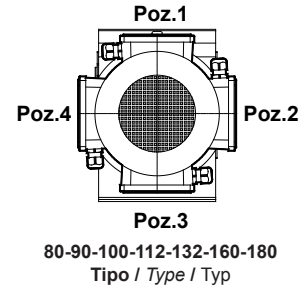
Foro di centraggio filettato secondo DIN 332 foglio 2 / Tapped center hole to DIN 332, sheet 2 / Zentrierung mit gewinde DIN 332, Blatt 2

### KV473.04



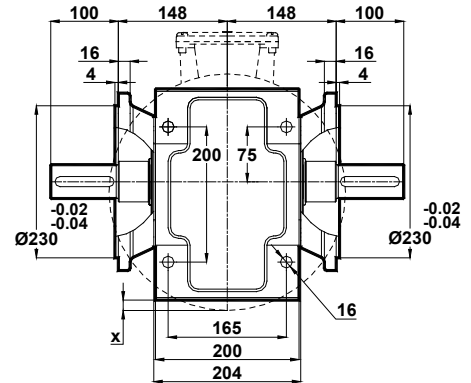
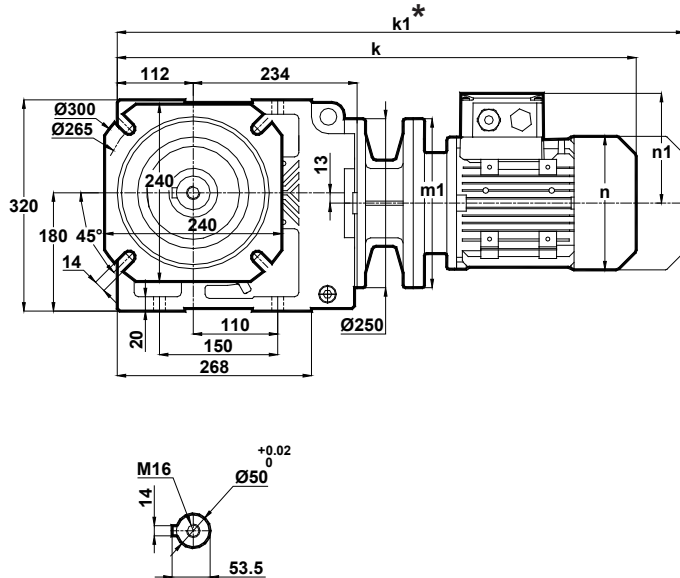
x: se il motore è inferiore al piano di montaggio del piede  
 x: If Motor is lower than foot mounting plane  
 x: Wenn der Motor unter der Fußmontageebene ist

Morsettiera  
 Terminal Box Positions  
 Klemmenkasten Positionen



	80/B5	90S/B5 90S/B14	90L/B5 90L/B14	100L/B5 100L/B14	112M/B5 112M/B14	132S/B5 132S/B14	132M/B5 132M/B14	160M/B5	160L/B5	180M/B5	180L/B5
k	637	678	678	732	752	855	855	1014	1014	1103	1103
k1	730	782.5	782.5	851.5	856.5	985	985	1194	1194	1273.5	1273.5
n / n1	155 / 121	176 / 132	176 / 132	193 / 147	215 / 158	257 / 179	257 / 179	315 / 219	315 / 219	347 / 234	347 / 234
m1 (B5)	200	200	200	250	250	300	300	350	350	350	350
m1 (B14)	-	140	140	160	160	200	200	-	-	-	-
x	-	-	-	-	-	-	-	-	-	6.5	6.5

### KV473.05



x: se il motore è inferiore al piano di montaggio del piede  
 x: If Motor is lower than foot mounting plane  
 x: Wenn der Motor unter der Fußmontageebene ist

	80/B5	90S/B5 90S/B14	90L/B5 90L/B14	100L/B5 100L/B14	112M/B5 112M/B14	132S/B5 132S/B14	132M/B5 132M/B14	160M/B5	160L/B5	180M/B5	180L/B5
k	637	678	678	732	752	855	855	1014	1014	1103	1103
k1	730	782.5	782.5	851.5	856.5	985	985	1194	1194	1273.5	1273.5
n / n1	155 / 121	176 / 132	176 / 132	193 / 147	215 / 158	257 / 179	257 / 179	315 / 219	315 / 219	347 / 234	347 / 234
m1 (B5)	200	200	200	250	250	300	300	350	350	350	350
m1 (B14)	-	140	140	160	160	200	200	-	-	-	-
x	-	-	-	-	-	-	-	-	-	6.5	6.5

La misura "k1" è per motori dotati di freno.  
 Dimension "k1" is for motors with brake.  
 Maße "k1" ist für Bremsenmotoren.



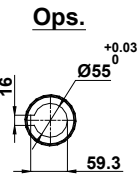
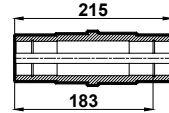
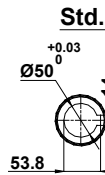
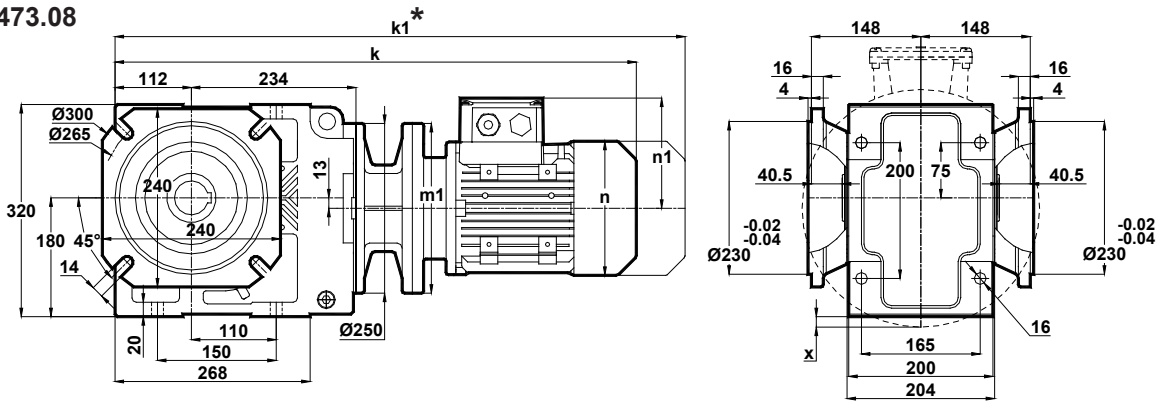
# Tabella dimensionali

## Dimension Pages

## Abmessungsseiten

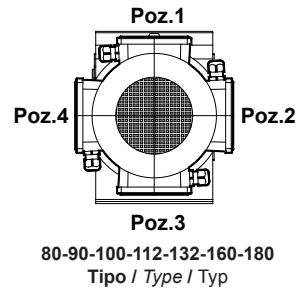
Foro di centraggio filettato secondo DIN 332 foglio 2 / Tapped center hole to DIN 332, sheet 2 / Zentrierung mit gewinde DIN 332, Blatt 2

KV473.08



x: se il motore è inferiore al piano di montaggio del piede  
 x: If Motor is lower than foot mounting plane  
 x: Wenn der Motor unter der Fußmontageebene ist

**Morsettiera**  
 Terminal Box Positions  
 Klemmenkasten Positionen



	80/B5	90S/B5 90S/B14	90L/B5 90L/B14	100L/B5 100L/B14	112M/B5 112M/B14	132S/B5 132S/B14	132M/B5 132M/B14	160M/B5	160L/B5	180M/B5	180L/B5
k	637	678	678	732	752	855	855	1014	1014	1103	1103
k1	730	782.5	782.5	851.5	856.5	985	985	1194	1194	1273.5	1273.5
n / n1	155 / 121	176 / 132	176 / 132	193 / 147	215 / 158	257 / 179	257 / 179	315 / 219	315 / 219	347 / 234	347 / 234
m1 (B5)	200	200	200	250	250	300	300	350	350	350	350
m1 (B14)	-	140	140	160	160	200	200	-	-	-	-
x	-	-	-	-	-	-	-	-	-	6.5	6.5

La misura "k1" è per motori dotati di freno.  
 Dimension "k1" is for motors with brake.  
 Maße "k1" ist für Bremsenmotoren.



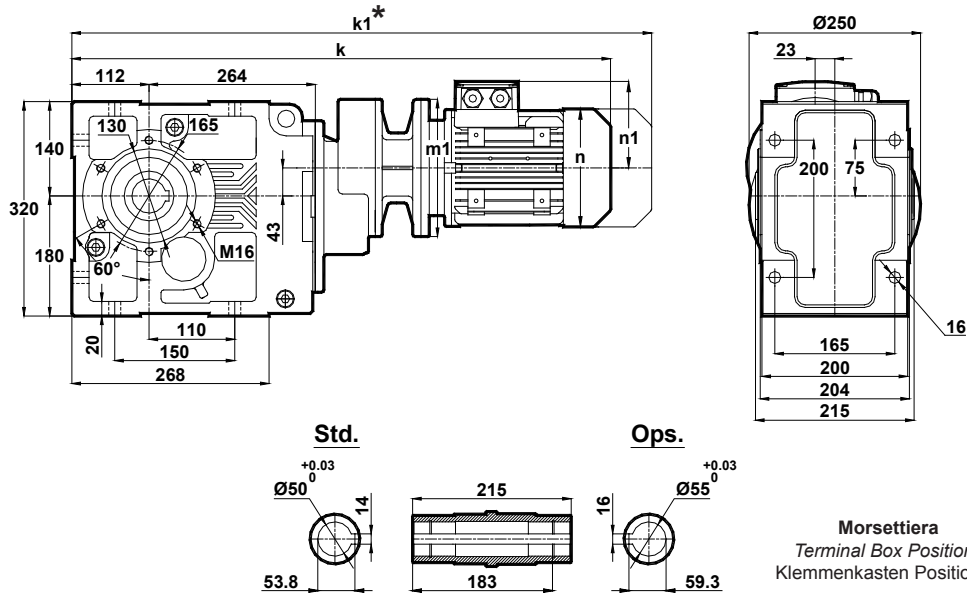
# Tabelle dimensionali

## Dimension Pages

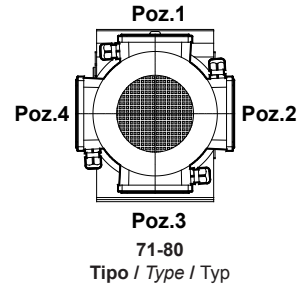
### Abmessungsseiten

Foro di centraggio filettato secondo DIN 332 foglio 2 / Tapped center hole to DIN 332, sheet 2 / Zentrierung mit gewinde DIN 332, Blatt 2

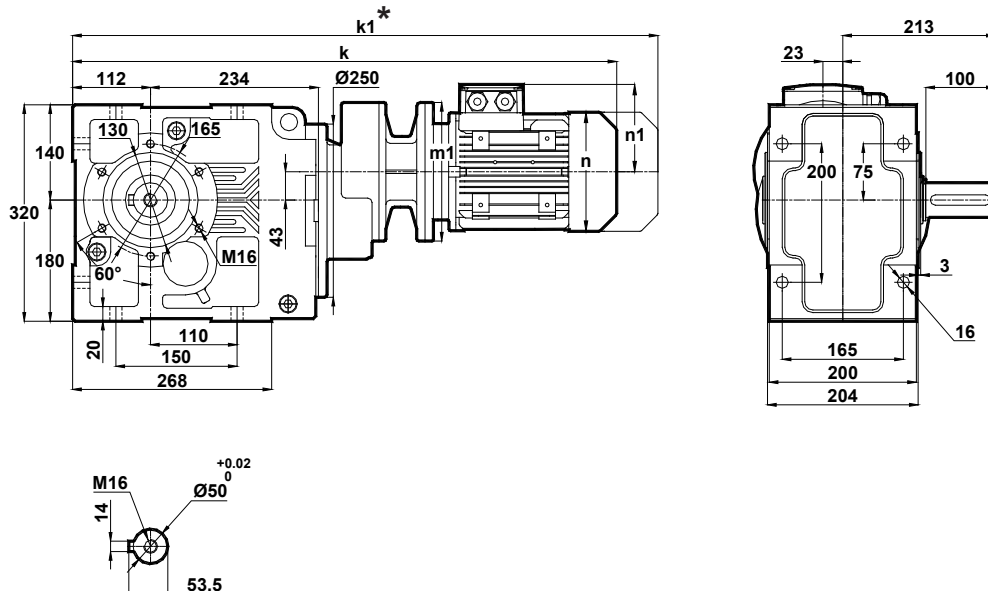
#### KV474.00



	71/B5	80/B5 80/B14
k	712	735
k1	803	828
n / n1	137	155
m1 (B5)	160	200
m1 (B14)	-	120



#### KV474.01



	71/B5	80/B5 80/B14
k	712	735
k1	803	828
n / n1	137	155
m1 (B5)	160	200
m1 (B14)	-	120

La misura "k1" è per motori dotati di freno.  
Dimension "k1" is for motors with brake.  
Maße "k1" ist für Bremsenmotoren.



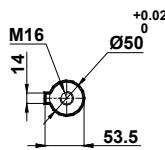
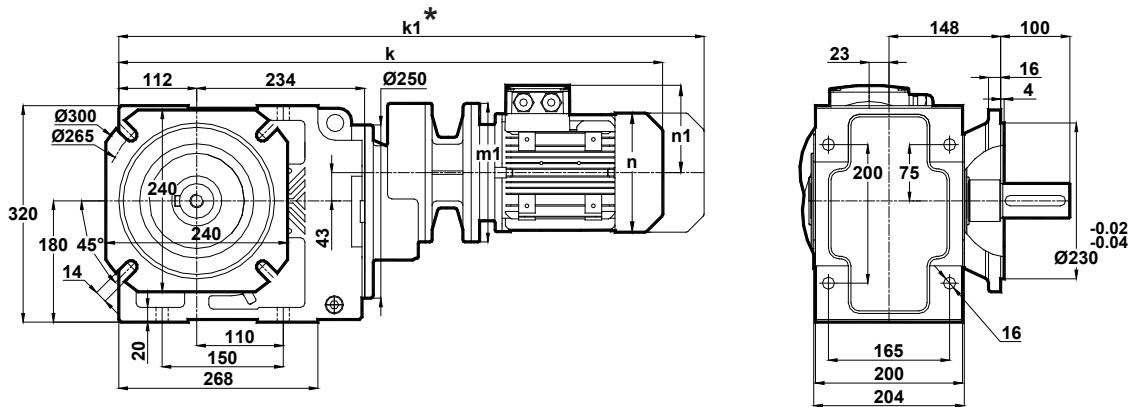
# Tabelle dimensionali

## Dimension Pages

### Abmessungsseiten

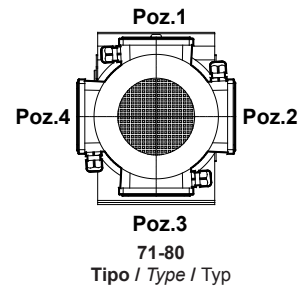
Foro di centraggio filettato secondo DIN 332 foglio 2 / Tapped center hole to DIN 332, sheet 2 / Zentrierung mit gewinde DIN 332, Blatt 2

#### KV474.02

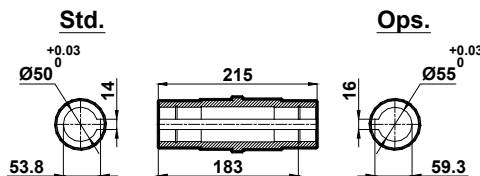
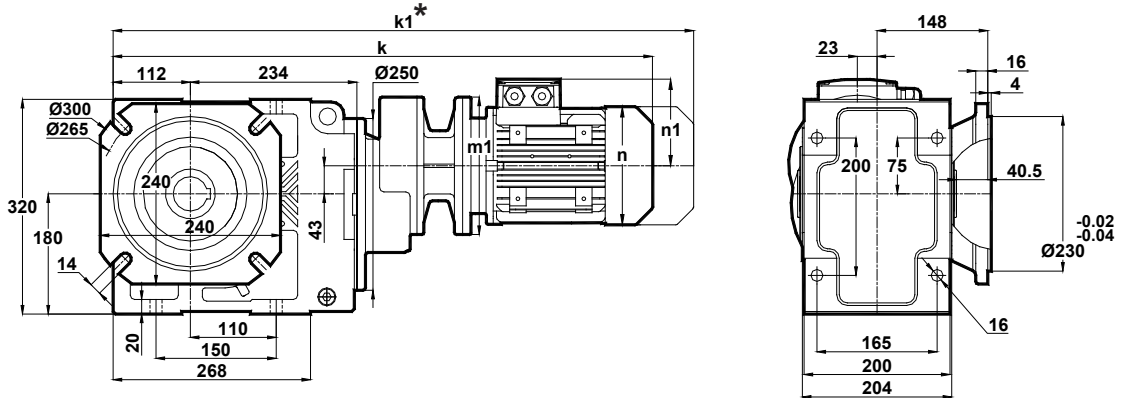


	71/B5	80/B5 80/B14
k	712	735
k1	803	828
n / n1	137	155
m1 (B5)	160	200
m1 (B14)	-	120

**Morsettiera**  
Terminal Box Positions  
Klemmenkasten Positionen



#### KV474.03



	71/B5	80/B5 80/B14
k	712	735
k1	803	828
n / n1	137	155
m1 (B5)	160	200
m1 (B14)	-	120

La misura "k1" è per motori dotati di freno.  
Dimension "k1" is for motors with brake.  
Maße "k1" ist für Bremsenmotoren.



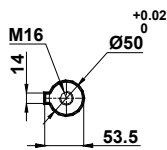
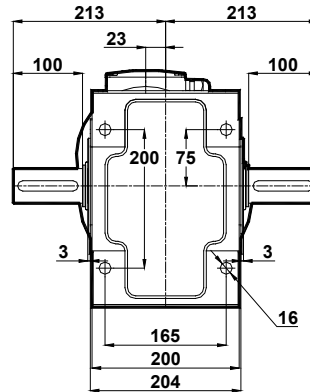
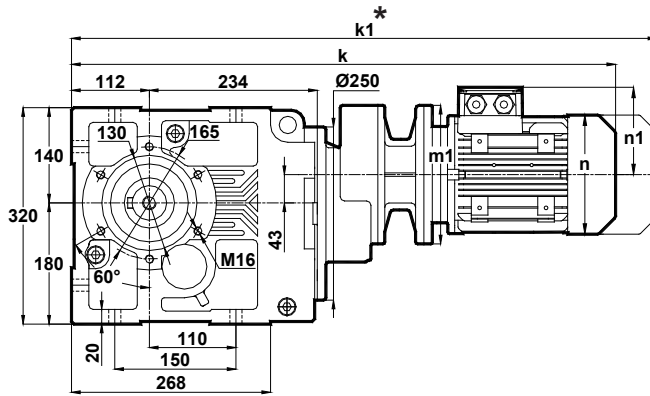
# Tabella dimensionali

## Dimension Pages

## Abmessungsseiten

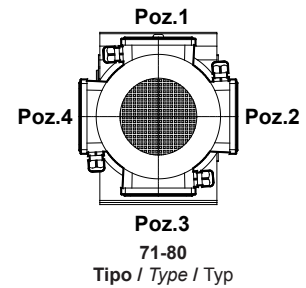
Foro di centraggio filettato secondo DIN 332 foglio 2 / Tapped center hole to DIN 332, sheet 2 / Zentrierung mit gewinde DIN 332, Blatt 2

### KV474.04

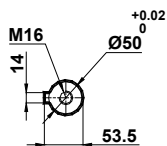
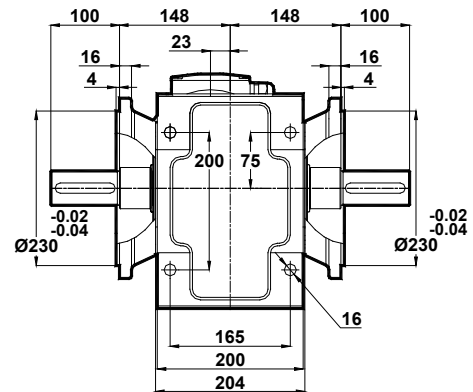
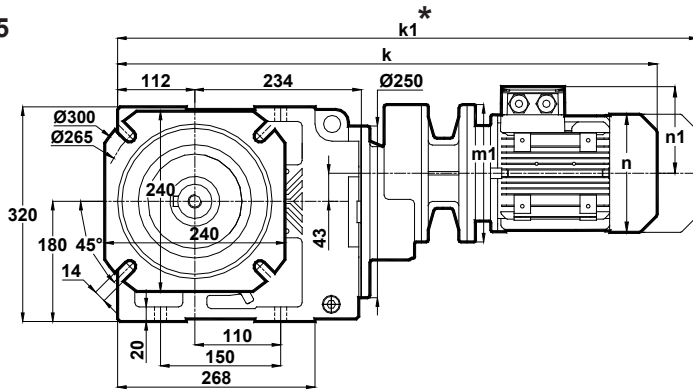


	71/B5	80/B5 80/B14
k	712	735
k1	803	828
n / n1	137	155
m1 (B5)	160	200
m1 (B14)	-	120

**Morsettiera**  
Terminal Box Positions  
Klemmenkasten Positionen




### KV474.05



	71/B5	80/B5 80/B14
k	712	735
k1	803	828
n / n1	137	155
m1 (B5)	160	200
m1 (B14)	-	120

La misura "k1" è per motori dotati di freno.  
Dimension "k1" is for motors with brake.  
Maße "k1" ist für Bremsenmotoren.



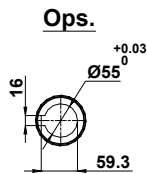
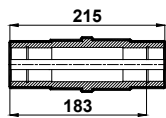
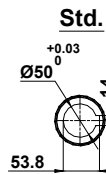
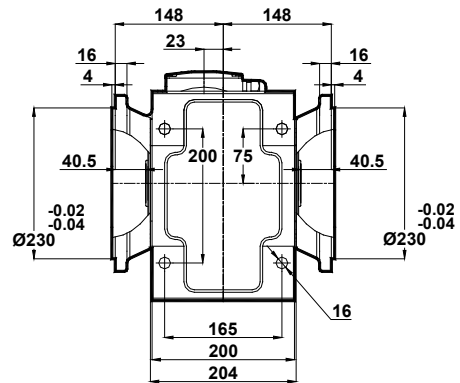
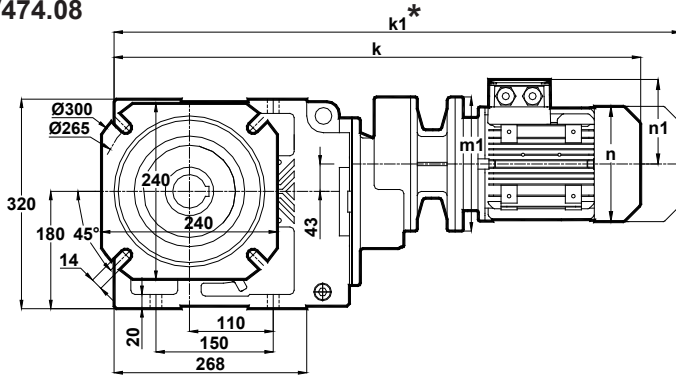
# Tabelle dimensionali

## Dimension Pages

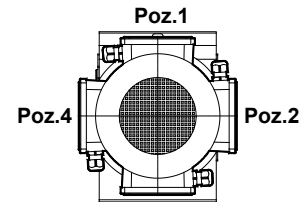
## Abmessungsseiten

Foro di centraggio filettato secondo DIN 332 foglio 2 / Tapped center hole to DIN 332, sheet 2 / Zentrierung mit gewinde DIN 332, Blatt 2

**KV474.08**




**Morsettiera**  
Terminal Box Positions  
Klemmenkasten Positionen



**Poz.3**  
71-80  
Tipo / Type / Typ

	71/B5	80/B5 80/B14
<b>k</b>	712	735
<b>k1</b>	803	828
<b>n / n1</b>	137	155
<b>m1 (B5)</b>	160	200
<b>m1 (B14)</b>	-	120

La misura "k1" è per motori dotati di freno.  
Dimension "k1" is for motors with brake.  
Maße "k1" ist für Bremsenmotoren.



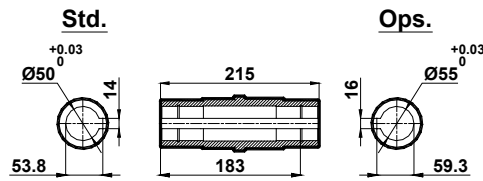
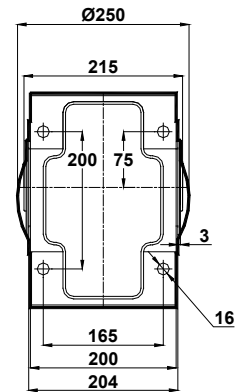
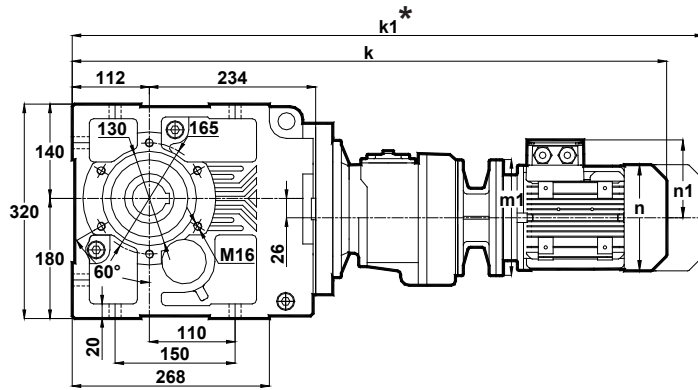
# Tabella dimensionali

## Dimension Pages

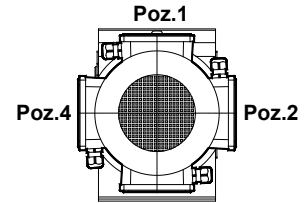
## Abmessungsseiten

Foro di centraggio filettato secondo DIN 332 foglio 2 / Tapped center hole to DIN 332, sheet 2 / Zentrierung mit gewinde DIN 332, Blatt 2

KV475.00  
KV476.00



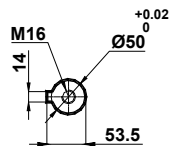
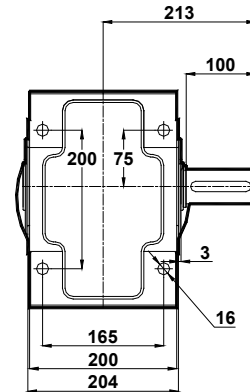
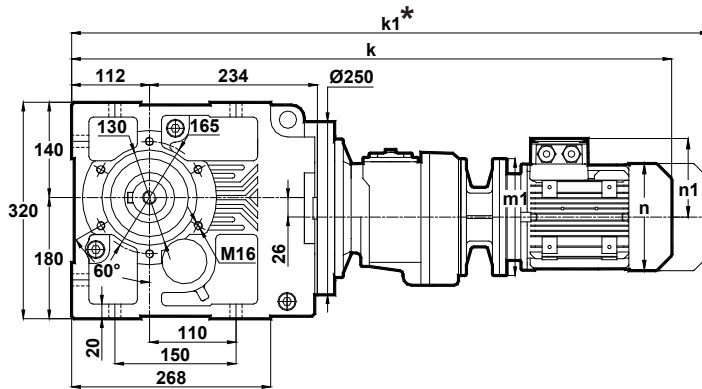
**Morsettiera**  
Terminal Box Positions  
Klemmenkasten Positionen



**Poz.1**  
**Poz.2**  
**Poz.3**  
**Poz.4**  
63-71  
Tipo / Type / Typ

	63/B5	71/B5 71/B14
k	822	811
k1	883	902
n / n1	121 / 97	137 / 112
m1 (B5)	140	160
m1 (B14)	-	105

KV475.01  
KV476.01



	63/B5	71/B5 71/B14
k	822	811
k1	883	902
n / n1	121 / 97	137 / 112
m1 (B5)	140	160
m1 (B14)	-	105

La misura "k1" è per motori dotati di freno.  
Dimension "k1" is for motors with brake.  
Maße "k1" ist für Bremsenmotoren.





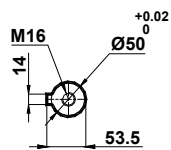
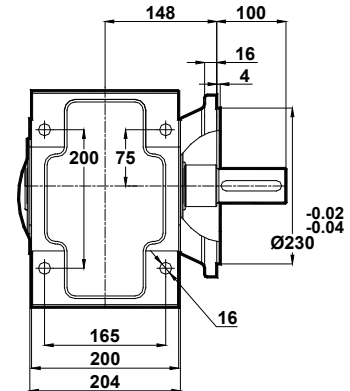
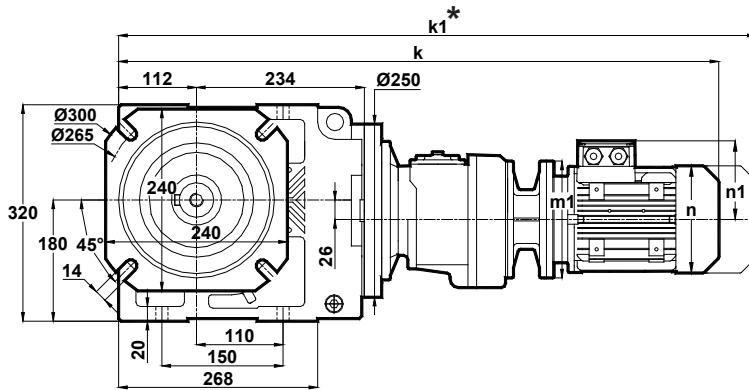
# Tabelle dimensionali

## Dimension Pages

### Abmessungsseiten

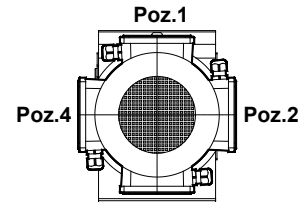
Foro di centraggio filettato secondo DIN 332 foglio 2 / Tapped center hole to DIN 332, sheet 2 / Zentrierung mit gewinde DIN 332, Blatt 2

KV475.02  
KV476.02



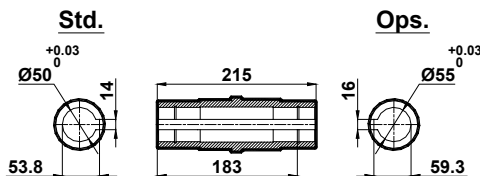
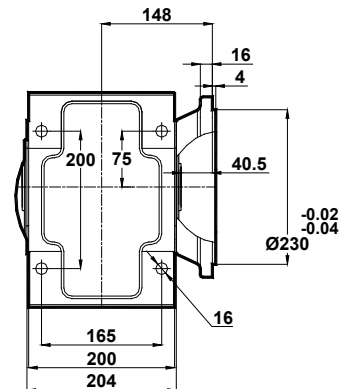
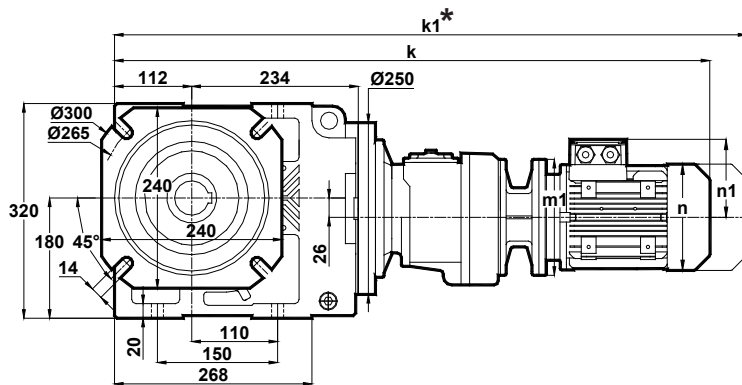
	63/B5	71/B5 71/B14
k	822	811
k1	883	902
n / n1	121 / 97	137 / 112
m1 (B5)	140	160
m1 (B14)	-	105

Morsettiera  
Terminal Box Positions  
Klemmenkasten Positionen



Poz.1  
Poz.3  
63-71  
Tipo / Type / Typ

KV475.03  
KV476.03



	63/B5	71/B5 71/B14
k	822	811
k1	883	902
n / n1	121 / 97	137 / 112
m1 (B5)	140	160
m1 (B14)	-	105

La misura "k1" è per motori dotati di freno.  
Dimension "k1" is for motors with brake.  
Maße "k1" ist für Bremsenmotoren.



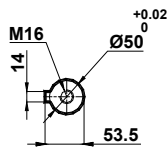
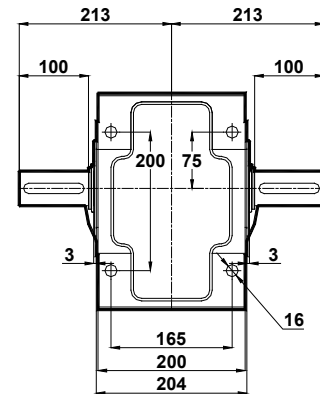
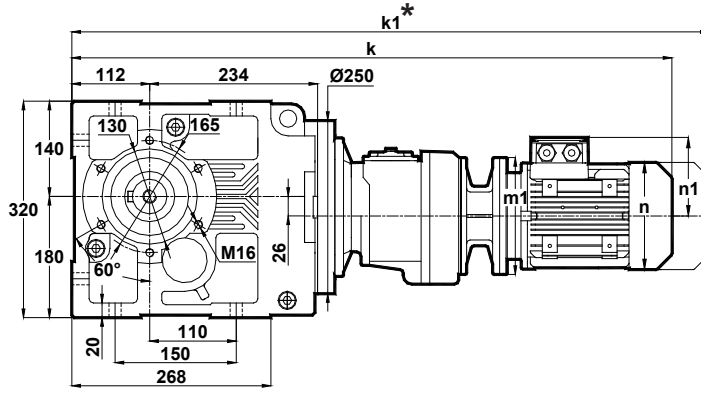
# Tabelle dimensionali

## Dimension Pages

### Abmessungsseiten

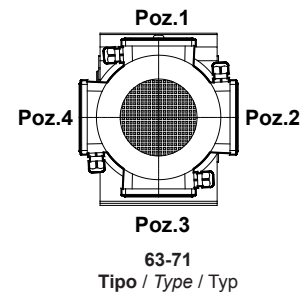
Foro di centraggio filettato secondo DIN 332 foglio 2 / Tapped center hole to DIN 332, sheet 2 / Zentrierung mit gewinde DIN 332, Blatt 2

KV475.04  
KV476.04

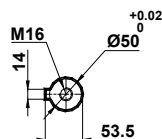
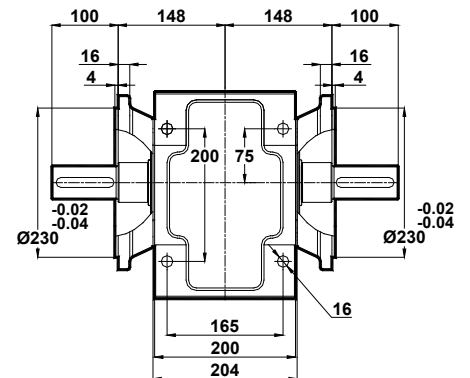
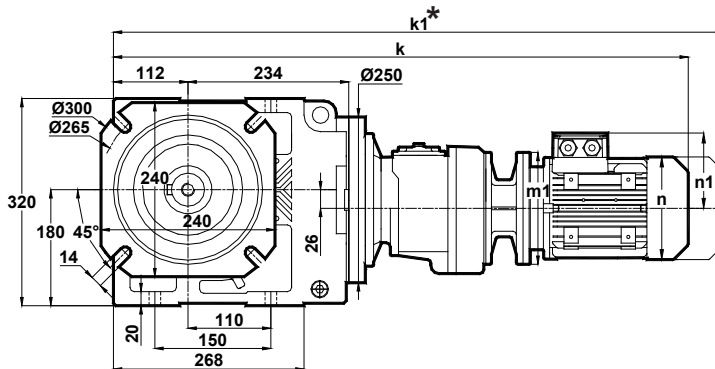


	63/B5	71/B5 71/B14
k	822	811
k1	883	902
n / n1	121 / 97	137 / 112
m1 (B5)	140	160
m1 (B14)	-	105

Morsettiera  
Terminal Box Positions  
Klemmenkasten Positionen



KV475.05  
KV476.05



	63/B5	71/B5 71/B14
k	822	811
k1	883	902
n / n1	121 / 97	137 / 112
m1 (B5)	140	160
m1 (B14)	-	105

La misura "k1" è per motori dotati di freno.  
Dimension "k1" is for motors with brake.  
Maße "k1" ist für Bremsenmotoren.



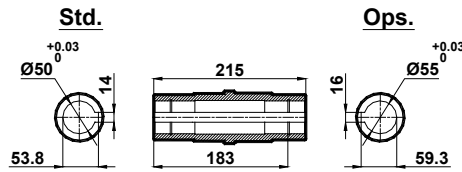
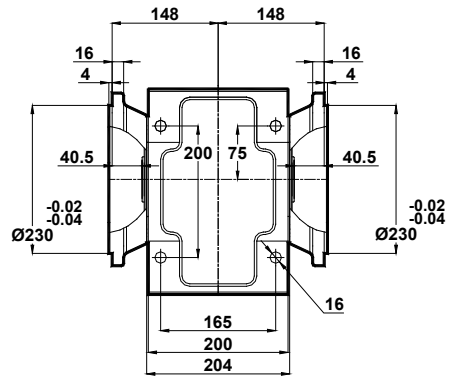
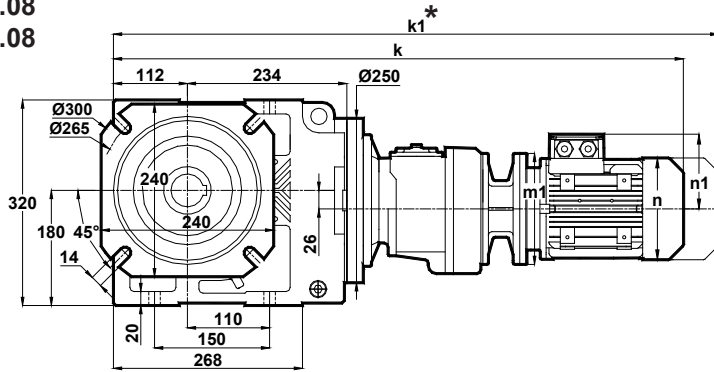
# Tabelle dimensionali

## Dimension Pages

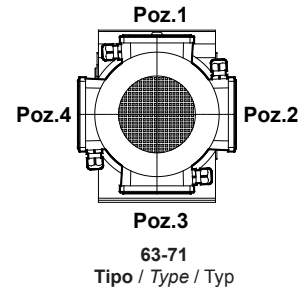
### Abmessungsseiten

Foro di centraggio filettato secondo DIN 332 foglio 2 / Tapped center hole to DIN 332, sheet 2 / Zentrierung mit gewinde DIN 332, Blatt 2

KV475.08  
KV476.08




**Morsettiera**  
Terminal Box Positions  
Klemmenkasten Positionen



	63/B5	71/B5 71/B14
k	822	811
k1	883	902
n / n1	121 / 97	137 / 112
m1 (B5)	140	160
m1 (B14)	-	105

La misura "k1" è per motori dotati di freno.  
Dimension "k1" is for motors with brake.  
Maße "k1" ist für Bremsenmotoren.



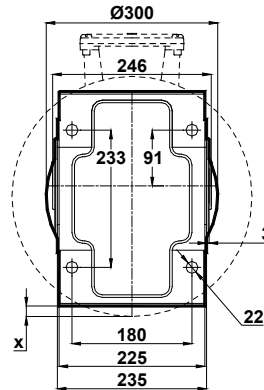
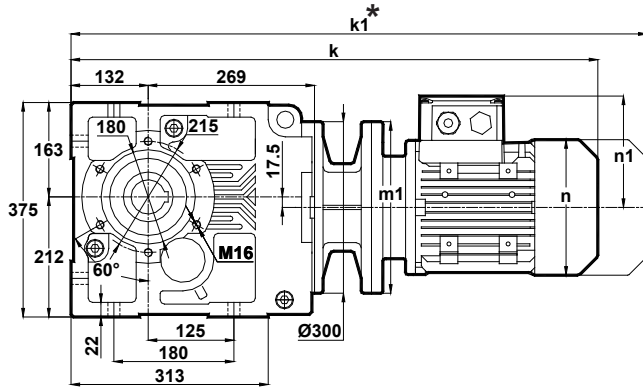
# Tabella dimensionali

## Dimension Pages

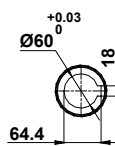
## Abmessungsseiten

Foro di centraggio filettato secondo DIN 332 foglio 2 / Tapped center hole to DIN 332, sheet 2 / Zentrierung mit gewinde DIN 332, Blatt 2

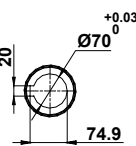
### KV573.00



**Std.**

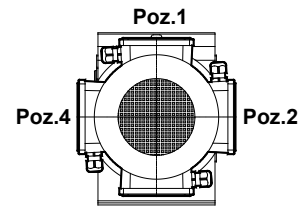


**Ops.**



x: se il motore è inferiore al piano di montaggio del piede  
 x: If Motor is lower than foot mounting plane  
 x: Wenn der Motor unter der Fußmontageebene ist

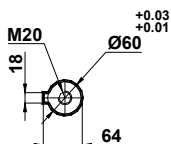
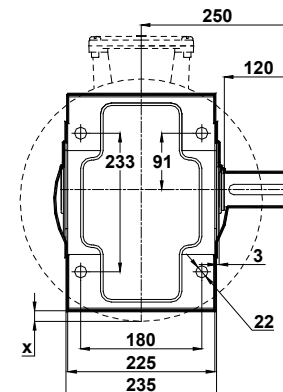
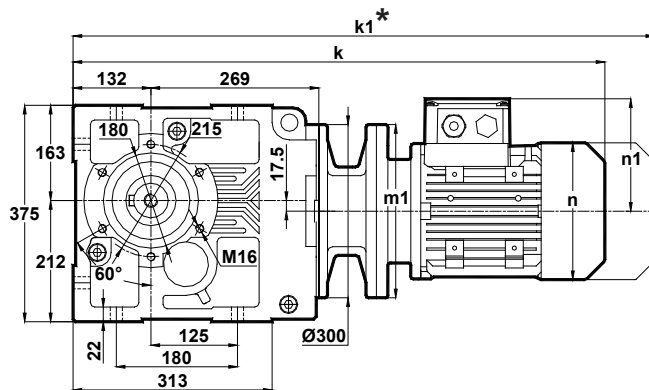
**Morsettiere**  
 Terminal Box Positions  
 Klemmenkasten Positionen



**Poz.3**  
 100-112-132-160-180  
 Tipo / Type / Typ

	100L/B5	112M/B5	132S/B5 132S/B14	132M/B5 132M/B14	160M/B5	160L/B5	180M/B5	180L/B5
k	784	805	910	910	1065	1065	1154	1154
k1	903.5	909.5	1040	1040	1245	1245	1324.5	1324.5
n / n1	193 / 147	215 / 158	257 / 179	257 / 179	315 / 219	315 / 219	347 / 234	347 / 234
m1 (B5)	250	250	300	300	350	350	350	400
m1 (B14)	-	-	200	200	-	-	-	-
x	-	-	-	-	-	-	-	-

### KV573.01



x: se il motore è inferiore al piano di montaggio del piede  
 x: If Motor is lower than foot mounting plane  
 x: Wenn der Motor unter der Fußmontageebene ist

	100L/B5	112M/B5	132S/B5 132S/B14	132M/B5 132M/B14	160M/B5	160L/B5	180M/B5	180L/B5
k	784	805	910	910	1065	1065	1154	1154
k1	903.5	909.5	1040	1040	1245	1245	1324.5	1324.5
n / n1	193 / 147	215 / 158	257 / 179	257 / 179	315 / 219	315 / 219	347 / 234	347 / 234
m1 (B5)	250	250	300	300	350	350	350	400
m1 (B14)	-	-	200	200	-	-	-	-
x	-	-	-	-	-	-	-	-

La misura "k1" è per motori dotati di freno.  
 Dimension "k1" is for motors with brake.  
 Maße "k1" ist für Bremsenmotoren.



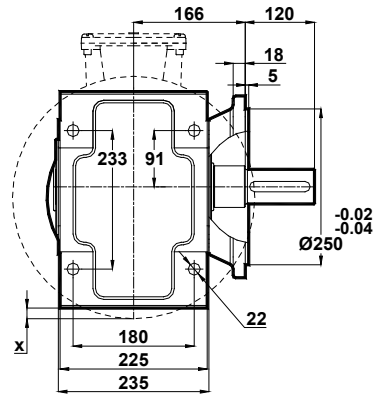
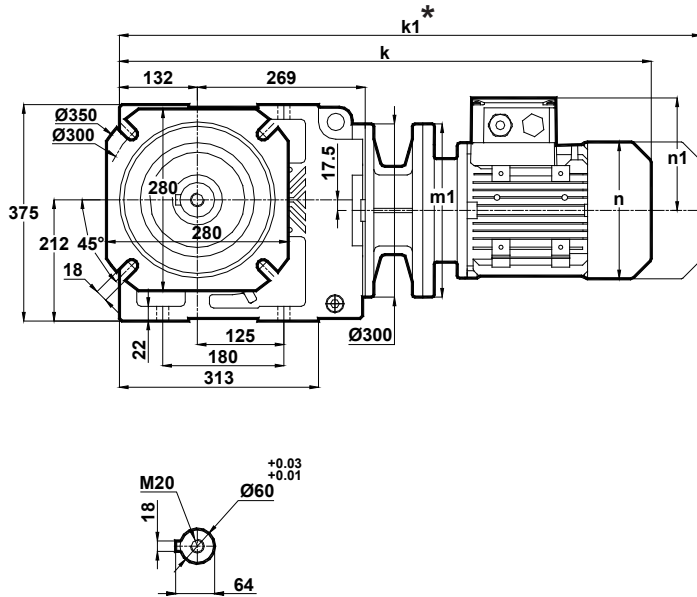
# Tabella dimensionali

## Dimension Pages

### Abmessungsseiten

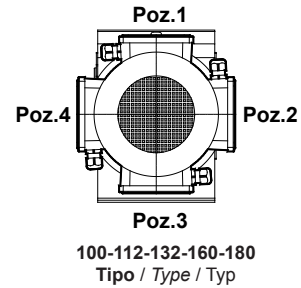
Foro di centraggio filettato secondo DIN 332 foglio 2 / Tapped center hole to DIN 332, sheet 2 / Zentrierung mit gewinde DIN 332, Blatt 2

#### KV573.02



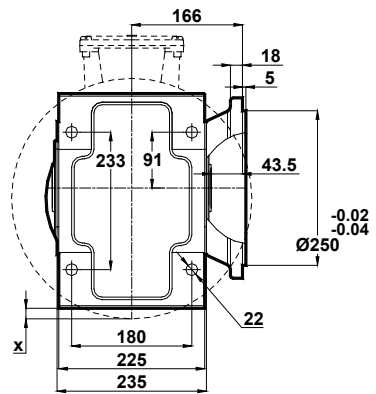
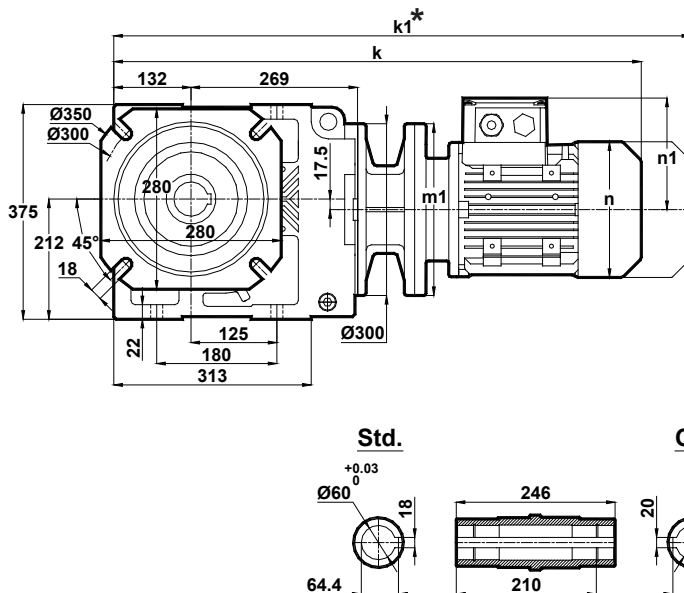
x: se il motore è inferiore al piano di montaggio del piede  
 x: If Motor is lower than foot mounting plane  
 x: Wenn der Motor unter der Fußmontageebene ist

Morsettiera  
 Terminal Box Positions  
 Klemmenkasten Positionen



	100L/B5	112M/B5	132S/B5 132S/B14	132M/B5 132M/B14	160M/B5	160L/B5	180M/B5	180L/B5
k	784	805	910	910	1065	1065	1154	1154
k1*	903.5	909.5	1040	1040	1245	1245	1324.5	1324.5
n / n1	193 / 147	215 / 158	257 / 179	257 / 179	315 / 219	315 / 219	347 / 234	347 / 234
m1 (B5)	250	250	300	300	350	350	350	400
m1 (B14)	-	-	200	200	-	-	-	-
x	-	-	-	-	-	-	-	-

#### KV573.03



x: se il motore è inferiore al piano di montaggio del piede  
 x: If Motor is lower than foot mounting plane  
 x: Wenn der Motor unter der Fußmontageebene ist

	100L/B5	112M/B5	132S/B5 132S/B14	132M/B5 132M/B14	160M/B5	160L/B5	180M/B5	180L/B5
k	784	805	910	910	1065	1065	1154	1154
k1*	903.5	909.5	1040	1040	1245	1245	1324.5	1324.5
n / n1	193 / 147	215 / 158	257 / 179	257 / 179	315 / 219	315 / 219	347 / 234	347 / 234
m1 (B5)	250	250	300	300	350	350	350	400
m1 (B14)	-	-	200	200	-	-	-	-
x	-	-	-	-	-	-	-	-

La misura "k1" è per motori dotati di freno.  
 Dimension "k1" is for motors with brake.  
 Maße "k1" ist für Bremsenmotoren.



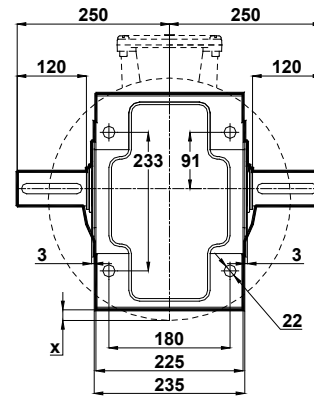
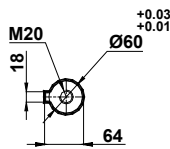
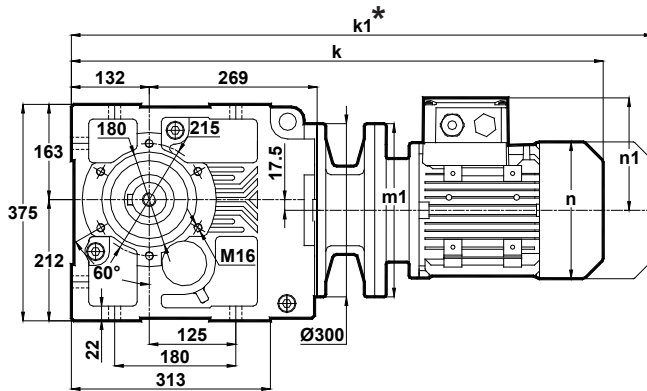
# Tabella dimensionali

## Dimension Pages

### Abmessungsseiten

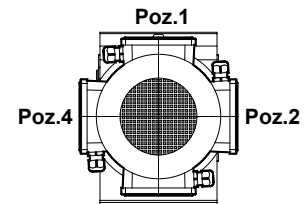
Foro di centraggio filettato secondo DIN 332 foglio 2 / Tapped center hole to DIN 332, sheet 2 / Zentrierung mit gewinde DIN 332, Blatt 2

#### KV573.04



x: se il motore è inferiore al piano di montaggio del piede  
 x: If Motor is lower than foot mounting plane  
 x: Wenn der Motor unter der Fußmontageebene ist

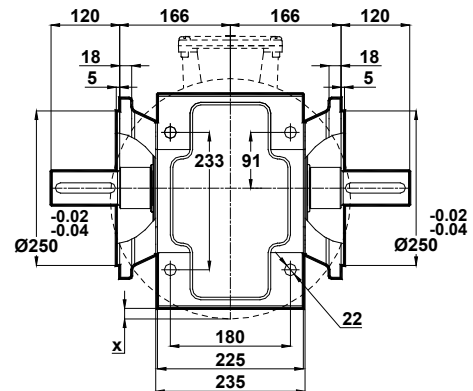
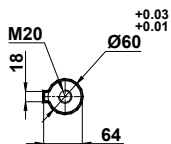
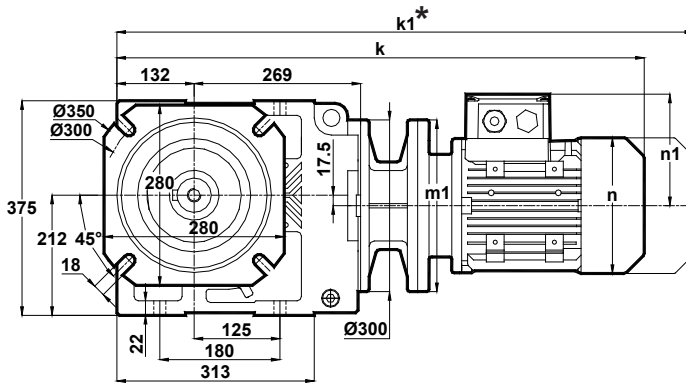
Morsettiera  
 Terminal Box Positions  
 Klemmenkasten Positionen



Poz.3  
 100-112-132-160-180  
 Tipo / Type / Typ

	100L/B5	112M/B5	132S/B5 132S/B14	132M/B5 132M/B14	160M/B5	160L/B5	180M/B5	180L/B5
k	784	805	910	910	1065	1065	1154	1154
k1	903.5	909.5	1040	1040	1245	1245	1324.5	1324.5
n / n1	193 / 147	215 / 158	257 / 179	257 / 179	315 / 219	315 / 219	347 / 234	347 / 234
m1 (B5)	250	250	300	300	350	350	350	400
m1 (B14)	-	-	200	200	-	-	-	-
x	-	-	-	-	-	-	-	-

#### KV573.05



x: se il motore è inferiore al piano di montaggio del piede  
 x: If Motor is lower than foot mounting plane  
 x: Wenn der Motor unter der Fußmontageebene ist

	100L/B5	112M/B5	132S/B5 132S/B14	132M/B5 132M/B14	160M/B5	160L/B5	180M/B5	180L/B5
k	784	805	910	910	1065	1065	1154	1154
k1	903.5	909.5	1040	1040	1245	1245	1324.5	1324.5
n / n1	193 / 147	215 / 158	257 / 179	257 / 179	315 / 219	315 / 219	347 / 234	347 / 234
m1 (B5)	250	250	300	300	350	350	350	400
m1 (B14)	-	-	200	200	-	-	-	-
x	-	-	-	-	-	-	-	-

La misura "k1" è per motori dotati di freno.  
 Dimension "k1" is for motors with brake.  
 Maße "k1" ist für Bremsenmotoren.



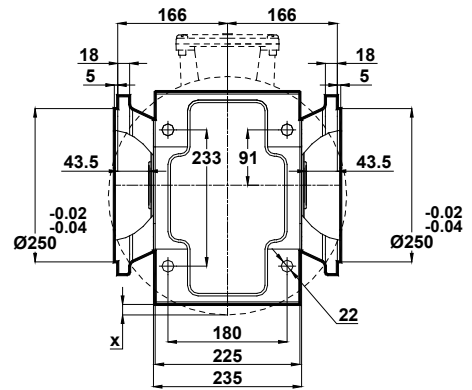
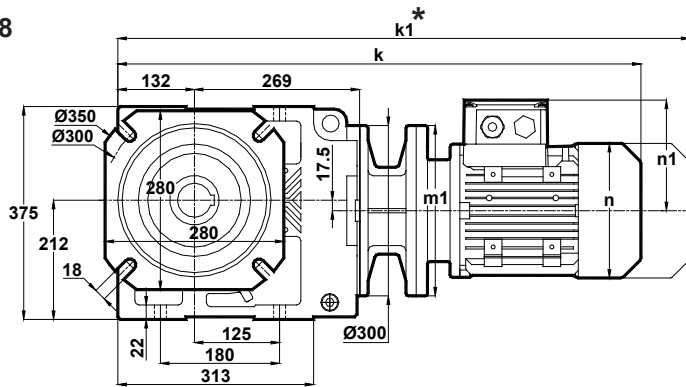
# Tabelle dimensionali

## Dimension Pages

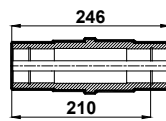
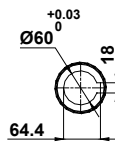
## Abmessungsseiten

Foro di centraggio filettato secondo DIN 332 foglio 2 / Tapped center hole to DIN 332, sheet 2 / Zentrierung mit gewinde DIN 332, Blatt 2

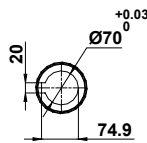
**KV573.08**



**Std.**

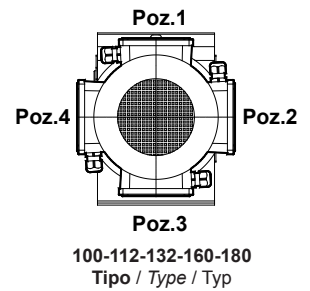


**Ops.**



x: se il motore è inferiore al piano di montaggio del piede  
 x: If Motor is lower than foot mounting plane  
 x: Wenn der Motor unter der Fußmontageebene ist

**Morsettiera**  
 Terminal Box Positions  
 Klemmenkasten Positionen



	100L/B5	112M/B5	132S/B5 132S/B14	132M/B5 132M/B14	160M/B5	160L/B5	180M/B5	180L/B5
k	784	805	910	910	1065	1065	1154	1154
k1	903.5	909.5	1040	1040	1245	1245	1324.5	1324.5
n / n1	193 / 147	215 / 158	257 / 179	257 / 179	315 / 219	315 / 219	347 / 234	347 / 234
m1 (B5)	250	250	300	300	350	350	350	400
m1 (B14)	-	-	200	200	-	-	-	-
x	-	-	-	-	-	-	-	-

La misura "k1" è per motori dotati di freno.  
 Dimension "k1" is for motors with brake.  
 Maße "k1" ist für Bremsenmotoren.



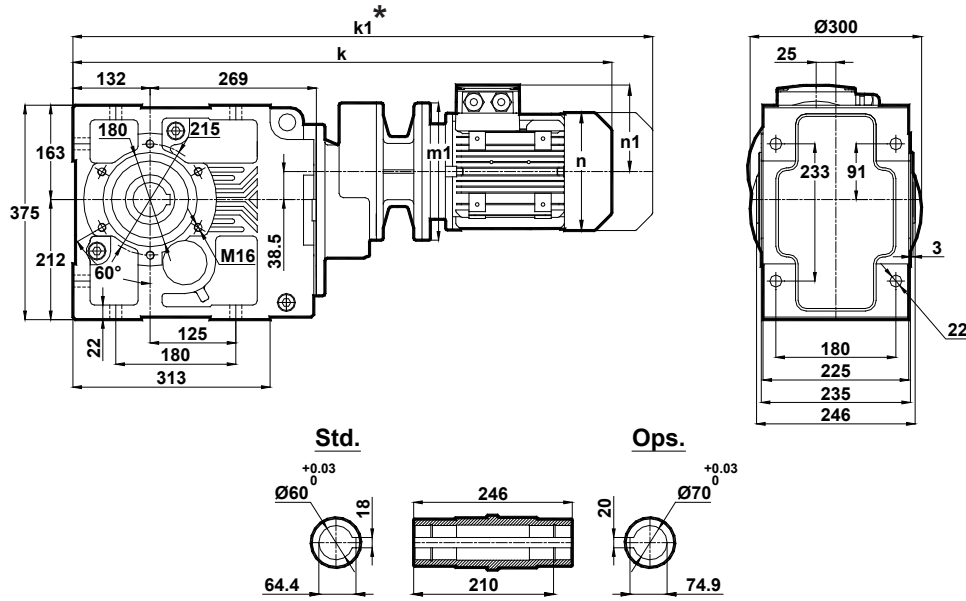
# Tabelle dimensionali

## Dimension Pages

### Abmessungsseiten

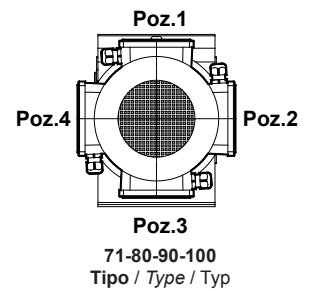
Foro di centraggio filettato secondo DIN 332 foglio 2 / Tapped center hole to DIN 332, sheet 2 / Zentrierung mit gewinde DIN 332, Blatt 2

#### KV574.00

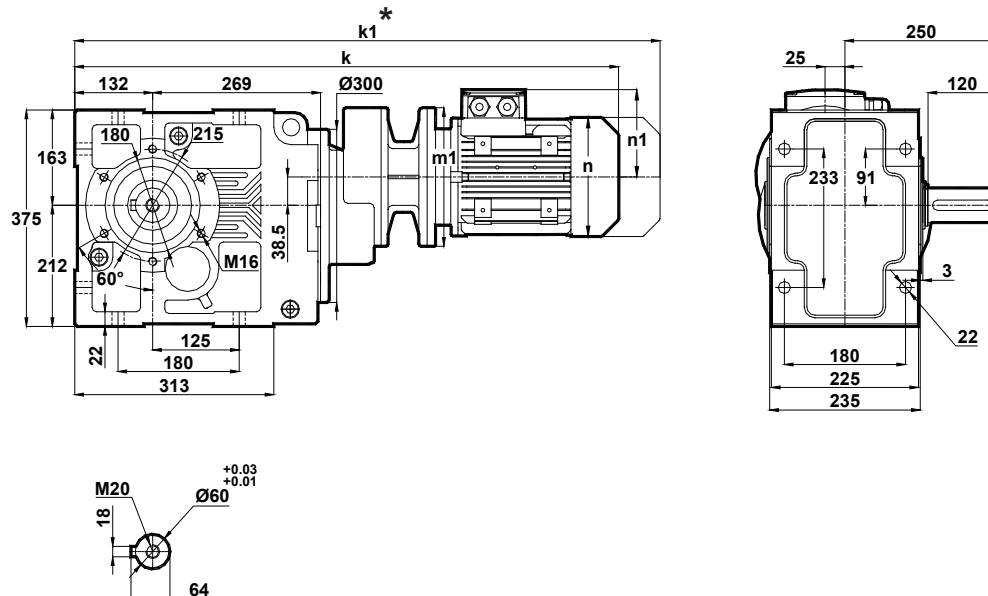


	71/B5	80/B5 80/B14	90S/B5 90S/B14	90L/B5 90L/B14	100L/B5
k	765	788	829	829	881
k1	856	881	933.5	933.5	1000.5
n / n1	137 / 112	155 / 121	176 / 132	176 / 132	193 / 147
m1 (B5)	160	200	200	200	250
m1 (B14)	-	120	140	140	160

Morsettiera  
Terminal Box Positions  
Klemmenkasten Positionen



#### KV574.01



	71/B5	80/B5 80/B14	90S/B5 90S/B14	90L/B5 90L/B14	100L/B5
k	765	788	829	829	881
k1	856	881	933.5	933.5	1000.5
n / n1	137 / 112	155 / 121	176 / 132	176 / 132	193 / 147
m1 (B5)	160	200	200	200	250
m1 (B14)	-	120	140	140	160

La misura "k1" è per motori dotati di freno.  
Dimension "k1" is for motors with brake.  
Maße "k1" ist für Bremsenmotoren.





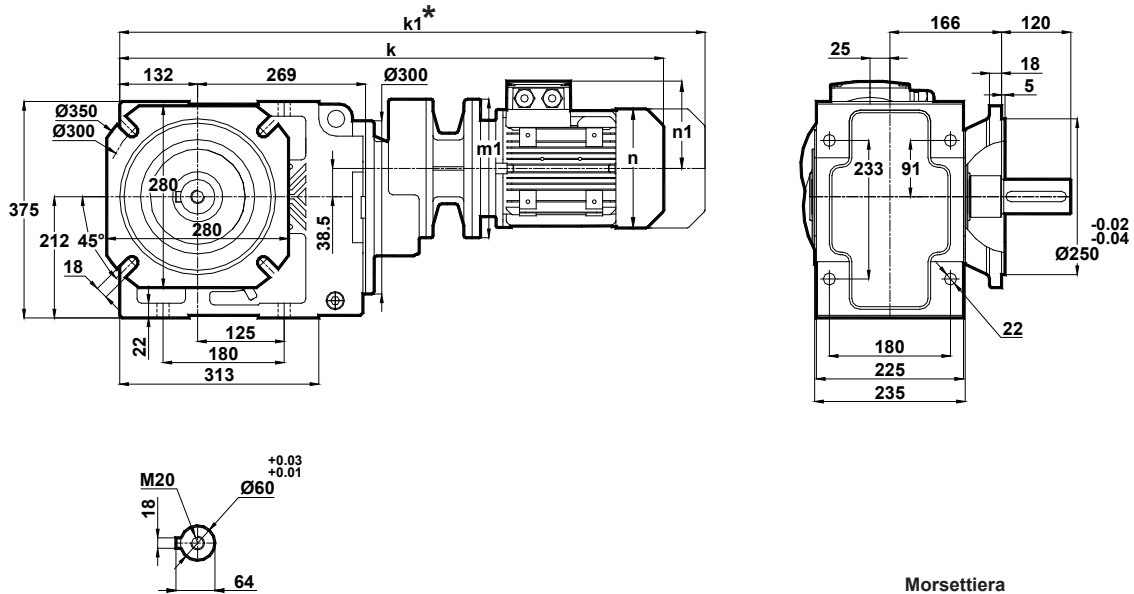
# Tabelle dimensionali

## Dimension Pages

### Abmessungsseiten

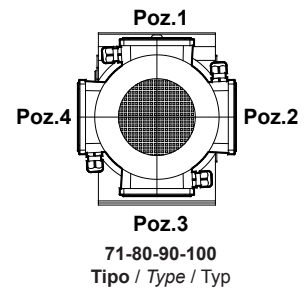
Foro di centraggio filettato secondo DIN 332 foglio 2 / Tapped center hole to DIN 332, sheet 2 / Zentrierung mit gewinde DIN 332, Blatt 2

#### KV574.02

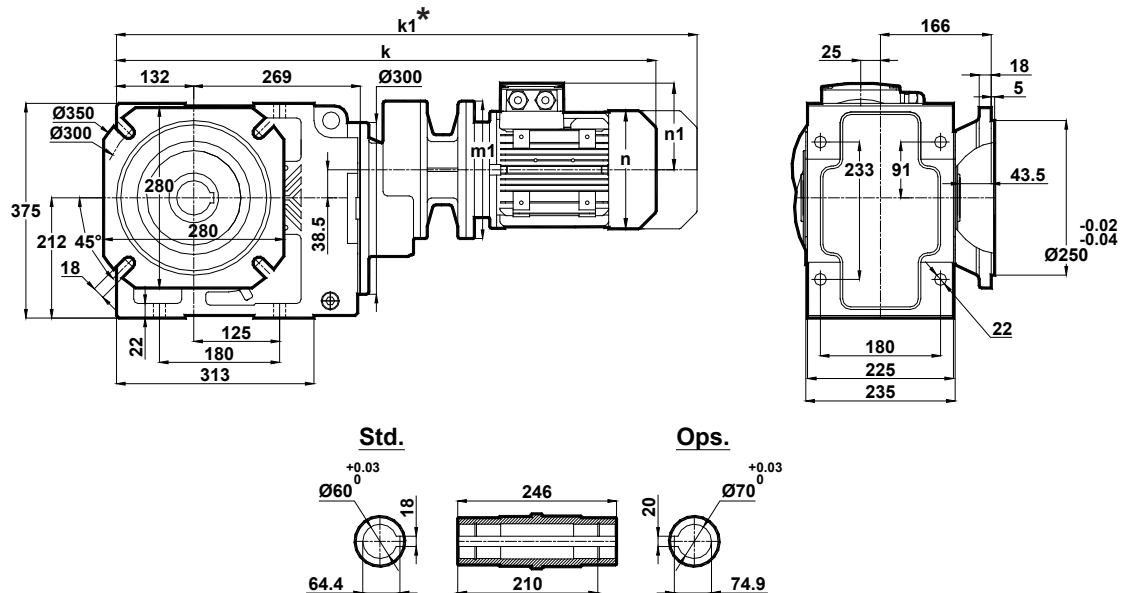


	71/B5	80/B5 80/B14	90S/B5 90S/B14	90L/B5 90L/B14	100L/B5
k	765	788	829	829	881
k1	856	881	933.5	933.5	1000.5
n / n1	137 / 112	155 / 121	176 / 132	176 / 132	193 / 147
m1 (B5)	160	200	200	200	250
m1 (B14)	-	120	140	140	160

Morsettiera  
Terminal Box Positions  
Klemmenkasten Positionen




#### KV574.03



	71/B5	80/B5 80/B14	90S/B5 90S/B14	90L/B5 90L/B14	100L/B5
k	765	788	829	829	881
k1	856	881	933.5	933.5	1000.5
n / n1	137 / 112	155 / 121	176 / 132	176 / 132	193 / 147
m1 (B5)	160	200	200	200	250
m1 (B14)	-	120	140	140	160

La misura "k1" è per motori dotati di freno.  
Dimension "k1" is for motors with brake.  
Maße "k1" ist für Bremsenmotoren.



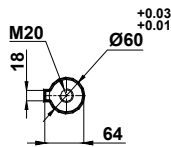
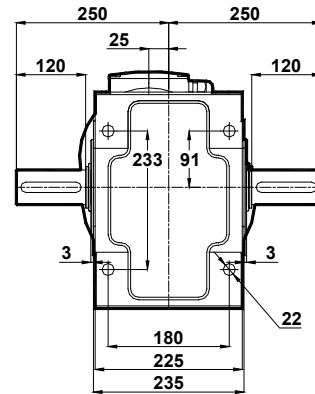
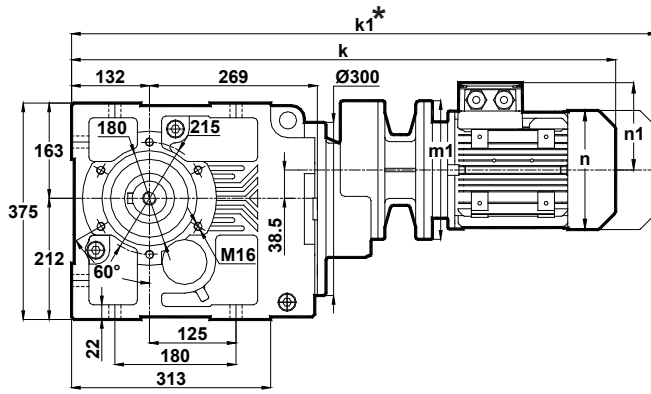
# Tabelle dimensionali

## Dimension Pages

### Abmessungsseiten

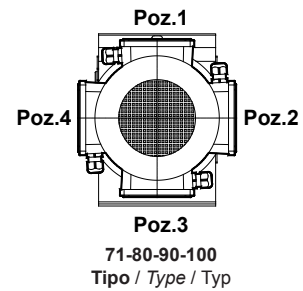
Foro di centraggio filettato secondo DIN 332 foglio 2 / Tapped center hole to DIN 332, sheet 2 / Zentrierung mit gewinde DIN 332, Blatt 2

#### KV574.04

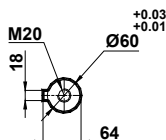
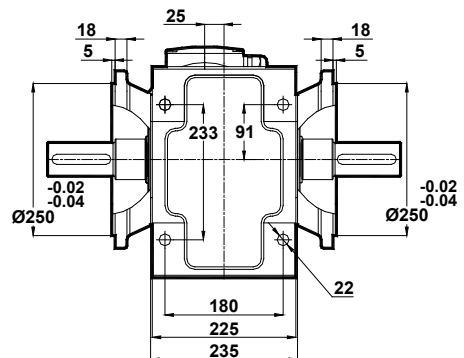
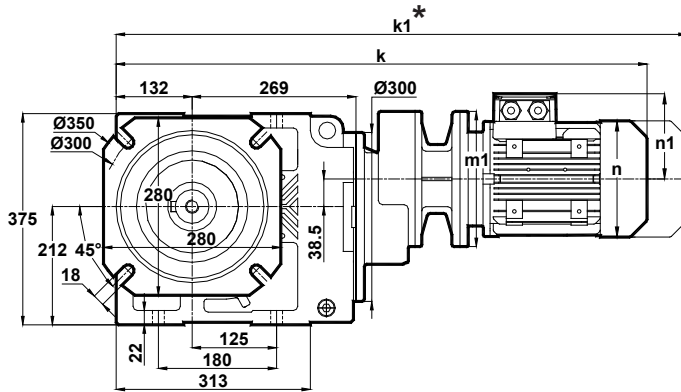


	71/B5	80/B5 80/B14	90S/B5 90S/B14	90L/B5 90L/B14	100L/B5
k	765	788	829	829	881
k1	856	881	933.5	933.5	1000.5
n / n1	137 / 112	155 / 121	176 / 132	176 / 132	193 / 147
m1 (B5)	160	200	200	200	250
m1 (B14)	-	120	140	140	160

Morsettiera  
Terminal Box Positions  
Klemmenkasten Positionen




#### KV574.05



	71/B5	80/B5 80/B14	90S/B5 90S/B14	90L/B5 90L/B14	100L/B5
k	765	788	829	829	881
k1	856	881	933.5	933.5	1000.5
n / n1	137 / 112	155 / 121	176 / 132	176 / 132	193 / 147
m1 (B5)	160	200	200	200	250
m1 (B14)	-	120	140	140	160

La misura "k1" è per motori dotati di freno.  
Dimension "k1" is for motors with brake.  
Maße "k1" ist für Bremsenmotoren.



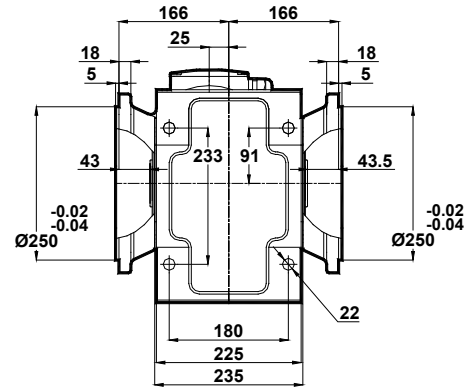
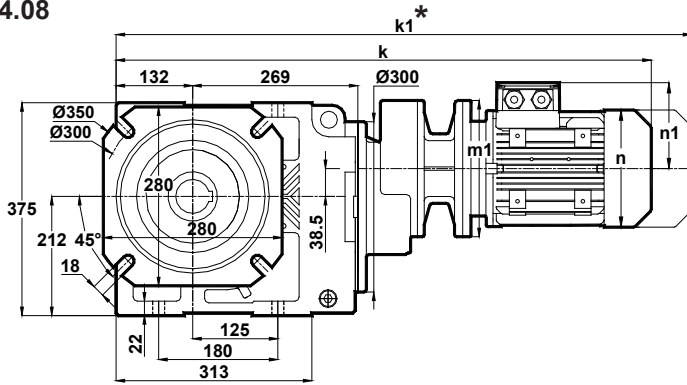
# Tabelle dimensionali

## Dimension Pages

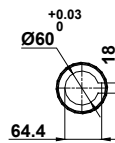
## Abmessungsseiten

Foro di centraggio filettato secondo DIN 332 foglio 2 / Tapped center hole to DIN 332, sheet 2 / Zentrierung mit gewinde DIN 332, Blatt 2

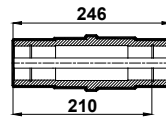
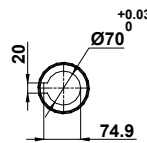
**KV574.08**



**Std.**

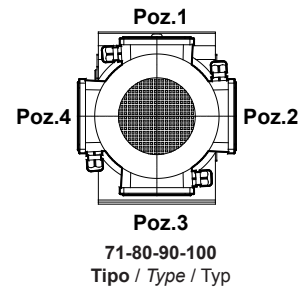


**Ops.**



	71/B5	80/B5 80/B14	90S/B5 90S/B14	90L/B5 90L/B14	100L/B5
<b>k</b>	765	788	829	829	881
<b>k1</b>	856	881	933.5	933.5	1000.5
<b>n / n1</b>	137 / 112	155 / 121	176 / 132	176 / 132	193 / 147
<b>m1 (B5)</b>	160	200	200	200	250
<b>m1 (B14)</b>	-	120	140	140	160

**Morsettiera**  
Terminal Box Positions  
Klemmenkasten Positionen



La misura "k1" è per motori dotati di freno.  
Dimension "k1" is for motors with brake.  
Maße "k1" ist für Bremsenmotoren.



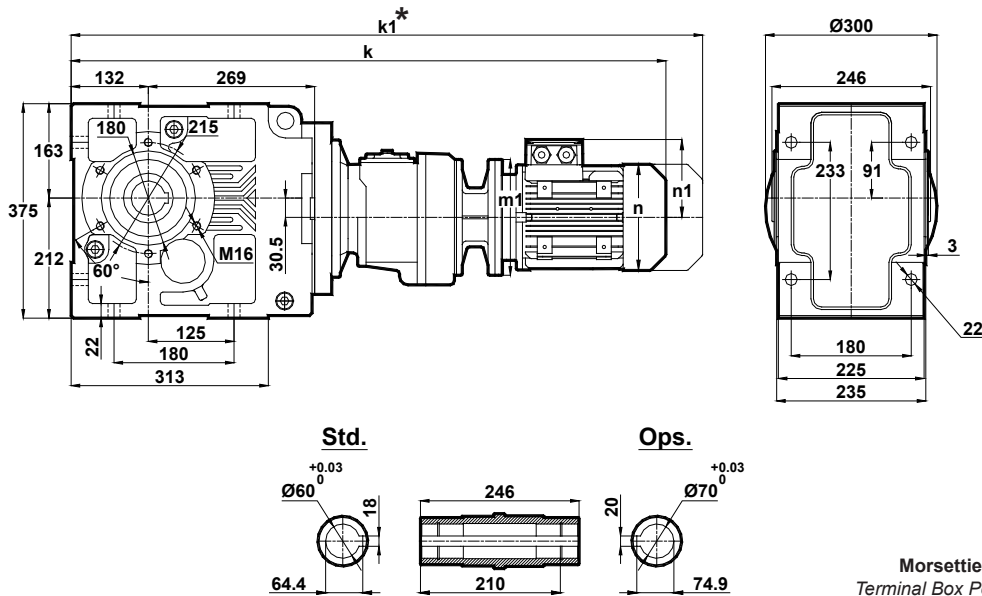
# Tabelle dimensionali

## Dimension Pages

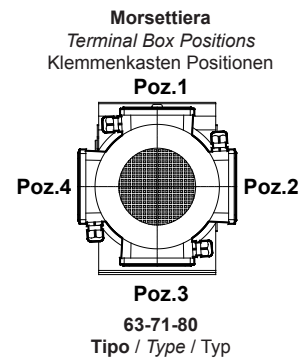
## Abmessungsseiten

Foro di centraggio filettato secondo DIN 332 foglio 2 / Tapped center hole to DIN 332, sheet 2 / Zentrierung mit gewinde DIN 332, Blatt 2

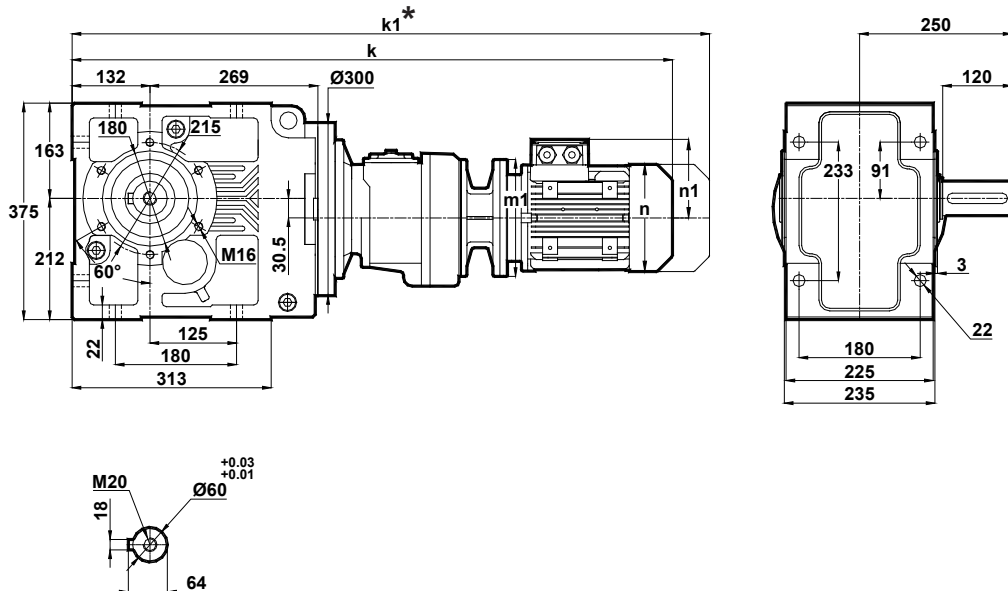
KV575.00  
KV576.00



	63/B5	71/B5 71/B14	80/B5 80/B14
k	877	866	918
k1	938	957	1011
n / n1	121 / 97	137 / 112	155 / 121
m1 (B5)	140	160	200
m1 (B14)	-	105	120



KV575.01  
KV576.01



	63/B5	71/B5 71/B14	80/B5 80/B14
k	877	866	918
k1	938	957	1011
n / n1	121 / 97	137 / 112	155 / 121
m1 (B5)	140	160	200
m1 (B14)	-	105	120

La misura "k1" è per motori dotati di freno.  
Dimension "k1" is for motors with brake.  
Maße "k1" ist für Bremsenmotoren.



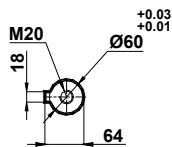
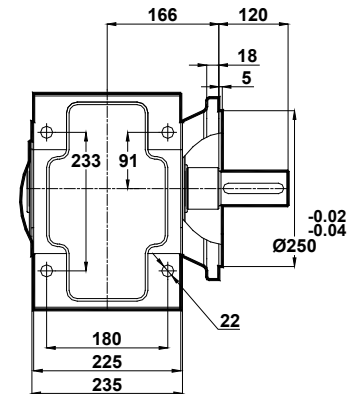
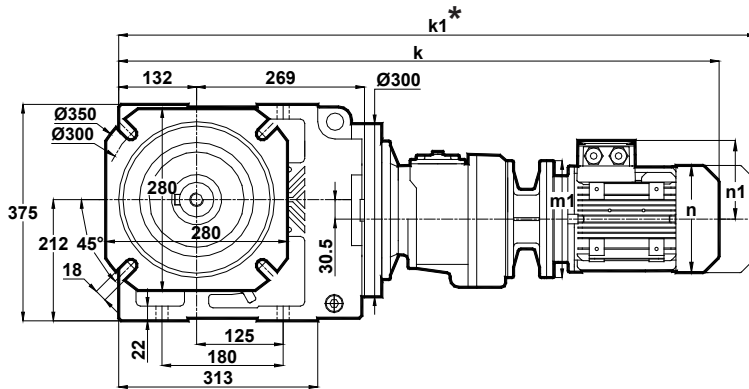
# Tabelle dimensionali

## Dimension Pages

### Abmessungsseiten

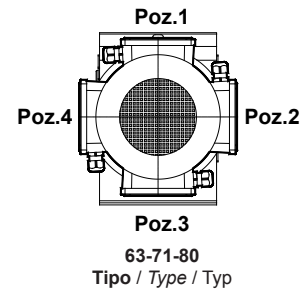
Foro di centraggio filettato secondo DIN 332 foglio 2 / Tapped center hole to DIN 332, sheet 2 / Zentrierung mit gewinde DIN 332, Blatt 2

**KV575.02**  
**KV576.02**

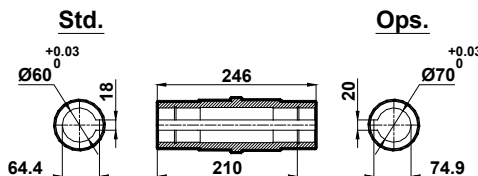
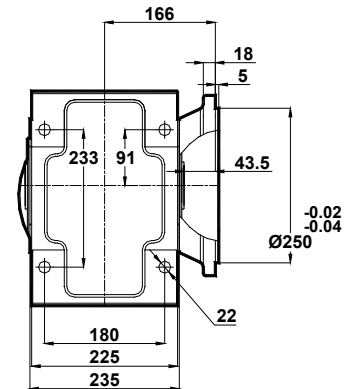
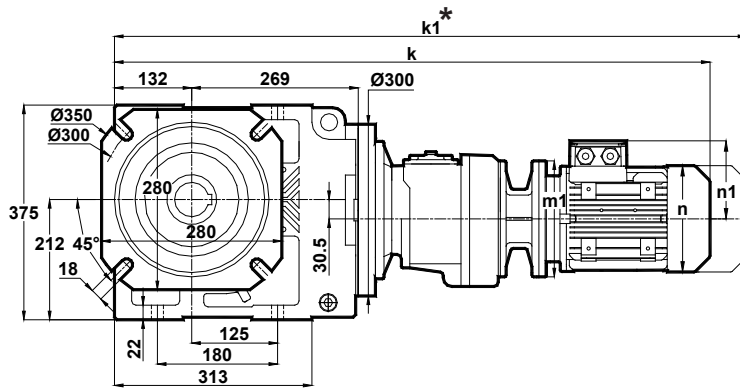


	63/B5	71/B5 71/B14	80/B5 80/B14
k	877	866	918
k1	938	957	1011
n / n1	121 / 97	137 / 112	155 / 121
m1 (B5)	140	160	200
m1 (B14)	-	105	120

**Morsettiera**  
Terminal Box Positions  
Klemmenkasten Positionen



**KV575.03**  
**KV576.03**



	63/B5	71/B5 71/B14	80/B5 80/B14
k	877	866	918
k1	938	957	1011
n / n1	121 / 97	137 / 112	155 / 121
m1 (B5)	140	160	200
m1 (B14)	-	105	120

La misura "k1" è per motori dotati di freno.  
Dimension "k1" is for motors with brake.  
Maße "k1" ist für Bremsenmotoren.



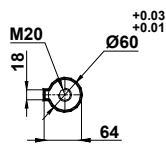
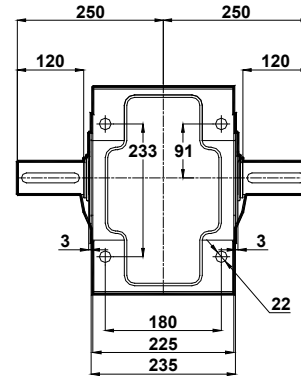
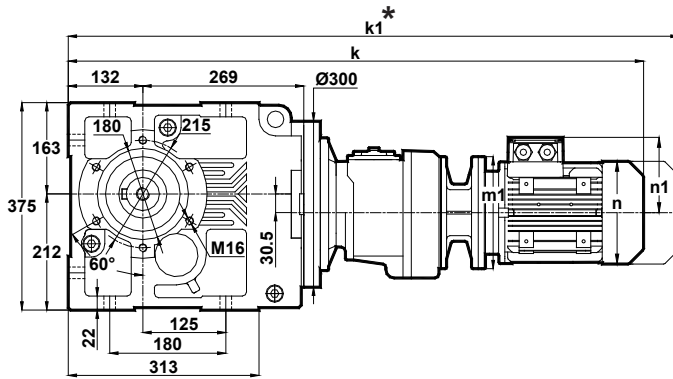
# Tabella dimensionali

## Dimension Pages

## Abmessungsseiten

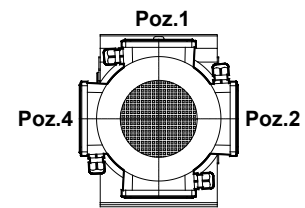
Foro di centraggio filettato secondo DIN 332 foglio 2 / Tapped center hole to DIN 332, sheet 2 / Zentrierung mit gewinde DIN 332, Blatt 2

**KV575.04**  
**KV576.04**



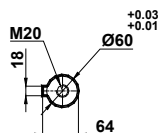
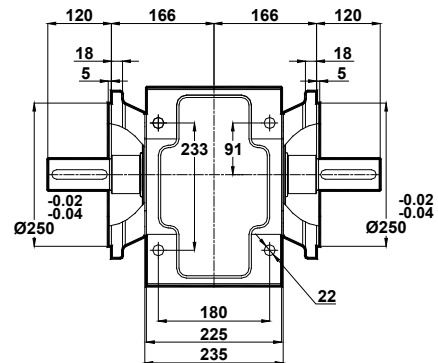
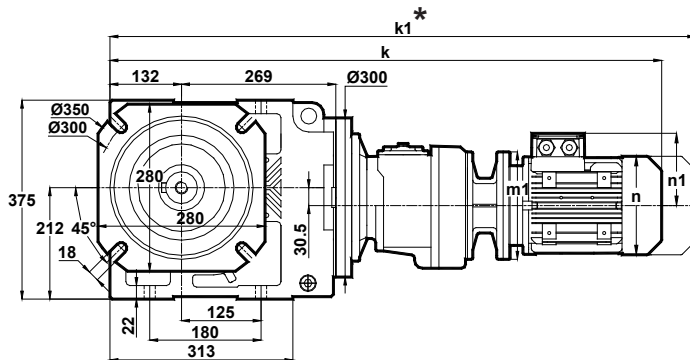
	63/B5	71/B5 71/B14	80/B5 80/B14
k	877	866	918
k1	938	957	1011
n / n1	121 / 97	137 / 112	155 / 121
m1 (B5)	140	160	200
m1 (B14)	-	105	120

**Morsettiera**  
Terminal Box Positions  
Klemmenkasten Positionen



**Poz.3**  
63-71-80  
Tipo / Type / Typ

**KV575.05**  
**KV576.05**



	63/B5	71/B5 71/B14	80/B5 80/B14
k	877	866	918
k1	938	957	1011
n / n1	121 / 97	137 / 112	155 / 121
m1 (B5)	140	160	200
m1 (B14)	-	105	120

La misura "k1" è per motori dotati di freno.  
Dimension "k1" is for motors with brake.  
Maße "k1" ist für Bremsenmotoren.



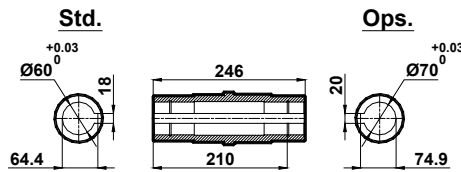
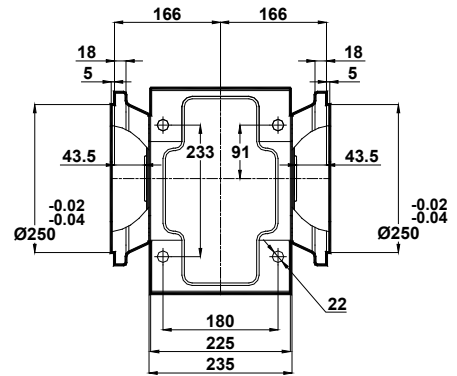
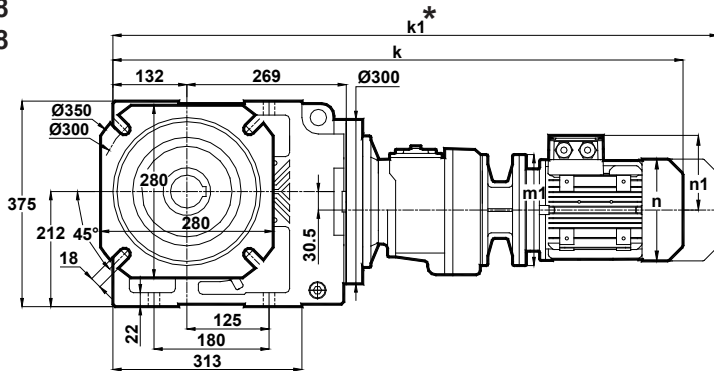
# Tabelle dimensionali

## Dimension Pages

### Abmessungsseiten

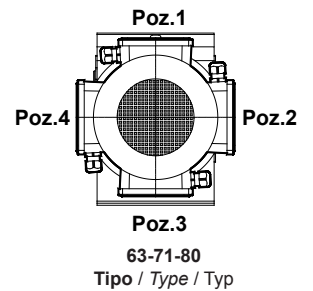
Foro di centraggio filettato secondo DIN 332 foglio 2 / Tapped center hole to DIN 332, sheet 2 / Zentrierung mit gewinde DIN 332, Blatt 2

**KV575.08**  
**KV576.08**




	63/B5	71/B5 71/B14	80/B5 80/B14
k	877	866	918
k1	938	957	1011
n / n1	121 / 97	137 / 112	155 / 121
m1 (B5)	140	160	200
m1 (B14)	-	105	120

**Morsettiera**  
Terminal Box Positions  
Klemmenkasten Positionen



La misura "k1" è per motori dotati di freno.  
Dimension "k1" is for motors with brake.  
Maße "k1" ist für Bremsenmotoren.



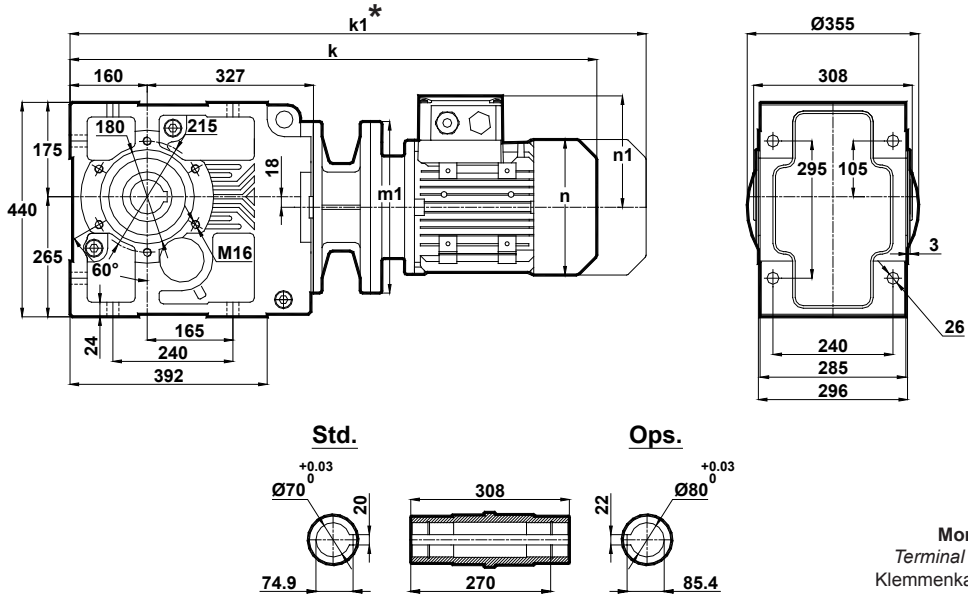
# Tabelle dimensionali

## Dimension Pages

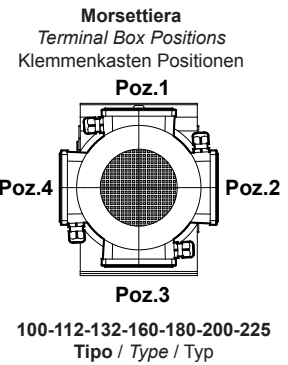
## Abmessungsseiten

Foro di centraggio filettato secondo DIN 332 foglio 2 / Tapped center hole to DIN 332, sheet 2 / Zentrierung mit gewinde DIN 332, Blatt 2

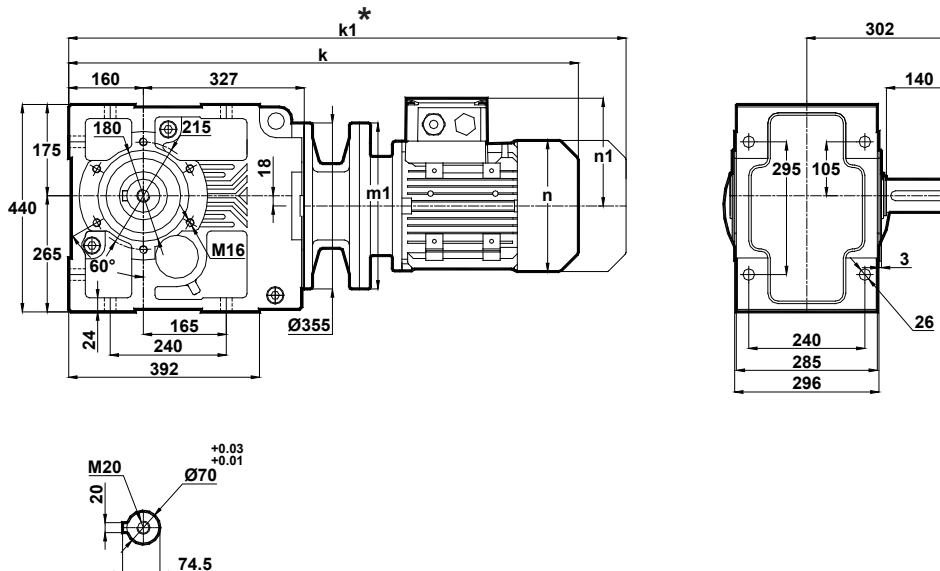
### KV673.00



	100L/B5	112M/B5	132S/B5 132S/B14	132M/B5 132M/B14	160M/B5	160L/B5	180M/B5	180L/B5	200L/B5	225S/B5	225M/B5
<b>k</b>	866	887	986	986	1140	1140	1230	1230	1303	1374	1399
<b>k1</b>	985.5	991.5	1116	1116	1320	1320	1400.5	1400.5	1489.5	1539	1564
<b>n / n1</b>	193 / 147	215 / 158	257 / 179	257 / 179	315 / 219	315 / 219	347 / 234	347 / 234	390 / 275	434 / 285	434 / 285
<b>m1 (B5)</b>	250	250	300	300	350	350	350	350	400	450	450
<b>m1 (B14)</b>	-	-	200	200	-	-	-	-	-	-	-



### KV673.01



	100L/B5	112M/B5	132S/B5 132S/B14	132M/B5 132M/B14	160M/B5	160L/B5	180M/B5	180L/B5	200L/B5	225S/B5	225M/B5
<b>k</b>	866	887	986	986	1140	1140	1230	1230	1303	1374	1399
<b>k1</b>	985.5	991.5	1116	1116	1320	1320	1400.5	1400.5	1489.5	1539	1564
<b>n / n1</b>	193 / 147	215 / 158	257 / 179	257 / 179	315 / 219	315 / 219	347 / 234	347 / 234	390 / 275	434 / 285	434 / 285
<b>m1 (B5)</b>	250	250	300	300	350	350	350	350	400	450	450
<b>m1 (B14)</b>	-	-	200	200	-	-	-	-	-	-	-

La misura "k1" è per motori dotati di freno.  
Dimension "k1" is for motors with brake.  
Maße "k1" ist für Bremsenmotoren.





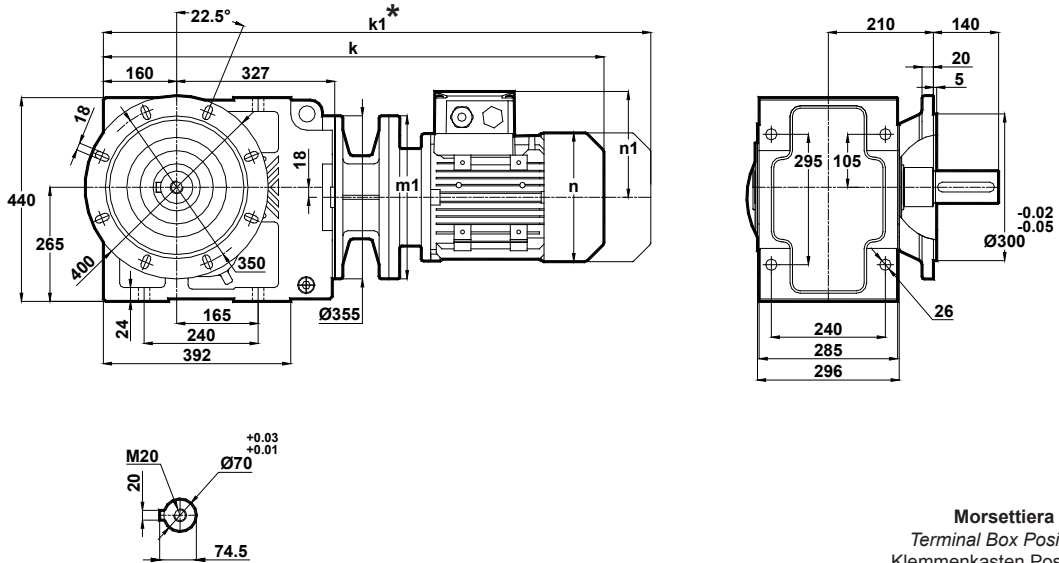
# Tabelle dimensionali

## Dimension Pages

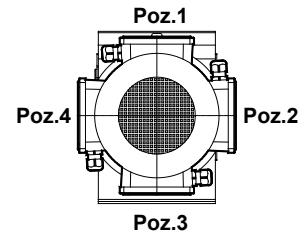
### Abmessungsseiten

Foro di centraggio filettato secondo DIN 332 foglio 2 / Tapped center hole to DIN 332, sheet 2 / Zentrierung mit gewinde DIN 332, Blatt 2

#### KV673.02



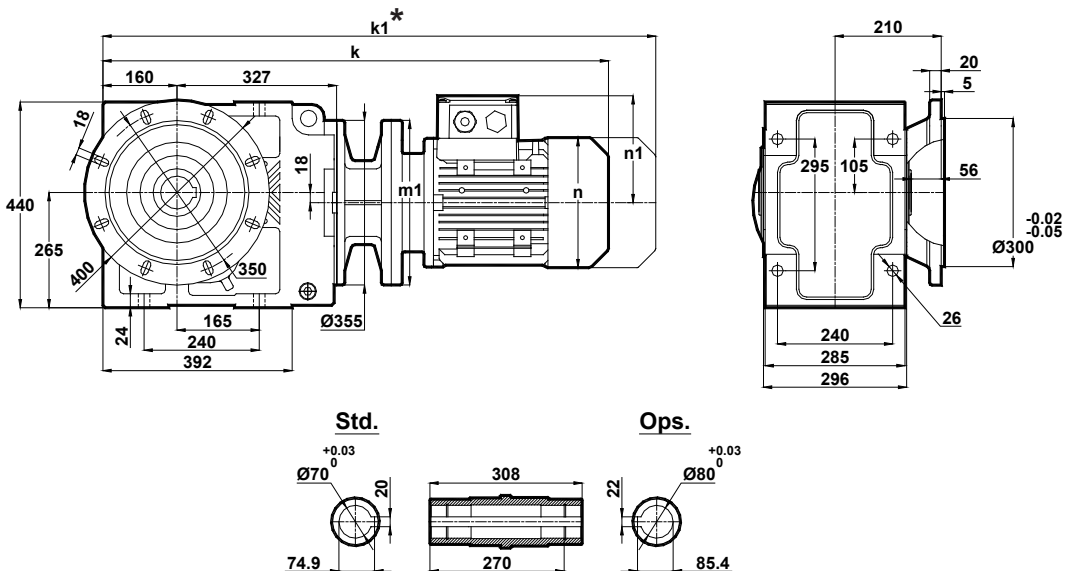
**Morsettiere**  
Terminal Box Positions  
Klemmenkasten Positionen



100-112-132-160-180-200-225  
Tipo / Type / Typ

	100L/B5	112M/B5	132S/B5 132S/B14	132M/B5 132M/B14	160M/B5	160L/B5	180M/B5	180L/B5	200L/B5	225S/B5	225M/B5
<b>k</b>	866	887	986	986	1140	1140	1230	1230	1303	1374	1399
<b>k1</b>	985.5	991.5	1116	1116	1320	1320	1400.5	1400.5	1489.5	1539	1564
<b>n / n1</b>	193 / 147	215 / 158	257 / 179	257 / 179	315 / 219	315 / 219	347 / 234	347 / 234	390 / 275	434 / 285	434 / 285
<b>m1 (B5)</b>	250	250	300	300	350	350	350	350	400	450	450
<b>m1 (B14)</b>	-	-	200	200	-	-	-	-	-	-	-

#### KV673.03



	100L/B5	112M/B5	132S/B5 132S/B14	132M/B5 132M/B14	160M/B5	160L/B5	180M/B5	180L/B5	200L/B5	225S/B5	225M/B5
<b>k</b>	866	887	986	986	1140	1140	1230	1230	1303	1374	1399
<b>k1</b>	985.5	991.5	1116	1116	1320	1320	1400.5	1400.5	1489.5	1539	1564
<b>n / n1</b>	193 / 147	215 / 158	257 / 179	257 / 179	315 / 219	315 / 219	347 / 234	347 / 234	390 / 275	434 / 285	434 / 285
<b>m1 (B5)</b>	250	250	300	300	350	350	350	350	400	450	450
<b>m1 (B14)</b>	-	-	200	200	-	-	-	-	-	-	-

La misura "k1" è per motori dotati di freno.  
Dimension "k1" is for motors with brake.  
Maße "k1" ist für Bremsenmotoren.



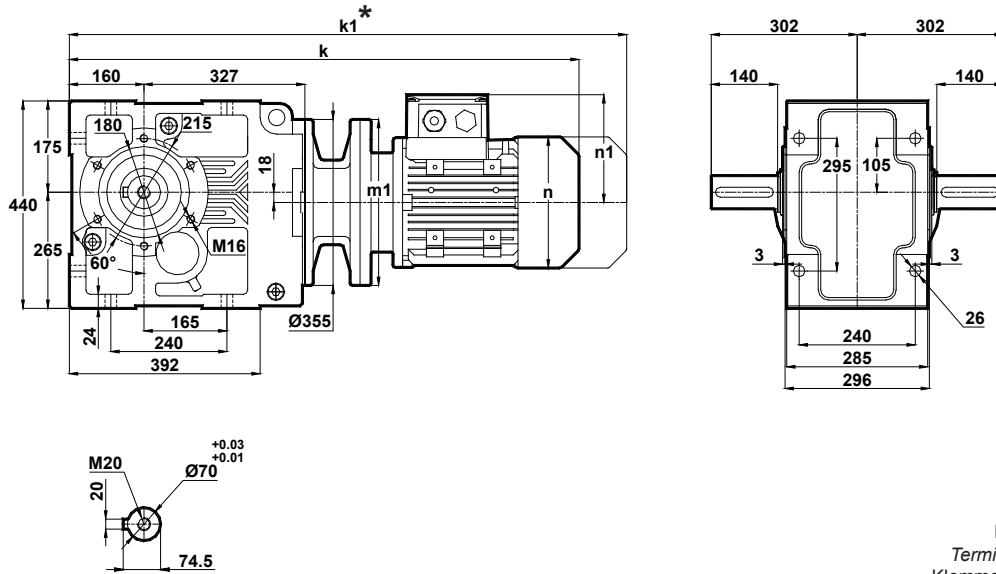
# Tabella dimensionali

## Dimension Pages

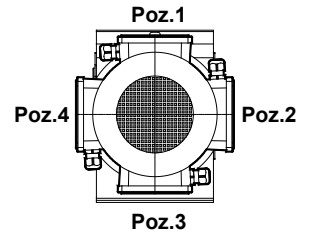
### Abmessungsseiten

Foro di centraggio filettato secondo DIN 332 foglio 2 / Tapped center hole to DIN 332, sheet 2 / Zentrierung mit gewinde DIN 332, Blatt 2

#### KV673.04



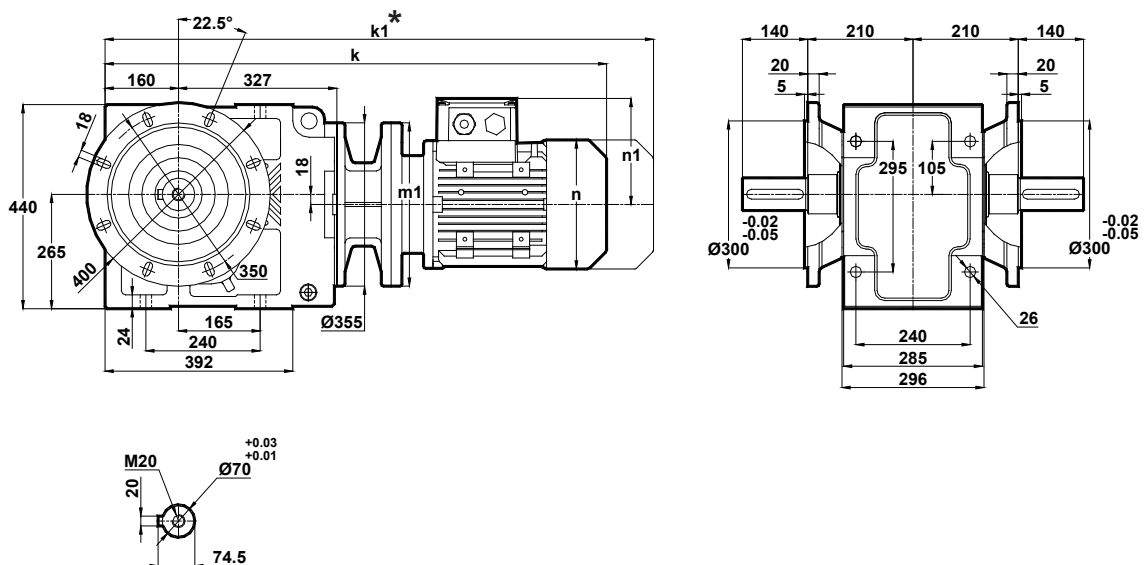
Morsetteria  
Terminal Box Positions  
Klemmenkasten Positionen



100-112-132-160-180-200-225  
Tipo / Type / Typ

	100L/B5	112M/B5	132S/B5 132S/B14	132M/B5 132M/B14	160M/B5	160L/B5	180M/B5	180L/B5	200L/B5	225S/B5	225M/B5
k	866	887	986	986	1140	1140	1230	1230	1303	1374	1399
k1	985.5	991.5	1116	1116	1320	1320	1400.5	1400.5	1489.5	1539	1564
n / n1	193 / 147	215 / 158	257 / 179	257 / 179	315 / 219	315 / 219	347 / 234	347 / 234	390 / 275	434 / 285	434 / 285
m1 (B5)	250	250	300	300	350	350	350	350	400	450	450
m1 (B14)	-	-	200	200	-	-	-	-	-	-	-

#### KV673.05



	100L/B5	112M/B5	132S/B5 132S/B14	132M/B5 132M/B14	160M/B5	160L/B5	180M/B5	180L/B5	200L/B5	225S/B5	225M/B5
k	866	887	986	986	1140	1140	1230	1230	1303	1374	1399
k1	985.5	991.5	1116	1116	1320	1320	1400.5	1400.5	1489.5	1539	1564
n / n1	193 / 147	215 / 158	257 / 179	257 / 179	315 / 219	315 / 219	347 / 234	347 / 234	390 / 275	434 / 285	434 / 285
m1 (B5)	250	250	300	300	350	350	350	350	400	450	450
m1 (B14)	-	-	200	200	-	-	-	-	-	-	-

La misura "k1" è per motori dotati di freno.  
Dimension "k1" is for motors with brake.  
Maße "k1" ist für Bremsenmotoren.



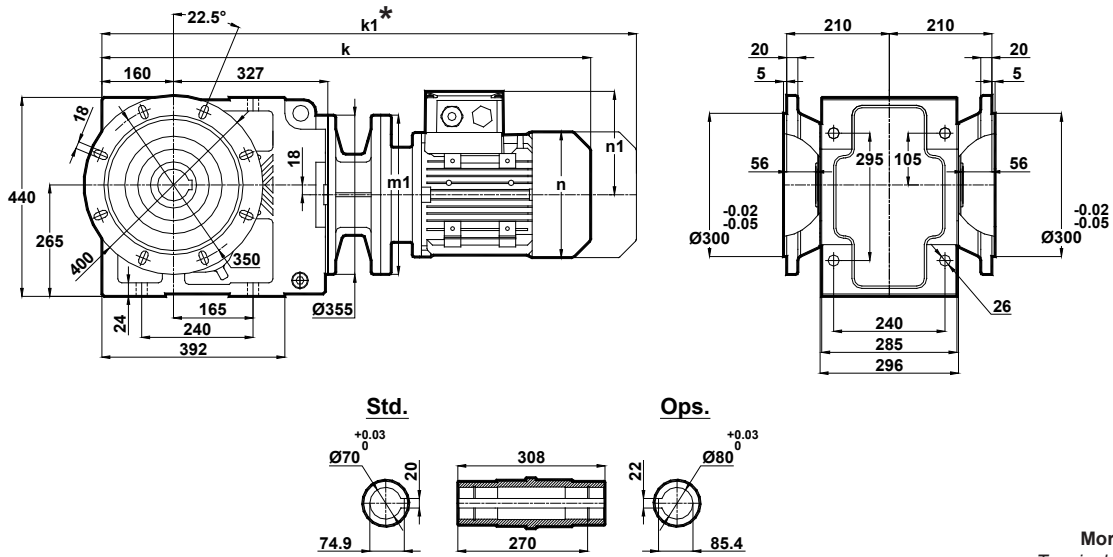
# Tabelle dimensionali

## Dimension Pages

## Abmessungsseiten

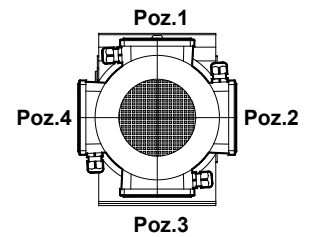
Foro di centraggio filettato secondo DIN 332 foglio 2 / Tapped center hole to DIN 332, sheet 2 / Zentrierung mit gewinde DIN 332, Blatt 2

**KV673.08**



**Morsettiera**  
Terminal Box Positions  
Klemmenkasten Positionen

	100L/B5	112M/B5	132S/B5 132S/B14	132M/B5 132M/B14	160M/B5	160L/B5	180M/B5	180L/B5	200L/B5	225S/B5	225M/B5
<b>k</b>	866	887	986	986	1140	1140	1230	1230	1303	1374	1399
<b>k1</b>	985.5	991.5	1116	1116	1320	1320	1400.5	1400.5	1489.5	1539	1564
<b>n / n1</b>	193 / 147	215 / 158	257 / 179	257 / 179	315 / 219	315 / 219	347 / 234	347 / 234	390 / 275	434 / 285	434 / 285
<b>m1 (B5)</b>	250	250	300	300	350	350	350	350	400	450	450
<b>m1 (B14)</b>	-	-	200	200	-	-	-	-	-	-	-



**100-112-132-160-180-200-225**  
Tipo / Type / Typ

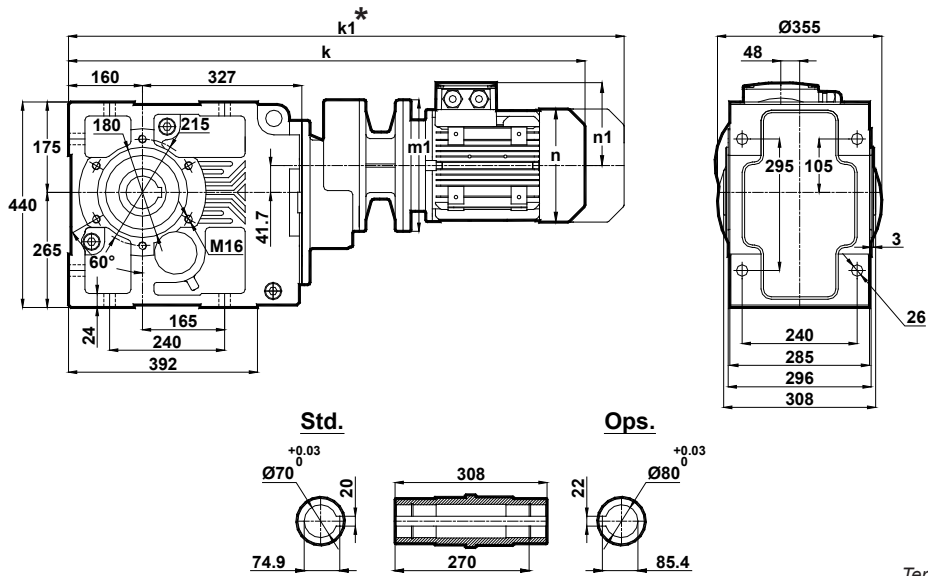
La misura "k1" è per motori dotati di freno.  
Dimension "k1" is for motors with brake.  
Maße "k1" ist für Bremsenmotoren.



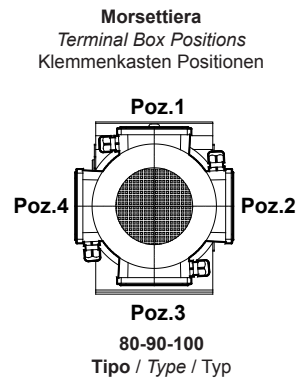
# Tabelle dimensionali Dimension Pages Abmessungsseiten

Foro di centraggio filettato secondo DIN 332 foglio 2 / Tapped center hole to DIN 332, sheet 2 / Zentrierung mit gewinde DIN 332, Blatt 2

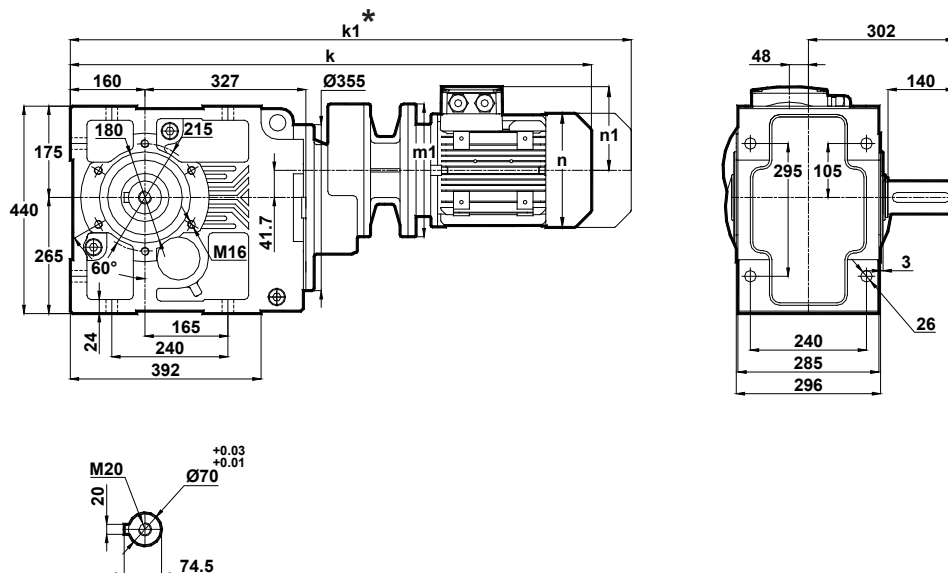
## KV674.00



	80/B5	90S/B5 90S/B14	90L/B5 90L/B14	100L/B5 100L/B14
k	880	921	921	975
k1	973	1025.5	1025.5	1094.5
n / n1	155 / 121	176 / 132	176 / 132	193 / 147
m1 (B5)	200	200	200	250
m1 (B14)	-	140	140	160



## KV674.01



	80/B5	90S/B5 90S/B14	90L/B5 90L/B14	100L/B5 100L/B14
k	880	921	921	975
k1	973	1025.5	1025.5	1094.5
n / n1	155 / 121	176 / 132	176 / 132	193 / 147
m1 (B5)	200	200	200	250
m1 (B14)	-	140	140	160

La misura "k1" è per motori dotati di freno.  
Dimension "k1" is for motors with brake.  
Maße "k1" ist für Bremsenmotoren.



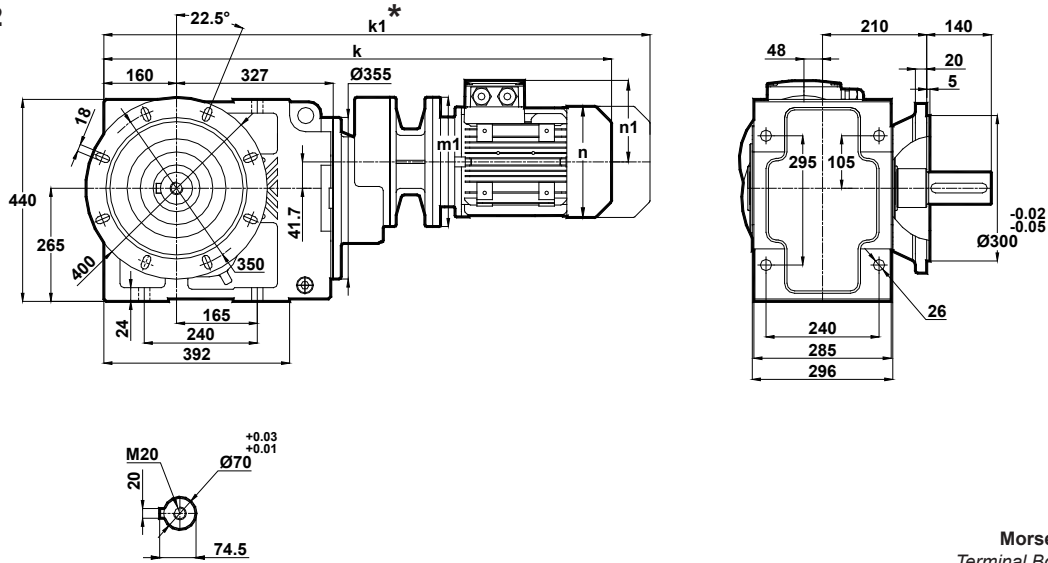
# Tabelle dimensionali

## Dimension Pages

## Abmessungsseiten

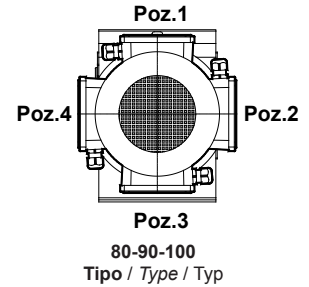
Foro di centraggio filettato secondo DIN 332 foglio 2 / Tapped center hole to DIN 332, sheet 2 / Zentrierung mit gewinde DIN 332, Blatt 2

### KV674.02

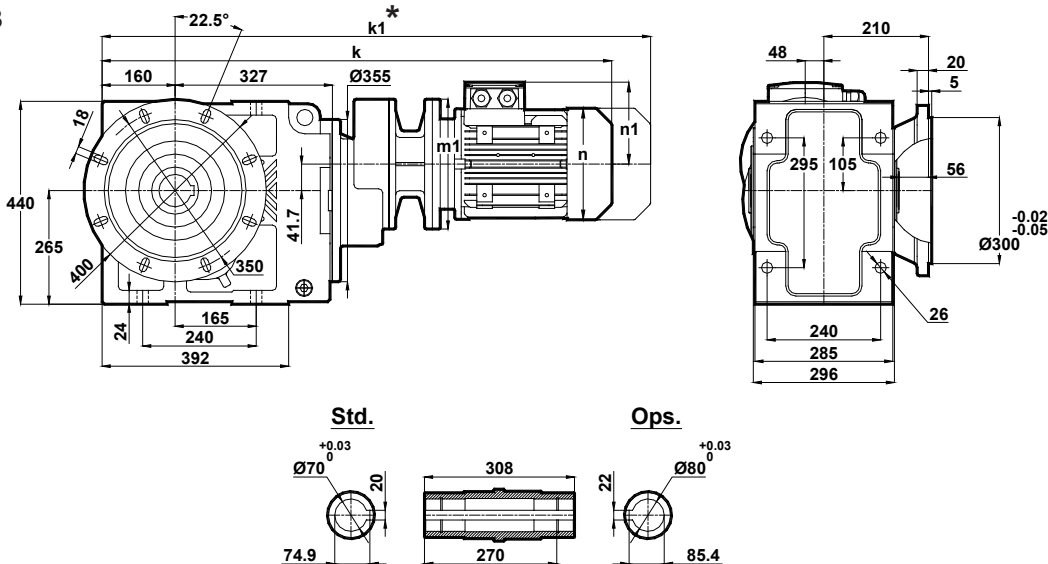


**Morsettiere**  
Terminal Box Positions  
Klemmenkasten Positionen

	80/B5	90S/B5 90S/B14	90L/B5 90L/B14	100L/B5 100L/B14
k	880	921	921	975
k1	973	1025.5	1025.5	1094.5
n / n1	155 / 121	176 / 132	176 / 132	193 / 147
m1 (B5)	200	200	200	250
m1 (B14)	-	140	140	160




### KV674.03



	80/B5	90S/B5 90S/B14	90L/B5 90L/B14	100L/B5 100L/B14
k	880	921	921	975
k1	973	1025.5	1025.5	1094.5
n / n1	155 / 121	176 / 132	176 / 132	193 / 147
m1 (B5)	200	200	200	250
m1 (B14)	-	140	140	160

La misura "k1" è per motori dotati di freno.  
Dimension "k1" is for motors with brake.  
Maße "k1" ist für Bremsenmotoren.



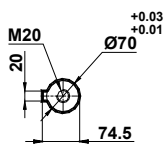
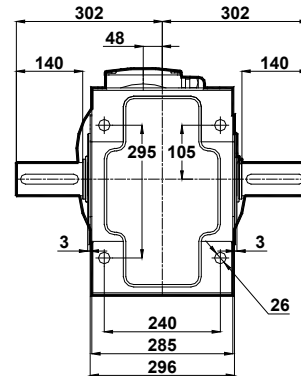
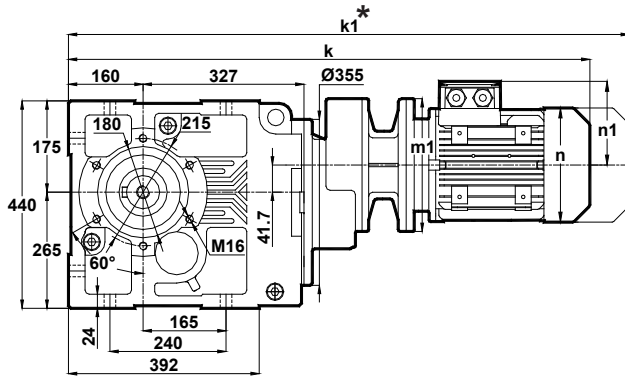
# Tabelle dimensionali

## Dimension Pages

## Abmessungsseiten

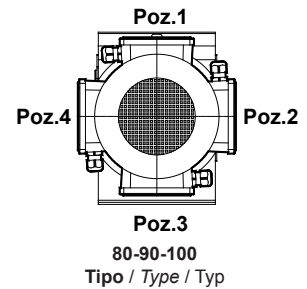
Foro di centraggio filettato secondo DIN 332 foglio 2 / Tapped center hole to DIN 332, sheet 2 / Zentrierung mit gewinde DIN 332, Blatt 2

### KV674.04

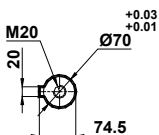
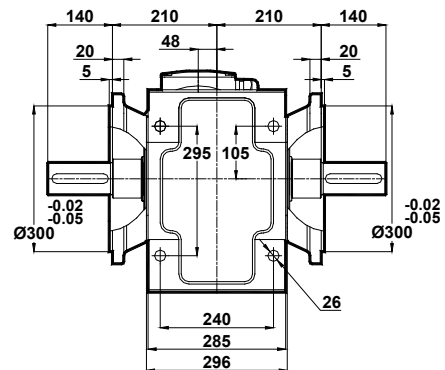
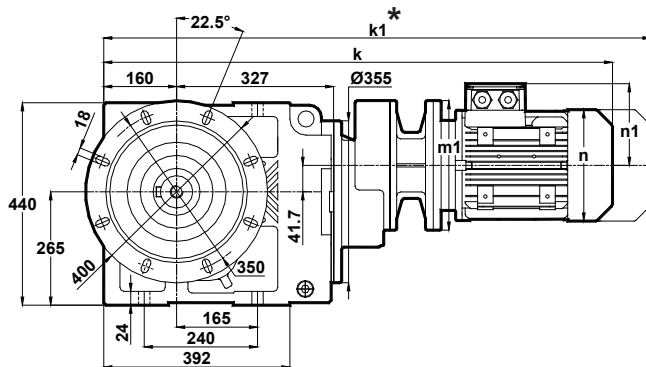


Morsettiera  
Terminal Box Positions  
Klemmenkasten Positionen

	80/B5	90S/B5 90S/B14	90L/B5 90L/B14	100L/B5 100L/B14
k	880	921	921	975
k1	973	1025.5	1025.5	1094.5
n / n1	155 / 121	176 / 132	176 / 132	193 / 147
m1 (B5)	200	200	200	250
m1 (B14)	-	140	140	160



### KV674.05



	80/B5	90S/B5 90S/B14	90L/B5 90L/B14	100L/B5 100L/B14
k	880	921	921	975
k1	973	1025.5	1025.5	1094.5
n / n1	155 / 121	176 / 132	176 / 132	193 / 147
m1 (B5)	200	200	200	250
m1 (B14)	-	140	140	160

La misura "k1" è per motori dotati di freno.  
Dimension "k1" is for motors with brake.  
Maße "k1" ist für Bremsenmotoren.



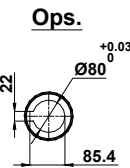
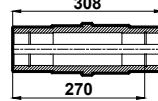
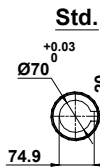
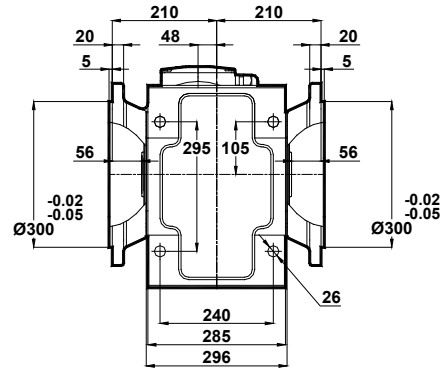
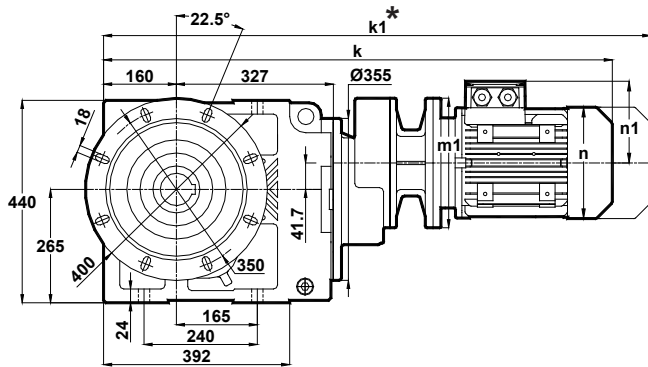
# Tabelle dimensionali

## Dimension Pages

## Abmessungsseiten

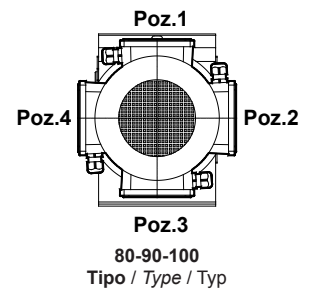
Foro di centraggio filettato secondo DIN 332 foglio 2 / Tapped center hole to DIN 332, sheet 2 / Zentrierung mit gewinde DIN 332, Blatt 2

**KV674.08**



**Morsettiera**  
Terminal Box Positions  
Klemmenkasten Positionen

	80/B5	90S/B5 90S/B14	90L/B5 90L/B14	100L/B5 100L/B14
<b>k</b>	880	921	921	975
<b>k1</b>	973	1025.5	1025.5	1094.5
<b>n / n1</b>	155 / 121	176 / 132	176 / 132	193 / 147
<b>m1 (B5)</b>	200	200	200	250
<b>m1 (B14)</b>	-	140	140	160



La misura "k1" è per motori dotati di freno.  
Dimension "k1" is for motors with brake.  
Maße "k1" ist für Bremsenmotoren.



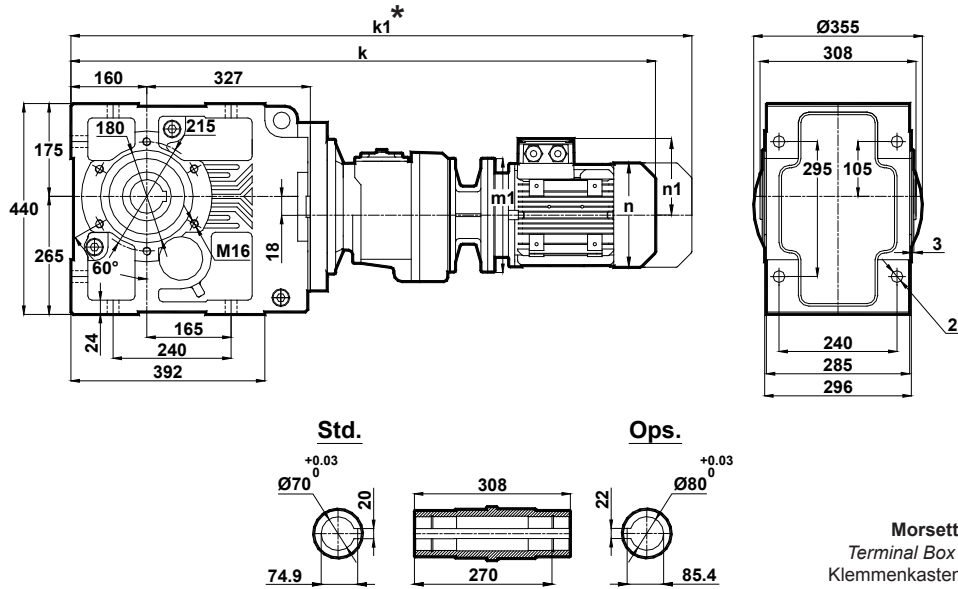
# Tabella dimensionali

## Dimension Pages

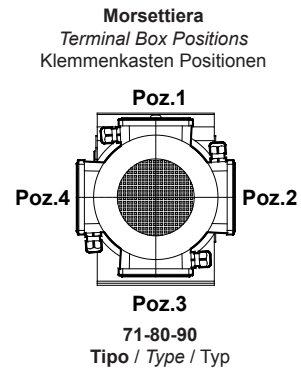
## Abmessungsseiten

Foro di centraggio filettato secondo DIN 332 foglio 2 / Tapped center hole to DIN 332, sheet 2 / Zentrierung mit gewinde DIN 332, Blatt 2

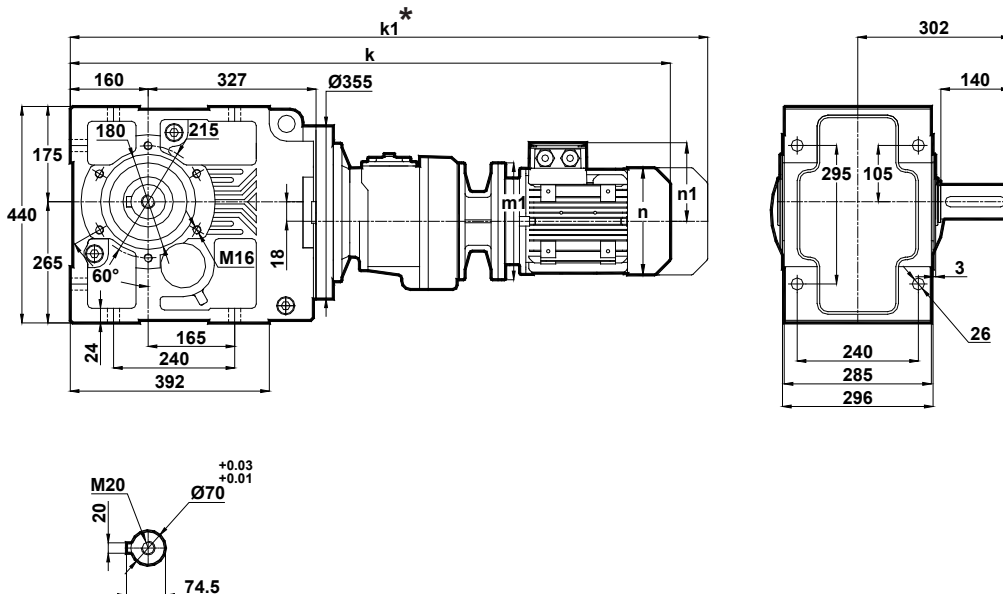
**KV675.00**  
**KV676.00**



	71/B5	80/B5 80/B14	90S/B5 90S/B14	90L/B5 90L/B14
k	1008	1031	1072	1072
k1	1099	1124	1176.5	1176.5
n / n1	137 / 112	155 / 121	176 / 132	176 / 132
m1 (B5)	160	200	200	200
m1 (B14)	-	120	140	140



**KV675.01**  
**KV676.01**



	71/B5	80/B5 80/B14	90S/B5 90S/B14	90L/B5 90L/B14
k	1008	1031	1072	1072
k1	1099	1124	1176.5	1176.5
n / n1	137 / 112	155 / 121	176 / 132	176 / 132
m1 (B5)	160	200	200	200
m1 (B14)	-	120	140	140

La misura "k1" è per motori dotati di freno.  
Dimension "k1" is for motors with brake.  
Maße "k1" ist für Bremsenmotoren.





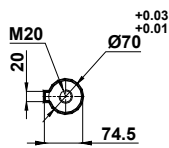
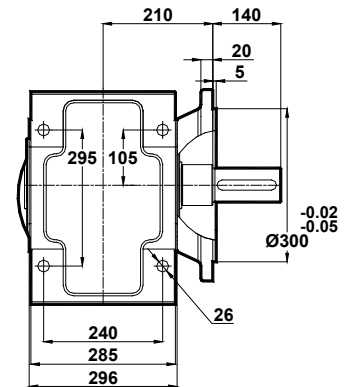
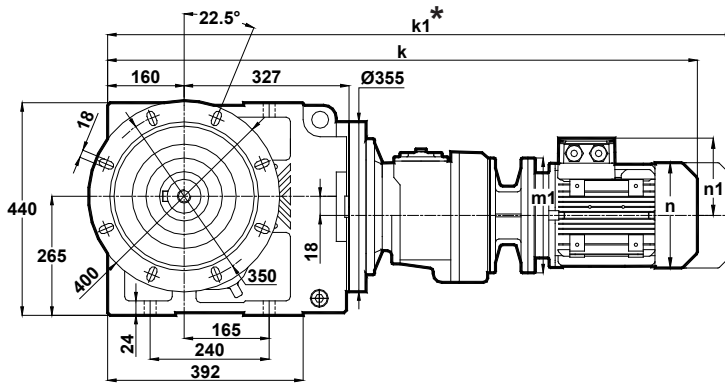
# Tabelle dimensionali

## Dimension Pages

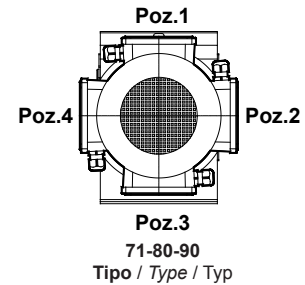
### Abmessungsseiten

Foro di centraggio filettato secondo DIN 332 foglio 2 / Tapped center hole to DIN 332, sheet 2 / Zentrierung mit gewinde DIN 332, Blatt 2

**KV675.02**  
**KV676.02**

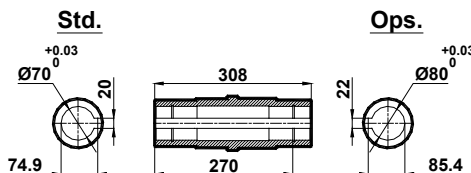
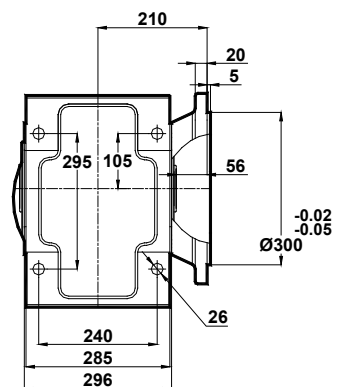
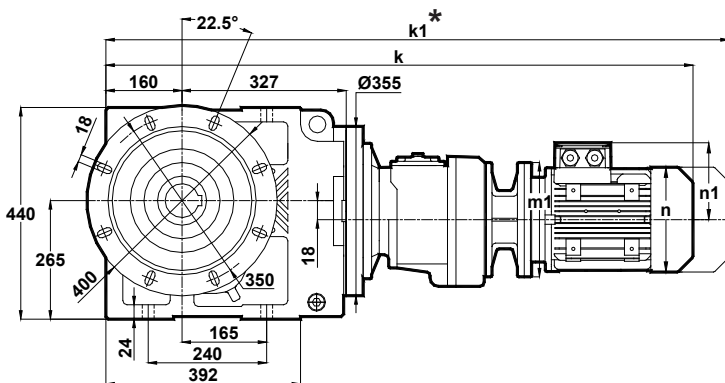


**Morsettiera**  
Terminal Box Positions  
Klemmenkasten Positionen




	71/B5	80/B5 80/B14	90S/B5 90S/B14	90L/B5 90L/B14
k	1008	1031	1072	1072
k1	1099	1124	1176.5	1176.5
n / n1	137 / 112	155 / 121	176 / 132	176 / 132
m1 (B5)	160	200	200	200
m1 (B14)	-	120	140	140

**KV675.03**  
**KV676.03**



	71/B5	80/B5 80/B14	90S/B5 90S/B14	90L/B5 90L/B14
k	1008	1031	1072	1072
k1	1099	1124	1176.5	1176.5
n / n1	137 / 112	155 / 121	176 / 132	176 / 132
m1 (B5)	160	200	200	200
m1 (B14)	-	120	140	140

La misura "k1" è per motori dotati di freno.  
Dimension "k1" is for motors with brake.  
Maße "k1" ist für Bremsenmotoren.



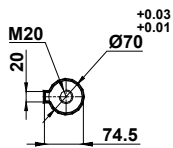
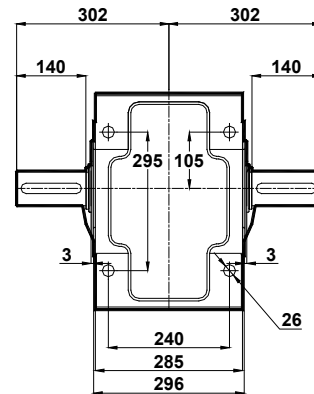
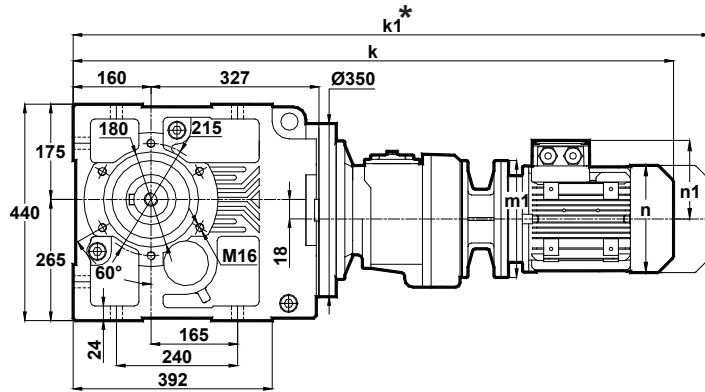
# Tabelle dimensionali

## Dimension Pages

## Abmessungsseiten

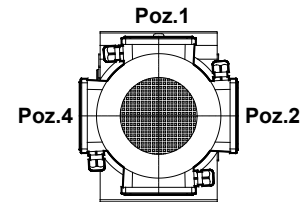
Foro di centraggio filettato secondo DIN 332 foglio 2 / Tapped center hole to DIN 332, sheet 2 / Zentrierung mit gewinde DIN 332, Blatt 2

KV675.04  
KV676.04



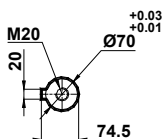
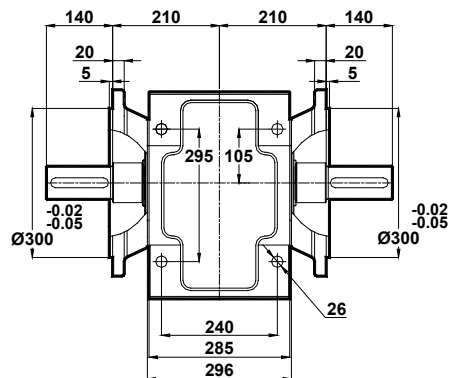
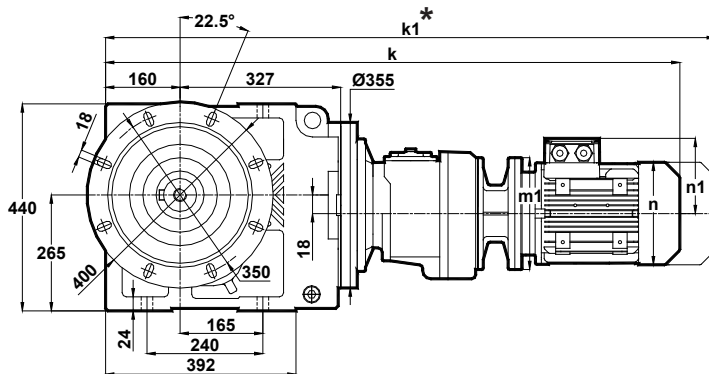
	71/B5	80/B5 80/B14	90S/B5 90S/B14	90L/B5 90L/B14
k	1008	1031	1072	1072
k1	1099	1124	1176.5	1176.5
n / n1	137 / 112	155 / 121	176 / 132	176 / 132
m1 (B5)	160	200	200	200
m1 (B14)	-	120	140	140

Morsettiera  
Terminal Box Positions  
Klemmenkasten Positionen



Poz.3  
71-80-90  
Tipo / Type / Typ

KV675.05  
KV676.05



	71/B5	80/B5 80/B14	90S/B5 90S/B14	90L/B5 90L/B14
k	1008	1031	1072	1072
k1	1099	1124	1176.5	1176.5
n / n1	137 / 112	155 / 121	176 / 132	176 / 132
m1 (B5)	160	200	200	200
m1 (B14)	-	120	140	140

La misura "k1" è per motori dotati di freno.  
Dimension "k1" is for motors with brake.  
Maße "k1" ist für Bremsenmotoren.



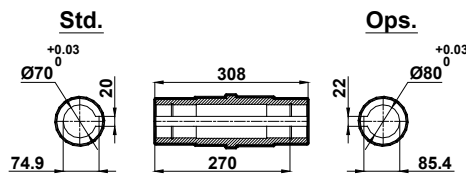
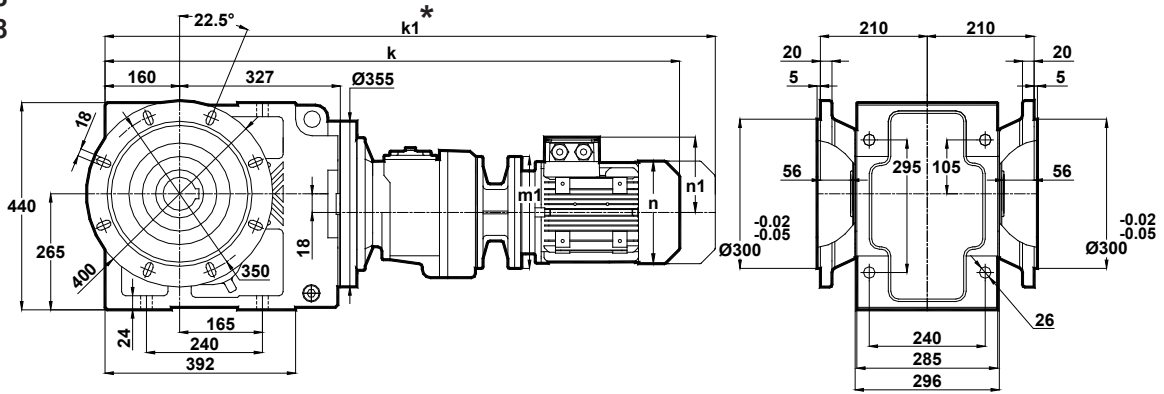
# Tabelle dimensionali

## Dimension Pages

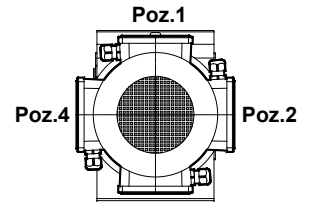
## Abmessungsseiten

Foro di centraggio filettato secondo DIN 332 foglio 2 / Tapped center hole to DIN 332, sheet 2 / Zentrierung mit gewinde DIN 332, Blatt 2

KV675.08  
KV676.08



**Morsettiera**  
Terminal Box Positions  
Klemmenkasten Positionen




**Poz.3**

71-80-90  
Tipo / Type / Typ

	71/B5	80/B5 80/B14	90S/B5 90S/B14	90L/B5 90L/B14
<b>k</b>	1008	1031	1072	1072
<b>k1</b>	1099	1124	1176.5	1176.5
<b>n / n1</b>	137 / 112	155 / 121	176 / 132	176 / 132
<b>m1 (B5)</b>	160	200	200	200
<b>m1 (B14)</b>	-	120	140	140

La misura "k1" è per motori dotati di freno.  
Dimension "k1" is for motors with brake.  
Maße "k1" ist für Bremsenmotoren.



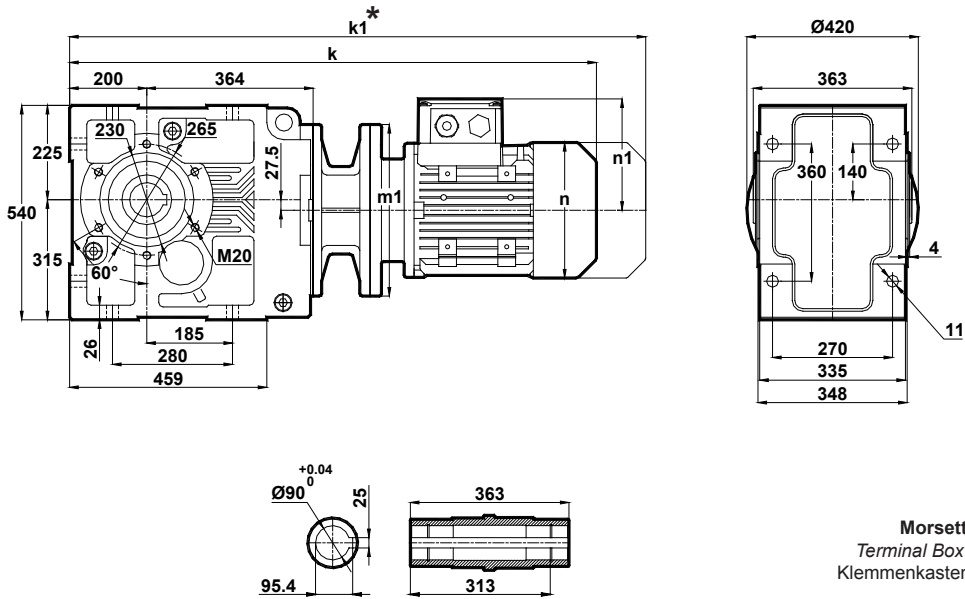
# Tabelle dimensionali

## Dimension Pages

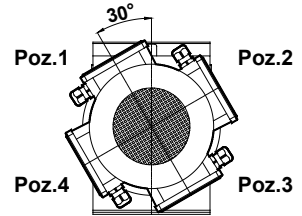
### Abmessungsseiten

Foro di centraggio filettato secondo DIN 332 foglio 2 / Tapped center hole to DIN 332, sheet 2 / Zentrierung mit gewinde DIN 332, Blatt 2

#### KV773.00



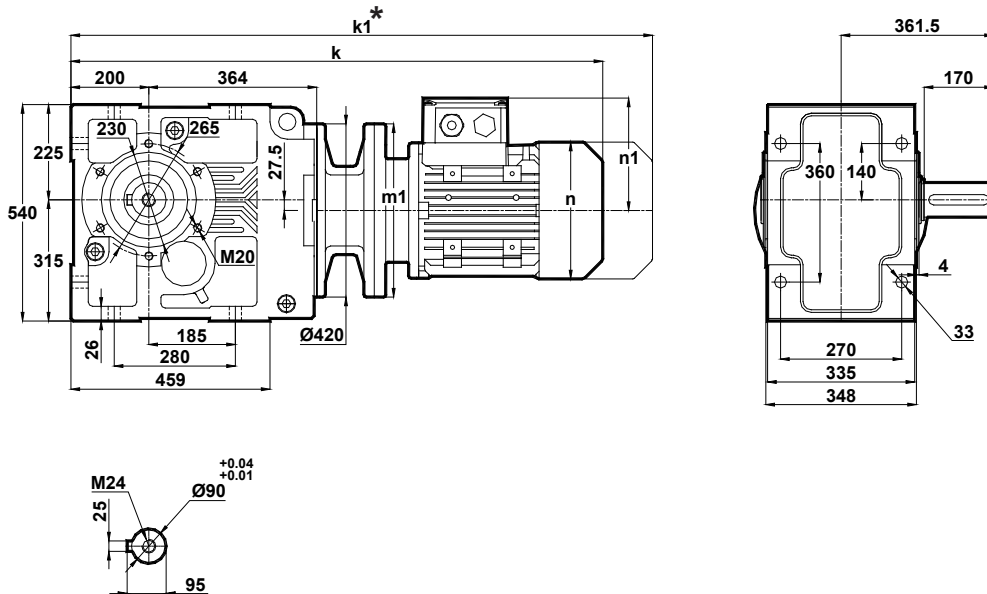
Morsettiera  
Terminal Box Positions  
Klemmenkasten Positionen



132-160-180-200-225-250  
Tipo / Type / Typ

	132S/B5	132M/B5	160M/B5	160L/B5	180M/B5	180L/B5	200L/B5	225S/B5	225M/B5	250M/B5
k	1063	1063	1212	1212	1301	1301	1376	1447	1472	1548
k1	1193	1193	1392	1392	1471.5	1471.5	1562.5	1612	1637	1718.5
n / n1	257 / 179	257 / 179	315 / 219	315 / 219	347 / 234	347 / 234	390 / 275	434 / 285	434 / 285	480 / 322
m1 (B5)	300	300	350	350	350	350	400	450	450	550
m1 (B14)	-	-	-	-	-	-	-	-	-	-

#### KV773.01



	132S/B5	132M/B5	160M/B5	160L/B5	180M/B5	180L/B5	200L/B5	225S/B5	225M/B5	250M/B5
k	1063	1063	1212	1212	1301	1301	1376	1447	1472	1548
k1	1193	1193	1392	1392	1471.5	1471.5	1562.5	1612	1637	1718.5
n / n1	257 / 179	257 / 179	315 / 219	315 / 219	347 / 234	347 / 234	390 / 275	434 / 285	434 / 285	480 / 322
m1 (B5)	300	300	350	350	350	350	400	450	450	550
m1 (B14)	-	-	-	-	-	-	-	-	-	-

La misura "k1" è per motori dotati di freno.  
Dimension "k1" is for motors with brake.  
Maße "k1" ist für Bremsenmotoren.



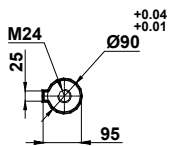
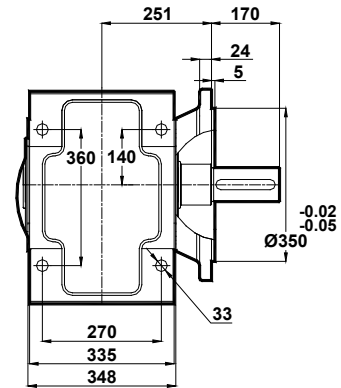
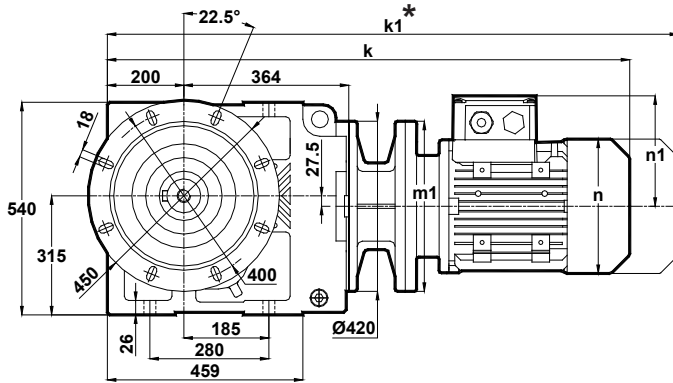
# Tabelle dimensionali

## Dimension Pages

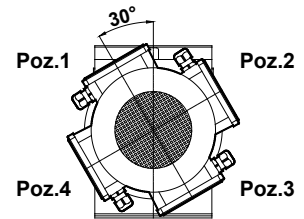
### Abmessungsseiten

Foro di centraggio filettato secondo DIN 332 foglio 2 / Tapped center hole to DIN 332, sheet 2 / Zentrierung mit gewinde DIN 332, Blatt 2

#### KV773.02



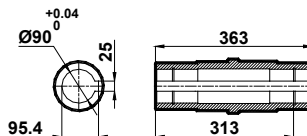
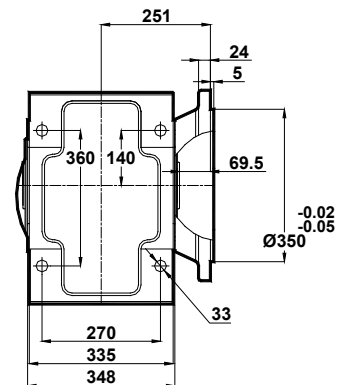
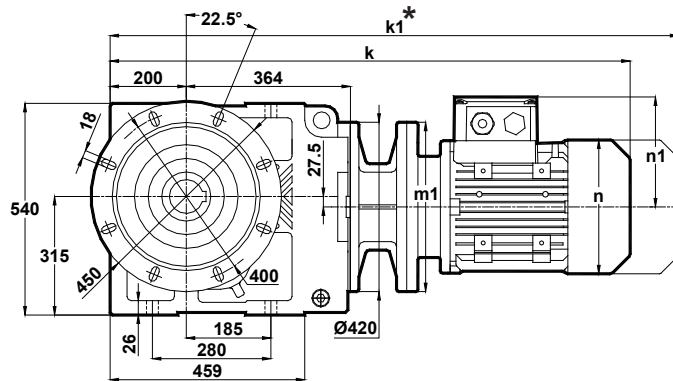
**Morsettiere**  
Terminal Box Positions  
Klemmenkasten Positionen



132-160-180-200-225-250  
Tipo / Type / Typ

	132S/B5	132M/B5	160M/B5	160L/B5	180M/B5	180L/B5	200L/B5	225S/B5	225M/B5	250M/B5
<b>k</b>	1063	1063	1212	1212	1301	1301	1376	1447	1472	1548
<b>k1</b>	1193	1193	1392	1392	1471.5	1471.5	1562.5	1612	1637	1718.5
<b>n / n1</b>	257 / 179	257 / 179	315 / 219	315 / 219	347 / 234	347 / 234	390 / 275	434 / 285	434 / 285	480 / 322
<b>m1 (B5)</b>	300	300	350	350	350	350	400	450	450	550
<b>m1 (B14)</b>	-	-	-	-	-	-	-	-	-	-

#### KV773.03



	132S/B5	132M/B5	160M/B5	160L/B5	180M/B5	180L/B5	200L/B5	225S/B5	225M/B5	250M/B5
<b>k</b>	1063	1063	1212	1212	1301	1301	1376	1447	1472	1548
<b>k1</b>	1193	1193	1392	1392	1471.5	1471.5	1562.5	1612	1637	1718.5
<b>n / n1</b>	257 / 179	257 / 179	315 / 219	315 / 219	347 / 234	347 / 234	390 / 275	434 / 285	434 / 285	480 / 322
<b>m1 (B5)</b>	300	300	350	350	350	350	400	450	450	550
<b>m1 (B14)</b>	-	-	-	-	-	-	-	-	-	-

La misura "k1" è per motori dotati di freno.  
Dimension "k1" is for motors with brake.  
Maße "k1" ist für Bremsenmotoren.



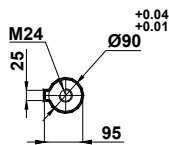
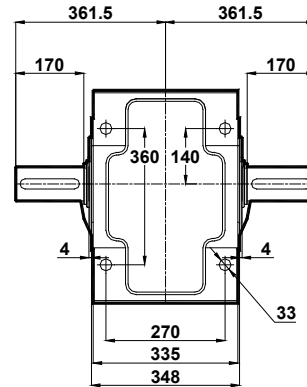
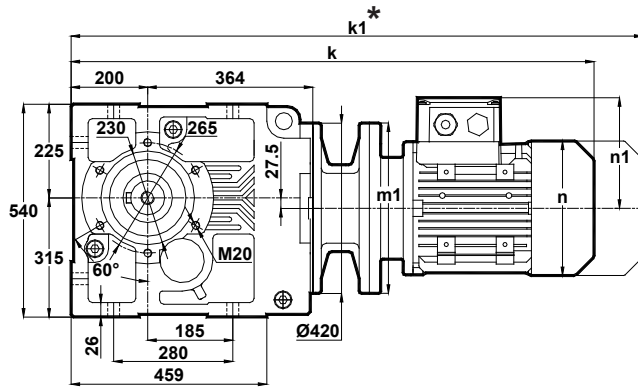
# Tabella dimensionali

## Dimension Pages

### Abmessungsseiten

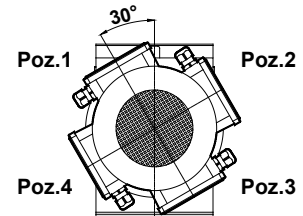
Foro di centraggio filettato secondo DIN 332 foglio 2 / Tapped center hole to DIN 332, sheet 2 / Zentrierung mit gewinde DIN 332, Blatt 2

#### KV773.04



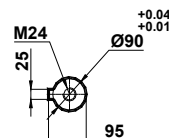
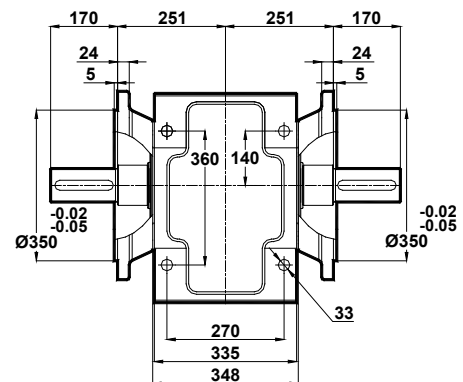
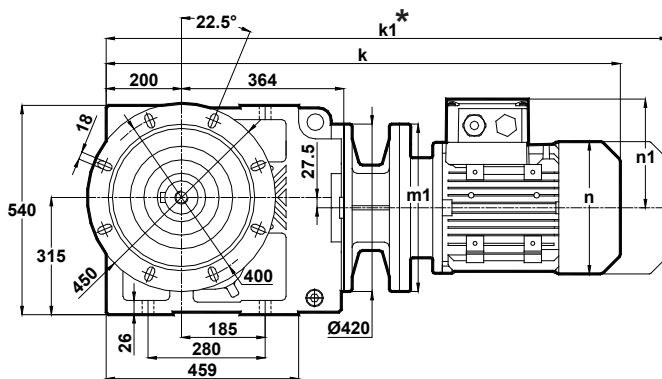
Morsettiera  
Terminal Box Positions  
Klemmenkasten Positionen

	132S/B5	132M/B5	160M/B5	160L/B5	180M/B5	180L/B5	200L/B5	225S/B5	225M/B5	250M/B5
k	1063	1063	1212	1212	1301	1301	1376	1447	1472	1548
k1	1193	1193	1392	1392	1471.5	1471.5	1562.5	1612	1637	1718.5
n / n1	257 / 179	257 / 179	315 / 219	315 / 219	347 / 234	347 / 234	390 / 275	434 / 285	434 / 285	480 / 322
m1 (B5)	300	300	350	350	350	350	400	450	450	550
m1 (B14)	-	-	-	-	-	-	-	-	-	-




132-160-180-200-225-250  
Tipo / Type / Typ

#### KV773.05



	132S/B5	132M/B5	160M/B5	160L/B5	180M/B5	180L/B5	200L/B5	225S/B5	225M/B5	250M/B5
k	1063	1063	1212	1212	1301	1301	1376	1447	1472	1548
k1	1193	1193	1392	1392	1471.5	1471.5	1562.5	1612	1637	1718.5
n / n1	257 / 179	257 / 179	315 / 219	315 / 219	347 / 234	347 / 234	390 / 275	434 / 285	434 / 285	480 / 322
m1 (B5)	300	300	350	350	350	350	400	450	450	550
m1 (B14)	-	-	-	-	-	-	-	-	-	-

La misura "k1" è per motori dotati di freno.  
Dimension "k1" is for motors with brake.  
Maße "k1" ist für Bremsenmotoren.



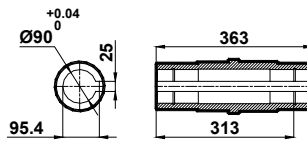
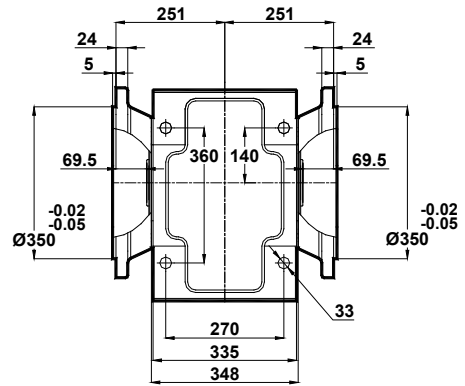
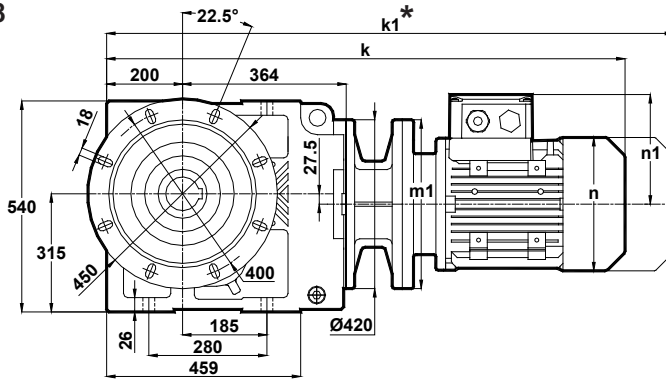
# Tabelle dimensionali

## Dimension Pages

### Abmessungsseiten

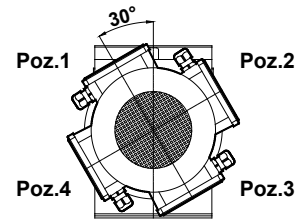
Foro di centraggio filettato secondo DIN 332 foglio 2 / Tapped center hole to DIN 332, sheet 2 / Zentrierung mit gewinde DIN 332, Blatt 2

KV773.08




**Morsettiere**  
Terminal Box Positions  
Klemmenkasten Positionen

	132S/B5	132M/B5	160M/B5	160L/B5	180M/B5	180L/B5	200L/B5	225S/B5	225M/B5	250M/B5
<b>k</b>	1063	1063	1212	1212	1301	1301	1376	1447	1472	1548
<b>k1</b>	1193	1193	1392	1392	1471.5	1471.5	1562.5	1612	1637	1718.5
<b>n / n1</b>	257 / 179	257 / 179	315 / 219	315 / 219	347 / 234	347 / 234	390 / 275	434 / 285	434 / 285	480 / 322
<b>m1 (B5)</b>	300	300	350	350	350	350	400	450	450	550
<b>m1 (B14)</b>	-	-	-	-	-	-	-	-	-	-



132-160-180-200-225-250  
Tipo / Type / Typ

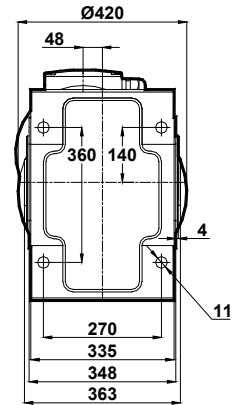
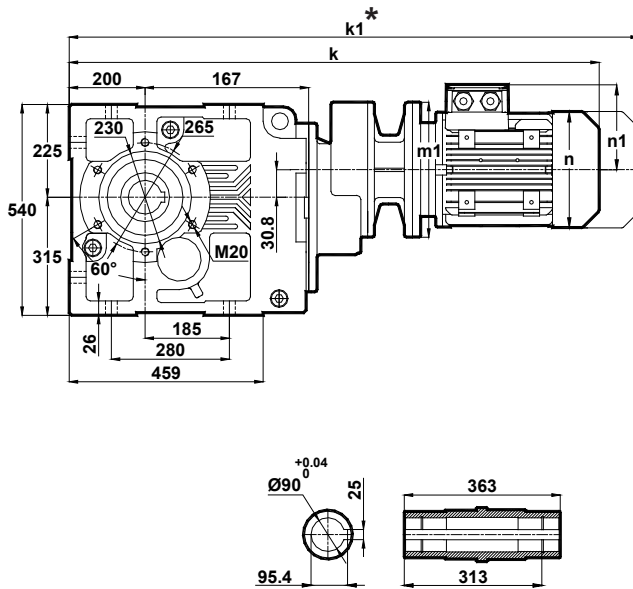
La misura "k1" è per motori dotati di freno.  
Dimension "k1" is for motors with brake.  
Maße "k1" ist für Bremsenmotoren.



# Tabella dimensionali Dimension Pages Abmessungsseiten

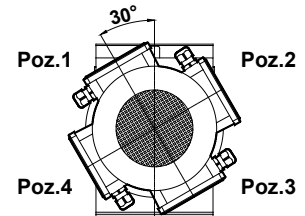
Foro di centraggio filettato secondo DIN 332 foglio 2 / Tapped center hole to DIN 332, sheet 2 / Zentrierung mit gewinde DIN 332, Blatt 2

## KV774.00



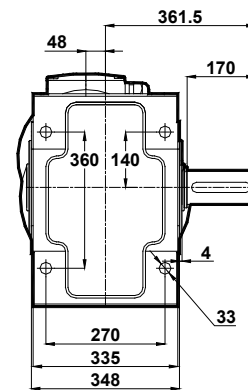
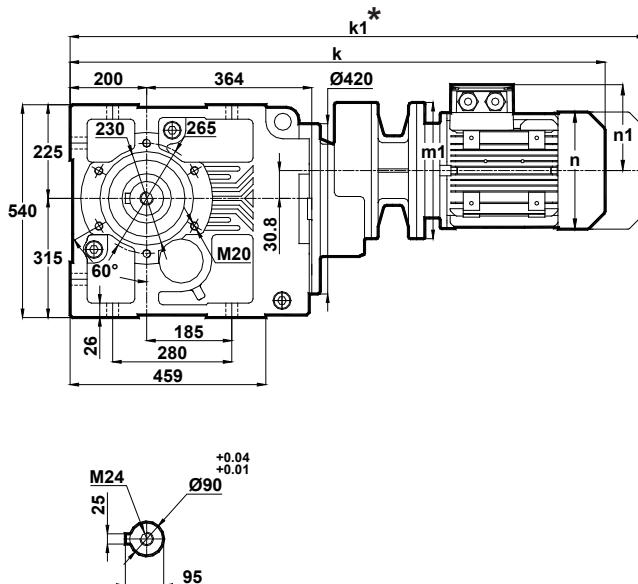
**Morsettiera**  
Terminal Box Positions  
Klemmenkasten Positionen

	90S/B5 90S/B14	90L/B5 90L/B14	100L/B5 100L/B14	112M/B5 112M/B14	132S/B5 132S/B14	132M/B5 132M/B14
<b>k</b>	998	998	1052	1072	1175	1175
<b>k1</b>	1102.5	1102.5	1171.5	1176.5	1305	1305
<b>n / n1</b>	176 / 132	176 / 132	193 / 147	215 / 158	257 / 179	257 / 179
<b>m1 (B5)</b>	200	200	250	250	300	300
<b>m1 (B14)</b>	140	140	160	160	200	200



90-100-112-132  
Tipo / Type / Typ

## KV774.01



	90S/B5 90S/B14	90L/B5 90L/B14	100L/B5 100L/B14	112M/B5 112M/B14	132S/B5 132S/B14	132M/B5 132M/B14
<b>k</b>	998	998	1052	1072	1175	1175
<b>k1</b>	1102.5	1102.5	1171.5	1176.5	1305	1305
<b>n / n1</b>	176 / 132	176 / 132	193 / 147	215 / 158	257 / 179	257 / 179
<b>m1 (B5)</b>	200	200	250	250	300	300
<b>m1 (B14)</b>	140	140	160	160	200	200

La misura "k1" è per motori dotati di freno.  
Dimension "k1" is for motors with brake.  
Maße "k1" ist für Bremsenmotoren.





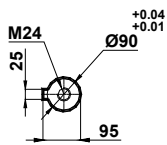
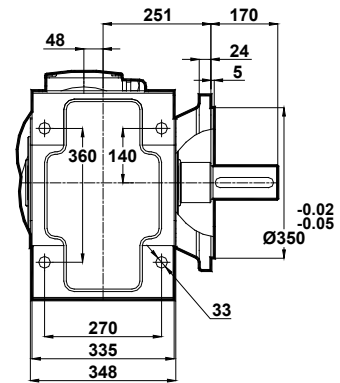
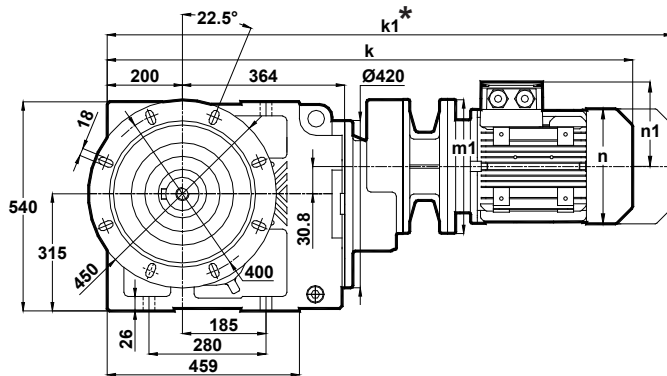
# Tabelle dimensionali

## Dimension Pages

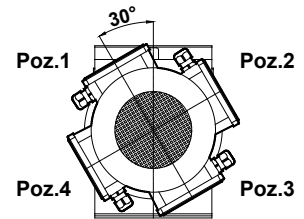
### Abmessungsseiten

Foro di centraggio filettato secondo DIN 332 foglio 2 / Tapped center hole to DIN 332, sheet 2 / Zentrierung mit gewinde DIN 332, Blatt 2

#### KV774.02



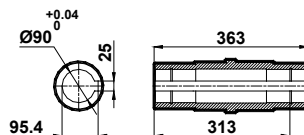
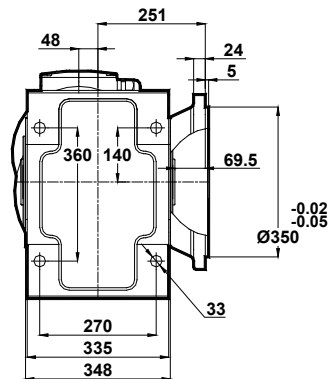
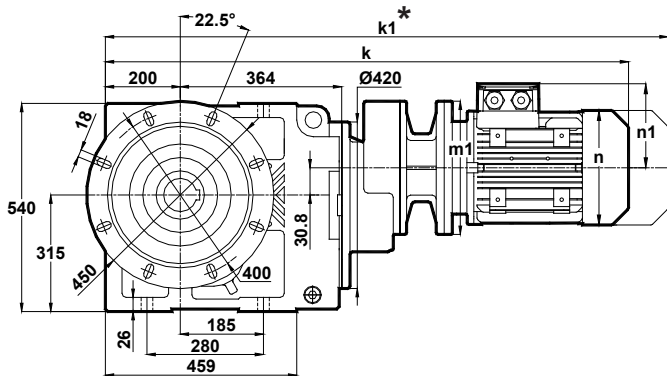
**Morsettiere**  
Terminal Box Positions  
Klemmenkasten Positionen



90-100-112-132  
Tipo / Type / Typ

	90S/B5 90S/B14	90L/B5 90L/B14	100L/B5 100L/B14	112M/B5 112M/B14	132S/B5 132S/B14	132M/B5 132M/B14
k	998	998	1052	1072	1175	1175
k1	1102.5	1102.5	1171.5	1176.5	1305	1305
n / n1	176 / 132	176 / 132	193 / 147	215 / 158	257 / 179	257 / 179
m1 (B5)	200	200	250	250	300	300
m1 (B14)	140	140	160	160	200	200

#### KV774.03



	90S/B5 90S/B14	90L/B5 90L/B14	100L/B5 100L/B14	112M/B5 112M/B14	132S/B5 132S/B14	132M/B5 132M/B14
k	998	998	1052	1072	1175	1175
k1	1102.5	1102.5	1171.5	1176.5	1305	1305
n / n1	176 / 132	176 / 132	193 / 147	215 / 158	257 / 179	257 / 179
m1 (B5)	200	200	250	250	300	300
m1 (B14)	140	140	160	160	200	200

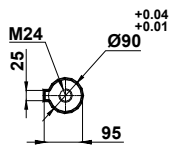
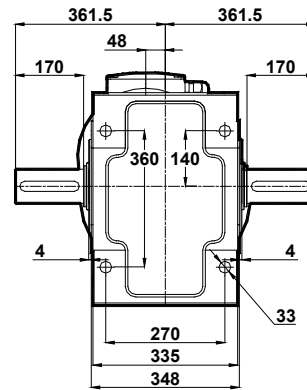
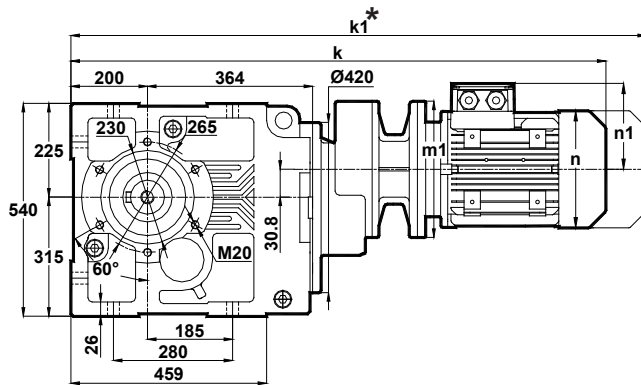
La misura "k1" è per motori dotati di freno.  
Dimension "k1" is for motors with brake.  
Maße "k1" ist für Bremsenmotoren.



# Tabella dimensionali Dimension Pages Abmessungsseiten

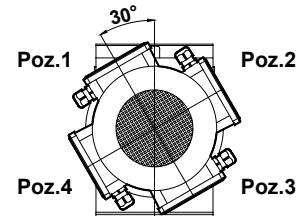
Foro di centraggio filettato secondo DIN 332 foglio 2 / Tapped center hole to DIN 332, sheet 2 / Zentrierung mit gewinde DIN 332, Blatt 2

## KV774.04



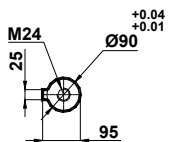
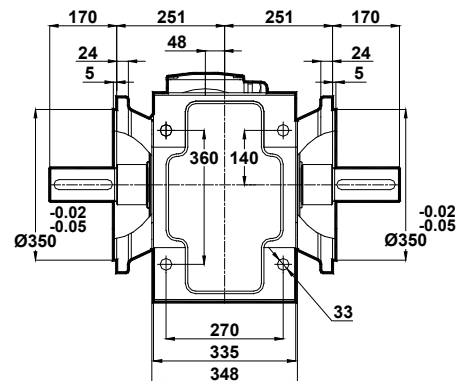
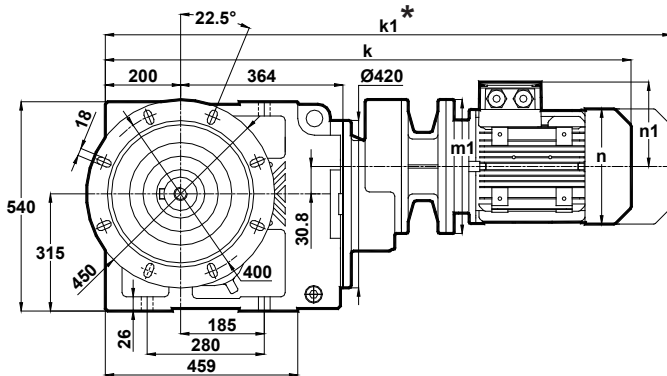
Morsettiera  
Terminal Box Positions  
Klemmenkasten Positionen

	90S/B5 90S/B14	90L/B5 90L/B14	100L/B5 100L/B14	112M/B5 112M/B14	132S/B5 132S/B14	132M/B5 132M/B14
k	998	998	1052	1072	1175	1175
k1	1102.5	1102.5	1171.5	1176.5	1305	1305
n / n1	176 / 132	176 / 132	193 / 147	215 / 158	257 / 179	257 / 179
m1 (B5)	200	200	250	250	300	300
m1 (B14)	140	140	160	160	200	200



90-100-112-132  
Tipo / Type / Typ

## KV774.05



	90S/B5 90S/B14	90L/B5 90L/B14	100L/B5 100L/B14	112M/B5 112M/B14	132S/B5 132S/B14	132M/B5 132M/B14
k	998	998	1052	1072	1175	1175
k1	1102.5	1102.5	1171.5	1176.5	1305	1305
n / n1	176 / 132	176 / 132	193 / 147	215 / 158	257 / 179	257 / 179
m1 (B5)	200	200	250	250	300	300
m1 (B14)	140	140	160	160	200	200

La misura "k1" è per motori dotati di freno.  
Dimension "k1" is for motors with brake.  
Maße "k1" ist für Bremsenmotoren.



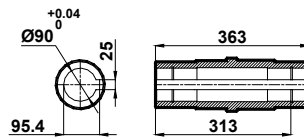
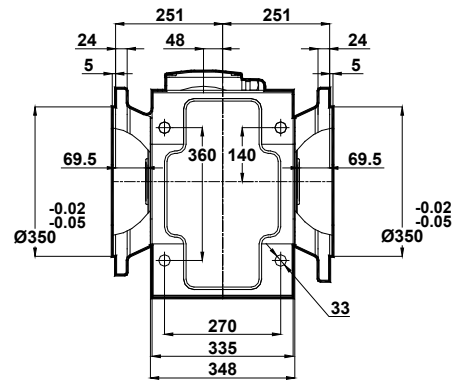
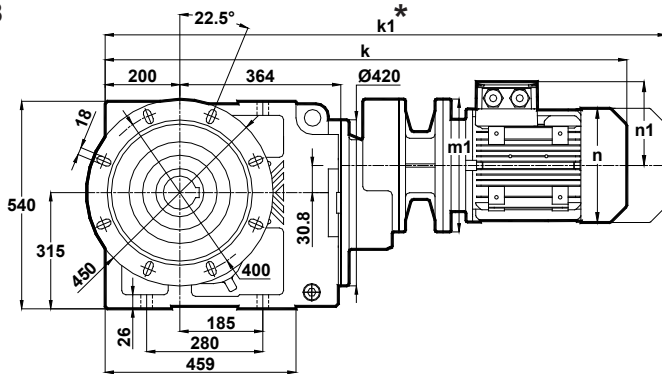
# Tabella dimensionali

## Dimension Pages

### Abmessungsseiten

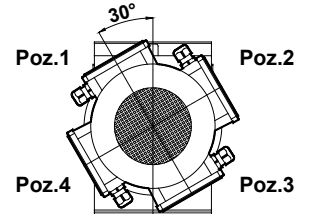
Foro di centraggio filettato secondo DIN 332 foglio 2 / Tapped center hole to DIN 332, sheet 2 / Zentrierung mit gewinde DIN 332, Blatt 2

KV774.08



	90S/B5 90S/B14	90L/B5 90L/B14	100L/B5 100L/B14	112M/B5 112M/B14	132S/B5 132S/B14	132M/B5 132M/B14
k	998	998	1052	1072	1175	1175
k1	1102.5	1102.5	1171.5	1176.5	1305	1305
n / n1	176 / 132	176 / 132	193 / 147	215 / 158	257 / 179	257 / 179
m1 (B5)	200	200	250	250	300	300
m1 (B14)	140	140	160	160	200	200

Morsettiera  
Terminal Box Positions  
Klemmenkasten Positionen



90-100-112-132  
Tipo / Type / Typ

La misura "k1" è per motori dotati di freno.  
Dimension "k1" is for motors with brake.  
Maße "k1" ist für Bremsenmotoren.



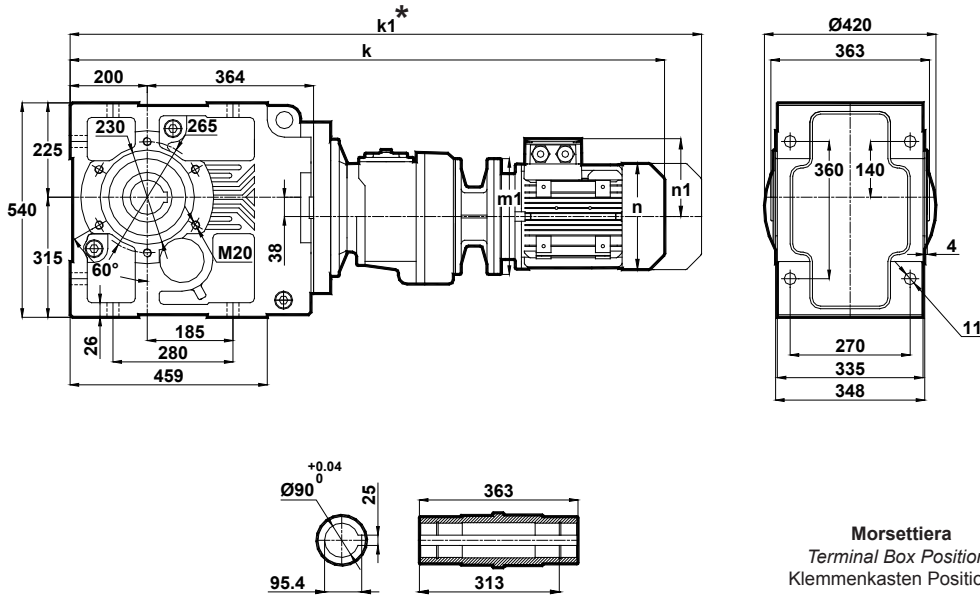
# Tabella dimensionali

## Dimension Pages

## Abmessungsseiten

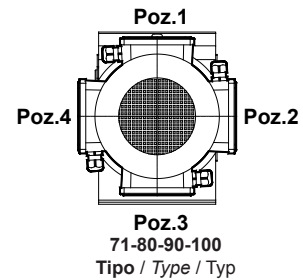
Foro di centraggio filettato secondo DIN 332 foglio 2 / Tapped center hole to DIN 332, sheet 2 / Zentrierung mit gewinde DIN 332, Blatt 2

KV775.00  
KV776.00

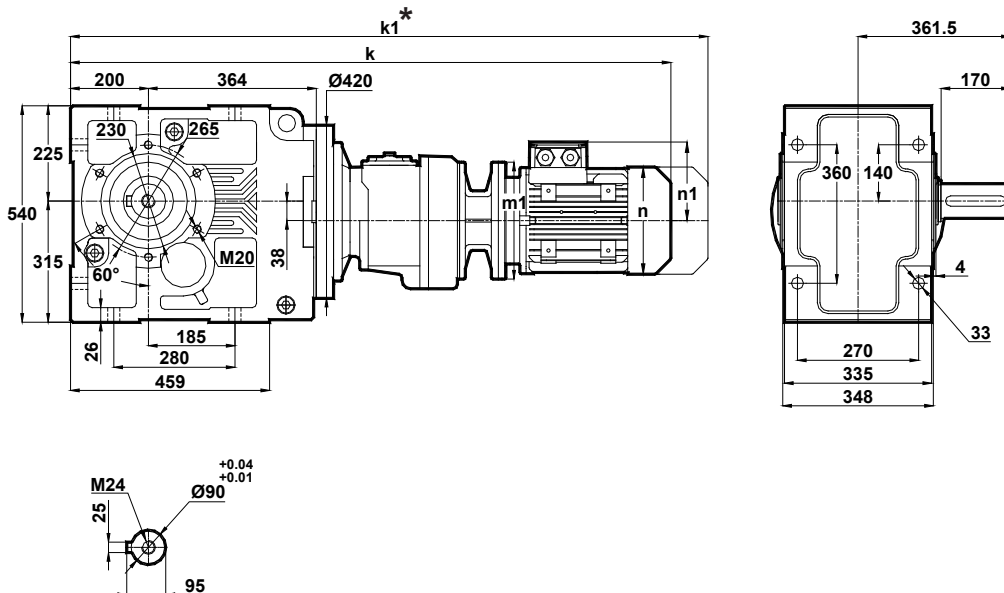


**Morsettiera**  
Terminal Box Positions  
Klemmenkasten Positionen

	71/B5	80/B5 80/B14	90S/B5 90S/B14	90L/B5 90L/B14	100L/B5 100L/B14
k	1085	1108	1149	1149	1201
k1	1176	1201	1253.5	1253.5	1320.5
n / n1	137 / 112	155 / 121	176 / 132	176 / 132	193 / 147
m1 (B5)	160	200	200	200	250
m1 (B14)	-	120	140	140	160



KV775.01  
KV776.01



	71/B5	80/B5 80/B14	90S/B5 90S/B14	90L/B5 90L/B14	100L/B5 100L/B14
k	1085	1108	1149	1149	1201
k1	1176	1201	1253.5	1253.5	1320.5
n / n1	137 / 112	155 / 121	176 / 132	176 / 132	193 / 147
m1 (B5)	160	200	200	200	250
m1 (B14)	-	120	140	140	160

La misura "k1" è per motori dotati di freno.  
Dimension "k1" is for motors with brake.  
Maße "k1" ist für Bremsenmotoren.



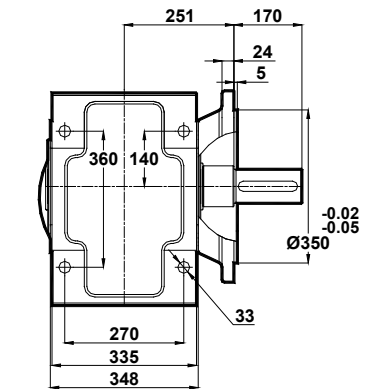
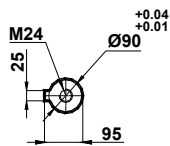
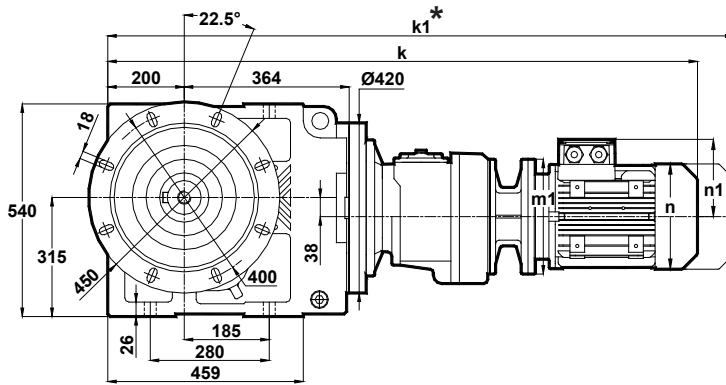
# Tabelle dimensionali

## Dimension Pages

## Abmessungsseiten

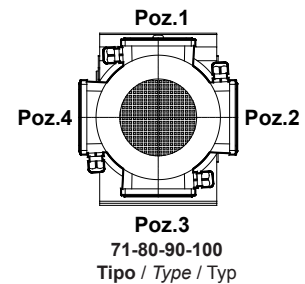
Foro di centraggio filettato secondo DIN 332 foglio 2 / Tapped center hole to DIN 332, sheet 2 / Zentrierung mit gewinde DIN 332, Blatt 2

**KV775.02**  
**KV776.02**

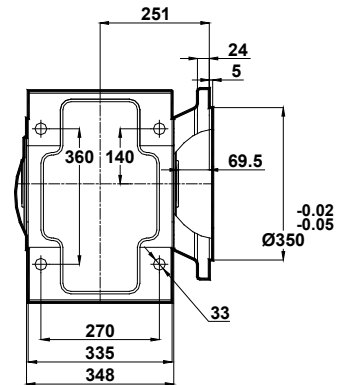
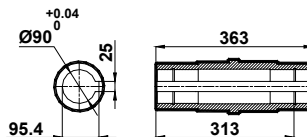
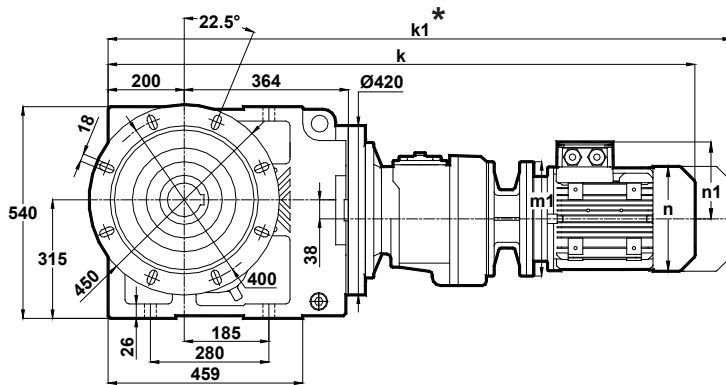


**Morsettiera**  
Terminal Box Positions  
Klemmenkasten Positionen

	71/B5	80/B5 80/B14	90S/B5 90S/B14	90L/B5 90L/B14	100L/B5 100L/B14
<b>k</b>	1085	1108	1149	1149	1201
<b>k1</b>	1176	1201	1253.5	1253.5	1320.5
<b>n / n1</b>	137 / 112	155 / 121	176 / 132	176 / 132	193 / 147
<b>m1 (B5)</b>	160	200	200	200	250
<b>m1 (B14)</b>	-	120	140	140	160



**KV775.03**  
**KV776.03**



	71/B5	80/B5 80/B14	90S/B5 90S/B14	90L/B5 90L/B14	100L/B5 100L/B14
<b>k</b>	1085	1108	1149	1149	1201
<b>k1</b>	1176	1201	1253.5	1253.5	1320.5
<b>n / n1</b>	137 / 112	155 / 121	176 / 132	176 / 132	193 / 147
<b>m1 (B5)</b>	160	200	200	200	250
<b>m1 (B14)</b>	-	120	140	140	160

La misura "k1" è per motori dotati di freno.  
Dimension "k1" is for motors with brake.  
Maße "k1" ist für Bremsenmotoren.



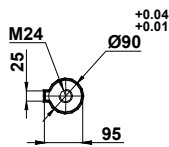
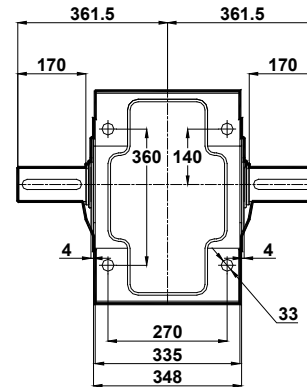
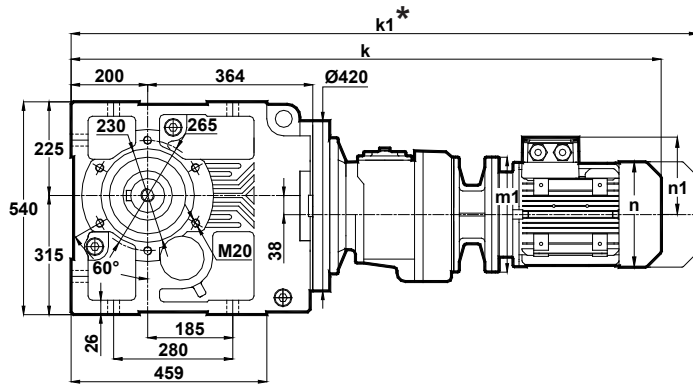
# Tabella dimensionali

## Dimension Pages

### Abmessungsseiten

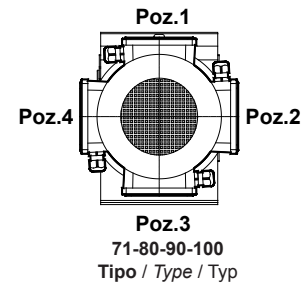
Foro di centraggio filettato secondo DIN 332 foglio 2 / Tapped center hole to DIN 332, sheet 2 / Zentrierung mit gewinde DIN 332, Blatt 2

KV775.04  
KV776.04

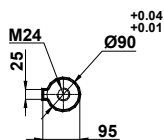
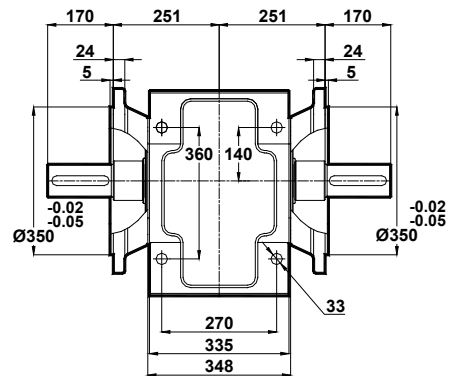
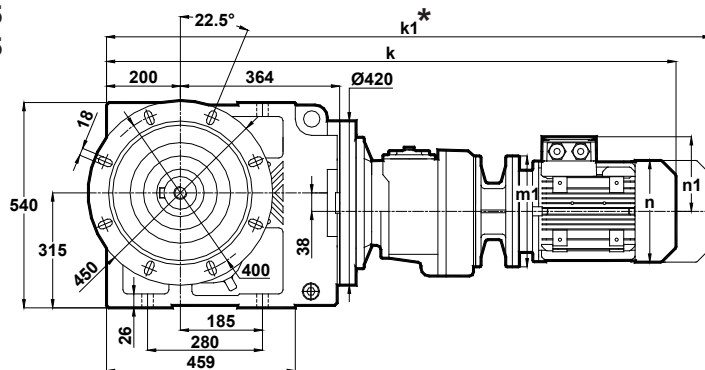


**Morsettiera**  
Terminal Box Positions  
Klemmenkasten Positionen

	71/B5	80/B5 80/B14	90S/B5 90S/B14	90L/B5 90L/B14	100L/B5 100L/B14
k	1085	1108	1149	1149	1201
k1	1176	1201	1253.5	1253.5	1320.5
n / n1	137 / 112	155 / 121	176 / 132	176 / 132	193 / 147
m1 (B5)	160	200	200	200	250
m1 (B14)	-	120	140	140	160



KV775.05  
KV776.05



	71/B5	80/B5 80/B14	90S/B5 90S/B14	90L/B5 90L/B14	100L/B5 100L/B14
k	1085	1108	1149	1149	1201
k1	1176	1201	1253.5	1253.5	1320.5
n / n1	137 / 112	155 / 121	176 / 132	176 / 132	193 / 147
m1 (B5)	160	200	200	200	250
m1 (B14)	-	120	140	140	160

La misura "k1" è per motori dotati di freno.  
Dimension "k1" is for motors with brake.  
Maße "k1" ist für Bremsenmotoren.



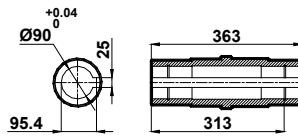
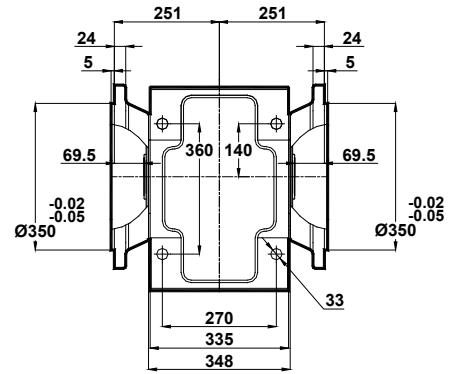
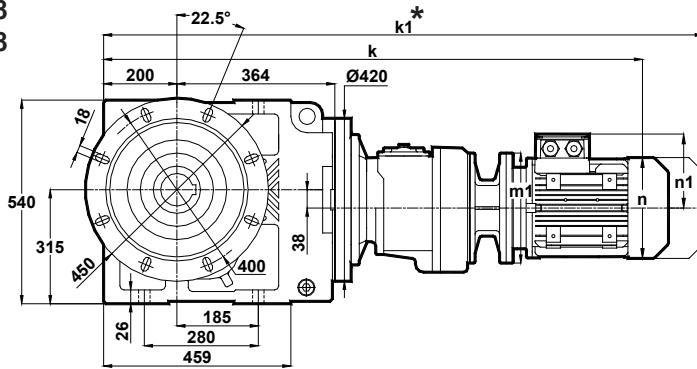
# Tabella dimensionali

## Dimension Pages

## Abmessungsseiten

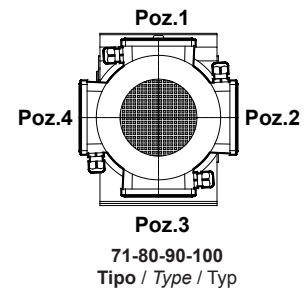
Foro di centraggio filettato secondo DIN 332 foglio 2 / Tapped center hole to DIN 332, sheet 2 / Zentrierung mit gewinde DIN 332, Blatt 2

KV775.08  
KV776.08




**Morsettiera**  
Terminal Box Positions  
Klemmenkasten Positionen

	71/B5	80/B5 80/B14	90S/B5 90S/B14	90L/B5 90L/B14	100L/B5 100L/B14
<b>k</b>	1085	1108	1149	1149	1201
<b>k1</b>	1176	1201	1253.5	1253.5	1320.5
<b>n / n1</b>	137 / 112	155 / 121	176 / 132	176 / 132	193 / 147
<b>m1 (B5)</b>	160	200	200	200	250
<b>m1 (B14)</b>	-	120	140	140	160



La misura "k1" è per motori dotati di freno.  
Dimension "k1" is for motors with brake.  
Maße "k1" ist für Bremsenmotoren.



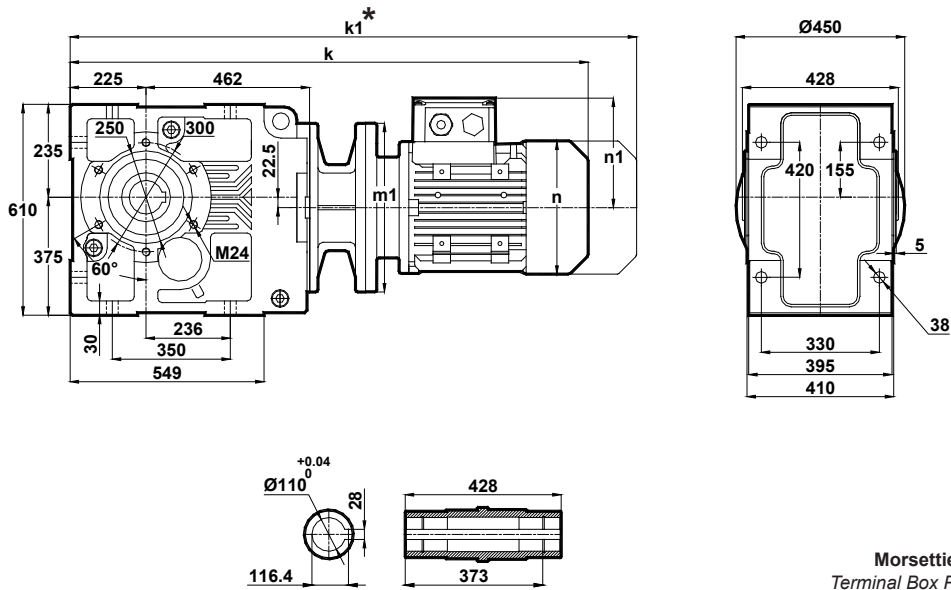
# Tabella dimensionali

## Dimension Pages

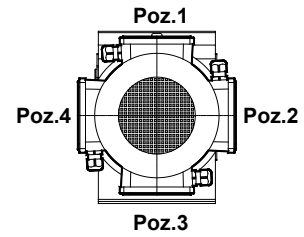
## Abmessungsseiten

Foro di centraggio filettato secondo DIN 332 foglio 2 / Tapped center hole to DIN 332, sheet 2 / Zentrierung mit gewinde DIN 332, Blatt 2

### KV873.00



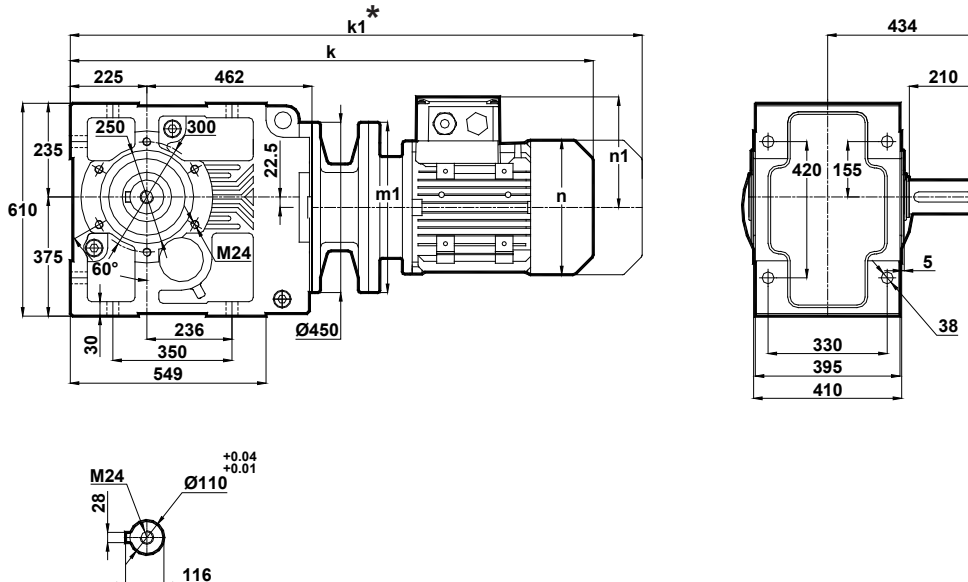
**Morsettiera**  
Terminal Box Positions  
Klemmenkasten Positionen



160-180-200-225-250-280  
Tipo / Type / Typ

	160M/B5	160L/B5	180M/B5	180L/B5	200L/B5	225S/B5	225M/B5	250M/B5	280S/B5	280M/B5
k	1400	1400	1489	1489	1542	1560	1585	1661	1723	1723
k1	1570	1570	1659.5	1659.5	1728.5	1725	1750	1831.5	1896	1902
n / n1	315 / 219	315 / 219	347 / 234	347 / 234	390 / 275	434 / 285	434 / 285	480 / 322	544 / 350	544 / 350
m1 (B5)	350	350	350	350	400	450	450	550	550	550
m1 (B14)	-	-	-	-	-	-	-	-	-	-

### KV873.01



	160M/B5	160L/B5	180M/B5	180L/B5	200L/B5	225S/B5	225M/B5	250M/B5	280S/B5	280M/B5
k	1400	1400	1489	1489	1542	1560	1585	1661	1723	1723
k1	1570	1570	1659.5	1659.5	1728.5	1725	1750	1831.5	1896	1902
n / n1	315 / 219	315 / 219	347 / 234	347 / 234	390 / 275	434 / 285	434 / 285	480 / 322	544 / 350	544 / 350
m1 (B5)	350	350	350	350	400	450	450	550	550	550
m1 (B14)	-	-	-	-	-	-	-	-	-	-

La misura "k1" è per motori dotati di freno.  
Dimension "k1" is for motors with brake.  
Maße "k1" ist für Bremsenmotoren.





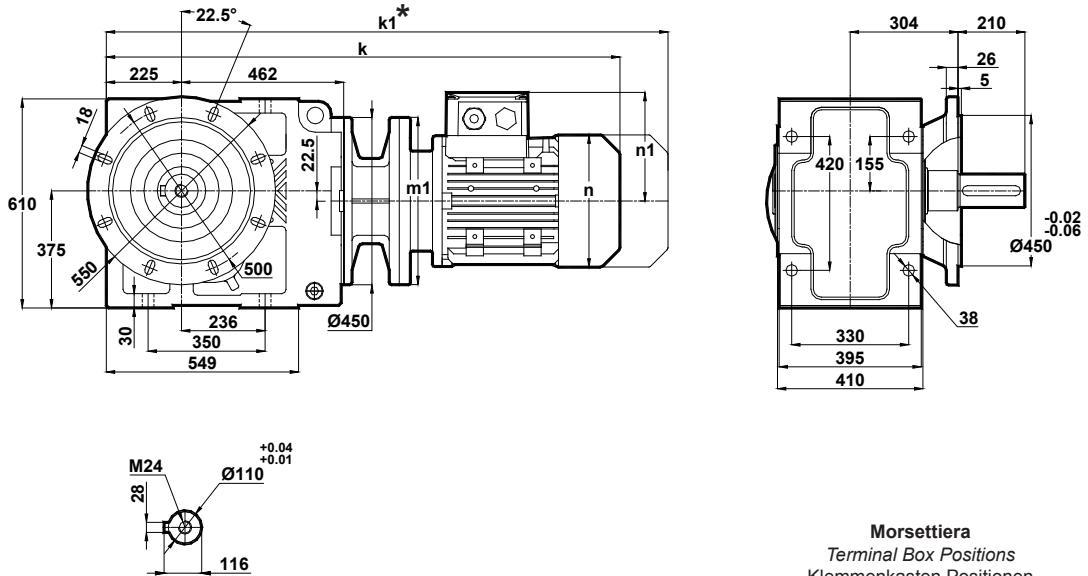
# Tabelle dimensionali

## Dimension Pages

## Abmessungsseiten

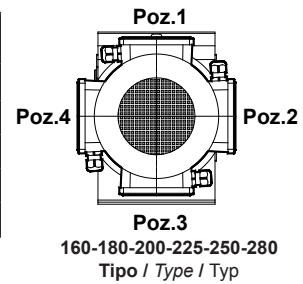
Foro di centraggio filettato secondo DIN 332 foglio 2 / Tapped center hole to DIN 332, sheet 2 / Zentrierung mit gewinde DIN 332, Blatt 2

### KV873.02

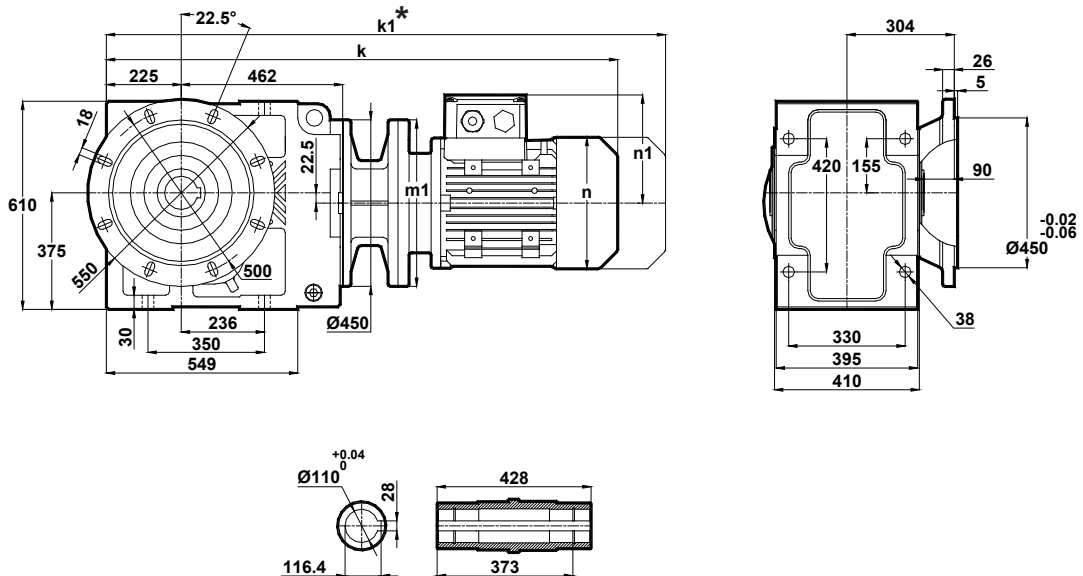


Morsettiera  
Terminal Box Positions  
Klemmenkasten Positionen

	160M/B5	160L/B5	180M/B5	180L/B5	200L/B5	225S/B5	225M/B5	250M/B5	280S/B5	280M/B5
k	1400	1400	1489	1489	1542	1560	1585	1661	1723	1723
k1	1570	1570	1659.5	1659.5	1728.5	1725	1750	1831.5	1896	1902
n / n1	315 / 219	315 / 219	347 / 234	347 / 234	390 / 275	434 / 285	434 / 285	480 / 322	544 / 350	544 / 350
m1 (B5)	350	350	350	350	400	450	450	550	550	550
m1 (B14)	-	-	-	-	-	-	-	-	-	-



### KV873.03



	160M/B5	160L/B5	180M/B5	180L/B5	200L/B5	225S/B5	225M/B5	250M/B5	280S/B5	280M/B5
k	1400	1400	1489	1489	1542	1560	1585	1661	1723	1723
k1	1570	1570	1659.5	1659.5	1728.5	1725	1750	1831.5	1896	1902
n / n1	315 / 219	315 / 219	347 / 234	347 / 234	390 / 275	434 / 285	434 / 285	480 / 322	544 / 350	544 / 350
m1 (B5)	350	350	350	350	400	450	450	550	550	550
m1 (B14)	-	-	-	-	-	-	-	-	-	-

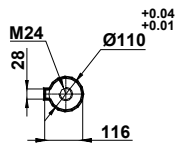
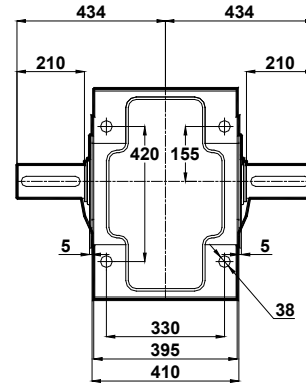
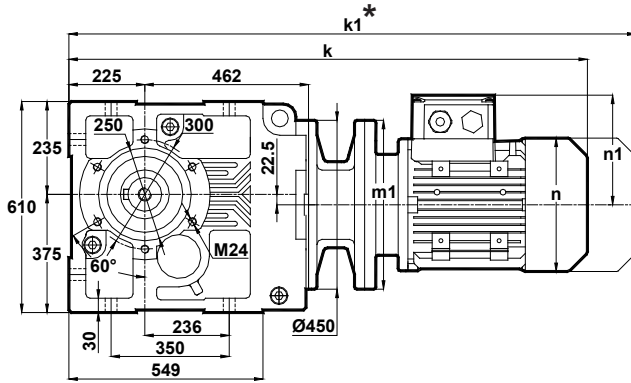
La misura "k1" è per motori dotati di freno.  
Dimension "k1" is for motors with brake.  
Maße "k1" ist für Bremsenmotoren.



# Tabella dimensionali Dimension Pages Abmessungsseiten

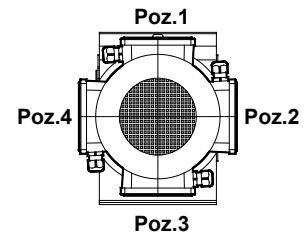
Foro di centraggio filettato secondo DIN 332 foglio 2 / Tapped center hole to DIN 332, sheet 2 / Zentrierung mit gewinde DIN 332, Blatt 2

## KV873.04



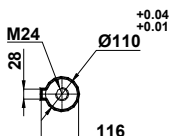
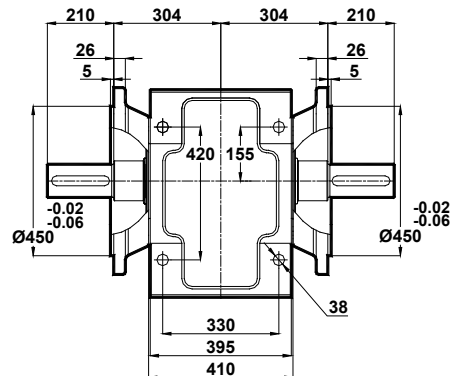
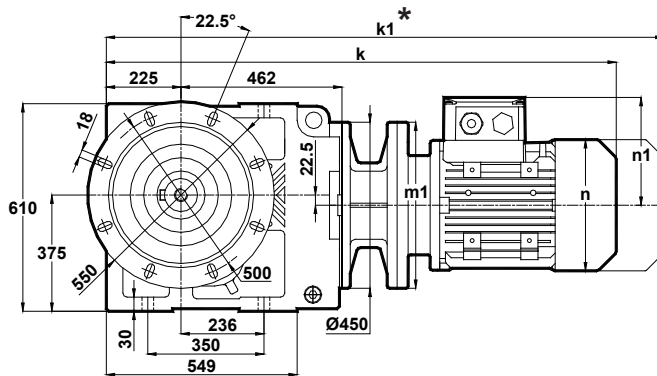
**Morsettiera**  
Terminal Box Positions  
Klemmenkasten Positionen

	160M/B5	160L/B5	180M/B5	180L/B5	200L/B5	225S/B5	225M/B5	250M/B5	280S/B5	280M/B5
<b>k</b>	1400	1400	1489	1489	1542	1560	1585	1661	1723	1723
<b>k1</b>	1570	1570	1659.5	1659.5	1728.5	1725	1750	1831.5	1896	1902
<b>n / n1</b>	315 / 219	315 / 219	347 / 234	347 / 234	390 / 275	434 / 285	434 / 285	480 / 322	544 / 350	544 / 350
<b>m1 (B5)</b>	350	350	350	350	400	450	450	550	550	550
<b>m1 (B14)</b>	-	-	-	-	-	-	-	-	-	-



**Poz.3**  
160-180-200-225-250-280  
Tipo / Type / Typ

## KV873.05



	160M/B5	160L/B5	180M/B5	180L/B5	200L/B5	225S/B5	225M/B5	250M/B5	280S/B5	280M/B5
<b>k</b>	1400	1400	1489	1489	1542	1560	1585	1661	1723	1723
<b>k1</b>	1570	1570	1659.5	1659.5	1728.5	1725	1750	1831.5	1896	1902
<b>n / n1</b>	315 / 219	315 / 219	347 / 234	347 / 234	390 / 275	434 / 285	434 / 285	480 / 322	544 / 350	544 / 350
<b>m1 (B5)</b>	350	350	350	350	400	450	450	550	550	550
<b>m1 (B14)</b>	-	-	-	-	-	-	-	-	-	-

La misura "k1" è per motori dotati di freno.  
Dimension "k1" is for motors with brake.  
Maße "k1" ist für Bremsenmotoren.



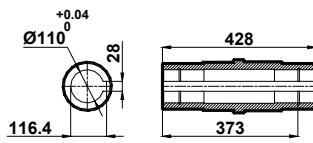
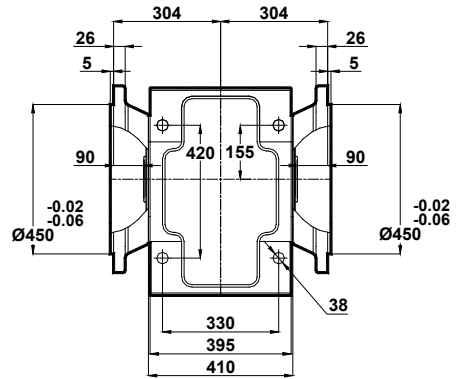
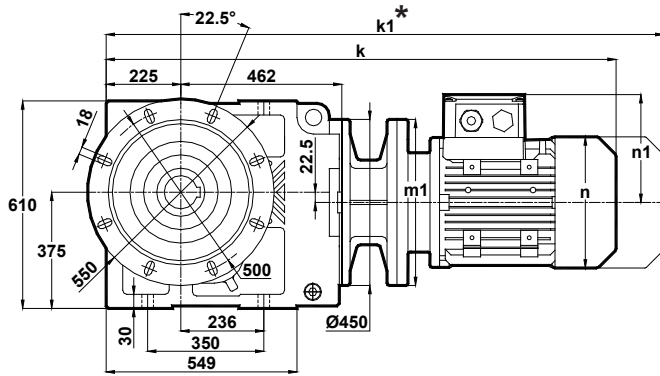
# Tabelle dimensionali

## Dimension Pages

### Abmessungsseiten

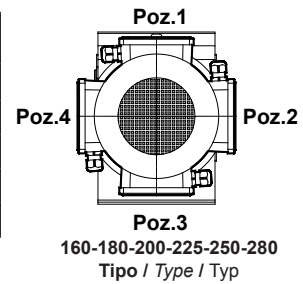
Foro di centraggio filettato secondo DIN 332 foglio 2 / Tapped center hole to DIN 332, sheet 2 / Zentrierung mit gewinde DIN 332, Blatt 2

**KV873.08**



**Morsettiera**  
Terminal Box Positions  
Klemmenkasten Positionen

	160M/B5	160L/B5	180M/B5	180L/B5	200L/B5	225S/B5	225M/B5	250M/B5	280S/B5	280M/B5
<b>k</b>	1400	1400	1489	1489	1542	1560	1585	1661	1723	1723
<b>k1</b>	1570	1570	1659.5	1659.5	1728.5	1725	1750	1831.5	1896	1902
<b>n / n1</b>	315 / 219	315 / 219	347 / 234	347 / 234	390 / 275	434 / 285	434 / 285	480 / 322	544 / 350	544 / 350
<b>m1 (B5)</b>	350	350	350	350	400	450	450	550	550	550
<b>m1 (B14)</b>	-	-	-	-	-	-	-	-	-	-



La misura "k1" è per motori dotati di freno.  
Dimension "k1" is for motors with brake.  
Maße "k1" ist für Bremsenmotoren.



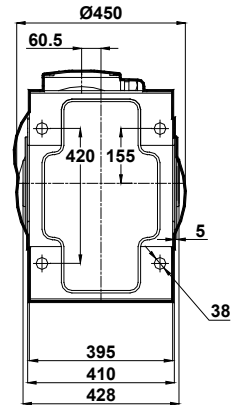
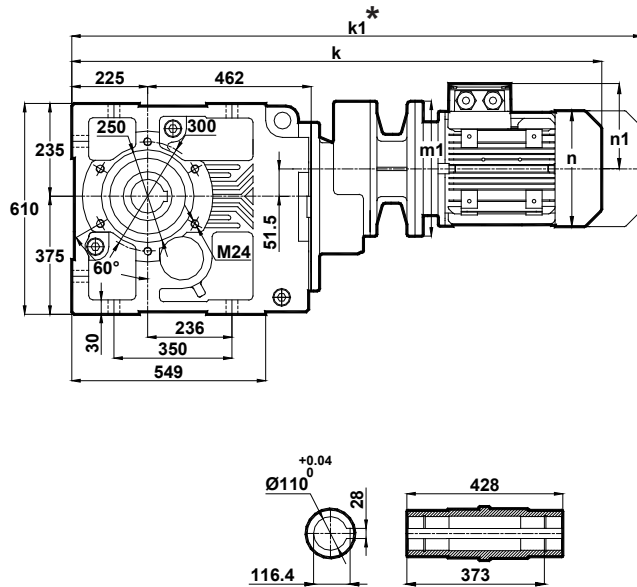
# Tabelle dimensionali

## Dimension Pages

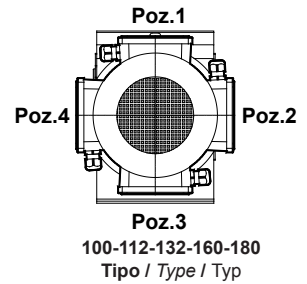
### Abmessungsseiten

Foro di centraggio filettato secondo DIN 332 foglio 2 / Tapped center hole to DIN 332, sheet 2 / Zentrierung mit gewinde DIN 332, Blatt 2

#### KV874.00

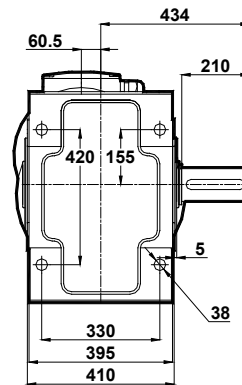
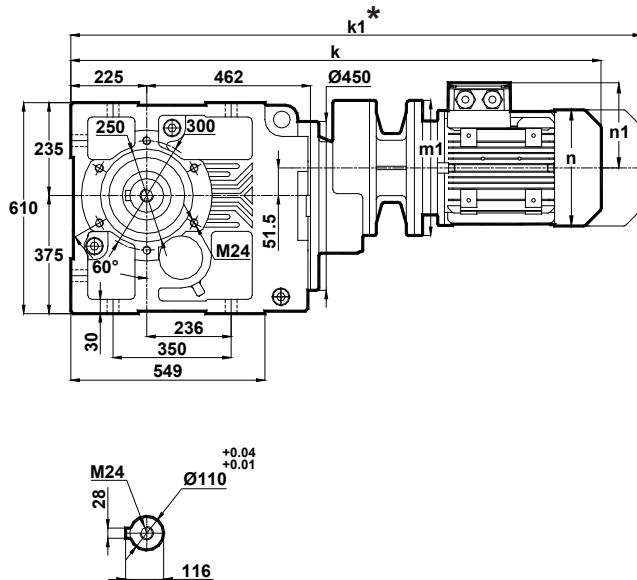


Morsettiera  
Terminal Box Positions  
Klemmenkasten Positionen



	100L/B5	112M/B5	132S/B5 132S/B14	132M/B5 132M/B14	160M/B5	160L/B5	180M/B5
k	1188	1209	1314	1314	1469	1469	1558
k1	1307.5	1313.5	1444	1444	1649	1649	1728.5
n / n1	193 / 147	215 / 158	257 / 179	257 / 179	315 / 219	315 / 219	347 / 234
m1 (B5)	250	250	300	300	350	350	350
m1 (B14)	-	-	200	200	-	-	-

#### KV874.01



	100L/B5	112M/B5	132S/B5 132S/B14	132M/B5 132M/B14	160M/B5	160L/B5	180M/B5
k	1188	1209	1314	1314	1469	1469	1558
k1	1307.5	1313.5	1444	1444	1649	1649	1728.5
n / n1	193 / 147	215 / 158	257 / 179	257 / 179	315 / 219	315 / 219	347 / 234
m1 (B5)	250	250	300	300	350	350	350
m1 (B14)	-	-	200	200	-	-	-

La misura "k1" è per motori dotati di freno.  
Dimension "k1" is for motors with brake.  
Maße "k1" ist für Bremsenmotoren.



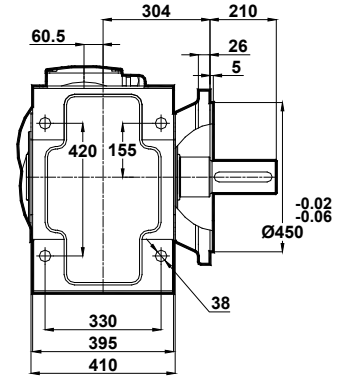
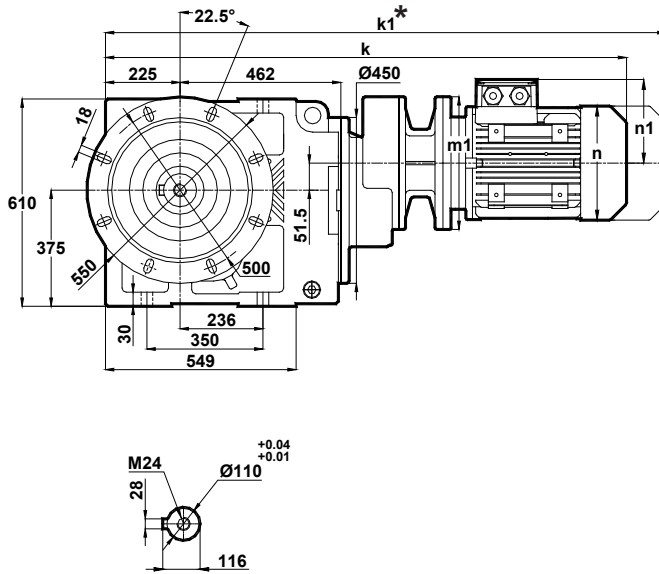
# Tabelle dimensionali

## Dimension Pages

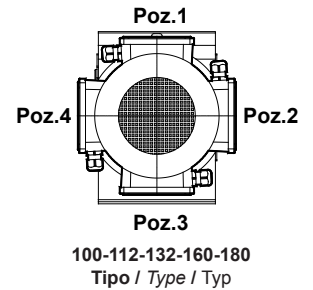
## Abmessungsseiten

Foro di centraggio filettato secondo DIN 332 foglio 2 / Tapped center hole to DIN 332, sheet 2 / Zentrierung mit gewinde DIN 332, Blatt 2

### KV874.02

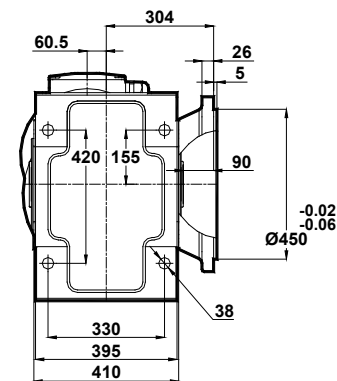
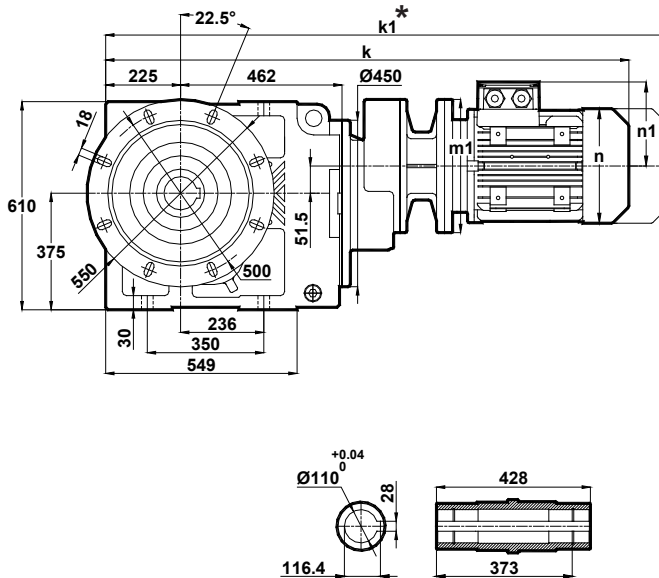


Morsettiera  
Terminal Box Positions  
Klemmenkasten Positionen



	100L/B5	112M/B5	132S/B5 132S/B14	132M/B5 132M/B14	160M/B5	160L/B5	180M/B5
k	1188	1209	1314	1314	1469	1469	1558
k1	1307.5	1313.5	1444	1444	1649	1649	1728.5
n / n1	193 / 147	215 / 158	257 / 179	257 / 179	315 / 219	315 / 219	347 / 234
m1 (B5)	250	250	300	300	350	350	350
m1 (B14)	-	-	200	200	-	-	-

### KV874.03



	100L/B5	112M/B5	132S/B5 132S/B14	132M/B5 132M/B14	160M/B5	160L/B5	180M/B5
k	1188	1209	1314	1314	1469	1469	1558
k1	1307.5	1313.5	1444	1444	1649	1649	1728.5
n / n1	193 / 147	215 / 158	257 / 179	257 / 179	315 / 219	315 / 219	347 / 234
m1 (B5)	250	250	300	300	350	350	350
m1 (B14)	-	-	200	200	-	-	-

La misura "k1" è per motori dotati di freno.  
Dimension "k1" is for motors with brake.  
Maße "k1" ist für Bremsenmotoren.



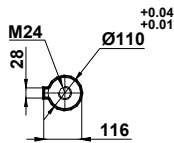
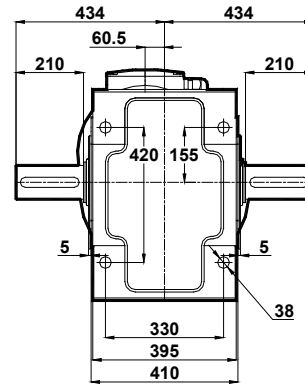
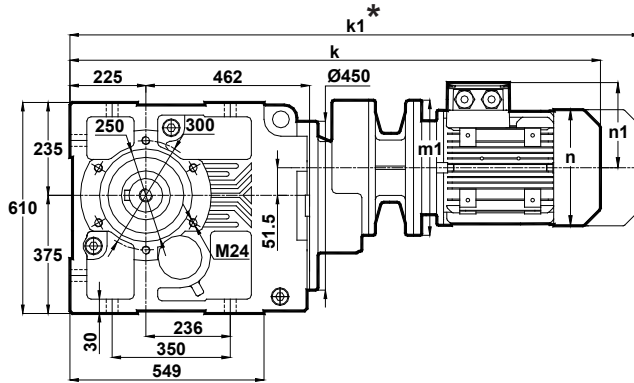
# Tabelle dimensionali

## Dimension Pages

### Abmessungsseiten

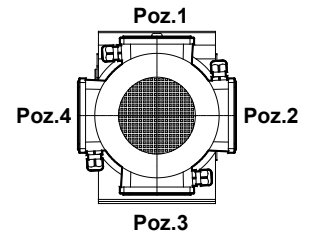
Foro di centraggio filettato secondo DIN 332 foglio 2 / Tapped center hole to DIN 332, sheet 2 / Zentrierung mit gewinde DIN 332, Blatt 2

#### KV874.04



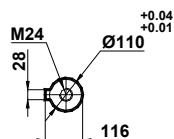
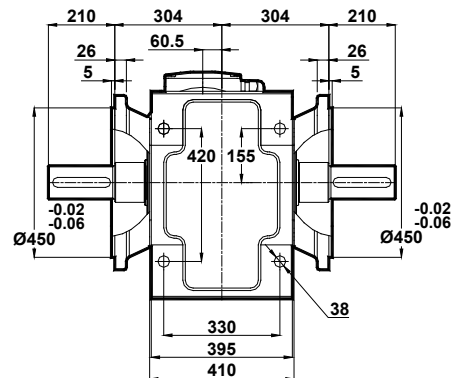
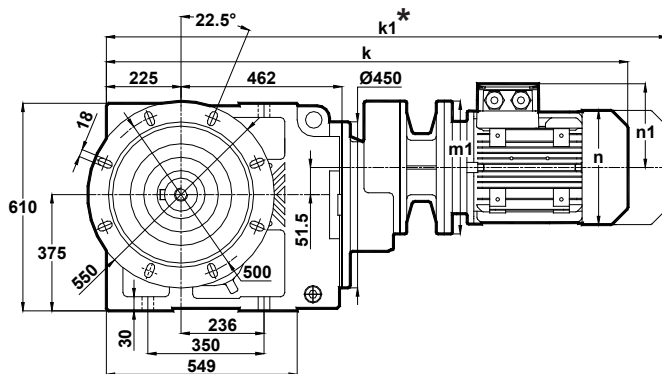
	100L/B5	112M/B5	132S/B5 132S/B14	132M/B5 132M/B14	160M/B5	160L/B5	180M/B5
k	1188	1209	1314	1314	1469	1469	1558
k1	1307.5	1313.5	1444	1444	1649	1649	1728.5
n / n1	193 / 147	215 / 158	257 / 179	257 / 179	315 / 219	315 / 219	347 / 234
m1 (B5)	250	250	300	300	350	350	350
m1 (B14)	-	-	200	200	-	-	-

Morsettiere  
Terminal Box Positions  
Klemmenkasten Positionen




100-112-132-160-180  
Tipo / Type / Typ

#### KV874.05



	100L/B5	112M/B5	132S/B5 132S/B14	132M/B5 132M/B14	160M/B5	160L/B5	180M/B5
k	1188	1209	1314	1314	1469	1469	1558
k1	1307.5	1313.5	1444	1444	1649	1649	1728.5
n / n1	193 / 147	215 / 158	257 / 179	257 / 179	315 / 219	315 / 219	347 / 234
m1 (B5)	250	250	300	300	350	350	350
m1 (B14)	-	-	200	200	-	-	-

La misura "k1" è per motori dotati di freno.  
Dimension "k1" is for motors with brake.  
Maße "k1" ist für Bremsenmotoren.



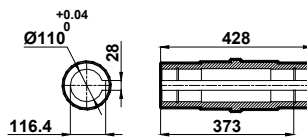
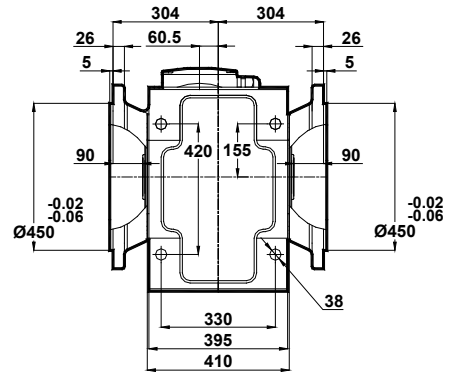
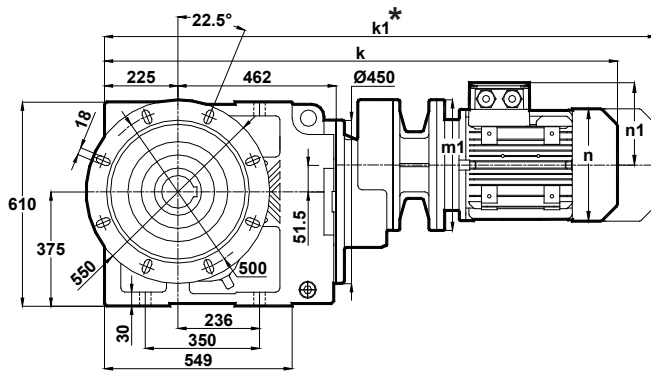
# Tabella dimensionali

## Dimension Pages

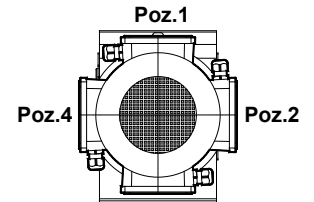
### Abmessungsseiten

Foro di centraggio filettato secondo DIN 332 foglio 2 / Tapped center hole to DIN 332, sheet 2 / Zentrierung mit gewinde DIN 332, Blatt 2

KV874.08




**Morsettiera**  
Terminal Box Positions  
Klemmenkasten Positionen



**Poz.3**  
100-112-132-160-180  
Tipo / Type / Typ

	100L/B5	112M/B5	132S/B5 132S/B14	132M/B5 132M/B14	160M/B5	160L/B5	180M/B5
<b>k</b>	1188	1209	1314	1314	1469	1469	1558
<b>k1</b>	1307.5	1313.5	1444	1444	1649	1649	1728.5
<b>n / n1</b>	193 / 147	215 / 158	257 / 179	257 / 179	315 / 219	315 / 219	347 / 234
<b>m1 (B5)</b>	250	250	300	300	350	350	350
<b>m1 (B14)</b>	-	-	200	200	-	-	-

La misura "k1" è per motori dotati di freno.  
Dimension "k1" is for motors with brake.  
Maße "k1" ist für Bremsenmotoren.



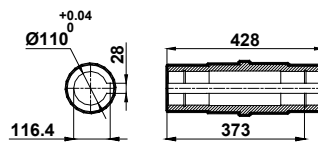
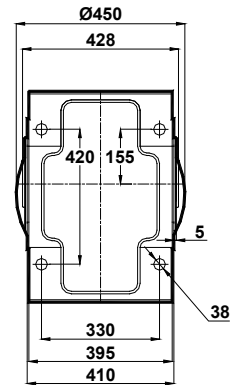
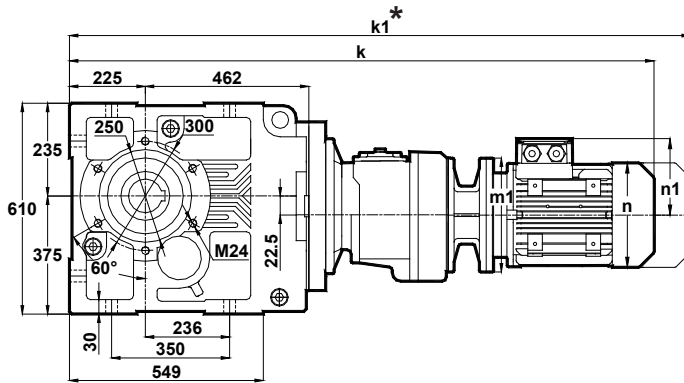
# Tabelle dimensionali

## Dimension Pages

### Abmessungsseiten

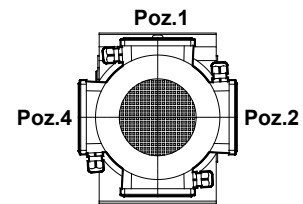
Foro di centraggio filettato secondo DIN 332 foglio 2 / Tapped center hole to DIN 332, sheet 2 / Zentrierung mit gewinde DIN 332, Blatt 2

KV875.00  
KV876.00



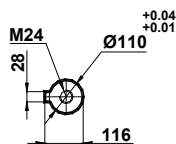
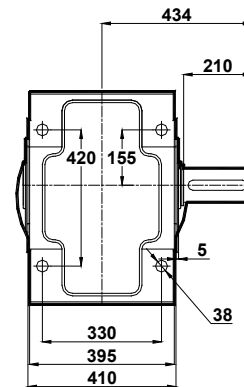
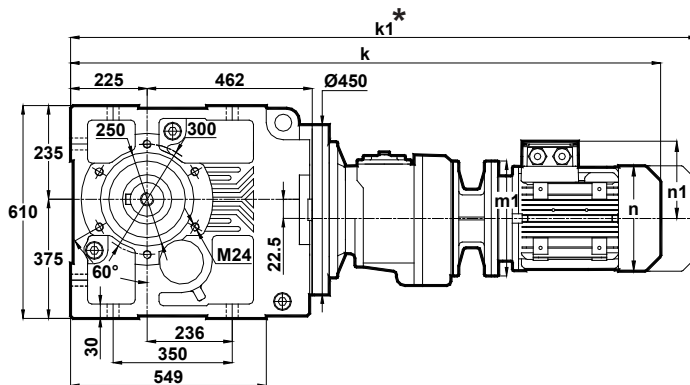
**Morsettiera**  
Terminal Box Positions  
Klemmenkasten Positionen

	71/B5	80/B5 80/B14	90S/B5 90S/B14	90L/B5 90L/B14	100L/B5 100L/B14	112M/B5 112M/B14
k	1208	1231	1272	1272	1324	1345
k1	1299	1324	1376.5	1376.5	1443.5	1449.5
n / n1	137 / 112	155 / 121	176 / 132	176 / 132	193 / 147	215 / 158
m1 (B5)	160	200	200	200	250	250
m1 (B14)	-	120	140	140	160	160



**Poz.3**  
71-80-90-100-112  
Tipo / Type / Typ

KV875.01  
KV876.01



	71/B5	80/B5 80/B14	90S/B5 90S/B14	90L/B5 90L/B14	100L/B5 100L/B14	112M/B5 112M/B14
k	1208	1231	1272	1272	1324	1345
k1	1299	1324	1376.5	1376.5	1443.5	1449.5
n / n1	137 / 112	155 / 121	176 / 132	176 / 132	193 / 147	215 / 158
m1 (B5)	160	200	200	200	250	250
m1 (B14)	-	120	140	140	160	160

La misura "k1" è per motori dotati di freno.  
Dimension "k1" is for motors with brake.  
Maße "k1" ist für Bremsenmotoren.





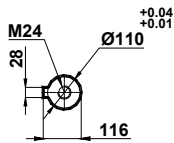
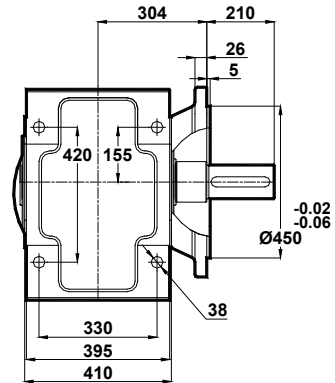
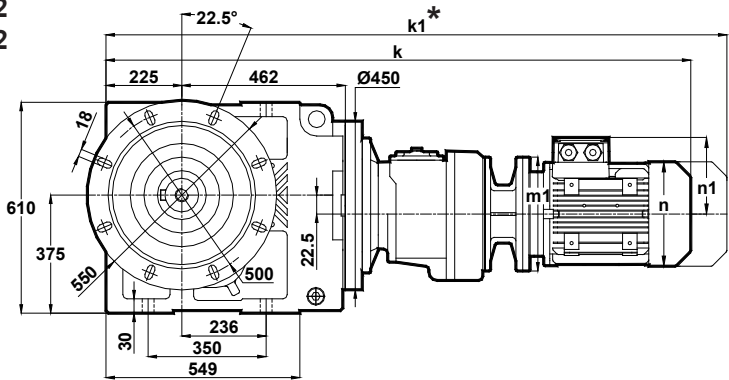
# Tabelle dimensionali

## Dimension Pages

### Abmessungsseiten

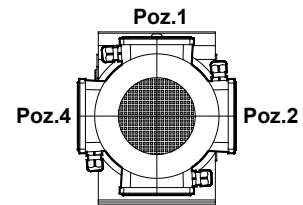
Foro di centraggio filettato secondo DIN 332 foglio 2 / Tapped center hole to DIN 332, sheet 2 / Zentrierung mit gewinde DIN 332, Blatt 2

**KV875.02**  
**KV876.02**



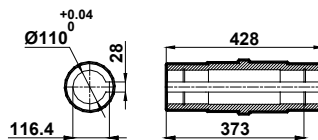
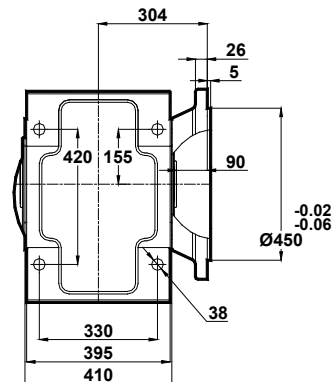
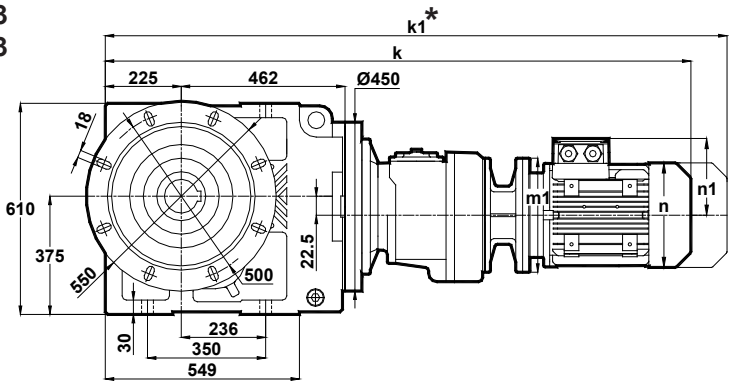
**Morsettiera**  
Terminal Box Positions  
Klemmenkasten Positionen

	71/B5	80/B5 80/B14	90S/B5 90S/B14	90L/B5 90L/B14	100L/B5 100L/B14	112M/B5 112M/B14
<b>k</b>	1208	1231	1272	1272	1324	1345
<b>k1</b>	1299	1324	1376.5	1376.5	1443.5	1449.5
<b>n / n1</b>	137 / 112	155 / 121	176 / 132	176 / 132	193 / 147	215 / 158
<b>m1 (B5)</b>	160	200	200	200	250	250
<b>m1 (B14)</b>	-	120	140	140	160	160



**Poz.3**  
71-80-90-100-112  
Tipo / Type / Typ

**KV875.03**  
**KV876.03**



	71/B5	80/B5 80/B14	90S/B5 90S/B14	90L/B5 90L/B14	100L/B5 100L/B14	112M/B5 112M/B14
<b>k</b>	1208	1231	1272	1272	1324	1345
<b>k1</b>	1299	1324	1376.5	1376.5	1443.5	1449.5
<b>n / n1</b>	137 / 112	155 / 121	176 / 132	176 / 132	193 / 147	215 / 158
<b>m1 (B5)</b>	160	200	200	200	250	250
<b>m1 (B14)</b>	-	120	140	140	160	160

La misura "k1" è per motori dotati di freno.  
Dimension "k1" is for motors with brake.  
Maße "k1" ist für Bremsenmotoren.



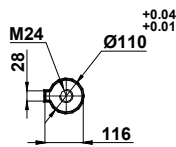
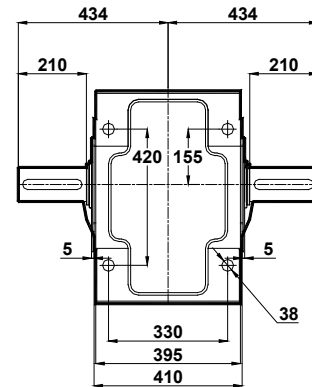
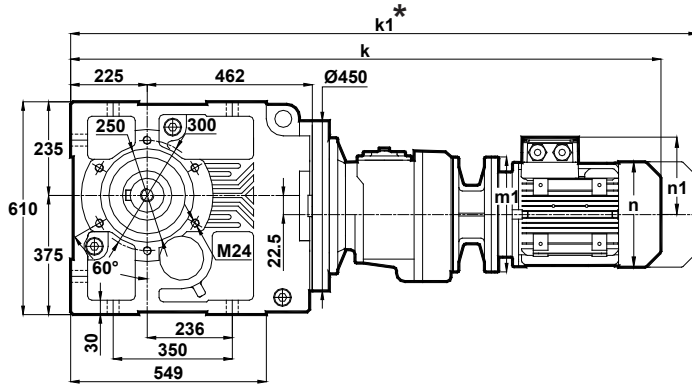
# Tabella dimensionali

## Dimension Pages

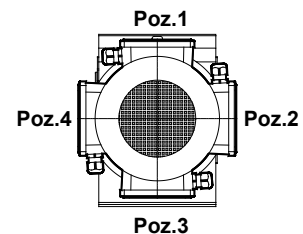
## Abmessungsseiten

Foro di centraggio filettato secondo DIN 332 foglio 2 / Tapped center hole to DIN 332, sheet 2 / Zentrierung mit gewinde DIN 332, Blatt 2

KV875.04  
KV876.04



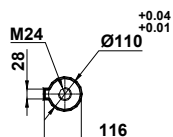
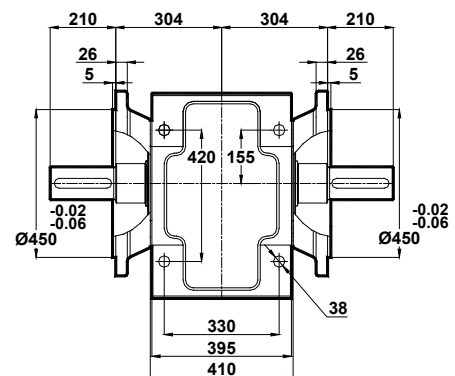
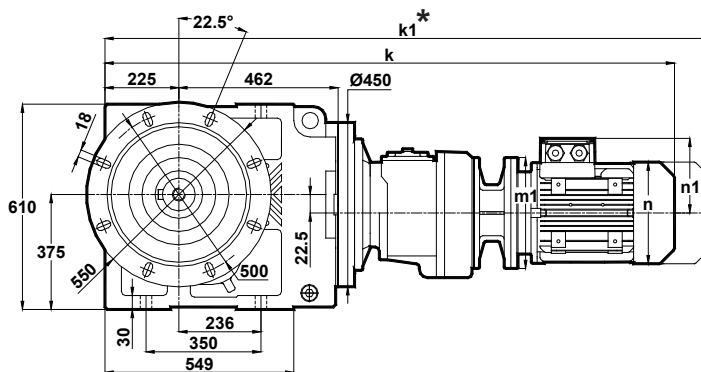
**Morsettiera**  
Terminal Box Positions  
Klemmenkasten Positionen



71-80-90-100-112  
Tipo / Type / Typ

	71/B5	80/B5 80/B14	90S/B5 90S/B14	90L/B5 90L/B14	100L/B5 100L/B14	112M/B5 112M/B14
k	1208	1231	1272	1272	1324	1345
k1	1299	1324	1376.5	1376.5	1443.5	1449.5
n / n1	137 / 112	155 / 121	176 / 132	176 / 132	193 / 147	215 / 158
m1 (B5)	160	200	200	200	250	250
m1 (B14)	-	120	140	140	160	160

KV875.05  
KV876.05



	71/B5	80/B5 80/B14	90S/B5 90S/B14	90L/B5 90L/B14	100L/B5 100L/B14	112M/B5 112M/B14
k	1208	1231	1272	1272	1324	1345
k1	1299	1324	1376.5	1376.5	1443.5	1449.5
n / n1	137 / 112	155 / 121	176 / 132	176 / 132	193 / 147	215 / 158
m1 (B5)	160	200	200	200	250	250
m1 (B14)	-	120	140	140	160	160

La misura "k1" è per motori dotati di freno.  
Dimension "k1" is for motors with brake.  
Maße "k1" ist für Bremsenmotoren.



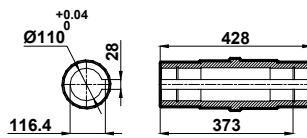
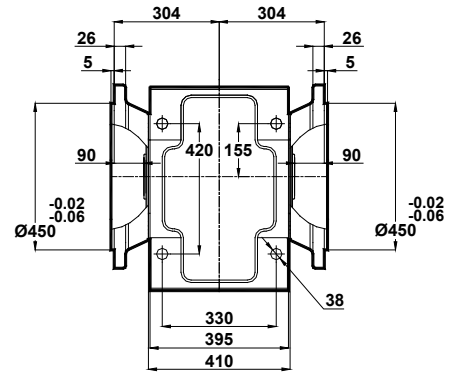
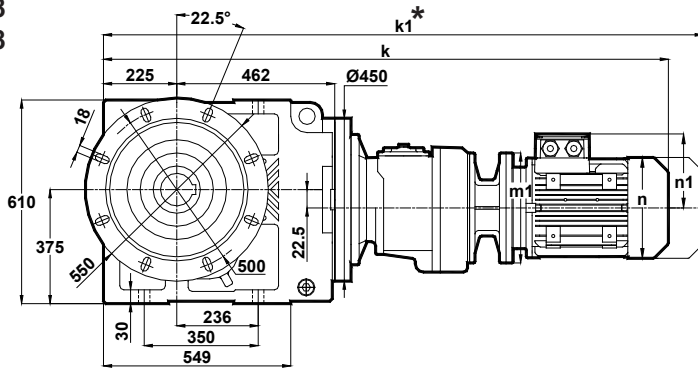
# Tabelle dimensionali

## Dimension Pages

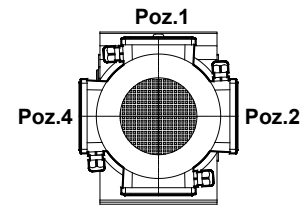
### Abmessungsseiten

Foro di centraggio filettato secondo DIN 332 foglio 2 / Tapped center hole to DIN 332, sheet 2 / Zentrierung mit gewinde DIN 332, Blatt 2

KV875.08  
KV876.08



Morsettiera  
Terminal Box Positions  
Klemmenkasten Positionen




Poz.1  
71-80-90-100-112  
Tipo / Type / Typ


	71/B5	80/B5 80/B14	90S/B5 90S/B14	90L/B5 90L/B14	100L/B5 100L/B14	112M/B5 112M/B14
<b>k</b>	1208	1231	1272	1272	1324	1345
<b>k1</b>	1299	1324	1376.5	1376.5	1443.5	1449.5
<b>n / n1</b>	137 / 112	155 / 121	176 / 132	176 / 132	193 / 147	215 / 158
<b>m1 (B5)</b>	160	200	200	200	250	250
<b>m1 (B14)</b>	-	120	140	140	160	160

La misura "k1" è per motori dotati di freno.  
Dimension "k1" is for motors with brake.  
Maße "k1" ist für Bremsenmotoren.






# Prestazioni




# Leistung und Drehzahlübersicht



## Tabella prestazionali dei riduttori serie K K Series Gear Units Performance Tables K Serien Getriebe Leistung und Drehzahlübersicht

Coppia nominale <i>Nominal Torques</i>  Nenn-drehmomente  Ma [Nm] (n1=1450rpm)	Rapporto  <i>Ratio</i>  Übersetzung  i	Velocità di rotazione in uscita <i>Output Speeds</i>  Abtriebsdrehzahlen  n2 [r.p.m.] (n1=1450rpm)	Tipo  <i>Type</i>  Typ	Pe= Potenza nominale [kW] (per fattore di servizio fs=1,0) <i>Pe= Nominal Power [kW] (For Service Factor fs=1,0)</i> Pe= Nennleistung [kW] (Bei Betriebsfaktor fs=1,0)						Carichi radiali ammessi (uscita) <i>Permissible Radial Loads (Output)</i> Zul.Querkräfte (Abtrieb)	Carichi radiali ammessi (entrata) <i>Permissible Radial Loads (Input)</i> Zul.Querkräfte (Antrieb)	Peso  <i>Weight</i>  Gewicht  [kg]	Tabella dim.  <i>Dim. Page</i>  Maße Seite
				Velocità di rotazione in entrata [giri/min.] / <i>Input speed [rpm]</i> / Antriebsdrehzahl[upm]									
				n1=2900	n1=1450	n1=950	n1=725	n1=475	n1=360				
				Fqam [N] (n1=1450rpm)									
<b>65</b>	7,46	194	<b>KT002</b>	2,3	<b>1,4</b>	1,1	0,86	0,56	0,43	2664	40	14	374
<b>65</b>	8,04	180		2,2	<b>1,3</b>	0,98	0,80	0,52	0,40	2748	91		
<b>70</b>	9,40	154		1,9	<b>1,2</b>	0,90	0,69	0,45	0,34	2879	48		
<b>75</b>	11,09	131		1,7	<b>1,1</b>	0,76	0,58	0,38	0,29	3031	-		
<b>75</b>	13,26	109		1,5	<b>0,91</b>	0,64	0,49	0,32	0,24	3265	96		
<b>75</b>	14,73	98		1,3	<b>0,82</b>	0,58	0,44	0,29	0,22	3408	195		
<b>75</b>	16,18	90		1,2	<b>0,75</b>	0,52	0,40	0,26	0,20	3540	211		
<b>80</b>	19,88	73		1,1	<b>0,65</b>	0,43	0,33	0,21	0,16	3794	161		
<b>80</b>	23,79	61	<b>KT003</b>	0,96	<b>0,55</b>	0,36	0,28	0,18	0,14	3153	764	15	374
<b>80</b>	25,64	57		0,89	<b>0,51</b>	0,34	0,26	0,17	0,13	3269	770		
<b>80</b>	29,95	48		0,82	<b>0,44</b>	0,29	0,22	0,15	0,11	3518	781		
<b>80</b>	35,34	41		0,70	<b>0,38</b>	0,25	0,19	0,12	0,09	3799	791		
<b>80</b>	45,41	32		0,58	<b>0,29</b>	0,19	0,15	0,10	0,07	4042	869		
<b>80</b>	48,93	30		0,54	<b>0,27</b>	0,18	0,14	0,09	0,07	4046	872		
<b>80</b>	57,16	25		0,47	<b>0,24</b>	0,15	0,12	0,08	0,06	4046	878		
<b>80</b>	67,44	22		0,40	<b>0,20</b>	0,13	0,10	0,07	0,05	4048	883		
<b>80</b>	80,66	18		0,34	<b>0,17</b>	0,11	0,09	0,06	0,04	4046	887		
<b>80</b>	89,62	16		0,31	<b>0,15</b>	0,10	0,08	0,05	0,04	4046	893		
<b>80</b>	98,44	15		0,28	<b>0,14</b>	0,09	0,07	0,05	0,04	4040	894		
<b>80</b>	120,91	12		0,23	<b>0,12</b>	0,08	0,06	0,04	0,03	4049	896		
<b>90</b>	6,28	231	<b>KT102</b>	3,5	<b>2,3</b>	1,7	1,8	1,2	0,89	2785	-	15	378
<b>90</b>	7,29	199		3,3	<b>2,0</b>	1,5	1,5	1,0	0,77	2971	-		
<b>95</b>	8,72	166		2,9	<b>1,7</b>	1,3	1,3	0,85	0,64	3160	-		
<b>100</b>	10,32	140		2,5	<b>1,5</b>	1,2	1,1	0,71	0,54	3347	-		
<b>100</b>	11,05	131		2,5	<b>1,4</b>	1,1	1,0	0,67	0,51	3446	-		
<b>105</b>	12,51	116		2,2	<b>1,3</b>	1,0	0,90	0,59	0,45	3585	-		
<b>110</b>	14,61	99		2,0	<b>1,2</b>	0,94	0,77	0,51	0,38	3780	-		
<b>110</b>	17,30	84		1,7	<b>1,0</b>	0,79	0,65	0,43	0,33	4062	-		
<b>110</b>	19,13	76		1,5	<b>0,93</b>	0,72	0,59	0,39	0,29	4236	-		
<b>115</b>	21,25	68		1,4	<b>0,87</b>	0,65	0,53	0,35	0,27	4377	-		
<b>120</b>	25,50	57		1,3	<b>0,76</b>	0,58	0,45	0,29	0,22	4672	-		
<b>115</b>	20,03	72	<b>KT103</b>	1,5	<b>0,93</b>	0,70	0,55	0,38	0,29	4176	704	16	378
<b>120</b>	23,22	62		1,3	<b>0,84</b>	0,62	0,50	0,33	0,25	4397	710		
<b>125</b>	27,81	52		1,2	<b>0,74</b>	0,54	0,41	0,27	0,21	4696	722		
<b>130</b>	32,90	44		1,0	<b>0,65</b>	0,46	0,35	0,23	0,18	4992	725		
<b>135</b>	35,22	41		1,0	<b>0,63</b>	0,43	0,33	0,22	0,16	5084	721		
<b>135</b>	38,22	38		0,94	<b>0,58</b>	0,40	0,30	0,20	0,15	5266	812		
<b>140</b>	44,32	33		0,85	<b>0,52</b>	0,34	0,26	0,17	0,13	5553	816		
<b>140</b>	53,07	27		0,74	<b>0,44</b>	0,29	0,22	0,14	0,11	5825	830		
<b>140</b>	62,79	23		0,66	<b>0,37</b>	0,24	0,19	0,12	0,09	5827	838		
<b>140</b>	67,22	22		0,64	<b>0,35</b>	0,23	0,17	0,11	0,09	5823	841		
<b>140</b>	76,13	19		0,59	<b>0,31</b>	0,20	0,15	0,10	0,08	5827	844		
<b>140</b>	88,87	16		0,53	<b>0,26</b>	0,17	0,13	0,09	0,07	5831	849		
<b>140</b>	105,26	14		0,45	<b>0,23</b>	0,15	0,11	0,07	0,06	5826	854		
<b>140</b>	116,34	12		0,41	<b>0,20</b>	0,13	0,10	0,07	0,05	5826	862		
<b>140</b>	129,27	11		0,37	<b>0,18</b>	0,12	0,09	0,06	0,05	5826	864		
<b>205</b>	6,38	227	<b>KT202</b>	8,1	<b>5,1</b>	3,8	3,1	2,3	1,7	2306	-	19	382
<b>215</b>	7,65	190		7,2	<b>4,5</b>	3,3	2,7	1,9	1,5	2473	-		
<b>230</b>	9,25	157		6,3	<b>4,0</b>	2,9	2,4	1,6	1,2	2627	-		
<b>235</b>	10,57	137		5,7	<b>3,5</b>	2,7	2,1	1,4	1,1	2792	128		
<b>245</b>	12,17	119		5,2	<b>3,2</b>	2,4	1,8	1,2	0,92	2937	130		
<b>255</b>	14,32	101		4,5	<b>2,8</b>	2,0	1,6	1,0	0,78	3131	140		
<b>260</b>	15,26	95		4,4	<b>2,7</b>	1,9	1,5	0,96	0,73	3203	121		
<b>270</b>	17,47	83		3,9	<b>2,5</b>	1,7	1,3	0,84	0,64	3367	86		
<b>280</b>	20,23	72		3,5	<b>2,2</b>	1,5	1,1	0,73	0,55	3566	51		
<b>280</b>	23,79	61		3,2	<b>1,9</b>	1,2	0,95	0,62	0,47	3893	189		




# Tabella prestazionali dei riduttori serie K

## K Series Gear Units Performance Tables

### K Serien Getriebe Leistung und Drehzahlübersicht

Coppia nominale <i>Nominal Torques</i>  Nenn-drehmomente  Ma [Nm] (n1=1450rpm)	Rapporto  <i>Ratio</i>  Übersetzung  i	Velocità di rotazione in uscita <i>Output Speeds</i>  Abtriebs-drehzahlen  n2 [r.p.m] (n1=1450rpm)	Tipo  <i>Type</i>  Typ	Pe= Potenza nominale [kW] (per fattore di servizio fs=1,0) <i>Pe= Nominal Power [kW] (For Service Factor fs=1,0)</i> Pe= NennLeistung [kW] (Bei Betriebsfaktor fs=1,0)						Carichi radiali ammessi (uscita) <i>Permissible Radial Loads (Output)</i> Zul.Querkräfte (Abtrieb)	Carichi radiali ammessi (entrata) <i>Permissible Radial Loads (Input)</i> Zul.Querkräfte (Antrieb)	Peso  <i>Weight</i>  Gewicht  [kg]	Tabella dim.  <i>Dim. Page</i>  Maße Seite			
				Velocità di rotazione in entrata [gir/min.] / <i>Input speed [rpm] / Antriebsdrehzahl[upm]</i>												
				n1=2900	n1=1450	n1=950	n1=725	n1=475	n1=360							
<b>265</b>	26,31	55	<b>KT203</b>	2,6	<b>1,6</b>	1,1	0,87	0,57	0,43	3916	1713	20	382			
<b>280</b>	31,55	46		2,3	<b>1,4</b>	0,95	0,72	0,48	0,36	4177	1721					
<b>280</b>	38,16	38		2,0	<b>1,2</b>	0,79	0,60	0,39	0,30	4644	1746					
<b>280</b>	43,67	33		1,8	<b>1,0</b>	0,69	0,52	0,34	0,26	4993	1841					
<b>280</b>	52,37	28		1,6	<b>0,87</b>	0,57	0,44	0,29	0,22	5483	1858					
<b>280</b>	63,33	23		1,4	<b>0,72</b>	0,48	0,36	0,24	0,18	6027	1873					
<b>280</b>	72,37	20		1,3	<b>0,64</b>	0,42	0,32	0,21	0,16	6428	1882					
<b>280</b>	83,32	17		1,1	<b>0,55</b>	0,36	0,28	0,18	0,14	6870	1890					
<b>280</b>	98,01	15		0,94	<b>0,47</b>	0,31	0,24	0,16	0,12	7403	1898					
<b>280</b>	104,49	14		0,88	<b>0,44</b>	0,29	0,22	0,15	0,11	7506	1901					
<b>280</b>	119,62	12		0,77	<b>0,39</b>	0,26	0,20	0,13	0,10	7497	1906					
<b>280</b>	138,53	10		0,67	<b>0,34</b>	0,22	0,17	0,11	0,08	7500	1911					
<b>220</b>	6,94	209		<b>KT273</b>	0,70	<b>5,1</b>	1,1	0,42	0,33	0,58	10742			-	25	386
<b>230</b>	8,28	175			0,59	<b>4,5</b>	0,90	0,35	0,28	0,49	11343			-		
<b>240</b>	9,92	146			0,49	<b>3,9</b>	0,75	0,29	0,26	0,41	12003			35		
<b>250</b>	12,00	121	0,40		<b>3,4</b>	0,62	0,27	0,21	0,34	12743	159					
<b>350</b>	13,34	109	0,36		<b>4,2</b>	0,56	0,15	0,12	0,35	12701	534					
<b>370</b>	15,92	91	0,30		<b>3,8</b>	0,47	0,12	0,10	0,29	12587	631					
<b>390</b>	19,08	76	0,25		<b>3,3</b>	0,39	0,10	0,08	0,27	12465	715					
<b>410</b>	23,08	63	0,23		<b>2,9</b>	0,32	0,08	0,07	0,22	12335	788					
<b>430</b>	25,55	57	0,21		<b>2,7</b>	0,29	0,08	0,06	0,20	12198	1277					
<b>450</b>	30,48	48	0,18		<b>2,4</b>	0,27	0,06	0,05	0,17	12000	1298					
<b>450</b>	36,55	40	0,15		<b>2,0</b>	0,23	0,05	0,04	0,14	12000	1339					
<b>450</b>	44,20	33	0,12		<b>1,6</b>	0,19	0,04	0,03	0,12	12000	1373					
<b>450</b>	50,51	29	0,11		<b>1,4</b>	0,16	0,04	0,03	0,10	12000	1394					
<b>450</b>	58,15	25	0,09		<b>1,2</b>	0,14	0,03	0,03	0,09	12000	1413					
<b>450</b>	68,40	21	0,08		<b>1,1</b>	0,12	0,03	0,02	0,08	12000	1431					
<b>450</b>	72,92	20	0,07		<b>1,0</b>	0,11	0,03	0,02	0,07	12000	1437					
<b>450</b>	83,48	17	0,06		<b>0,87</b>	0,10	0,02	0,02	0,06	12000	1450					
<b>450</b>	96,68	15	0,06		<b>0,75</b>	0,09	0,02	0,02	0,05	12000	1461					
<b>450</b>	113,65	13	0,05	<b>0,64</b>	0,07	0,02	0,01	0,05	12000	1472						
<b>450</b>	112,73	13	<b>KT275</b>	1,4	<b>0,68</b>	0,44	0,34	0,25	0,19	12000	613	28	390			
<b>450</b>	131,68	11		1,2	<b>0,58</b>	0,38	0,29	0,21	0,16	12000	627					
<b>450</b>	200,35	7,2		0,77	<b>0,38</b>	0,25	0,21	0,14	0,11	12000	732					
<b>450</b>	215,91	6,7		0,71	<b>0,36</b>	0,26	0,20	0,13	0,10	12000	736					
<b>450</b>	252,20	5,7		0,61	<b>0,31</b>	0,22	0,17	0,11	0,08	12000	743					
<b>450</b>	300,85	4,8		0,51	<b>0,26</b>	0,19	0,14	0,09	0,07	12000	763					
<b>450</b>	360,73	4,0		0,48	<b>0,24</b>	0,17	0,13	0,09	0,07	12000	781					
<b>450</b>	436,24	3,3		0,39	<b>0,20</b>	0,14	0,11	0,07	0,05	12000	796					
<b>450</b>	498,55	2,9		0,35	<b>0,17</b>	0,13	0,10	0,06	0,05	12000	805					
<b>450</b>	573,99	2,5		0,30	<b>0,15</b>	0,11	0,08	0,05	0,04	12000	814					
<b>450</b>	675,13	2,1		0,26	<b>0,13</b>	0,09	0,07	0,05	0,04	12000	822					
<b>450</b>	719,79	2,0		0,27	<b>0,12</b>	0,09	0,07	0,04	0,03	12000	825					
<b>450</b>	735,42	2,0		<b>KT276</b>	0,27	<b>0,12</b>	0,09	0,07	0,04	0,03	12000			826	30	390
<b>450</b>	881,79	1,6			0,22	<b>0,10</b>	0,07	0,06	0,04	0,03	12000			833		
<b>450</b>	1066,35	1,4	0,18		<b>0,08</b>	0,06	0,05	0,03	0,02	12000	840					
<b>450</b>	1218,69	1,2	0,16		<b>0,07</b>	0,05	0,04	0,03	0,02	12000	843					
<b>450</b>	1403,10	1,0	0,14		<b>0,06</b>	0,05	0,03	0,02	0,02	12000	847					
<b>450</b>	1650,31	0,88	0,12		<b>0,05</b>	0,04	0,03	0,02	0,01	12000	850					
<b>450</b>	1759,48	0,82	0,11		<b>0,05</b>	0,04	0,03	0,02	0,01	12000	851					
<b>580</b>	5,68	255	<b>KT373</b>	27	<b>17</b>	12	10	7,6	5,8	10852	-	60	394			
<b>595</b>	6,63	219		23	<b>15</b>	11	8,8	6,5	5,0	11453	-					
<b>610</b>	7,73	188		21	<b>13</b>	9,7	7,8	5,6	4,3	12082	-					
<b>630</b>	8,54	170		19	<b>12</b>	8,9	7,2	5,1	3,9	12440	-					
<b>655</b>	9,97	145		17	<b>11</b>	7,9	6,4	4,4	3,3	13063	-					
<b>805</b>	10,60	137		20	<b>12</b>	8,2	6,2	4,1	3,1	12341	-					
<b>820</b>	12,38	117		18	<b>11</b>	7,0	5,3	3,5	2,7	11800	-					
<b>820</b>	14,44	100		16	<b>9,2</b>	6,0	4,6	3,0	2,3	11800	-					




## Tabella prestazionali dei riduttori serie K

### K Series Gear Units Performance Tables

### K Serien Getriebe Leistung und Drehzahlübersicht


Coppia nominale <i>Nominal Torques</i> Nenn-drehmomente Ma [Nm] (n1=1450rpm)	Rapporto <i>Ratio</i> Übersetzung i	Velocità di rotazione in uscita <i>Output Speeds</i> Abtriebs-drehzahlen n2 [r.p.m] (n1=1450rpm)	Tipo <i>Type</i> Typ	Pe= Potenza nominale [kW] (per fattore di servizio fs=1,0) <i>Pe= Nominal Power [kW] (For Service Factor fs=1,0)</i> Pe= NennLeistung [kW] (Bei Betriebsfaktor fs=1,0)						Carichi radiali ammessi (uscita) <i>Permissible Radial Loads (Output)</i> Zul.Querkräfte (Abtrieb) Fqam [N] (n1=1450rpm)	Carichi radiali ammessi (entrata) <i>Permissible Radial Loads (Input)</i> Zul.Querkräfte (Antrieb) Fqem [N] (n1=1450rpm)	Peso <i>Weight</i> Gewicht [kg]	Tabella dim. <i>Dim. Page</i> Maße Seite
				Velocità di rotazione in entrata [giri/min.] / <i>Input speed [rpm]</i> / Antriebsdrehzahl[upm]									
				n1=2900	n1=1450	n1=950	n1=725	n1=475	n1=360				
<b>820</b>	15,96	91	<b>KT373</b>	15	<b>8,3</b>	5,4	4,2	2,7	2,1	11800	-	60	394
<b>820</b>	18,62	78		13	<b>7,1</b>	4,7	3,6	2,3	1,8	11800	-		
<b>820</b>	21,90	66		12	<b>6,0</b>	4,0	3,0	2,0	1,5	11800	-		
<b>820</b>	24,72	59		11	<b>5,4</b>	3,5	2,7	1,8	1,3	11800	1429		
<b>820</b>	28,85	50		9,2	<b>4,6</b>	3,0	2,3	1,5	1,1	11800	1490		
<b>820</b>	33,65	43		7,9	<b>3,9</b>	2,6	2,0	1,3	0,98	11800	1549		
<b>820</b>	37,19	39		7,1	<b>3,6</b>	2,3	1,8	1,2	0,88	11800	1579		
<b>820</b>	43,40	33		6,1	<b>3,1</b>	2,0	1,5	1,0	0,76	11800	1619		
<b>820</b>	51,05	28		5,2	<b>2,6</b>	1,7	1,3	0,85	0,64	11800	1654		
<b>820</b>	60,69	24		4,4	<b>2,2</b>	1,4	1,1	0,71	0,54	11800	1686		
<b>820</b>	68,65	21		3,9	<b>1,9</b>	1,3	0,96	0,63	0,48	11800	1705		
<b>820</b>	78,29	19		3,4	<b>1,7</b>	1,1	0,85	0,55	0,42	11800	1723		
<b>820</b>	97,26	15		2,7	<b>1,4</b>	0,89	0,68	0,45	0,34	11800	1749		
<b>820</b>	110,61	13		2,4	<b>1,2</b>	0,78	0,60	0,39	0,30	11800	1761		
<b>820</b>	127,30	11		2,1	<b>1,0</b>	0,68	0,52	0,34	0,26	11800	1773		
<b>820</b>	148,75	9,7	1,8	<b>0,89</b>	0,58	0,45	0,29	0,25	11800	1783			
<b>820</b>	127,14	11	<b>KT374</b>	2,1	<b>1,1</b>	0,70	0,54	0,35	0,27	11800	1411	61	398
<b>820</b>	140,49	10		1,9	<b>0,97</b>	0,64	0,49	0,32	0,27	11800	1450		
<b>820</b>	163,96	8,8		1,7	<b>0,83</b>	0,55	0,42	0,27	0,23	11800	1503		
<b>820</b>	192,86	7,5		1,4	<b>0,71</b>	0,47	0,36	0,26	0,20	11800	1551		
<b>820</b>	229,29	6,3		1,2	<b>0,60</b>	0,39	0,30	0,22	0,16	11800	1594		
<b>820</b>	259,36	5,6		1,1	<b>0,53</b>	0,35	0,26	0,19	0,15	11800	1620		
<b>820</b>	295,76	4,9		0,93	<b>0,46</b>	0,30	0,26	0,17	0,13	11800	1645		
<b>820</b>	367,43	3,9		0,75	<b>0,37</b>	0,27	0,21	0,14	0,10	11800	1679		
<b>820</b>	374,18	3,9		<b>KT375</b>	0,75	<b>0,38</b>	0,27	0,21	0,14	0,10	11800		
<b>820</b>	442,71	3,3	0,64		<b>0,32</b>	0,23	0,18	0,12	0,09	11800	1052		
<b>820</b>	473,96	3,1	0,59		<b>0,30</b>	0,22	0,17	0,11	0,08	11800	1055		
<b>820</b>	536,75	2,7	0,53		<b>0,26</b>	0,19	0,15	0,10	0,07	11800	1057		
<b>820</b>	593,11	2,4	0,53		<b>0,26</b>	0,19	0,15	0,10	0,07	11800	1067		
<b>820</b>	692,22	2,1	0,45		<b>0,23</b>	0,17	0,13	0,08	0,06	11800	1079		
<b>820</b>	814,20	1,8	0,39		<b>0,19</b>	0,14	0,11	0,07	0,05	11800	1091		
<b>820</b>	968,01	1,5	0,32		<b>0,16</b>	0,12	0,09	0,06	0,04	11800	1102		
<b>820</b>	1094,97	1,3	0,29		<b>0,14</b>	0,10	0,08	0,05	0,04	11800	1108		
<b>820</b>	1184,90	1,2	<b>KT376</b>	0,27	<b>0,14</b>	0,10	0,08	0,05	0,04	11800	1122	64	402
<b>820</b>	1401,91	1,0		0,25	<b>0,11</b>	0,08	0,06	0,04	0,03	11800	1124		
<b>820</b>	1500,87	0,97		0,24	<b>0,11</b>	0,08	0,06	0,04	0,03	11800	1125		
<b>820</b>	1699,70	0,85		0,21	<b>0,09</b>	0,07	0,05	0,03	0,03	11800	1125		
<b>820</b>	1878,17	0,77		0,19	<b>0,09</b>	0,06	0,05	0,03	0,02	11800	1128		
<b>820</b>	2192,03	0,66		0,16	<b>0,07</b>	0,05	0,04	0,03	0,02	11800	1132		
<b>820</b>	2578,32	0,56		0,14	<b>0,06</b>	0,05	0,03	0,02	0,02	11800	1136		
<b>820</b>	3065,37	0,47		0,12	<b>0,05</b>	0,04	0,03	0,02	0,01	11800	1139		
<b>820</b>	3467,39	0,42		0,10	<b>0,05</b>	0,03	0,03	0,02	0,01	11800	1141		
<b>830</b>	6,21	233	<b>KT473</b>	35	<b>22</b>	16	12	9,9	8,1	12268	-	96	406
<b>865</b>	7,48	194		30	<b>19</b>	14	11	8,6	7,0	13041	-		
<b>905</b>	9,06	160		26	<b>16</b>	12	9,2	7,4	6,1	13870	-		
<b>935</b>	10,34	140		24	<b>15</b>	11	8,4	6,7	5,5	14467	-		
<b>970</b>	11,87	122		21	<b>13</b>	9,9	7,5	6,1	5,0	15099	-		
<b>1005</b>	13,71	106		19	<b>12</b>	8,9	6,8	5,5	4,5	15811	-		
<b>1370</b>	15,33	95		23	<b>14</b>	11	8,2	5,4	4,1	16173	-		
<b>1425</b>	17,49	83		21	<b>13</b>	9,4	7,2	4,7	3,6	16829	-		
<b>1485</b>	20,07	72		19	<b>12</b>	8,2	6,2	4,1	3,1	17538	-		
<b>1550</b>	23,19	63		18	<b>11</b>	7,1	5,4	3,5	2,7	17000	-		
<b>1550</b>	23,76	61		17	<b>11</b>	6,9	5,3	3,5	2,6	17000	-		
<b>1550</b>	25,15	58		17	<b>10</b>	6,5	5,0	3,3	2,5	17000	-		
<b>1550</b>	30,11	48		15	<b>8,3</b>	5,4	4,2	2,7	2,1	17000	-		
<b>1550</b>	39,11	37		12	<b>6,4</b>	4,2	3,2	2,1	1,6	17000	1424		
<b>1550</b>	44,64	32		11	<b>5,6</b>	3,7	2,8	1,8	1,4	17000	1563		
<b>1550</b>	51,22	28		9,6	<b>4,9</b>	3,2	2,4	1,6	1,2	17000	1612		
<b>1550</b>	59,19	24	8,5	<b>4,2</b>	2,8	2,1	1,4	1,1	17000	1657			





## Tabella prestazionali dei riduttori serie K K Series Gear Units Performance Tables K Serien Getriebe Leistung und Drehzahlübersicht

Coppia nominale <i>Nominal Torques</i>  Nenn-drehmomente  Ma [Nm] (n1=1450rpm)	Rapporto  <i>Ratio</i>  Übersetzung  i	Velocità di rotazione in uscita <i>Output Speeds</i>  Abtriebs-drehzahlen  n2 [r.p.m] (n1=1450rpm)	Tipo  <i>Type</i>  Typ	Pe= Potenza nominale [kW] (per fattore di servizio fs=1,0) <i>Pe= Nominal Power [kW] (For Service Factor fs=1,0)</i> Pe= NennLeistung [kW] (Bei Betriebsfaktor fs=1,0)						Carichi radiali ammessi (uscita) <i>Permissible Radial Loads (Output)</i> Zul.Querkräfte (Abtrieb)	Carichi radiali ammessi (entrata) <i>Permissible Radial Loads (Input)</i> Zul.Querkräfte (Antrieb)	Peso  <i>Weight</i>  Gewicht  [kg]	Tabella dim.  <i>Dim. Page</i>  Maße Seite
	Velocità di rotazione in entrata [gir/min.] / <i>Input speed [rpm] / Antriebsdrehzahl[upm]</i>						Fqam [N] (n1=1450rpm)	Fqem [N] (n1=1450rpm)					
	n1=2900	n1=1450	n1=950	n1=725	n1=475	n1=360							
1550	60,63	24	<b>KT473</b>	8,3	<b>4,1</b>	2,7	2,1	1,4	1,0	17000	1668	96	406
1550	64,17	23		7,8	<b>3,9</b>	2,6	2,0	1,3	0,97	17000	1683		
1550	76,83	19		6,5	<b>3,3</b>	2,1	1,6	1,1	0,81	17000	1726		
1550	87,49	17		5,7	<b>2,9</b>	1,9	1,4	0,94	0,71	17000	1753		
1550	97,79	15		5,1	<b>2,6</b>	1,7	1,3	0,84	0,64	17000	1777		
1550	110,65	13		4,5	<b>2,3</b>	1,5	1,1	0,74	0,56	17000	1796		
1550	135,98	11		3,7	<b>1,8</b>	1,2	0,92	0,60	0,46	17000	1823		
1550	153,47	9,4		3,3	<b>1,6</b>	1,1	0,82	0,53	0,41	17000	1835		
1550	160,79	9,0	<b>KT474</b>	3,2	<b>1,6</b>	1,0	0,80	0,52	0,40	17000	1870	98	410
1550	181,88	8,0		2,8	<b>1,4</b>	0,93	0,71	0,46	0,35	17000	1883		
1550	207,41	7,0		2,5	<b>1,2</b>	0,82	0,62	0,41	0,31	17000	1896		
1550	257,67	5,6		2,0	<b>1,0</b>	0,66	0,50	0,33	0,28	17000	1914		
1550	293,03	4,9		1,8	<b>0,88</b>	0,58	0,44	0,29	0,24	17000	1922		
1550	310,16	4,7		1,7	<b>0,84</b>	0,55	0,42	0,27	0,23	17000	1940		
1550	371,35	3,9		1,4	<b>0,70</b>	0,46	0,35	0,25	0,19	17000	1988		
1550	422,88	3,4		1,2	<b>0,61</b>	0,40	0,31	0,22	0,17	17000	2018		
1550	472,63	3,1		1,1	<b>0,55</b>	0,36	0,27	0,20	0,15	17000	2040		
1550	509,34	2,8	<b>KT475</b>	1,0	<b>0,52</b>	0,34	0,26	0,19	0,14	17000	1721	101	414
1550	610,72	2,4		0,87	<b>0,43</b>	0,28	0,24	0,16	0,12	17000	1729		
1550	655,16	2,2		0,81	<b>0,40</b>	0,27	0,22	0,15	0,11	17000	1731		
1550	738,55	2,0		0,72	<b>0,36</b>	0,26	0,20	0,13	0,10	17000	1735		
1550	844,06	1,7		0,63	<b>0,32</b>	0,23	0,18	0,11	0,09	17000	1740		
1550	901,03	1,6		0,59	<b>0,30</b>	0,22	0,16	0,11	0,08	17000	1741		
1550	971,77	1,5		0,55	<b>0,27</b>	0,20	0,15	0,10	0,08	17000	1743		
1550	1142,99	1,3		0,52	<b>0,26</b>	0,19	0,14	0,09	0,07	17000	1747		
1550	1218,61	1,2		0,49	<b>0,24</b>	0,18	0,14	0,09	0,07	17000	1748		
1550	1395,04	1,0		0,43	<b>0,21</b>	0,16	0,12	0,08	0,06	17000	1751		
1550	1476,60	0,98		0,40	<b>0,20</b>	0,15	0,11	0,07	0,06	17000	1755		
1550	1767,90	0,82		0,34	<b>0,17</b>	0,12	0,09	0,06	0,05	17000	1766		
1550	2183,54	0,66	<b>KT476</b>	0,28	<b>0,14</b>	0,10	0,08	0,05	0,04	17000	1792	104	414
1550	2495,47	0,58		0,27	<b>0,12</b>	0,09	0,07	0,04	0,03	17000	1794		
1550	2663,91	0,54		0,25	<b>0,11</b>	0,08	0,06	0,04	0,03	17000	1794		
1550	2873,07	0,50		0,23	<b>0,11</b>	0,08	0,06	0,04	0,03	17000	1795		
1550	3379,28	0,43		0,20	<b>0,09</b>	0,07	0,05	0,03	0,02	17000	1796		
1550	3602,83	0,40		0,19	<b>0,08</b>	0,06	0,05	0,03	0,02	17000	1797		
1550	4124,46	0,35		0,16	<b>0,07</b>	0,05	0,04	0,03	0,02	17000	1797		
1550	4365,60	0,33		0,15	<b>0,07</b>	0,05	0,04	0,03	0,02	17000	1799		
1550	5226,85	0,28		0,13	<b>0,06</b>	0,04	0,03	0,02	0,02	17000	1803		
1220	6,91	210	<b>KT573</b>	-	<b>29</b>	21	17	13	10,7	25040	-	138	418
1300	8,07	180		-	<b>26</b>	22	16	12	9,5	26129	-		
1380	9,48	153		38	<b>24</b>	18	14	11	8,9	27341	-		
1470	11,22	129		35	<b>21</b>	16	13	10	8,0	28667	-		
1700	11,58	125		-	<b>24</b>	18	14	11	9,0	28654	-		
1820	13,53	107		-	<b>22</b>	16	13	10	8,0	29850	-		
1930	15,88	91		32	<b>20</b>	15	12	9,0	6,8	31234	-		
2050	18,80	77		29	<b>18</b>	13	11	7,6	5,8	32541	-		
2100	20,24	72		28	<b>17</b>	13	10	7,1	5,4	31991	-		
2200	22,77	64		26	<b>16</b>	12	9,5	6,3	4,8	30822	-		
2300	25,78	56		24	<b>14</b>	11	8,5	5,5	4,2	29547	-		
2300	30,25	48		-	<b>12</b>	9,2	7,2	4,7	3,6	29547	2775		
2430	35,34	41		-	<b>11</b>	8,1	6,2	4,0	3,1	27711	2799		
2500	38,16	38		17	<b>11</b>	7,5	5,7	3,7	2,8	26625	2845		
2620	44,73	32		15	<b>9,5</b>	6,4	4,9	3,2	2,4	24571	2869		
2700	52,88	27		14	<b>8,2</b>	5,4	4,1	2,7	2,0	22500	2909		
2700	59,49	24		13	<b>7,3</b>	4,8	3,7	2,4	1,8	22500	2956		
2700	67,37	22		12	<b>6,5</b>	4,2	3,2	2,1	1,6	22500	3000		
2700	82,14	18		10	<b>5,3</b>	3,5	2,7	1,7	1,3	22500	3058		
2700	97,19	15		9,0	<b>4,5</b>	2,9	2,2	1,5	1,1	22500	3099		
2700	109,86	13		7,9	<b>4,0</b>	2,6	2,0	1,3	0,99	22500	3125		




# Tabella prestazionali dei riduttori serie K

## K Series Gear Units Performance Tables

### K Serien Getriebe Leistung und Drehzahlübersicht

Coppia nominale <i>Nominal Torques</i>  Nenn-drehmomente  Ma [Nm] (n1=1450rpm)	Rapporto  <i>Ratio</i>  Übersetzung  i	Velocità di rotazione in uscita <i>Output Speeds</i>  Abtriebsdrehzahlen  n2 [r.p.m.] (n1=1450rpm)	Tipo  <i>Type</i>  Typ	Pe= Potenza nominale [kW] (per fattore di servizio fs=1,0) <i>Pe= Nominal Power [kW] (For Service Factor fs=1,0)</i> Pe= NennLeistung [kW] (Bei Betriebsfaktor fs=1,0)						Carichi radiali ammessi (uscita) <i>Permissible Radial Loads (Output)</i> Zul.Querkräfte (Abtrieb)	Carichi radiali ammessi (entrata) <i>Permissible Radial Loads (Input)</i> Zul.Querkräfte (Antrieb)	Peso  <i>Weight</i>  Gewicht  [kg]	Tabella dim.  <i>Dim. Page</i>  Maße Seite
				Velocità di rotazione in entrata [giri/min.] / <i>Input speed [rpm]</i> / Antriebsdrehzahl[upm]									
				n1=2900	n1=1450	n1=950	n1=725	n1=475	n1=360				
				Fqam [N] (n1=1450rpm)	Fqem [N] (n1=1450rpm)								
<b>2700</b>	125,51	12	<b>KT573</b>	6,9	<b>3,5</b>	2,3	1,7	1,1	0,86	22500	3149	138	418
<b>2700</b>	117,96	12	<b>KT574</b>	7,6	<b>3,8</b>	2,5	1,9	1,2	0,94	22500	1466	140	422
<b>2700</b>	140,24	10		6,4	<b>3,2</b>	2,1	1,6	1,0	0,79	22500	1510		
<b>2700</b>	158,64	9,1		5,7	<b>2,8</b>	1,9	1,4	0,93	0,70	22500	1536		
<b>2700</b>	180,90	8,0		5,0	<b>2,5</b>	1,6	1,2	0,81	0,62	22500	1561		
<b>2700</b>	211,51	6,9		4,3	<b>2,1</b>	1,4	1,1	0,70	0,53	22500	1587		
<b>2700</b>	237,97	6,1		3,8	<b>1,9</b>	1,2	0,95	0,62	0,47	22500	1659		
<b>2700</b>	246,42	5,9		3,6	<b>1,8</b>	1,2	0,91	0,60	0,45	22500	1785		
<b>2700</b>	281,00	5,2		3,2	<b>1,6</b>	1,0	0,80	0,52	0,40	22500	1801		
<b>2700</b>	328,56	4,4		2,7	<b>1,4</b>	0,90	0,69	0,45	0,34	22500	1817		
<b>2700</b>	397,01	3,7		2,3	<b>1,1</b>	0,75	0,57	0,37	0,28	22500	1834		
<b>2700</b>	469,74	3,1		1,9	<b>0,96</b>	0,63	0,48	0,32	0,27	22500	1896		
<b>2700</b>	507,09	2,9	<b>KT575</b>	1,8	<b>0,91</b>	0,60	0,46	0,30	0,25	22500	1483	140	426
<b>2700</b>	570,53	2,5		1,6	<b>0,81</b>	0,53	0,41	0,27	0,22	22500	1520		
<b>2700</b>	787,70	1,8		1,2	<b>0,59</b>	0,39	0,29	0,21	0,16	22500	1603		
<b>2700</b>	932,00	1,6		1,0	<b>0,50</b>	0,33	0,28	0,18	0,14	22500	1637		
<b>2700</b>	1216,74	1,2		0,77	<b>0,38</b>	0,25	0,21	0,14	0,11	22500	1680		
<b>2700</b>	1368,95	1,1		0,68	<b>0,34</b>	0,25	0,19	0,12	0,09	22500	1696		
<b>2700</b>	1890,04	0,77		0,55	<b>0,27</b>	0,20	0,15	0,10	0,08	22500	1731		
<b>2700</b>	2236,28	0,65		0,46	<b>0,23</b>	0,17	0,13	0,08	0,06	22500	1745		
<b>2700</b>	2328,84	0,62	<b>KT576</b>	0,45	<b>0,23</b>	0,17	0,13	0,08	0,06	22500	1748	145	426
<b>2700</b>	2755,47	0,53		0,38	<b>0,19</b>	0,14	0,11	0,07	0,05	22500	1759		
<b>2700</b>	3597,31	0,40		0,29	<b>0,15</b>	0,11	0,08	0,05	0,04	22500	1774		
<b>2700</b>	4047,32	0,36		0,26	<b>0,13</b>	0,10	0,07	0,05	0,04	22500	1779		
<b>2700</b>	5587,93	0,26		0,21	<b>0,09</b>	0,07	0,05	0,03	0,03	22500	1791		
<b>2700</b>	6611,61	0,22		0,18	<b>0,08</b>	0,06	0,04	0,03	0,02	22500	1795		
<b>2500</b>	8,31	175	<b>KT673</b>	-	<b>49</b>	37	30	23	18	38163	-	235	430
<b>2600</b>	9,45	153		-	<b>44</b>	33	27	20	16	39661	-		
<b>2700</b>	10,81	134		-	<b>40</b>	30	24	19	14	41324	-		
<b>2800</b>	12,46	116		58	<b>36</b>	27	22	16	12	43197	-		
<b>2900</b>	14,49	100		52	<b>32</b>	24	20	14	11	45335	-		
<b>4300</b>	16,54	88		-	<b>42</b>	28	21	14	10	29600	-		
<b>4300</b>	18,74	77		-	<b>37</b>	24	19	12	9,2	29600	-		
<b>4300</b>	21,32	68		-	<b>33</b>	21	16	11	8,1	29600	-		
<b>4300</b>	24,38	59		-	<b>28</b>	19	14	9,3	7,1	29600	-		
<b>4300</b>	28,10	52		49	<b>25</b>	16	12	8,1	6,1	29600	-		
<b>4300</b>	32,68	44		43	<b>21</b>	14	11	7,0	5,3	29600	-		
<b>4300</b>	39,26	37		-	<b>18</b>	12	8,8	5,8	4,4	29600	3132		
<b>4300</b>	44,65	32		-	<b>16</b>	10	7,8	5,1	3,9	29600	3223		
<b>4300</b>	51,08	28		-	<b>14</b>	8,9	6,8	4,5	3,4	29600	3306		
<b>4300</b>	58,86	25		24	<b>12</b>	7,7	5,9	3,9	2,9	29600	3381		
<b>4300</b>	68,47	21		20	<b>10</b>	6,6	5,1	3,3	2,5	29600	3451		
<b>4300</b>	80,38	18		17	<b>8,6</b>	5,7	4,3	2,8	2,1	29600	3541		
<b>4300</b>	90,21	16		15	<b>7,7</b>	5,0	3,8	2,5	1,9	29600	3579		
<b>4300</b>	100,90	14		14	<b>6,9</b>	4,5	3,4	2,3	1,7	29600	3600		
<b>4300</b>	128,24	11		11	<b>5,4</b>	3,5	2,7	1,8	1,3	29600	3675		
<b>4300</b>	123,38	12	<b>KT674</b>	11	<b>5,7</b>	3,8	2,9	1,9	1,4	29600	687	238	434
<b>4300</b>	140,49	10		10	<b>5,1</b>	3,3	2,5	1,7	1,3	29600	808		
<b>4300</b>	157,02	9,2		9,1	<b>4,5</b>	3,0	2,3	1,5	1,1	29600	920		
<b>4300</b>	178,62	8,1		8,0	<b>4,0</b>	2,6	2,0	1,3	0,99	29600	1342		
<b>4300</b>	204,32	7,1		7,0	<b>3,5</b>	2,3	1,7	1,1	0,87	29600	1616		
<b>4300</b>	235,44	6,2		6,1	<b>3,0</b>	2,0	1,5	0,99	0,75	29600	1702		
<b>4300</b>	273,88	5,3		5,2	<b>2,6</b>	1,7	1,3	0,85	0,65	29600	1781		
<b>4300</b>	321,51	4,5		4,4	<b>2,2</b>	1,5	1,1	0,73	0,55	29600	1853		
<b>4300</b>	363,81	4,0		3,9	<b>2,0</b>	1,3	0,98	0,64	0,49	29600	1865		




# Tabella prestazionali dei riduttori serie K

## K Series Gear Units Performance Tables

### K Serien Getriebe Leistung und Drehzahlübersicht

Coppia nominale <i>Nominal Torques</i>  Nenn-drehmomente  Ma [Nm] (n1=1450rpm)	Rapporto  <i>Ratio</i>  Übersetzung  i	Velocità di rotazione in uscita <i>Output Speeds</i>  Abtriebsdrehzahlen  n2 [r.p.m] (n1=1450rpm)	Tipo  <i>Type</i>  Typ	Pe= Potenza nominale [kW] (per fattore di servizio fs=1,0) <i>Pe= Nominal Power [kW] (For Service Factor fs=1,0)</i> Pe= NennLeistung [kW] (Bei Betriebsfaktor fs=1,0)						Carichi radiali ammessi (uscita) <i>Permissible Radial Loads (Output)</i> Zul.Querkräfte (Abtrieb)	Carichi radiali ammessi (entrata) <i>Permissible Radial Loads (Input)</i> Zul.Querkräfte (Antrieb)	Peso  <i>Weight</i>  Gewicht  [kg]	Tabella dim.  <i>Dim. Page</i>  Maße Seite
				Velocità di rotazione in entrata [gir/min.] / <i>Input speed [rpm] / Antriebsdrehzahl[upm]</i>									
				n1=2900	n1=1450	n1=950	n1=725	n1=475	n1=360				
<b>4300</b>	423,90	3,4	<b>KT675</b>	3,4	<b>1,7</b>	1,1	0,86	0,56	0,43	29600	1852	243	438
<b>4300</b>	489,82	3,0		3,0	<b>1,5</b>	0,98	0,75	0,49	0,37	29600	1863		
<b>4300</b>	531,08	2,7		2,8	<b>1,4</b>	0,90	0,69	0,45	0,34	29600	1869		
<b>4300</b>	635,86	2,3		2,3	<b>1,2</b>	0,76	0,58	0,38	0,29	29600	1880		
<b>4300</b>	724,08	2,0		2,0	<b>1,0</b>	0,66	0,51	0,33	0,25	29600	1886		
<b>4300</b>	809,27	1,8		1,8	<b>0,91</b>	0,59	0,45	0,30	0,25	29600	1892		
<b>4300</b>	915,75	1,6		1,6	<b>0,80</b>	0,53	0,40	0,26	0,22	29600	1897		
<b>4300</b>	1041,68	1,4		1,4	<b>0,71</b>	0,46	0,35	0,26	0,20	29600	1916		
<b>4300</b>	1191,60	1,2		1,2	<b>0,62</b>	0,41	0,31	0,23	0,17	29600	1933		
<b>4300</b>	1373,07	1,1		1,1	<b>0,54</b>	0,35	0,27	0,20	0,15	29600	1949		
<b>4300</b>	1597,25	0,91		0,92	<b>0,46</b>	0,30	0,26	0,17	0,13	29600	1963		
<b>4300</b>	1875,03	0,77		0,79	<b>0,39</b>	0,26	0,22	0,14	0,11	29600	1977		
<b>4300</b>	1884,33	0,77	<b>KT676</b>	0,80	<b>0,40</b>	0,26	0,22	0,15	0,11	29600	2009	250	438
<b>4300</b>	2082,19	0,70		0,72	<b>0,36</b>	0,26	0,20	0,13	0,10	29600	2011		
<b>4300</b>	2430,14	0,60		0,62	<b>0,31</b>	0,23	0,17	0,11	0,09	29600	2014		
<b>4300</b>	2858,39	0,51		0,53	<b>0,26</b>	0,19	0,15	0,10	0,07	29600	2016		
<b>4300</b>	3398,35	0,43		0,50	<b>0,25</b>	0,18	0,14	0,09	0,07	29600	2018		
<b>4300</b>	3844,04	0,38		0,44	<b>0,22</b>	0,16	0,12	0,08	0,06	29600	2020		
<b>4300</b>	4383,55	0,33		0,39	<b>0,19</b>	0,14	0,11	0,07	0,05	29600	2021		
<b>4300</b>	5445,72	0,27		0,31	<b>0,16</b>	0,11	0,09	0,06	0,04	29600	2023		
<b>4300</b>	6193,17	0,23		0,27	<b>0,14</b>	0,10	0,08	0,05	0,04	29600	2024		
<b>4300</b>	7044,81	0,21		0,27	<b>0,12</b>	0,09	0,07	0,04	0,03	29600	2027		
<b>4300</b>	8058,67	0,18		0,23	<b>0,11</b>	0,08	0,06	0,04	0,03	29600	2030		
<b>4300</b>	9285,97	0,16		0,20	<b>0,09</b>	0,07	0,05	0,03	0,03	29600	2033		
<b>4300</b>	10802,05	0,13		0,17	<b>0,08</b>	0,06	0,04	0,03	0,02	29600	2036		
<b>4300</b>	12680,66	0,11		0,15	<b>0,07</b>	0,05	0,04	0,02	0,02	29600	2038		
<b>3900</b>	7,41	196	<b>KT773</b>	-	<b>80</b>	64	51	39	31	33549	-	360	442
<b>4050</b>	8,52	170		-	<b>72</b>	57	46	35	27	35041	-		
<b>4200</b>	9,83	147		-	<b>65</b>	52	41	31	24	36696	-		
<b>4250</b>	10,20	142		-	<b>63</b>	50	40	30	23	37083	-		
<b>4400</b>	11,44	127		-	<b>58</b>	46	37	27	20	38376	-		
<b>4500</b>	12,89	112		-	<b>53</b>	42	34	24	18	40022	-		
<b>7250</b>	15,25	95		-	<b>72</b>	56	42	28	21	36482	-		
<b>7550</b>	17,52	83		-	<b>65</b>	48	37	24	18	38064	-		
<b>7900</b>	20,23	72		-	<b>59</b>	42	32	21	16	39680	-		
<b>8000</b>	20,97	69		-	<b>58</b>	40	31	20	15	40071	-		
<b>8000</b>	23,52	62		-	<b>52</b>	36	27	18	14	42417	-		
<b>8000</b>	26,52	55		-	<b>46</b>	32	24	16	12	44953	-		
<b>8000</b>	29,40	49		-	<b>41</b>	29	22	14	11	47214	374		
<b>8000</b>	33,78	43		-	<b>36</b>	25	19	13	9,5	50370	1262		
<b>8000</b>	39,00	37		-	<b>31</b>	22	17	11	8,2	53774	2055		
<b>8000</b>	40,44	36		-	<b>30</b>	21	16	10	7,9	54659	2095		
<b>8000</b>	45,36	32		-	<b>27</b>	19	14	9,3	7,1	55500	2636		
<b>8000</b>	51,13	28		-	<b>24</b>	17	13	8,3	6,3	55500	3136		
<b>8000</b>	58,00	25		-	<b>21</b>	15	11	7,3	5,5	55500	3600		
<b>8000</b>	66,32	22		39	<b>18</b>	13	9,7	6,4	4,8	55500	4030		
<b>8000</b>	76,59	19		34	<b>16</b>	11	8,4	5,5	4,2	55500	4219		
<b>8000</b>	88,57	16		29	<b>14</b>	9,6	7,3	4,8	3,6	55500	4332		
<b>8000</b>	99,00	15		26	<b>12</b>	8,6	6,5	4,3	3,2	55500	4386		
<b>8000</b>	111,63	13		23	<b>11</b>	7,6	5,8	3,8	2,9	55500	4437		
<b>8000</b>	127,11	11	<b>KT774</b>	21	<b>10</b>	6,8	5,2	3,4	2,6	55000	-	370	446
<b>8000</b>	142,56	10		18	<b>9,2</b>	6,0	4,6	3,0	2,3	55000	-		
<b>8000</b>	160,70	9,0		16	<b>8,2</b>	5,4	4,1	2,7	2,0	55000	-		
<b>8000</b>	182,29	8,0		14	<b>7,2</b>	4,7	3,6	2,4	1,8	55000	-		
<b>8000</b>	208,42	7,0		13	<b>6,3</b>	4,2	3,2	2,1	1,6	55000	530		
<b>8000</b>	240,71	6,0		11	<b>5,5</b>	3,6	2,7	1,8	1,4	55000	1265		
<b>8000</b>	278,35	5,2		9,5	<b>4,7</b>	3,1	2,4	1,6	1,2	55000	1628		
<b>8000</b>	311,14	4,7		8,5	<b>4,3</b>	2,8	2,1	1,4	1,1	55000	1663		
<b>8000</b>	354,32	4,1		7,5	<b>3,7</b>	2,4	1,9	1,2	0,93	55000	1694		
<b>8000</b>	396,00	3,7		6,7	<b>3,3</b>	2,2	1,7	1,1	0,83	55000	1647		




# Tabella prestazionali dei riduttori serie K

## K Series Gear Units Performance Tables

### K Serien Getriebe Leistung und Drehzahlübersicht

Coppia nominale <i>Nominal Torques</i>  Nenn-drehmomente  Ma [Nm] (n1=1450rpm)	Rapporto	Velocità di rotazione in uscita <i>Output Speeds</i>	Tipo	Pe= Potenza nominale [kW] (per fattore di servizio fs=1,0) <i>Pe= Nominal Power [kW] (For Service Factor fs=1,0)</i> Pe= NennLeistung [kW] (Bei Betriebsfaktor fs=1,0)						Carichi radiali ammessi (uscita) <i>Permissible Radial Loads (Output)</i> Zul.Querkräfte (Abtrieb)	Carichi radiali ammessi (entrata) <i>Permissible Radial Loads (Input)</i> Zul.Querkräfte (Antrieb)	Peso <i>Weight</i>  Gewicht	Tabella dim. <i>Dim. Page</i>  Maße Seite
	Ratio	Abtriebs-drehzahlen	Type	Velocità di rotazione in entrata [giri/min.] / <i>Input speed [rpm]</i> / Antriebsdrehzahl[upm]						Fqam [N] (n1=1450rpm)	Fqem [N] (n1=1450rpm)	[kg]	
	Übersetzung	n2 [r.p.m] (n1=1450rpm)	Typ	n1=2900	n1=1450	n1=950	n1=725	n1=475	n1=360				
	i												
<b>8000</b>	436,74	3,3	<b>KT775</b>	6,2	<b>3,1</b>	2,0	1,5	1,0	0,77	55000	1746	381	450
<b>8000</b>	504,65	2,9		5,4	<b>2,7</b>	1,8	1,3	0,88	0,67	55000	1771		
<b>8000</b>	547,17	2,7		5,0	<b>2,5</b>	1,6	1,2	0,81	0,62	55000	1786		
<b>8000</b>	655,11	2,2		4,2	<b>2,1</b>	1,4	1,0	0,68	0,52	55000	1810		
<b>8000</b>	746,01	1,9		3,7	<b>1,8</b>	1,2	0,91	0,60	0,45	55000	1826		
<b>8000</b>	833,78	1,7		3,3	<b>1,6</b>	1,1	0,82	0,54	0,41	55000	1839		
<b>8000</b>	943,49	1,5		2,9	<b>1,4</b>	0,95	0,72	0,47	0,36	55000	1851		
<b>8000</b>	1058,16	1,4		2,6	<b>1,3</b>	0,85	0,65	0,42	0,32	55000	1892		
<b>8000</b>	1192,77	1,2		2,3	<b>1,1</b>	0,75	0,57	0,38	0,28	55000	1930		
<b>8000</b>	1353,02	1,1		2,0	<b>1,0</b>	0,66	0,51	0,33	0,25	55000	1966		
<b>8000</b>	1547,01	0,94		1,8	<b>0,88</b>	0,58	0,44	0,29	0,24	55000	2000		
<b>8000</b>	1786,65	0,81		1,5	<b>0,77</b>	0,50	0,38	0,25	0,21	55000	2031		
<b>8000</b>	2066,04	0,70		1,3	<b>0,66</b>	0,43	0,33	0,24	0,18	55000	2058		
<b>8000</b>	1941,39	0,75	<b>KT776</b>	1,4	<b>0,72</b>	0,47	0,36	0,26	0,20	55000	2124	386	450
<b>8000</b>	2145,24	0,68		1,3	<b>0,65</b>	0,43	0,33	0,24	0,18	55000	2129		
<b>8000</b>	2503,73	0,58		1,1	<b>0,56</b>	0,37	0,28	0,20	0,15	55000	2135		
<b>8000</b>	2944,95	0,49		0,95	<b>0,48</b>	0,31	0,26	0,17	0,13	55000	2141		
<b>8000</b>	3501,26	0,41		0,80	<b>0,40</b>	0,26	0,22	0,15	0,11	55000	2146		
<b>8000</b>	3960,44	0,37		0,71	<b>0,35</b>	0,26	0,20	0,13	0,10	55000	2150		
<b>8000</b>	4516,30	0,32		0,62	<b>0,31</b>	0,23	0,17	0,11	0,09	55000	2153		
<b>8000</b>	5610,63	0,26		0,50	<b>0,25</b>	0,18	0,14	0,09	0,07	55000	2157		
<b>8000</b>	6380,72	0,23		0,49	<b>0,25</b>	0,18	0,14	0,09	0,07	55000	2159		
<b>8000</b>	7156,22	0,20		0,44	<b>0,22</b>	0,16	0,12	0,08	0,06	55000	2167		
<b>8000</b>	8066,59	0,18		0,39	<b>0,19</b>	0,14	0,11	0,07	0,05	55000	2174		
<b>8000</b>	9150,37	0,16		0,34	<b>0,17</b>	0,13	0,10	0,06	0,05	55000	2181		
<b>8000</b>	10462,31	0,14		0,30	<b>0,15</b>	0,11	0,08	0,05	0,04	55000	2188		
<b>8000</b>	12082,94	0,12		0,26	<b>0,13</b>	0,09	0,07	0,05	0,04	55000	2194		
<b>8000</b>	13972,49	0,10		0,25	<b>0,11</b>	0,08	0,06	0,04	0,03	55000	2199		
<b>8000</b>	15618,73	0,09		0,22	<b>0,10</b>	0,07	0,06	0,04	0,03	55000	2202		
<b>7850</b>	9,63	151	<b>KT873</b>	-	<b>132</b>	98	77	51	38	59317	-	615	454
<b>8100</b>	11,05	131		-	<b>118</b>	88	67	44	33	62056	-		
<b>8350</b>	12,25	118		-	<b>110</b>	80	61	40	30	64010	-		
<b>8650</b>	13,93	104		-	<b>100</b>	70	53	35	26	66615	-		
<b>12600</b>	16,78	86		-	<b>121</b>	91	72	47	36	64685	-		
<b>13100</b>	19,26	75		-	<b>110</b>	82	63	41	31	67491	-		
<b>13550</b>	21,34	68		-	<b>103</b>	74	57	37	28	69502	-		
<b>14100</b>	24,28	60		-	<b>94</b>	65	50	33	25	72195	-		
<b>13300</b>	29,88	49		-	<b>72</b>	53	41	27	20	81282	-		
<b>13800</b>	34,28	42		-	<b>65</b>	46	35	23	18	84864	-		
<b>14250</b>	38,00	38		-	<b>61</b>	42	32	21	16	85187	-		
<b>14750</b>	43,22	34		-	<b>55</b>	37	28	18	14	80404	-		
<b>15000</b>	49,75	29		-	<b>49</b>	32	24	16	12	76000	-		
<b>15000</b>	55,53	26		-	<b>44</b>	29	22	14	11	76000	-		
<b>15000</b>	62,42	23		-	<b>39</b>	25	19	13	9,6	76000	-		
<b>15000</b>	70,76	20		63	<b>34</b>	22	17	11	8,5	76000	-		
<b>15000</b>	81,06	18		57	<b>30</b>	20	15	9,8	7,4	76000	-		
<b>15000</b>	92,80	16		52	<b>26</b>	17	13	8,6	6,5	76000	-		
<b>15000</b>	103,24	14		47	<b>23</b>	15	12	7,7	5,8	76000	-		
<b>15000</b>	115,87	13		42	<b>21</b>	14	10	6,8	5,2	76000	-		
<b>15000</b>	86,63	17	<b>KT874</b>	56	<b>28</b>	18	14	9,2	7,0	76000	-	630	458
<b>15000</b>	98,53	15		50	<b>25</b>	16	12	8,1	6,2	76000	-		
<b>15000</b>	113,42	13		43	<b>22</b>	14	11	7,1	5,4	76000	-		
<b>15000</b>	126,62	11		39	<b>19</b>	13	9,7	6,3	4,8	76000	-		
<b>15000</b>	142,32	10		34	<b>17</b>	11	8,6	5,6	4,3	76000	-		
<b>15000</b>	161,34	9,0		30	<b>15</b>	10,0	7,6	5,0	3,8	76000	175		
<b>15000</b>	184,83	7,8		27	<b>13</b>	8,7	6,7	4,4	3,3	76000	1361		
<b>15000</b>	207,95	7,0		24	<b>12</b>	7,8	5,9	3,9	2,9	76000	1664		
<b>15000</b>	235,47	6,2		21	<b>10</b>	6,9	5,2	3,4	2,6	76000	1948		
<b>15000</b>	287,10	5,1		17	<b>8,6</b>	5,6	4,3	2,8	2,1	76000	2311		
<b>15000</b>	339,70	4,3		15	<b>7,3</b>	4,8	3,6	2,4	1,8	76000	2584		
<b>15000</b>	383,99	3,8		13	<b>6,5</b>	4,2	3,2	2,1	1,6	76000	2648		




## Tabella prestazionali dei riduttori serie K

### K Series Gear Units Performance Tables

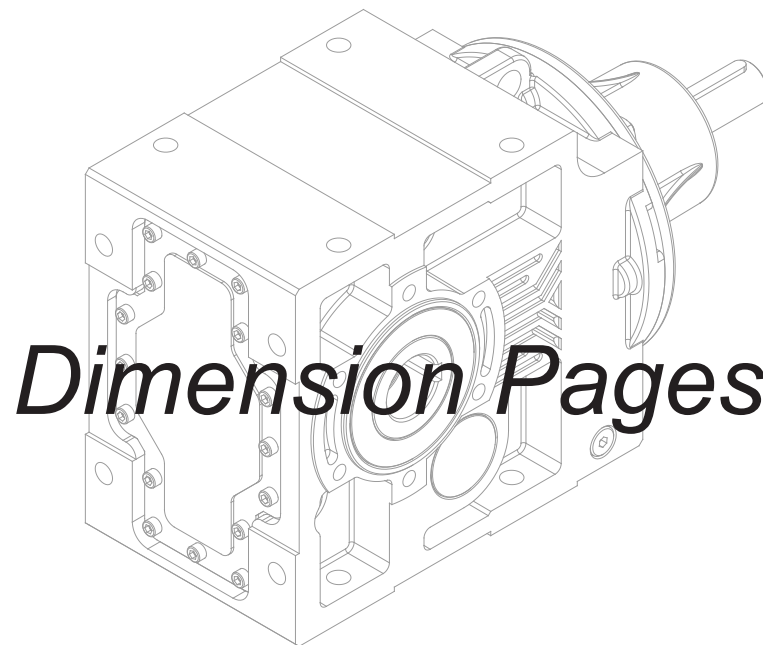
### K Serien Getriebe Leistung und Drehzahlübersicht

Coppia nominale <i>Nominal Torques</i>  Nenn-drehmomente  Ma [Nm] (n1=1450rpm)	Rapporto  <i>Ratio</i>  Übersetzung  i	Velocità di rotazione in uscita <i>Output Speeds</i>  Abtriebs-drehzahlen  n2 [r.p.m] (n1=1450rpm)	Tipo  <i>Type</i>  Typ	Pe= Potenza nominale [kW] (per fattore di servizio fs=1,0) <i>Pe= Nominal Power [kW] (For Service Factor fs=1,0)</i> Pe= NennLeistung [kW] (Bei Betriebsfaktor fs=1,0)						Carichi radiali ammessi (uscita) <i>Permissible Radial Loads (Output)</i> Zul.Querkräfte (Abtrieb)	Carichi radiali ammessi (entrata) <i>Permissible Radial Loads (Input)</i> Zul.Querkräfte (Antrieb)	Peso  <i>Weight</i>  Gewicht  [kg]	Tabella dim.  <i>Dim. Page</i>  Maße Seite
	Velocità di rotazione in entrata [giri/min.] / <i>Input speed [rpm] / Antriebsdrehzahl[upm]</i>						Fqam [N] (n1=1450rpm)	Fqem [N] (n1=1450rpm)	[kg]				
	n1=2900	n1=1450	n1=950	n1=725	n1=475	n1=360							
<b>15000</b>	438,70	3,3	<b>KT874</b>	11	<b>5,7</b>	3,7	2,8	1,9	1,4	76000	2688	630	458
<b>15000</b>	463,83	3,1	<b>KT875</b>	11	<b>5,5</b>	3,6	2,7	1,8	1,4	76000	695	640	462
<b>15000</b>	514,05	2,8		9,9	<b>4,9</b>	3,2	2,5	1,6	1,2	76000	1122		
<b>15000</b>	584,66	2,5		8,7	<b>4,3</b>	2,8	2,2	1,4	1,1	76000	1448		
<b>15000</b>	673,01	2,2		7,5	<b>3,8</b>	2,5	1,9	1,2	0,94	76000	1551		
<b>15000</b>	751,30	1,9		6,8	<b>3,4</b>	2,2	1,7	1,1	0,84	76000	1622		
<b>15000</b>	844,51	1,7		6,0	<b>3,0</b>	2,0	1,5	0,99	0,75	76000	1690		
<b>15000</b>	957,34	1,5		5,3	<b>2,7</b>	1,7	1,3	0,87	0,66	76000	1754		
<b>15000</b>	1096,71	1,3		4,6	<b>2,3</b>	1,5	1,2	0,76	0,58	76000	1814		
<b>15000</b>	1313,07	1,1		3,9	<b>1,9</b>	1,3	0,97	0,64	0,48	76000	1838		
<b>15000</b>	1495,27	0,97		3,4	<b>1,7</b>	1,1	0,86	0,56	0,42	76000	1852		
<b>15000</b>	1671,18	0,87		3,1	<b>1,5</b>	1,0	0,77	0,50	0,38	76000	1865		
<b>15000</b>	1891,08	0,77		2,7	<b>1,4</b>	0,89	0,68	0,44	0,34	76000	1875		
<b>15000</b>	2074,42	0,70	<b>KT876</b>	2,5	<b>1,3</b>	0,83	0,63	0,41	0,31	76000	2042	650	462
<b>15000</b>	2387,89	0,61		2,2	<b>1,1</b>	0,72	0,55	0,36	0,27	76000	2067		
<b>15000</b>	2665,68	0,54		2,0	<b>0,98</b>	0,64	0,49	0,32	0,27	76000	2085		
<b>15000</b>	2996,39	0,48		1,7	<b>0,87</b>	0,57	0,44	0,29	0,24	76000	2101		
<b>15000</b>	3396,71	0,43		1,5	<b>0,77</b>	0,50	0,39	0,25	0,21	76000	2116		
<b>15000</b>	3891,23	0,37		1,3	<b>0,67</b>	0,44	0,34	0,24	0,19	76000	2131		
<b>15000</b>	4299,81	0,34		1,2	<b>0,61</b>	0,40	0,30	0,22	0,17	76000	2136		
<b>15000</b>	5018,35	0,29		1,0	<b>0,52</b>	0,34	0,26	0,19	0,14	76000	2142		
<b>15000</b>	5902,70	0,25		0,89	<b>0,45</b>	0,29	0,25	0,16	0,12	76000	2147		
<b>15000</b>	7017,76	0,21		0,75	<b>0,38</b>	0,27	0,21	0,14	0,10	76000	2152		
<b>15000</b>	7938,12	0,18		0,67	<b>0,33</b>	0,24	0,18	0,12	0,09	76000	2155		
<b>15000</b>	9052,24	0,16		0,58	<b>0,29</b>	0,21	0,16	0,11	0,08	76000	2158		
<b>15000</b>	11245,67	0,13		0,52	<b>0,26</b>	0,19	0,15	0,10	0,07	76000	2162		
<b>15000</b>	12789,19	0,11		0,46	<b>0,23</b>	0,17	0,13	0,08	0,06	76000	2164		






# Tabelle dimensionali



**Abmessungsseiten**



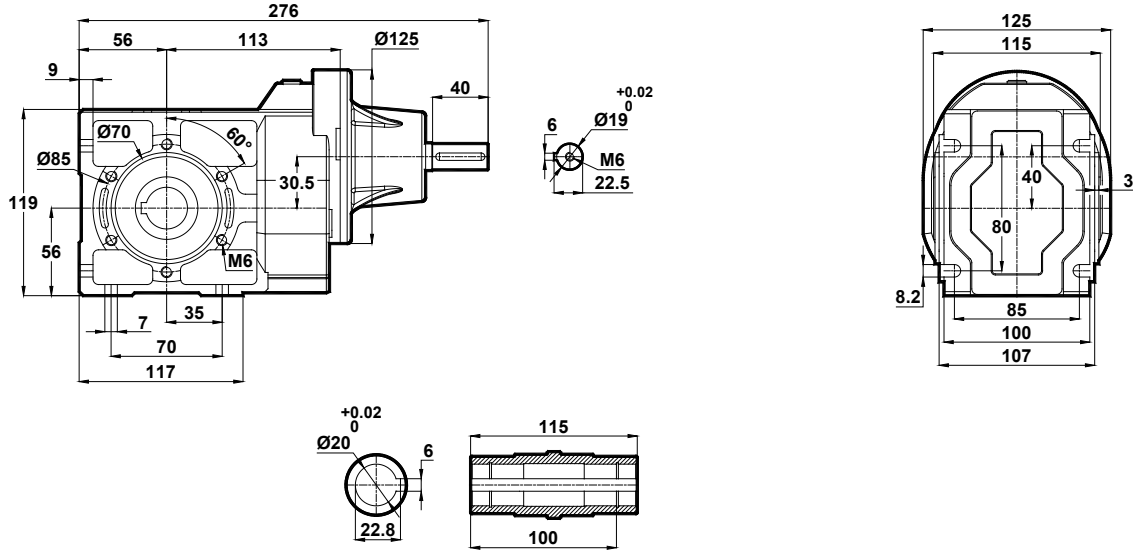
# Tabella dimensionali

## Dimension Pages

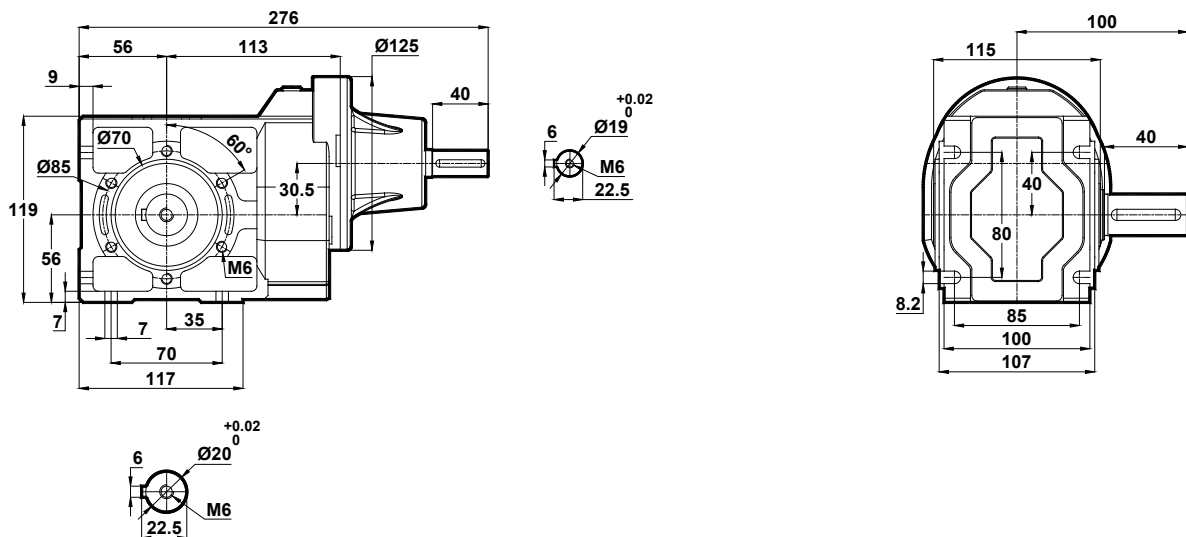
## Abmessungsseiten

Foro di centraggio filettato secondo DIN 332 foglio 2 / Tapped center hole to DIN 332, sheet 2 / Zentrierung mit gewinde DIN 332, Blatt 2

KT002.00  
KT003.00



KT002.01  
KT003.01







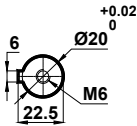
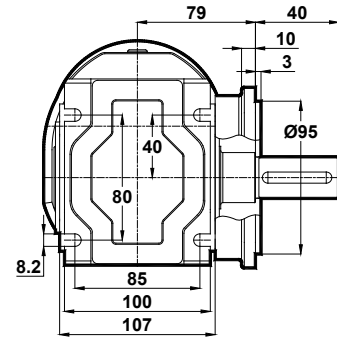
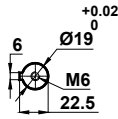
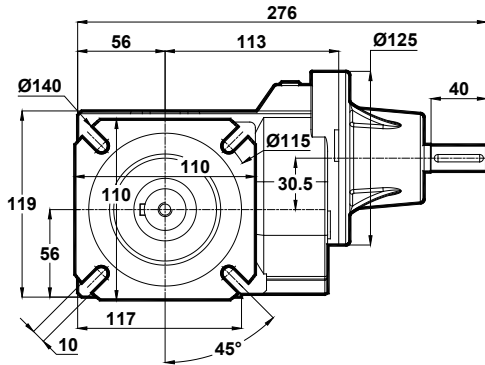
# Tabelle dimensionali

## Dimension Pages

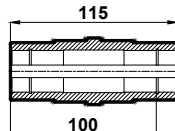
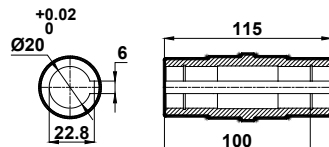
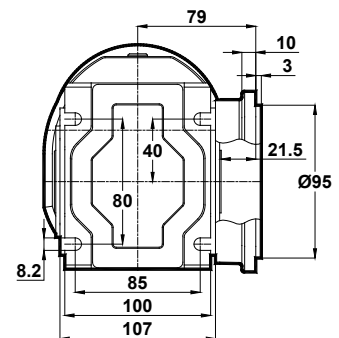
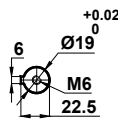
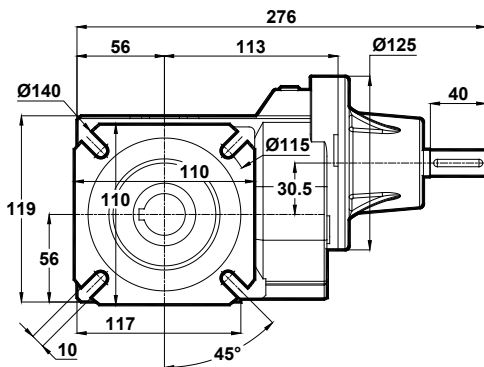
## Abmessungsseiten


Foro di centraggio filettato secondo DIN 332 foglio 2 / Tapped center hole to DIN 332, sheet 2 / Zentrierung mit gewinde DIN 332, Blatt 2

KT002.02  
KT003.02



KT002.03  
KT003.03

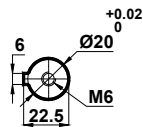
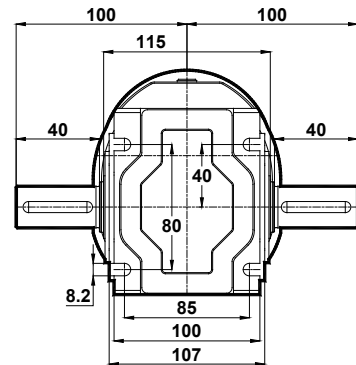
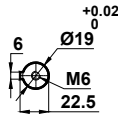
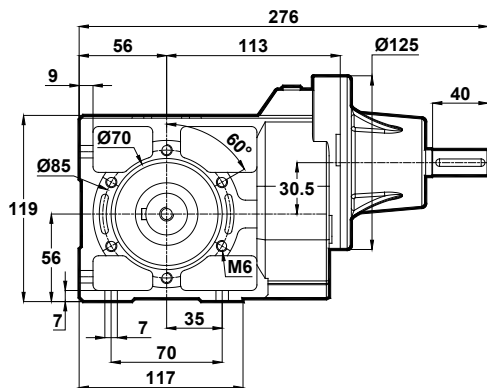




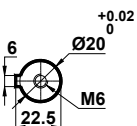
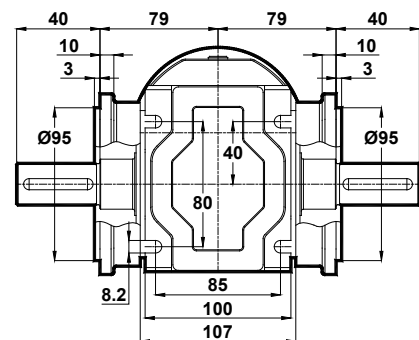
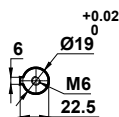
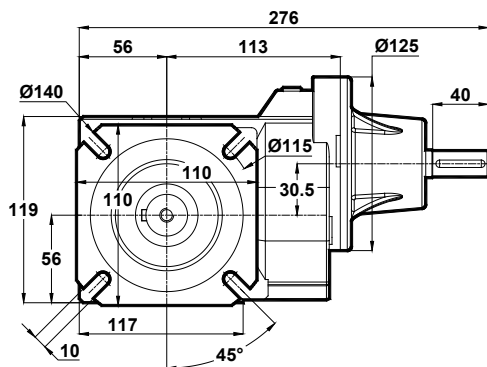
# Tabella dimensionali Dimension Pages Abmessungsseiten

Foro di centraggio filettato secondo DIN 332 foglio 2 / Tapped center hole to DIN 332, sheet 2 / Zentrierung mit gewinde DIN 332, Blatt 2

KT002.04  
KT003.04



KT002.05  
KT003.05





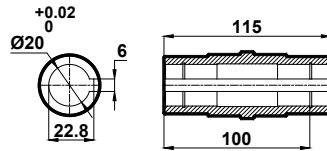
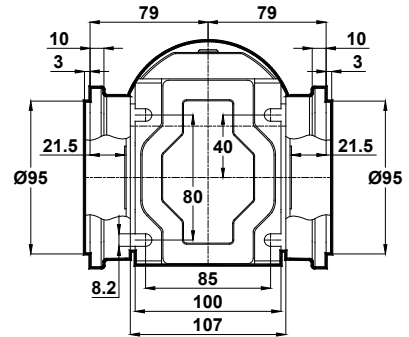
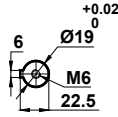
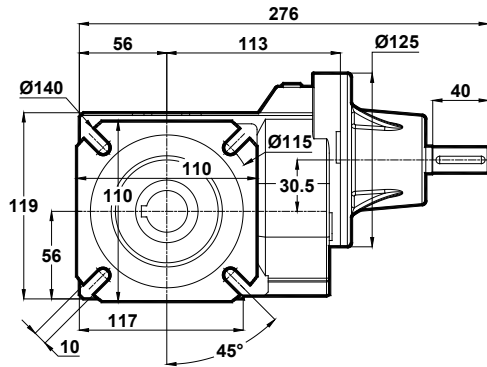
# Tabelle dimensionali

## Dimension Pages

### Abmessungsseiten

Foro di centraggio filettato secondo DIN 332 foglio 2 / Tapped center hole to DIN 332, sheet 2 / Zentrierung mit gewinde DIN 332, Blatt 2

KT002.08  
KT003.08





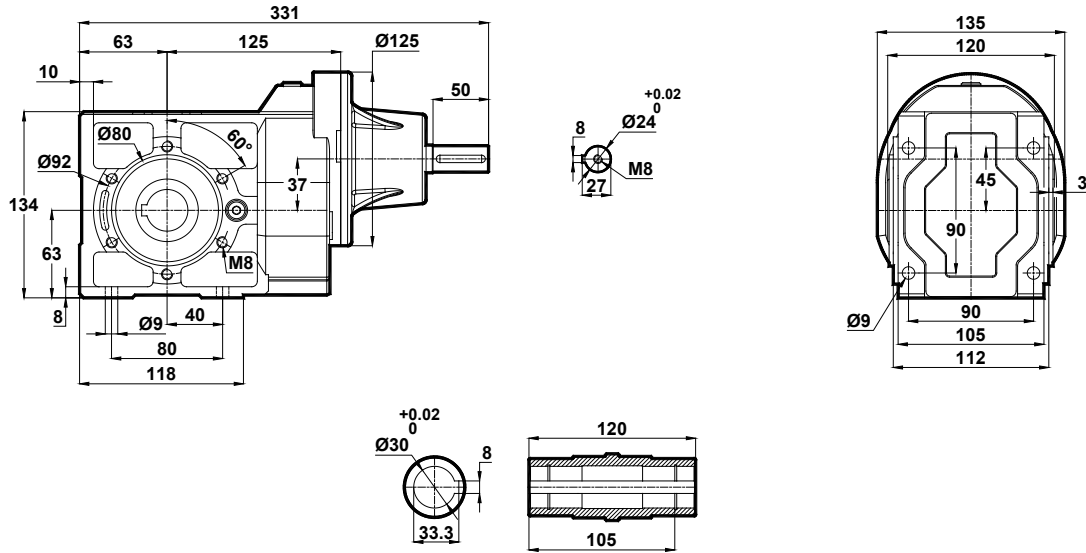
# Tabelle dimensionali

## Dimension Pages

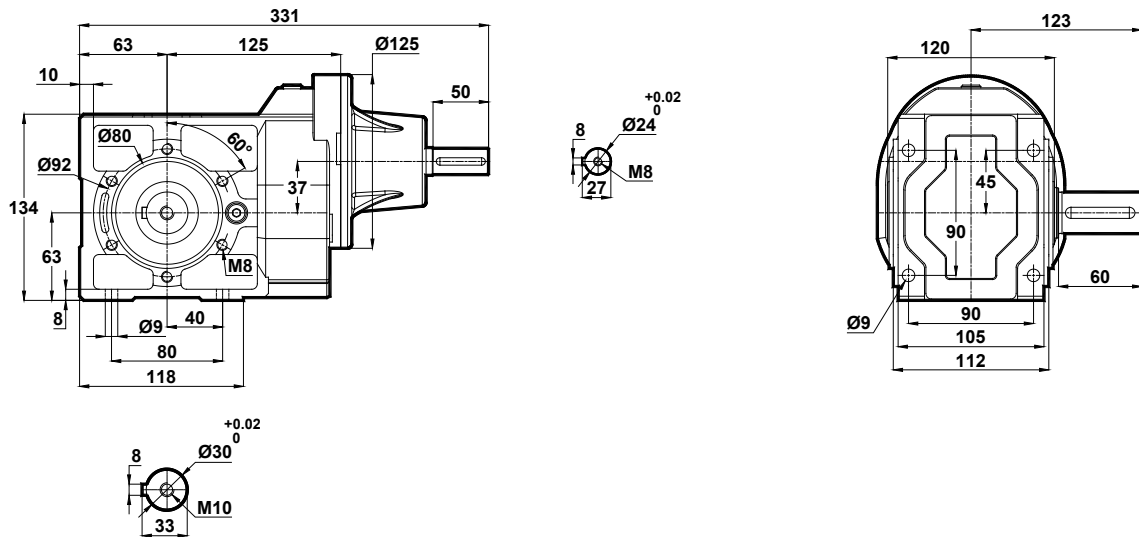
### Abmessungsseiten

Foro di centraggio filettato secondo DIN 332 foglio 2 / Tapped center hole to DIN 332, sheet 2 / Zentrierung mit gewinde DIN 332, Blatt 2

KT102.00  
KT103.00



KT102.01  
KT103.01





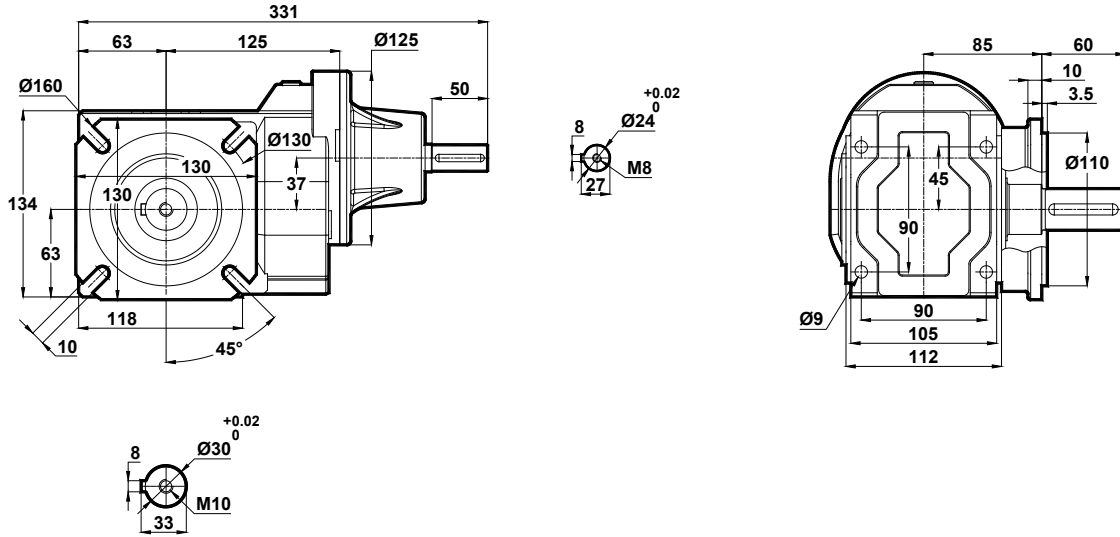
# Tabelle dimensionali

## Dimension Pages

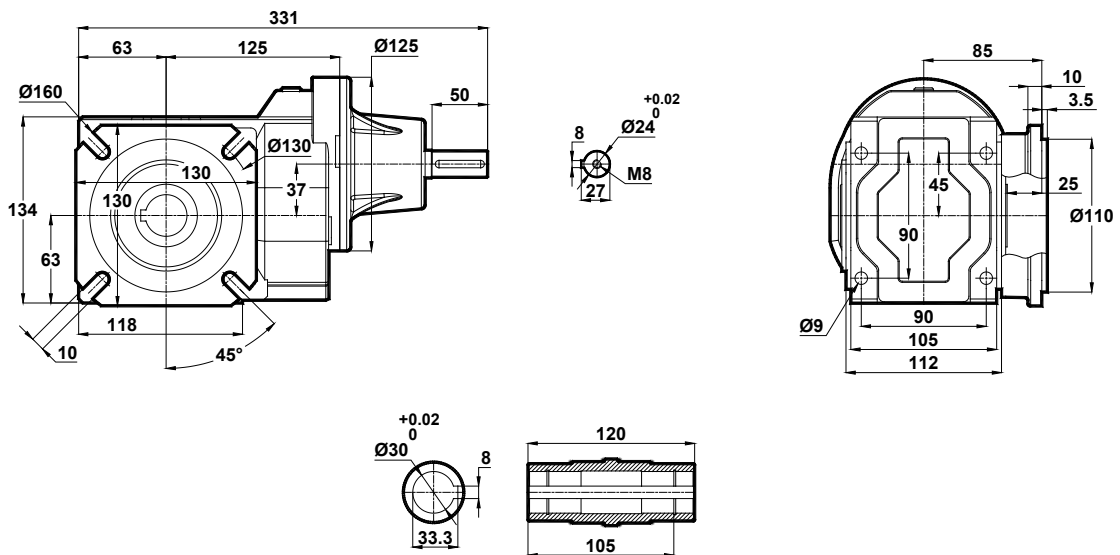
## Abmessungsseiten

Foro di centraggio filettato secondo DIN 332 foglio 2 / Tapped center hole to DIN 332, sheet 2 / Zentrierung mit gewinde DIN 332, Blatt 2

KT102.02  
KT103.02



KT102.03  
KT103.03





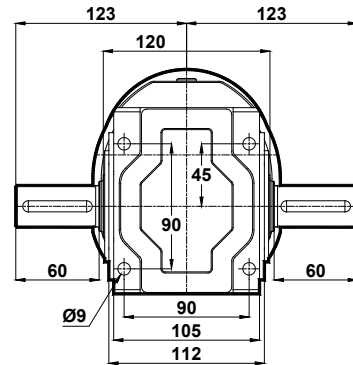
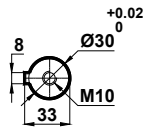
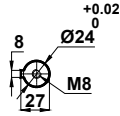
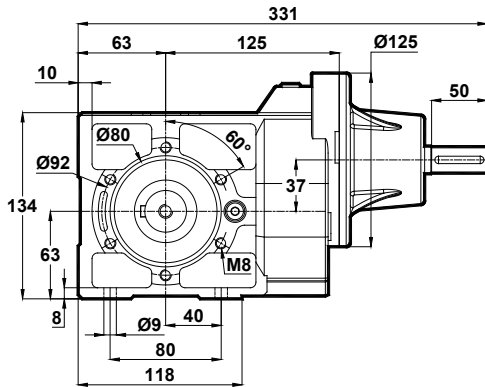
# Tabella dimensionali

## Dimension Pages

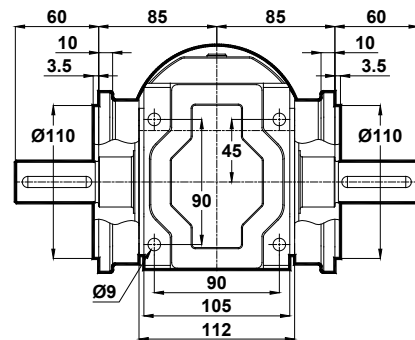
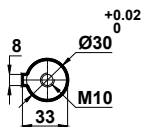
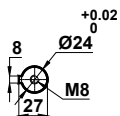
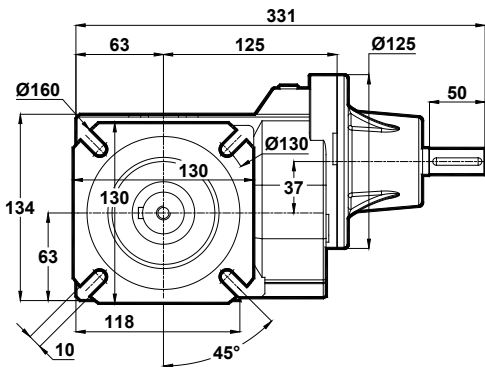
## Abmessungsseiten

Foro di centraggio filettato secondo DIN 332 foglio 2 / Tapped center hole to DIN 332, sheet 2 / Zentrierung mit gewinde DIN 332, Blatt 2

KT102.04  
KT103.04



KT102.05  
KT103.05





# Tabelle dimensionali

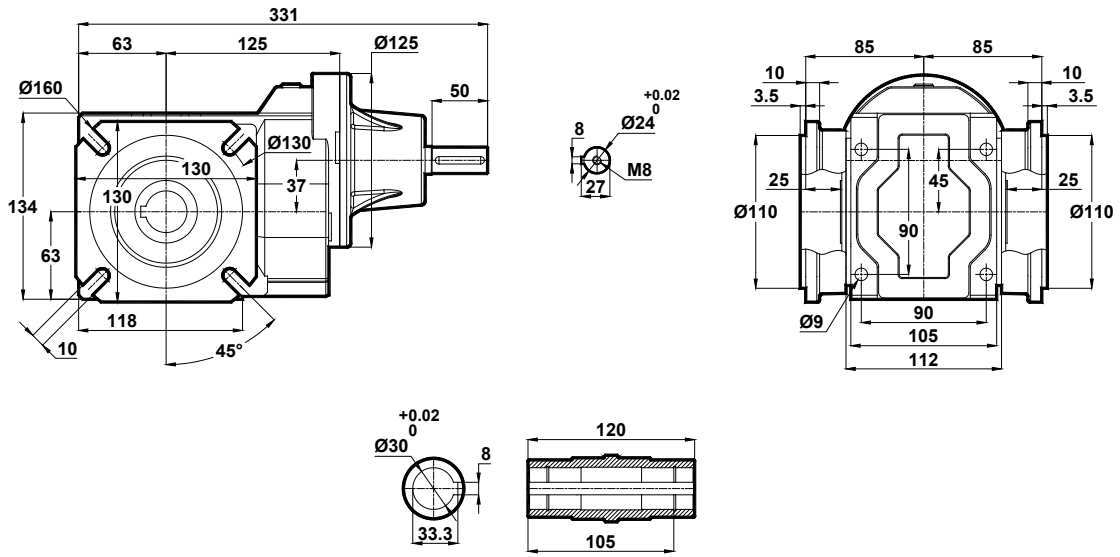
## Dimension Pages

### Abmessungsseiten

Foro di centraggio filettato secondo DIN 332 foglio 2 / Tapped center hole to DIN 332, sheet 2 / Zentrierung mit gewinde DIN 332, Blatt 2

KT102.08

KT103.08





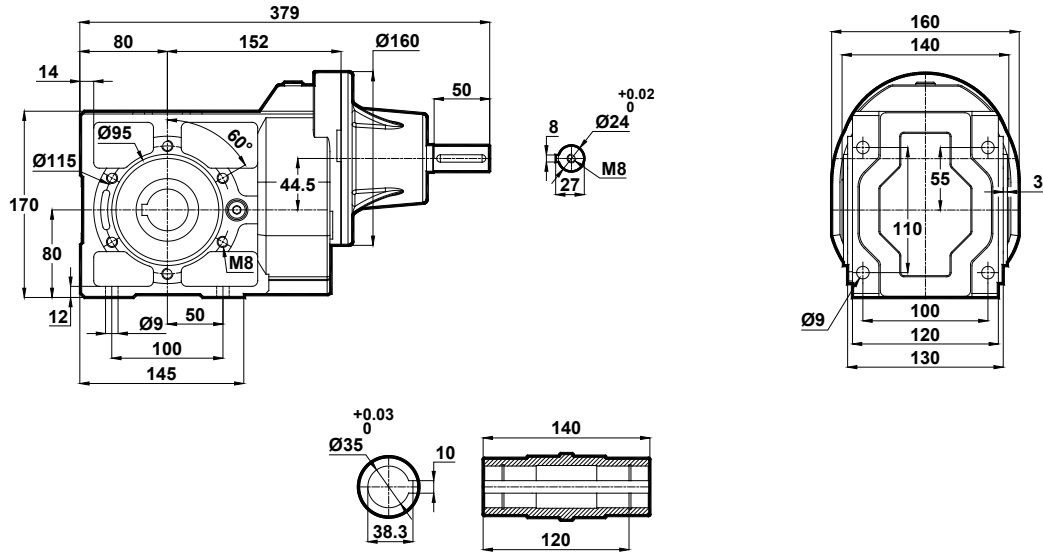
# Tabelle dimensionali

## Dimension Pages

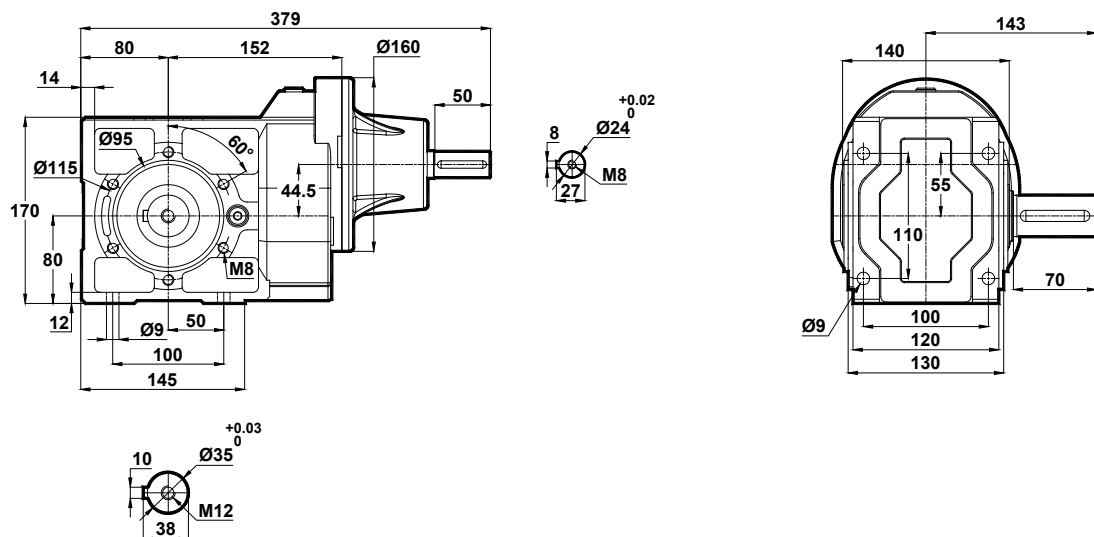
## Abmessungsseiten

Foro di centraggio filettato secondo DIN 332 foglio 2 / Tapped center hole to DIN 332, sheet 2 / Zentrierung mit gewinde DIN 332, Blatt 2

KT202.00  
KT203.00



KT202.01  
KT203.01







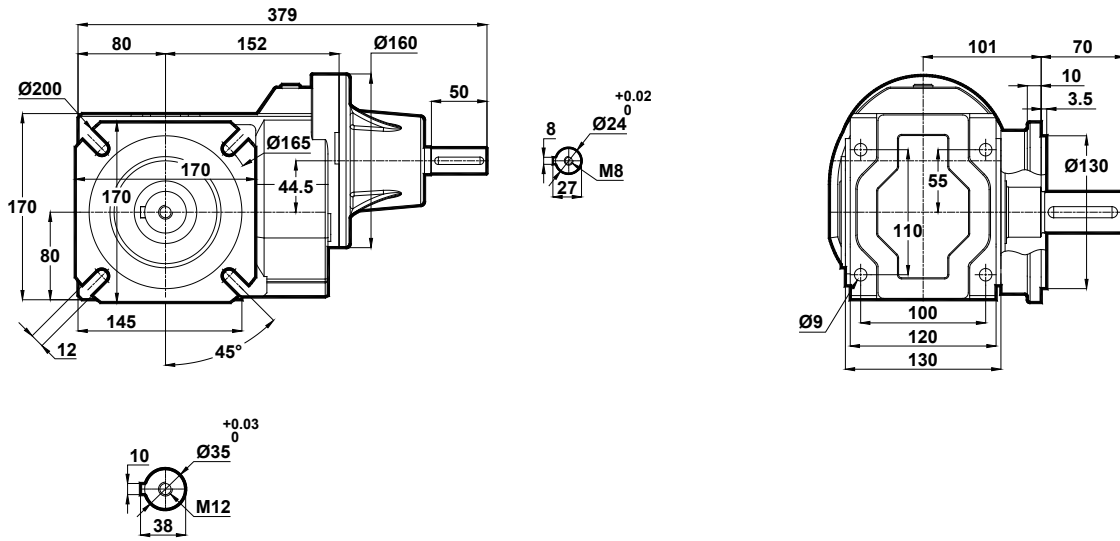
# Tabelle dimensionali

## Dimension Pages

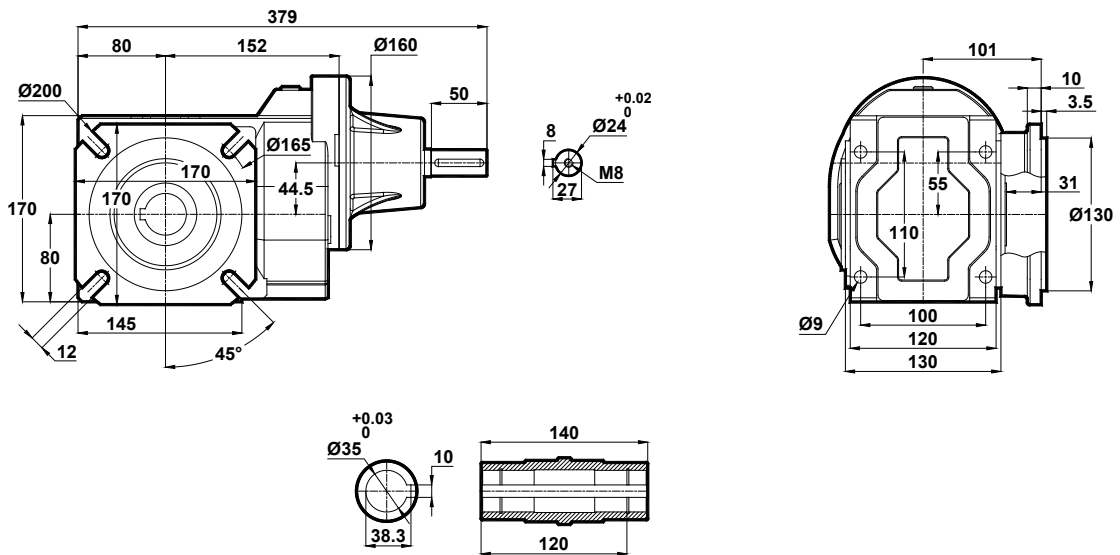
## Abmessungsseiten


Foro di centraggio filettato secondo DIN 332 foglio 2 / Tapped center hole to DIN 332, sheet 2 / Zentrierung mit gewinde DIN 332, Blatt 2

KT202.02  
KT203.02



KT202.03  
KT203.03





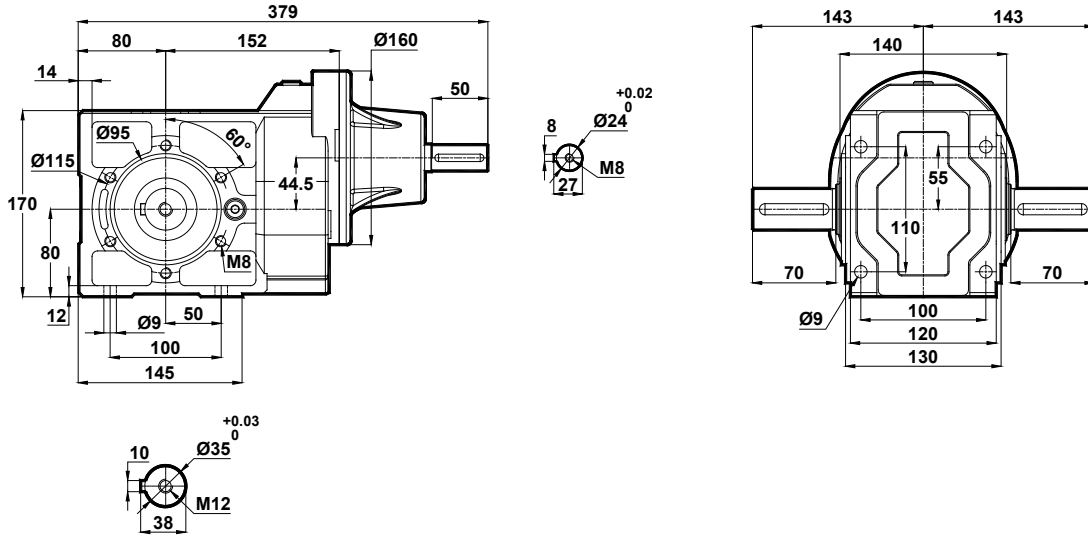
# Tabella dimensionali

## Dimension Pages

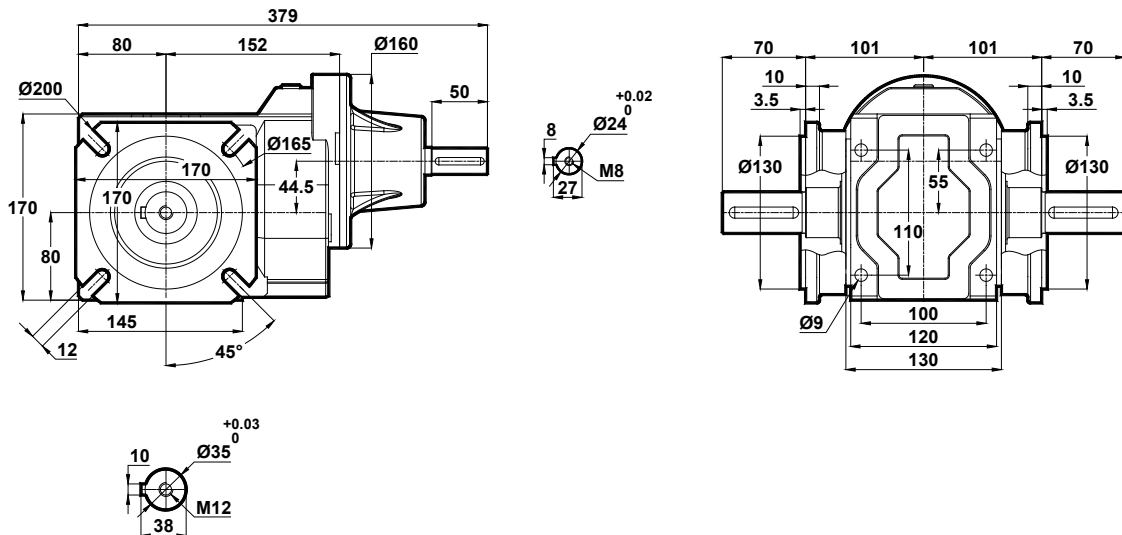
## Abmessungsseiten

Foro di centraggio filettato secondo DIN 332 foglio 2 / Tapped center hole to DIN 332, sheet 2 / Zentrierung mit gewinde DIN 332, Blatt 2

KT202.04  
KT203.04



KT202.05  
KT203.05





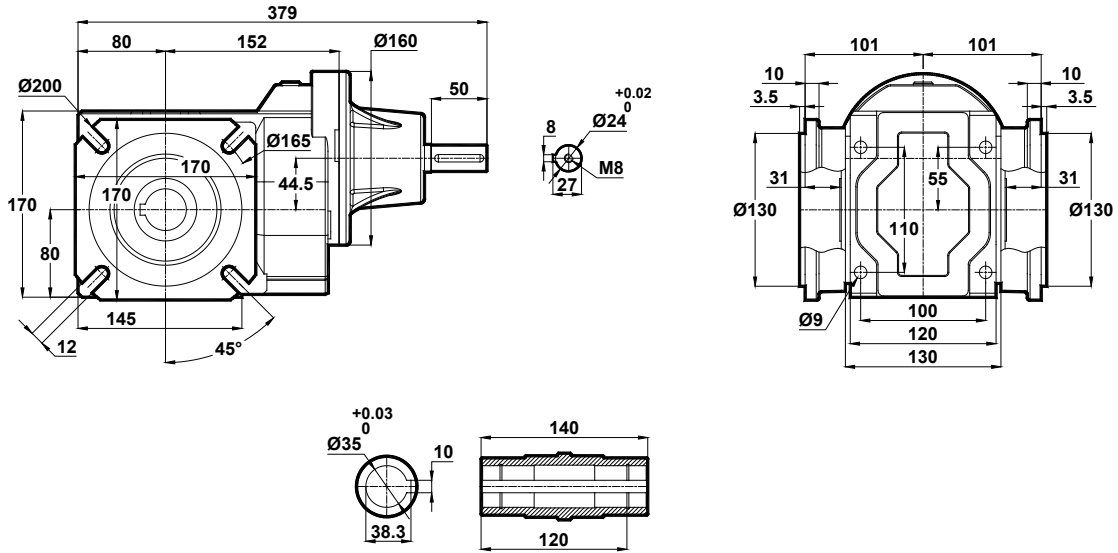
# Tabelle dimensionali


## Dimension Pages

### Abmessungsseiten

Foro di centraggio filettato secondo DIN 332 foglio 2 / Tapped center hole to DIN 332, sheet 2 / Zentrierung mit gewinde DIN 332, Blatt 2

KT202.08  
KT203.08





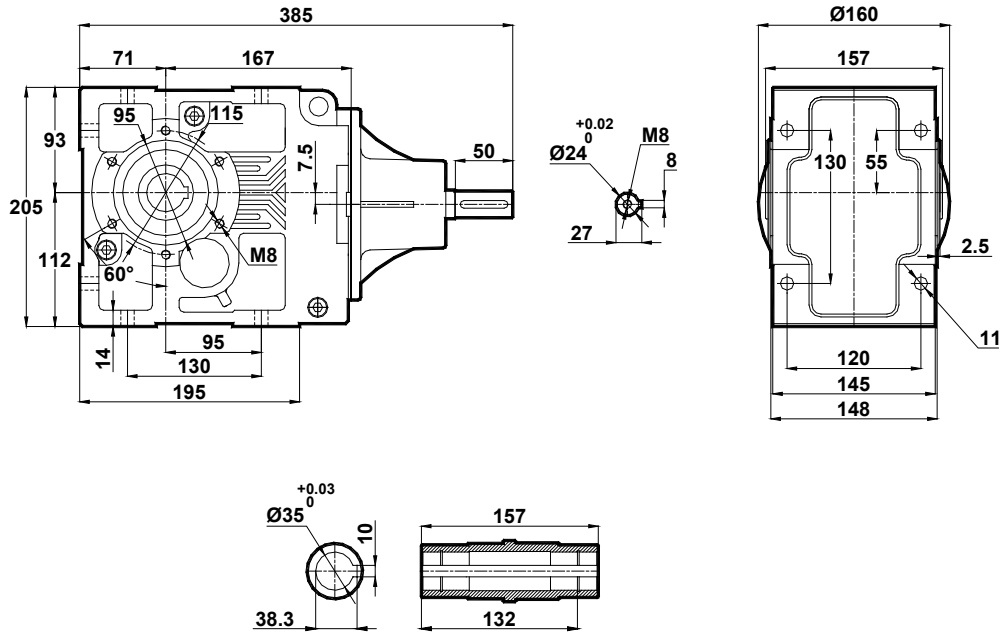
# Tabelle dimensionali

## Dimension Pages

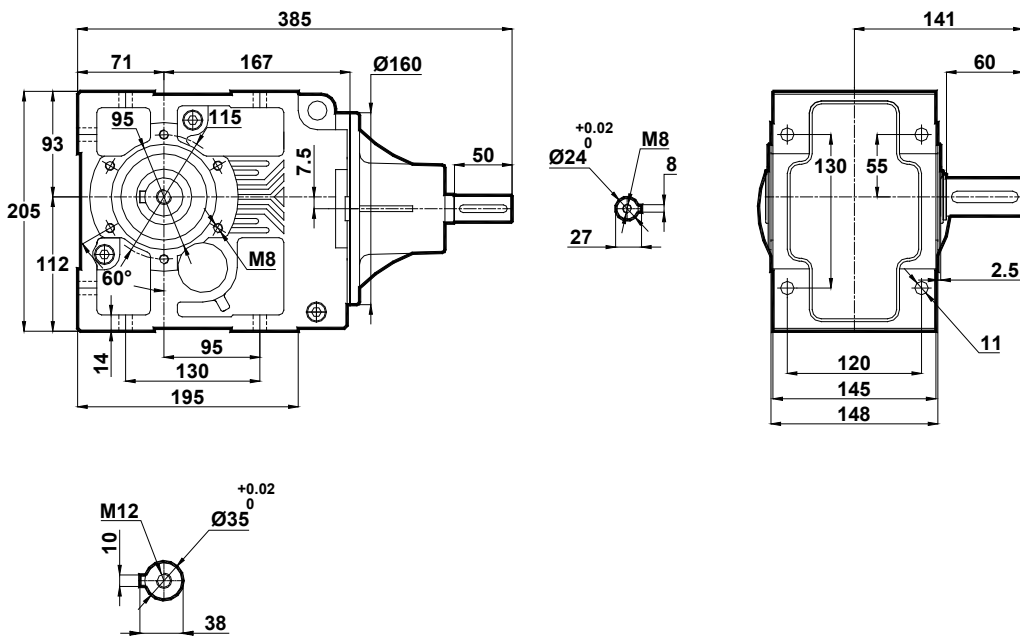
### Abmessungsseiten

Foro di centraggio filettato secondo DIN 332 foglio 2 / Tapped center hole to DIN 332, sheet 2 / Zentrierung mit gewinde DIN 332, Blatt 2

KT273.00



KT273.01





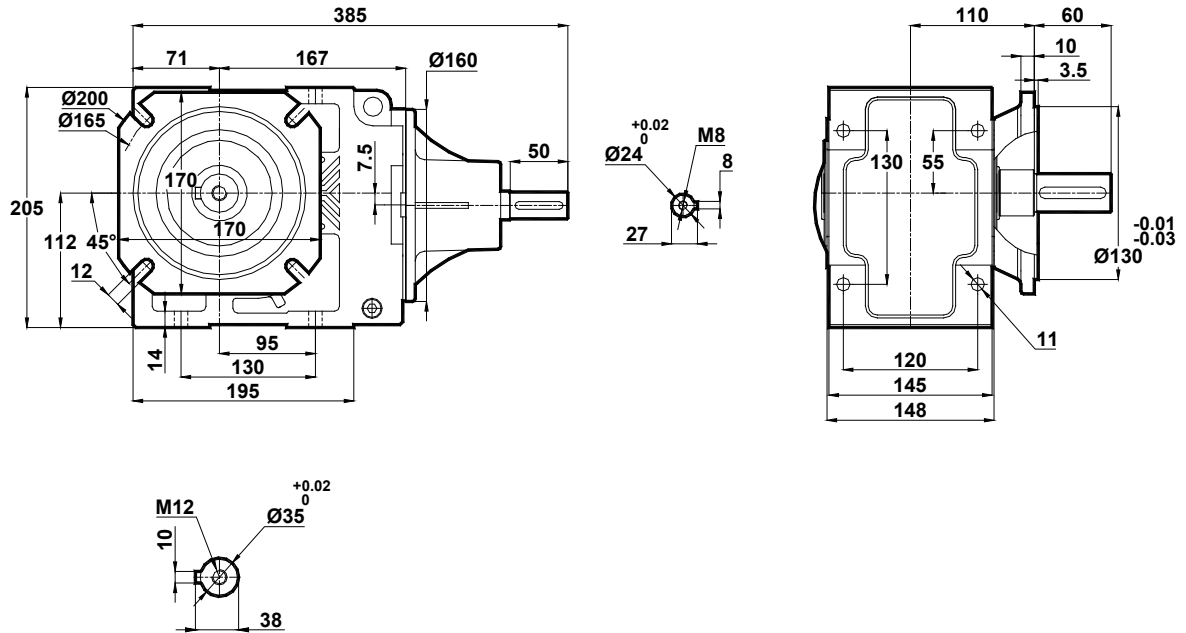
# Tabelle dimensionali

## Dimension Pages

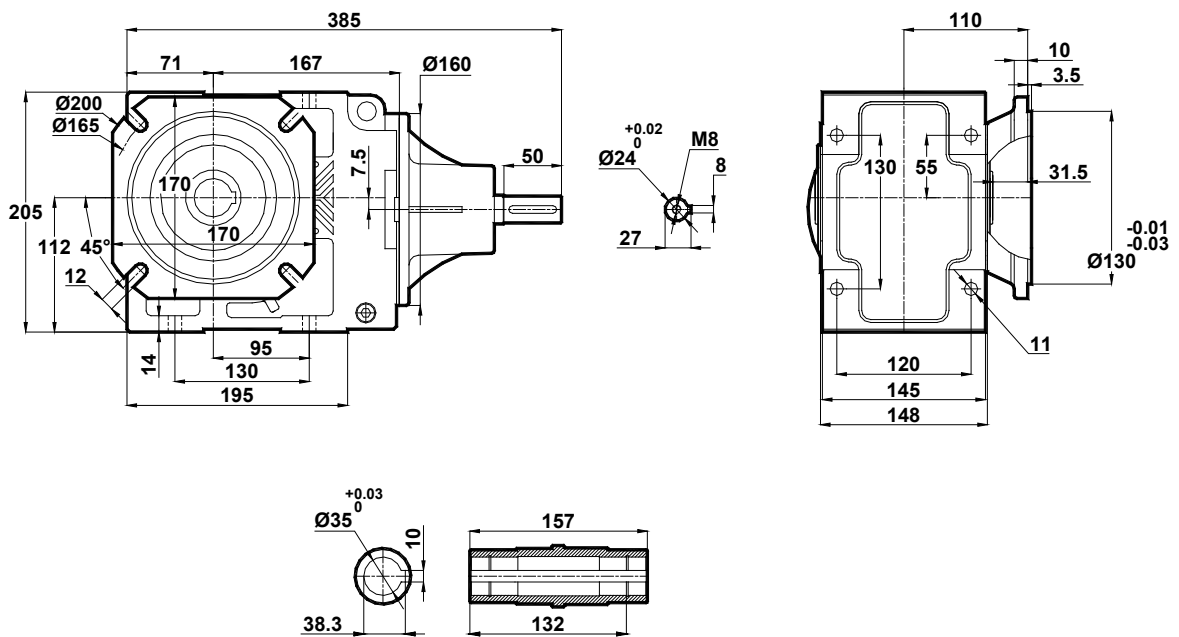
### Abmessungsseiten

Foro di centraggio filettato secondo DIN 332 foglio 2 / Tapped center hole to DIN 332, sheet 2 / Zentrierung mit gewinde DIN 332, Blatt 2

#### KT273.02



#### KT273.03





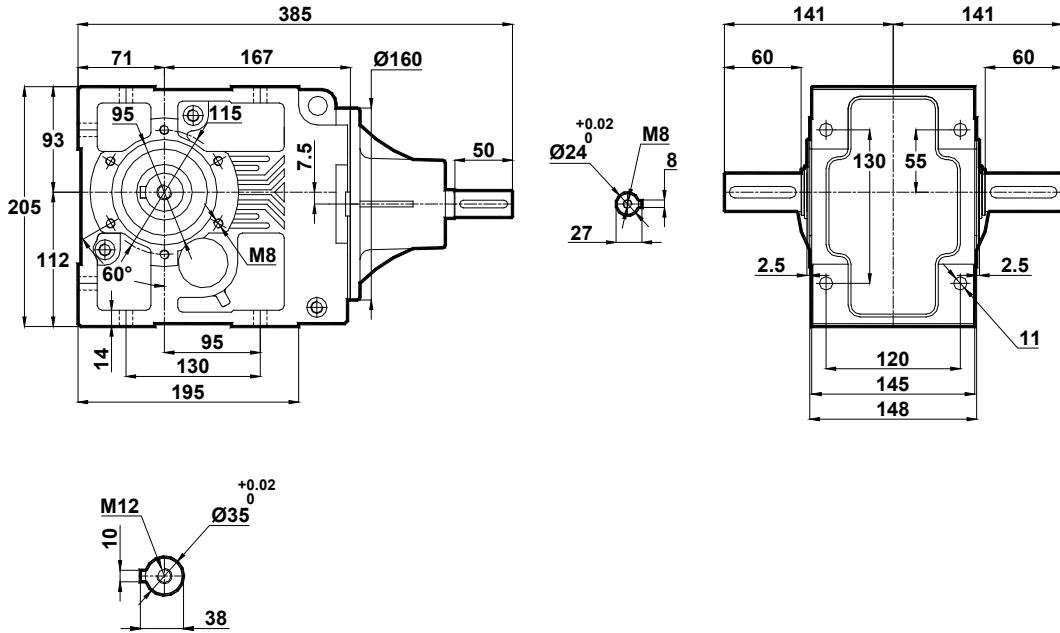
# Tabella dimensionali

## Dimension Pages

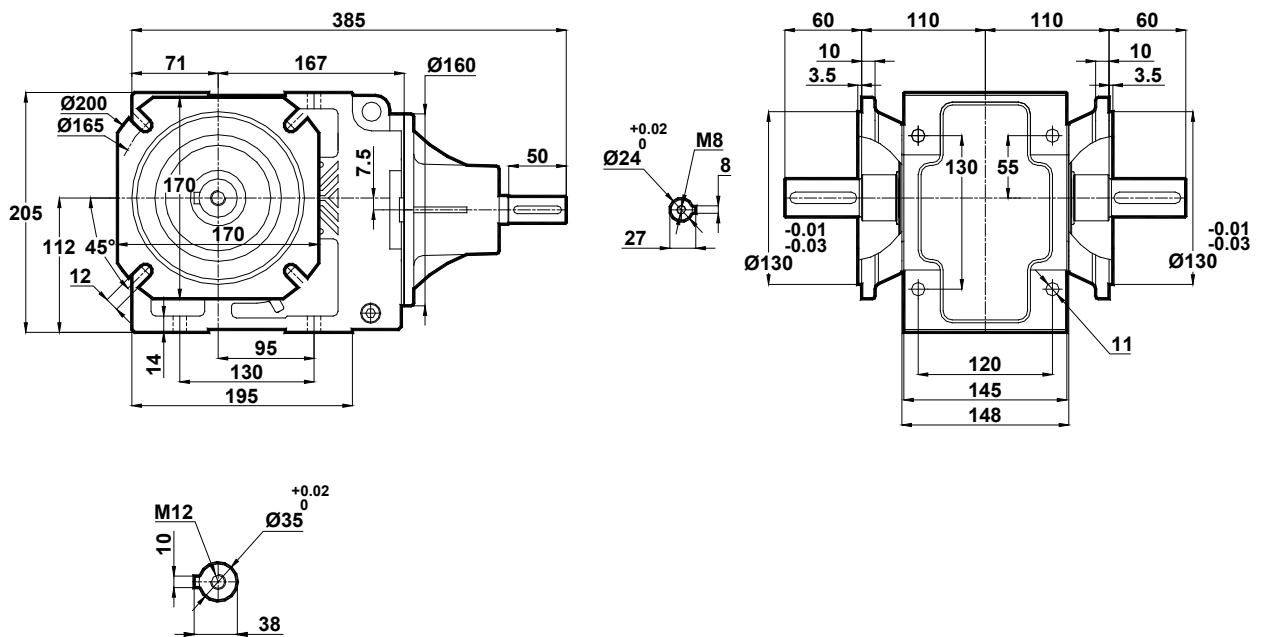
## Abmessungsseiten

Foro di centraggio filettato secondo DIN 332 foglio 2 / Tapped center hole to DIN 332, sheet 2 / Zentrierung mit gewinde DIN 332, Blatt 2

### KT273.04



### KT273.05





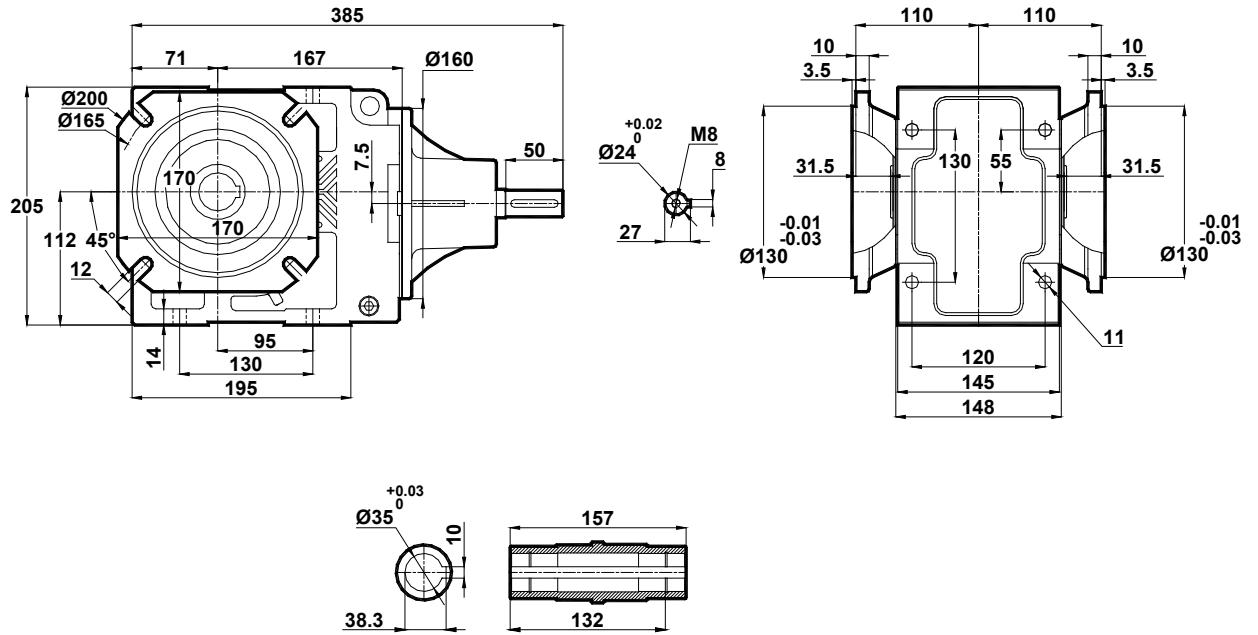
# Tabella dimensionali

## Dimension Pages

### Abmessungsseiten

Foro di centraggio filettato secondo DIN 332 foglio 2 / Tapped center hole to DIN 332, sheet 2 / Zentrierung mit gewinde DIN 332, Blatt 2

KT273.08





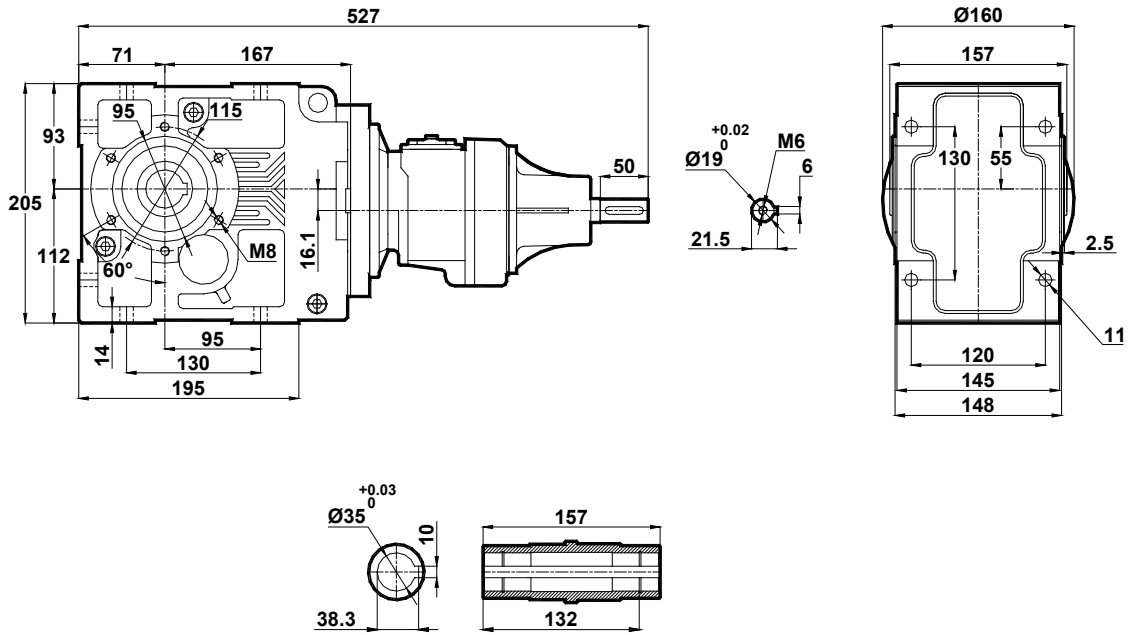
# Tabelle dimensionali

## Dimension Pages

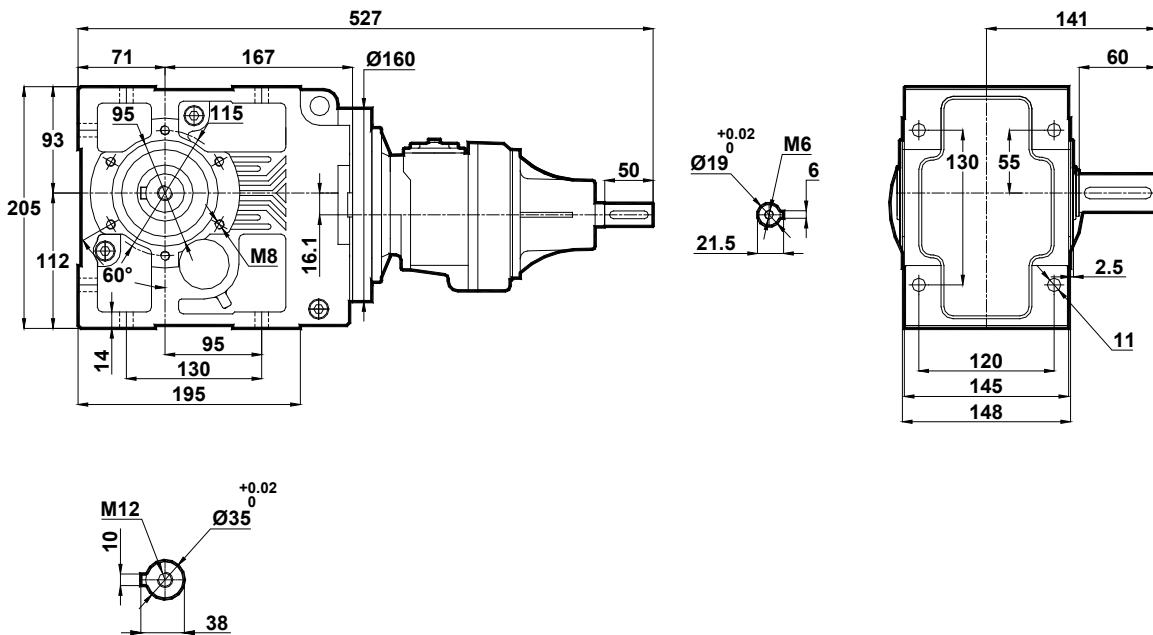
## Abmessungsseiten

Foro di centraggio filettato secondo DIN 332 foglio 2 / Tapped center hole to DIN 332, sheet 2 / Zentrierung mit gewinde DIN 332, Blatt 2

KT275.00  
KT276.00



KT275.01  
KT276.01







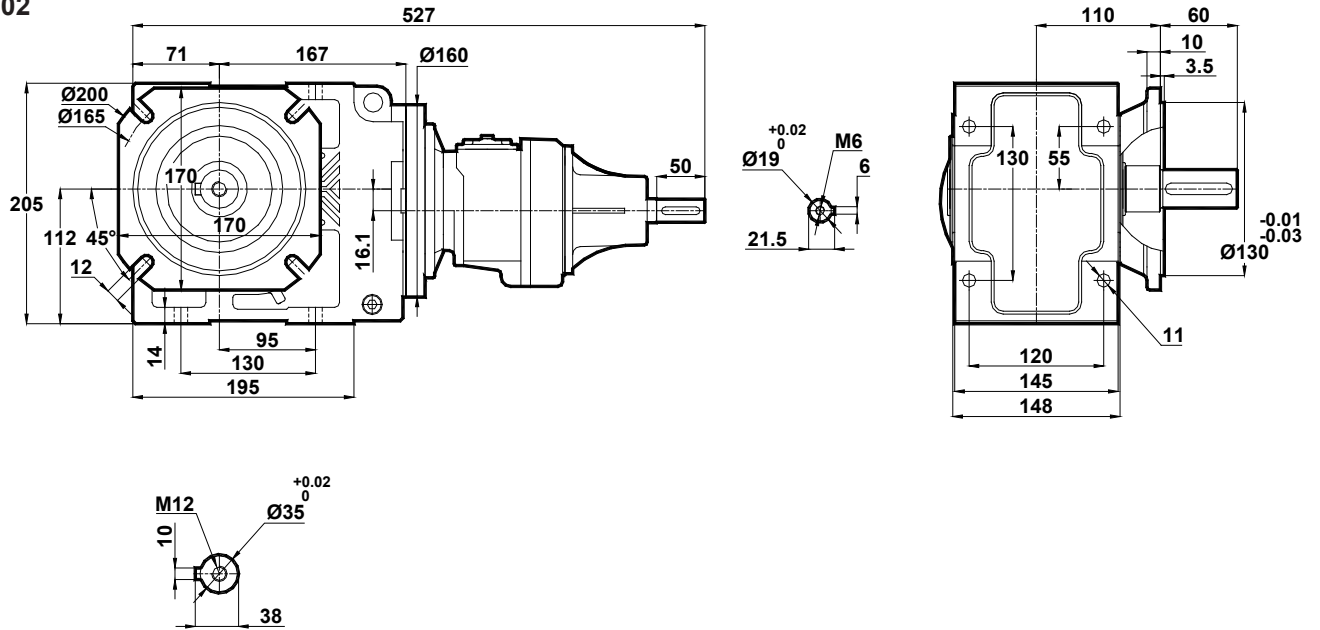
# Tabelle dimensionali

## Dimension Pages

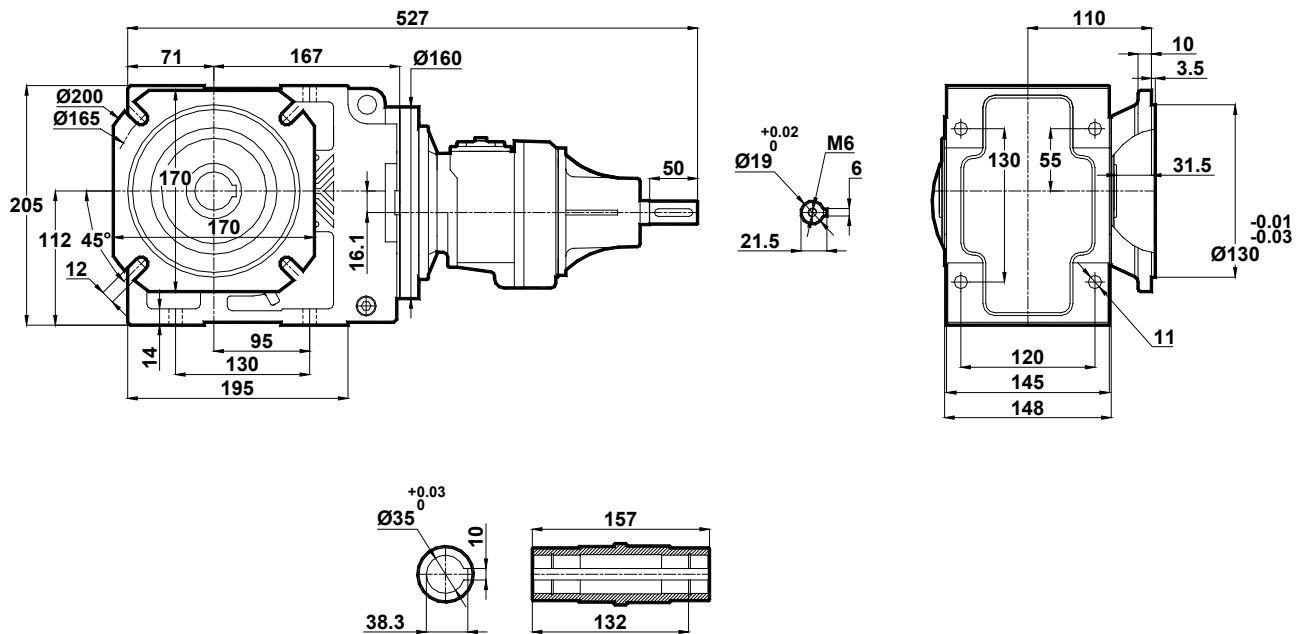
### Abmessungsseiten

Foro di centraggio filettato secondo DIN 332 foglio 2 / Tapped center hole to DIN 332, sheet 2 / Zentrierung mit gewinde DIN 332, Blatt 2

KT275.02  
KT276.02



KT275.03  
KT276.03





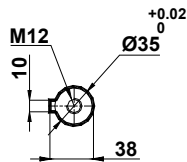
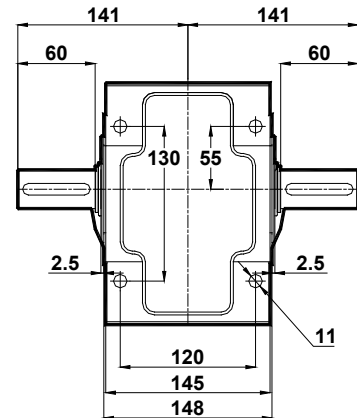
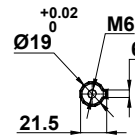
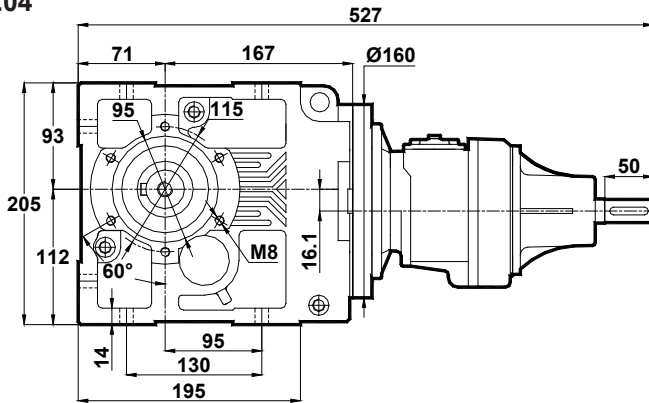
# Tabelle dimensionali

## Dimension Pages

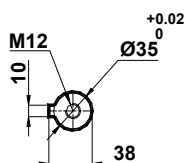
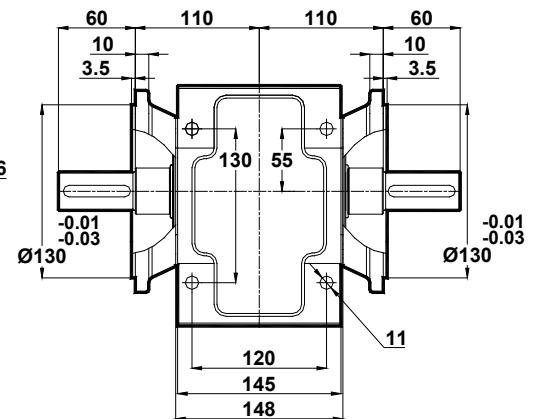
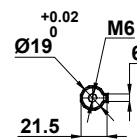
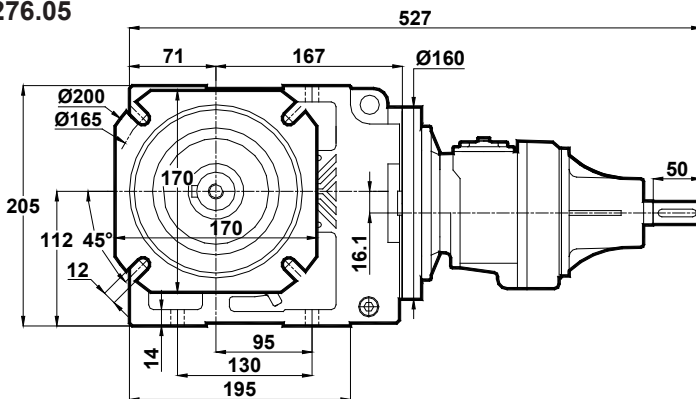
### Abmessungsseiten

Foro di centraggio filettato secondo DIN 332 foglio 2 / Tapped center hole to DIN 332, sheet 2 / Zentrierung mit gewinde DIN 332, Blatt 2

KT275.04  
KT276.04



KT275.05  
KT276.05







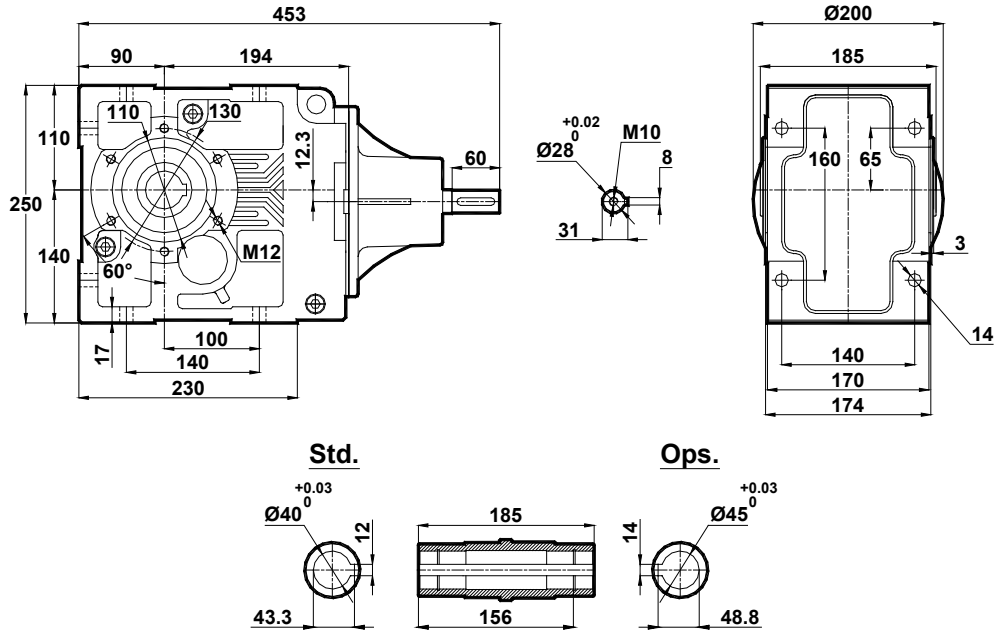
# Tabella dimensionali

## Dimension Pages

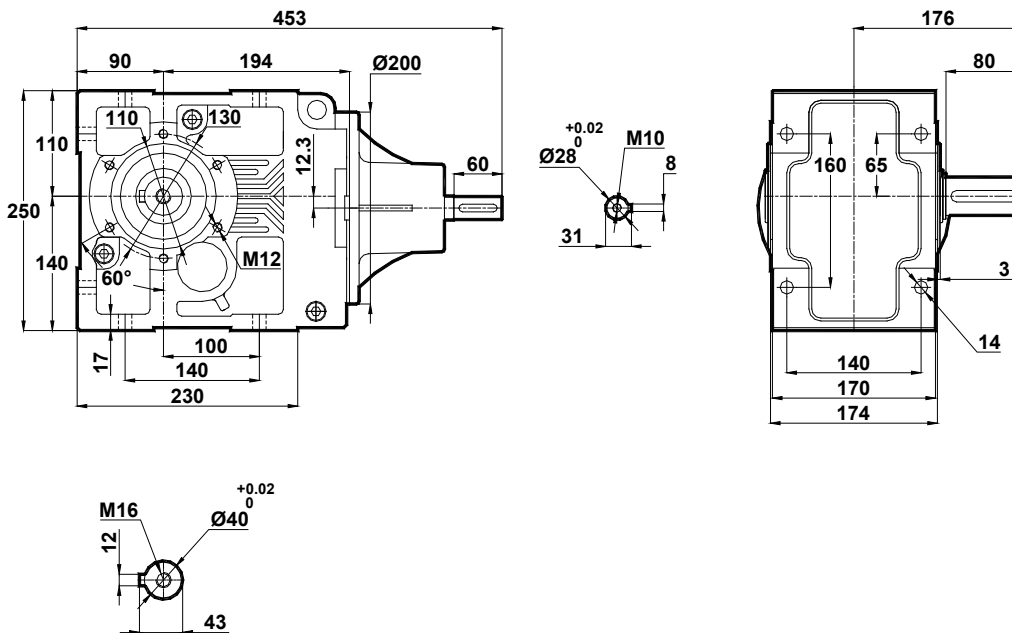
## Abmessungsseiten

Foro di centraggio filettato secondo DIN 332 foglio 2 / Tapped center hole to DIN 332, sheet 2 / Zentrierung mit gewinde DIN 332, Blatt 2

KT373.00



KT373.01





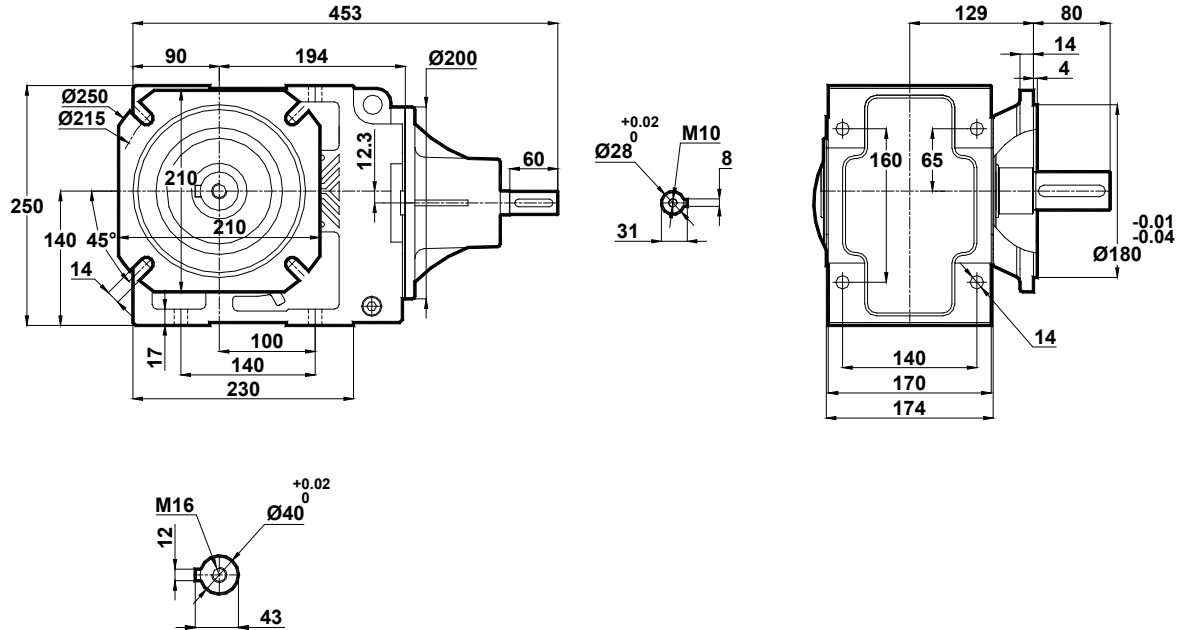
# Tabelle dimensionali

## Dimension Pages

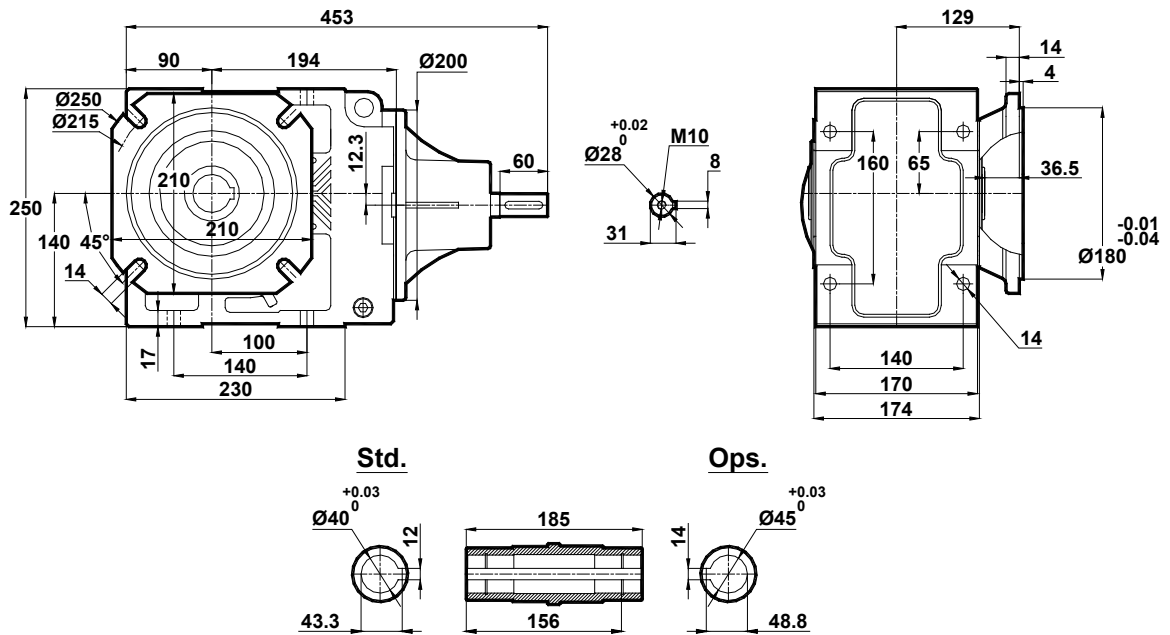
### Abmessungsseiten

Foro di centraggio filettato secondo DIN 332 foglio 2 / Tapped center hole to DIN 332, sheet 2 / Zentrierung mit gewinde DIN 332, Blatt 2

#### KT373.02



#### KT373.03





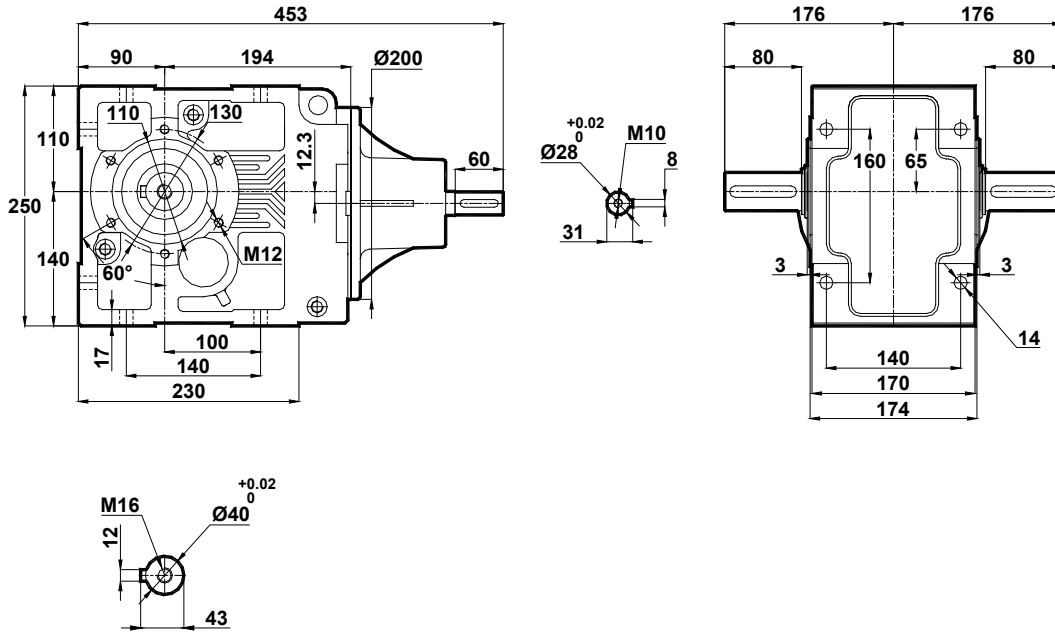
# Tabella dimensionali

## Dimension Pages

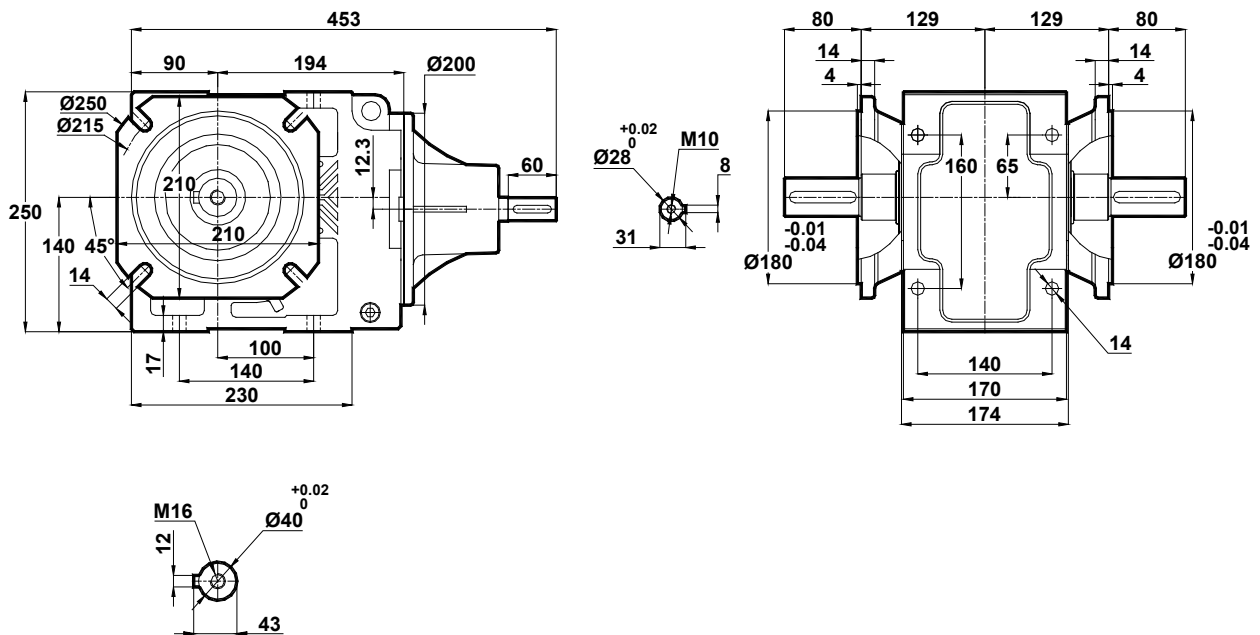
## Abmessungsseiten

Foro di centraggio filettato secondo DIN 332 foglio 2 / Tapped center hole to DIN 332, sheet 2 / Zentrierung mit gewinde DIN 332, Blatt 2

### KT373.04



### KT373.05





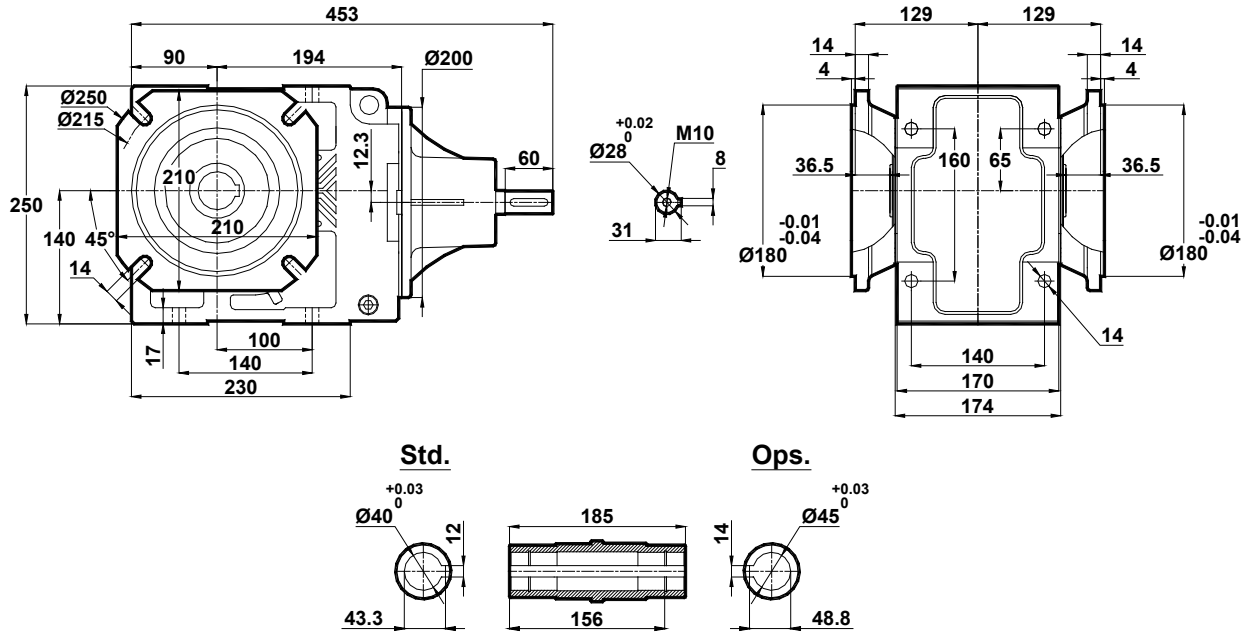
# Tabelle dimensionali

## Dimension Pages

### Abmessungsseiten

Foro di centraggio filettato secondo DIN 332 foglio 2 / Tapped center hole to DIN 332, sheet 2 / Zentrierung mit gewinde DIN 332, Blatt 2

KT373.08





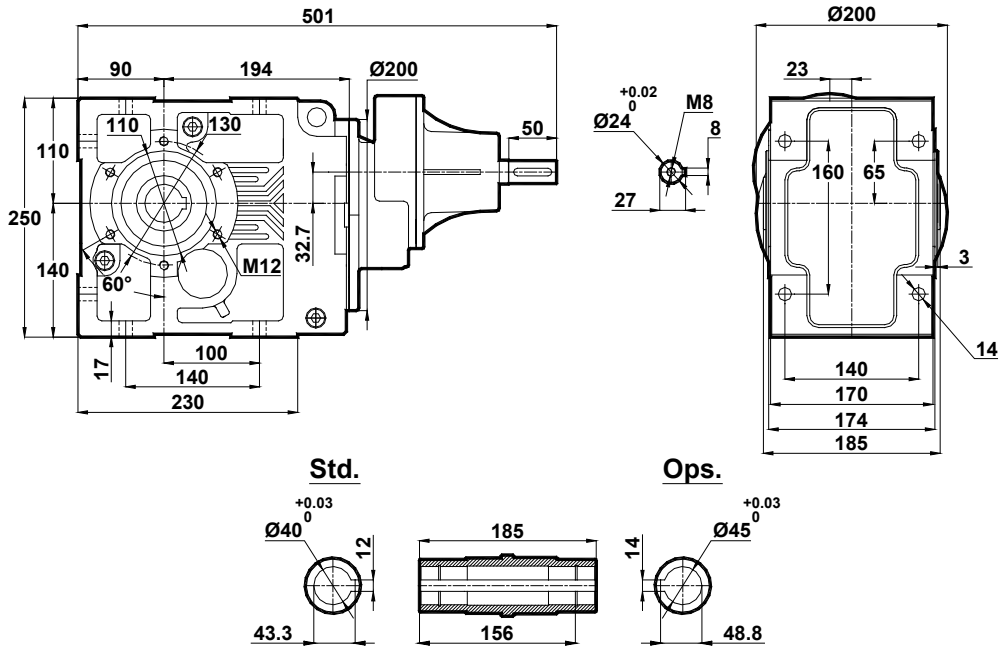
# Tabella dimensionali

## Dimension Pages

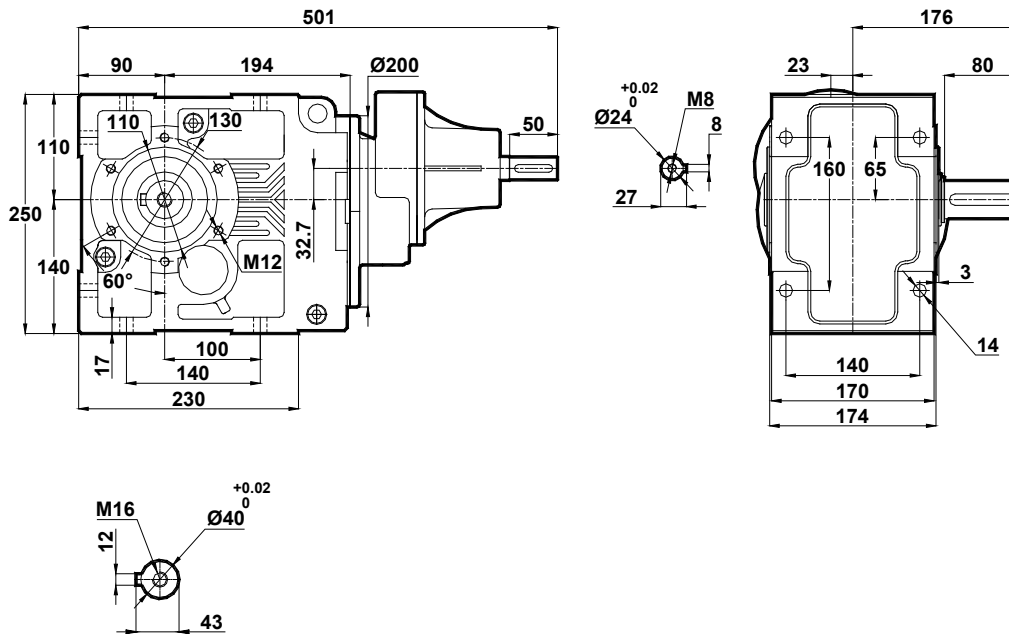
## Abmessungsseiten

Foro di centraggio filettato secondo DIN 332 foglio 2 / Tapped center hole to DIN 332, sheet 2 / Zentrierung mit gewinde DIN 332, Blatt 2

### KT374.00



### KT374.01



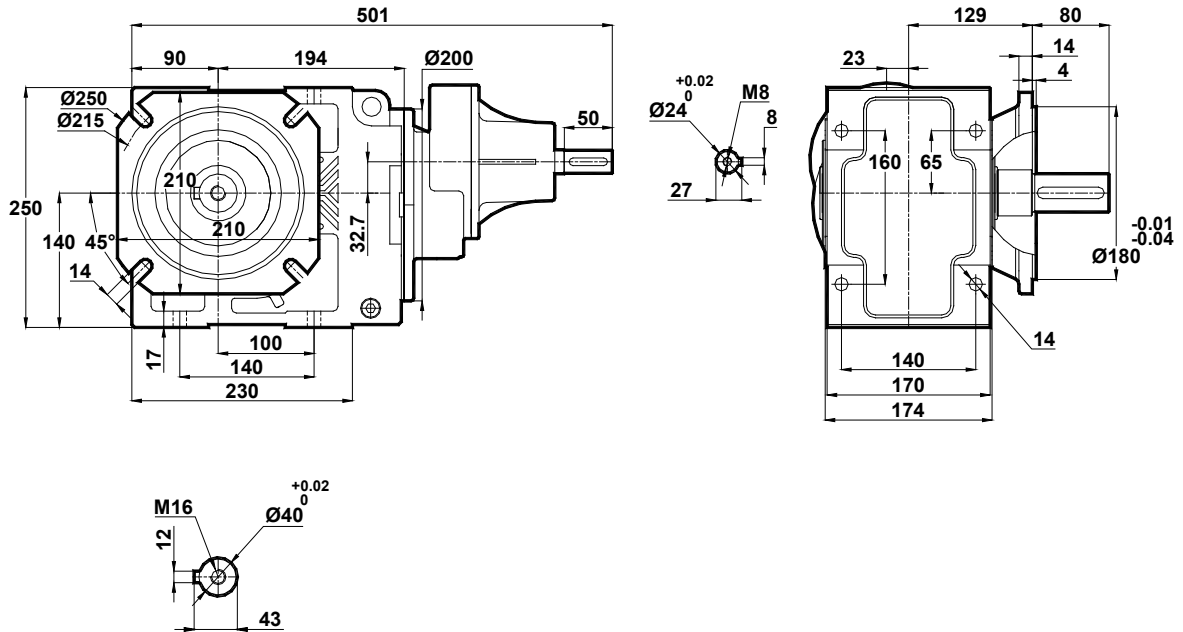




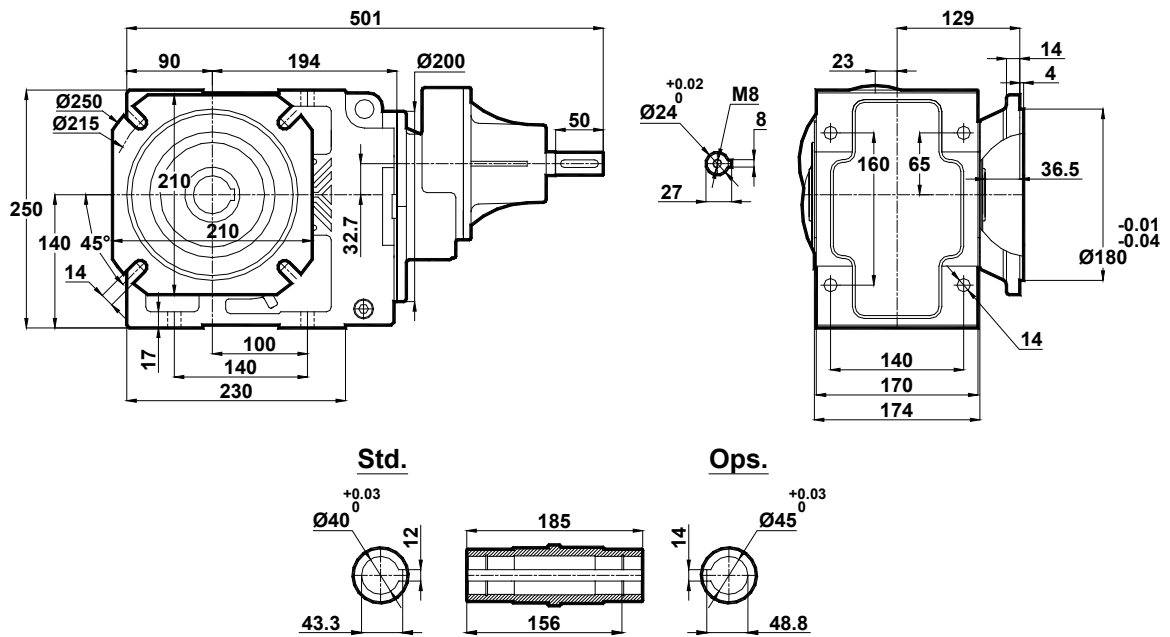
# Tabelle dimensionali Dimension Pages Abmessungsseiten


Foro di centraggio filettato secondo DIN 332 foglio 2 / Tapped center hole to DIN 332, sheet 2 / Zentrierung mit gewinde DIN 332, Blatt 2

## KT374.02



## KT374.03





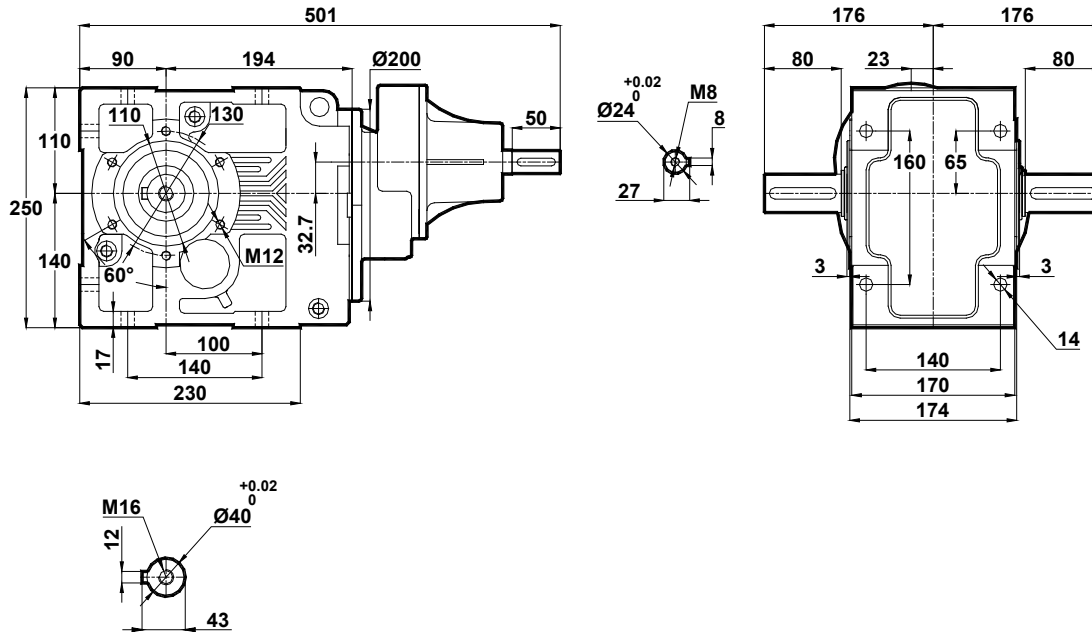
# Tabella dimensionali

## Dimension Pages

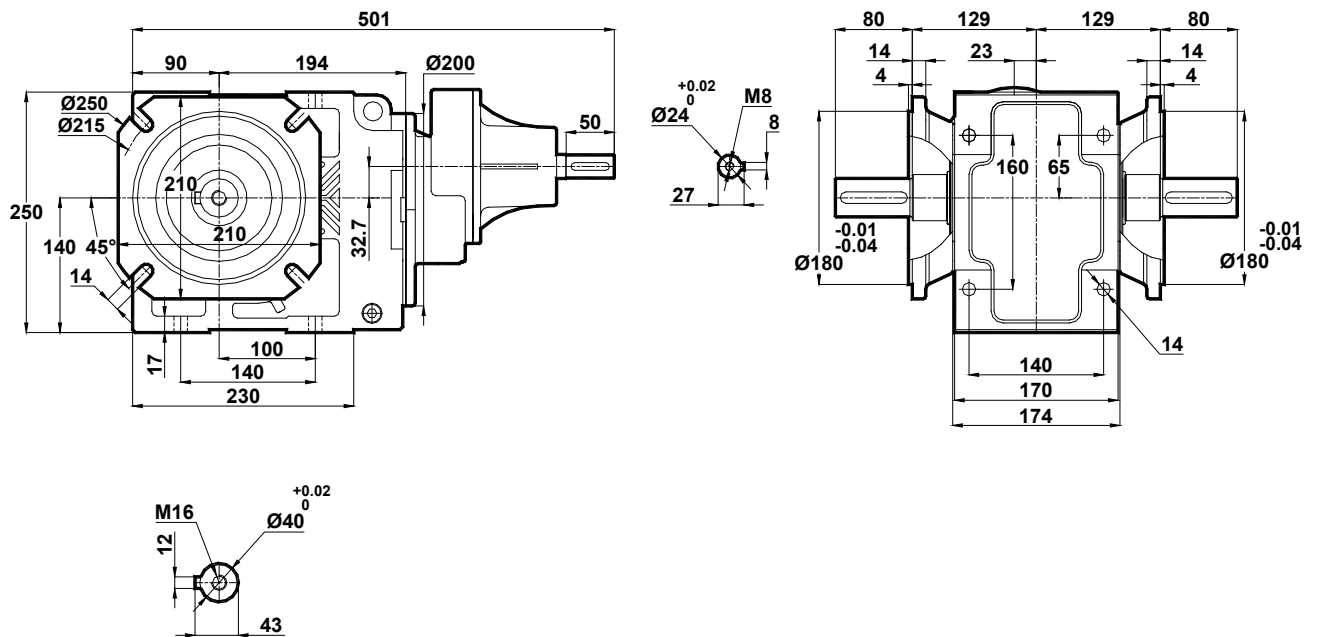
## Abmessungsseiten

Foro di centraggio filettato secondo DIN 332 foglio 2 / Tapped center hole to DIN 332, sheet 2 / Zentrierung mit gewinde DIN 332, Blatt 2

### KT374.04



### KT374.05





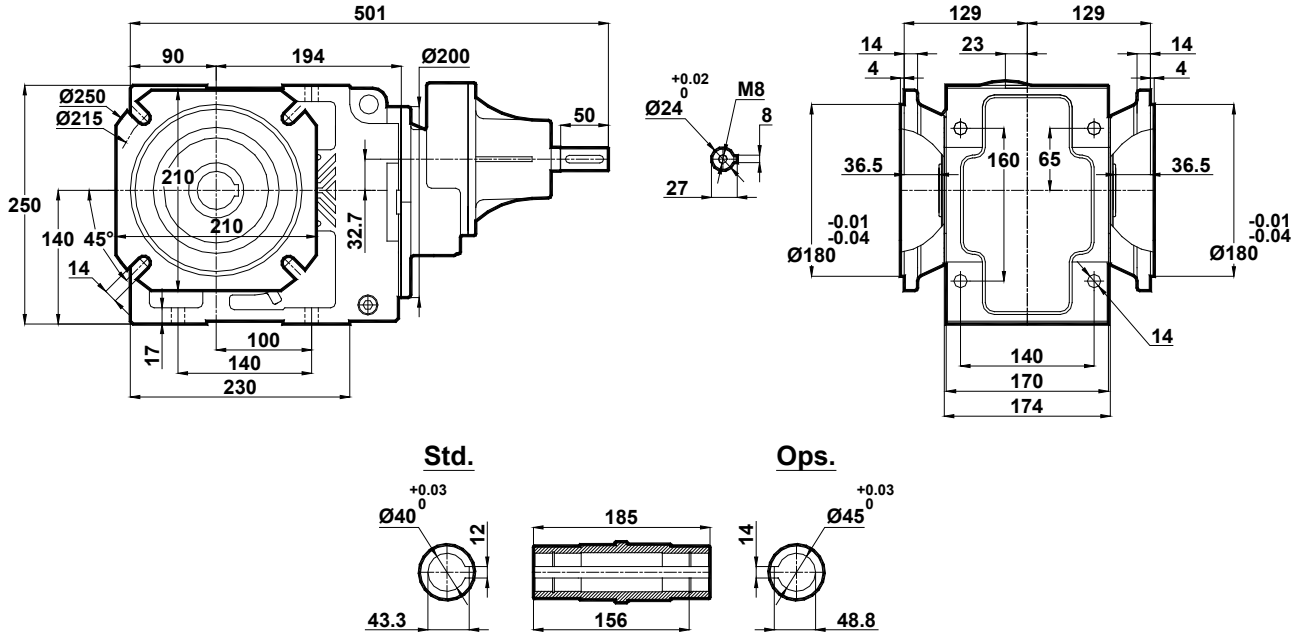
# Tabelle dimensionali


## Dimension Pages

### Abmessungsseiten

Foro di centraggio filettato secondo DIN 332 foglio 2 / Tapped center hole to DIN 332, sheet 2 / Zentrierung mit gewinde DIN 332, Blatt 2

KT374.08





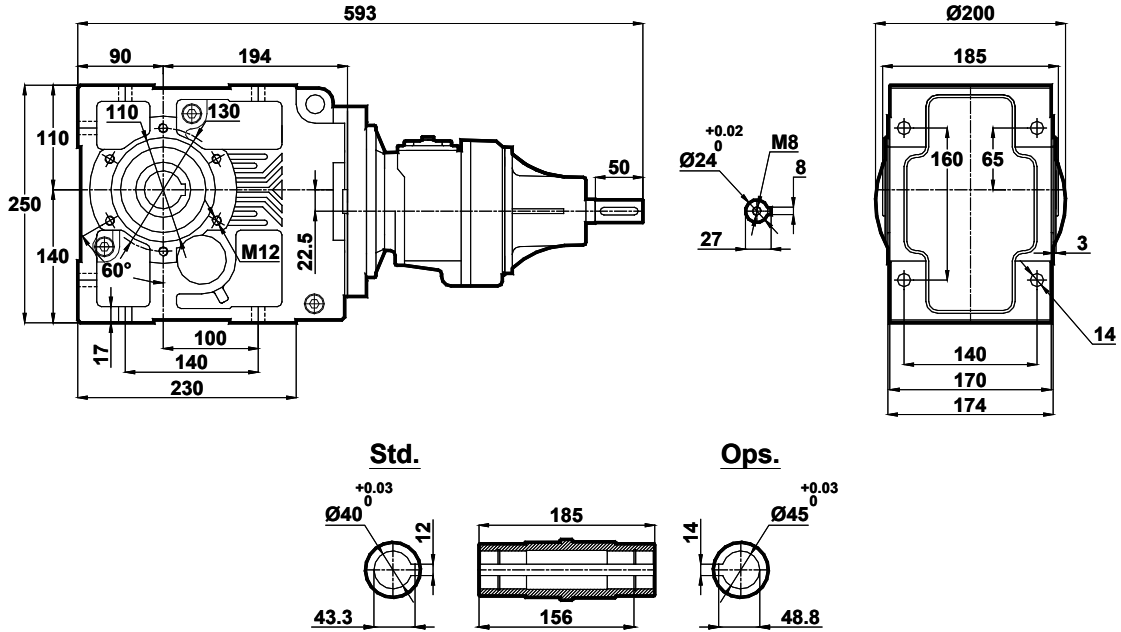
# Tabelle dimensionali

## Dimension Pages

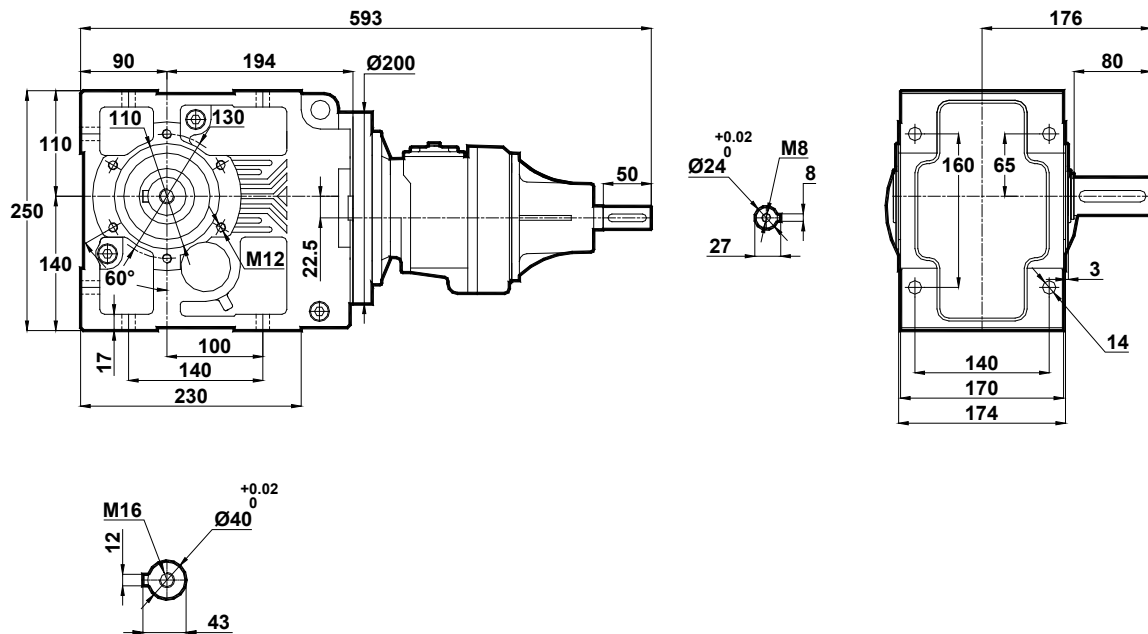
## Abmessungsseiten

Foro di centraggio filettato secondo DIN 332 foglio 2 / Tapped center hole to DIN 332, sheet 2 / Zentrierung mit gewinde DIN 332, Blatt 2

KT375.00  
KT376.00



KT375.01  
KT376.01





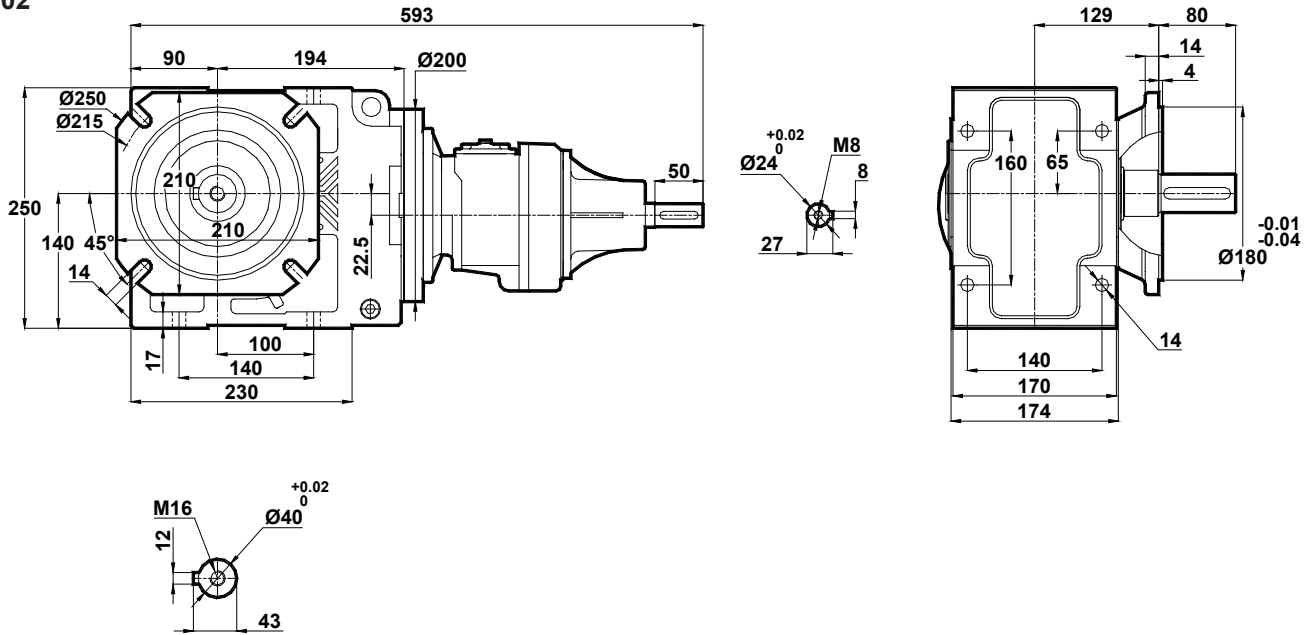
# Tabelle dimensionali

## Dimension Pages

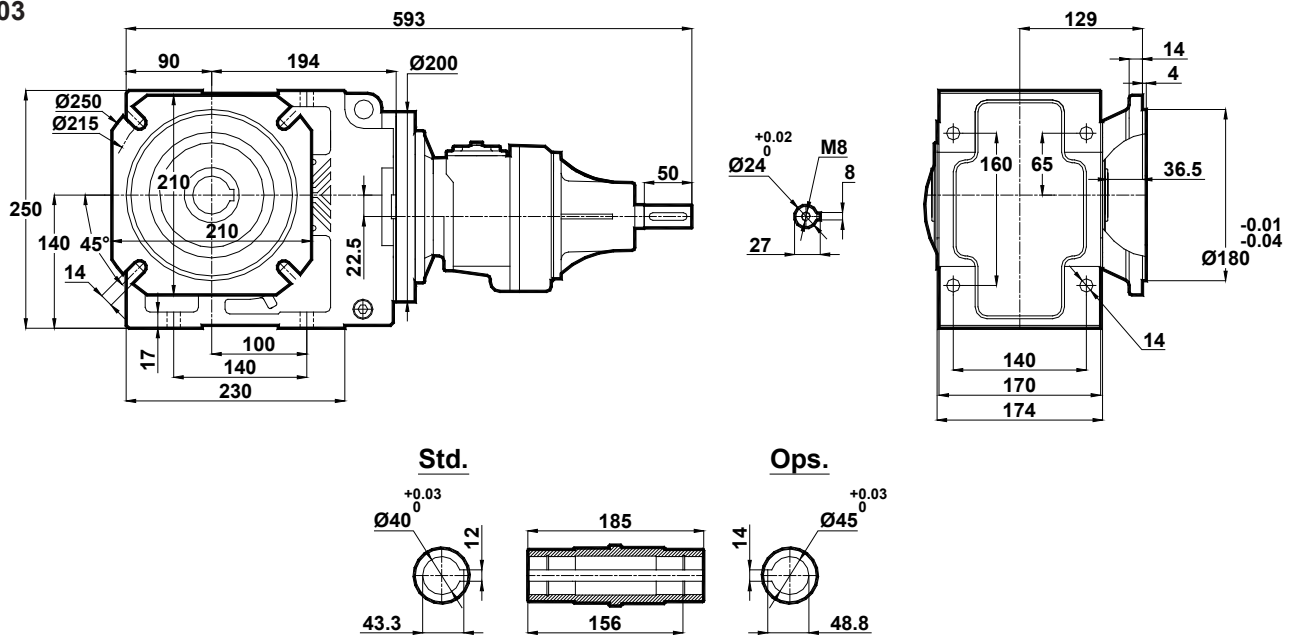
### Abmessungsseiten

Foro di centraggio filettato secondo DIN 332 foglio 2 / Tapped center hole to DIN 332, sheet 2 / Zentrierung mit gewinde DIN 332, Blatt 2

KT375.02  
KT376.02



KT375.03  
KT376.03





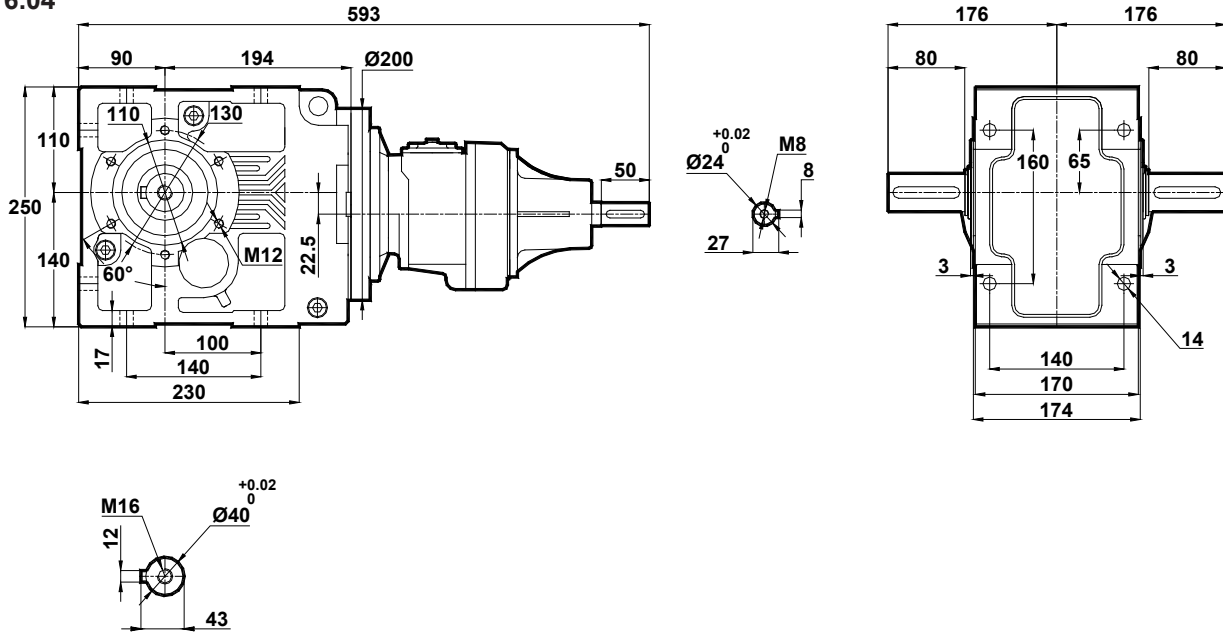
# Tabella dimensionali

## Dimension Pages

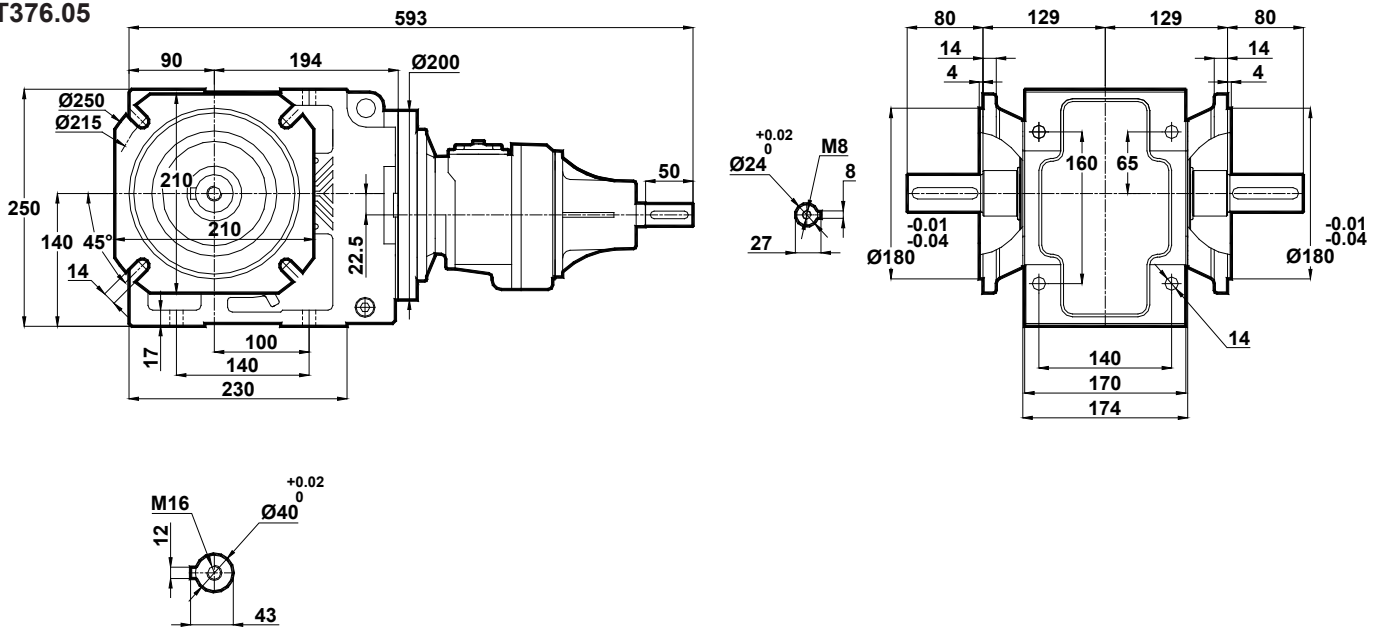
## Abmessungsseiten

Foro di centraggio filettato secondo DIN 332 foglio 2 / Tapped center hole to DIN 332, sheet 2 / Zentrierung mit gewinde DIN 332, Blatt 2

KT375.04  
KT376.04



KT375.05  
KT376.05





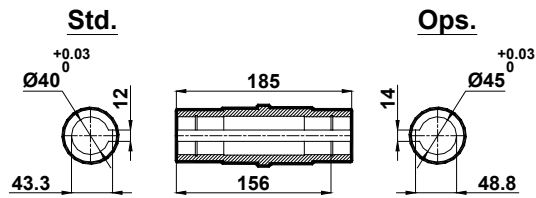
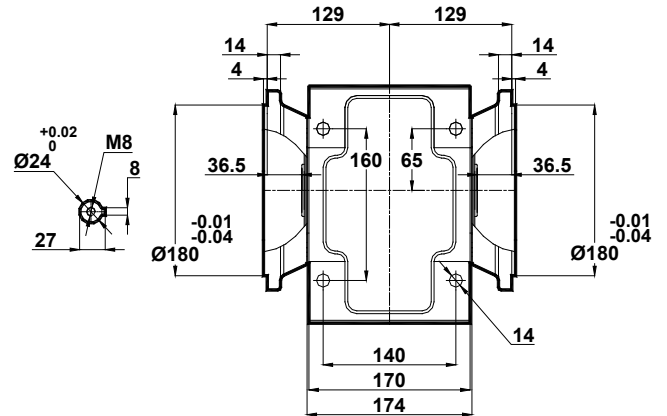
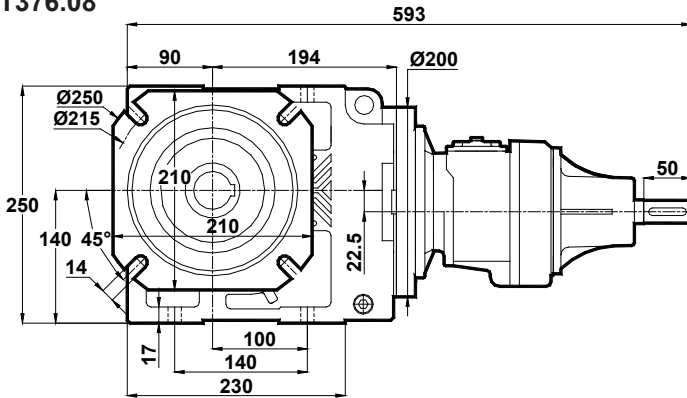
# Tabelle dimensionali

## Dimension Pages

### Abmessungsseiten

Foro di centraggio filettato secondo DIN 332 foglio 2 / Tapped center hole to DIN 332, sheet 2 / Zentrierung mit gewinde DIN 332, Blatt 2

KT375.08  
KT376.08





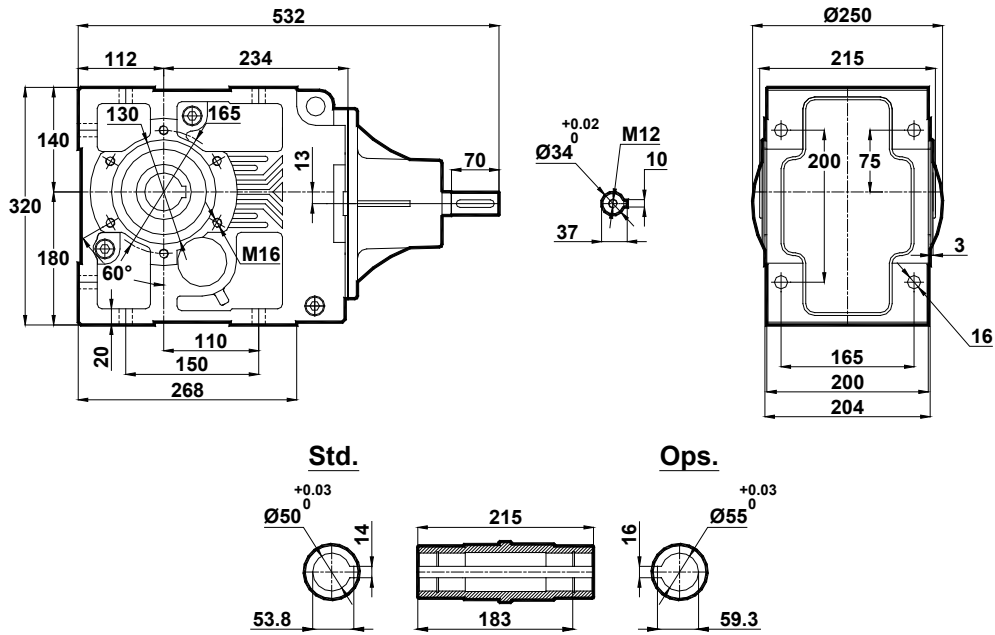
# Tabella dimensionali

## Dimension Pages

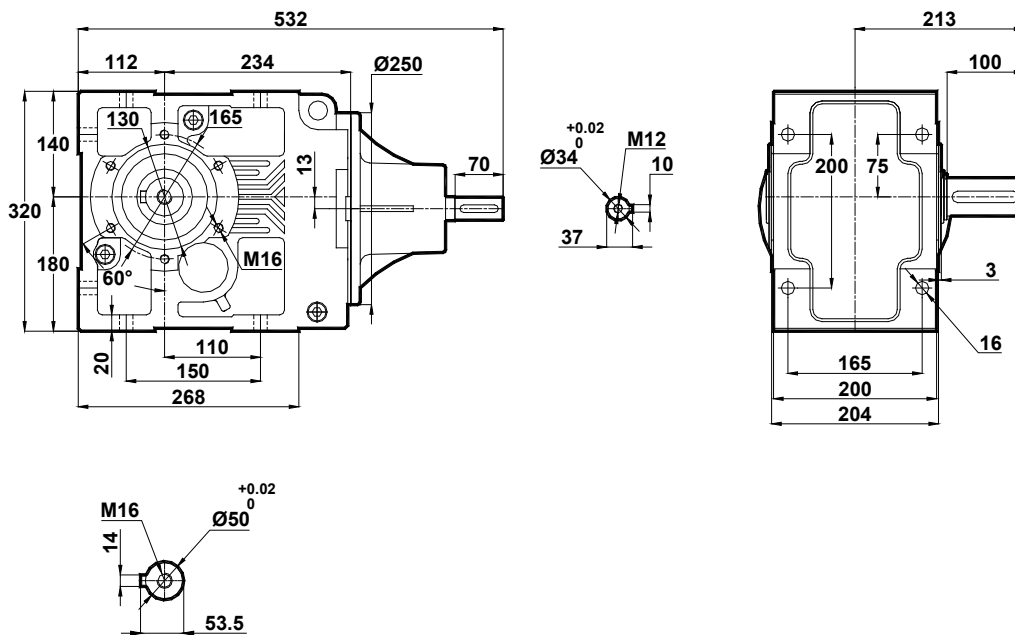
## Abmessungsseiten

Foro di centraggio filettato secondo DIN 332 foglio 2 / Tapped center hole to DIN 332, sheet 2 / Zentrierung mit gewinde DIN 332, Blatt 2

### KT473.00



### KT473.01







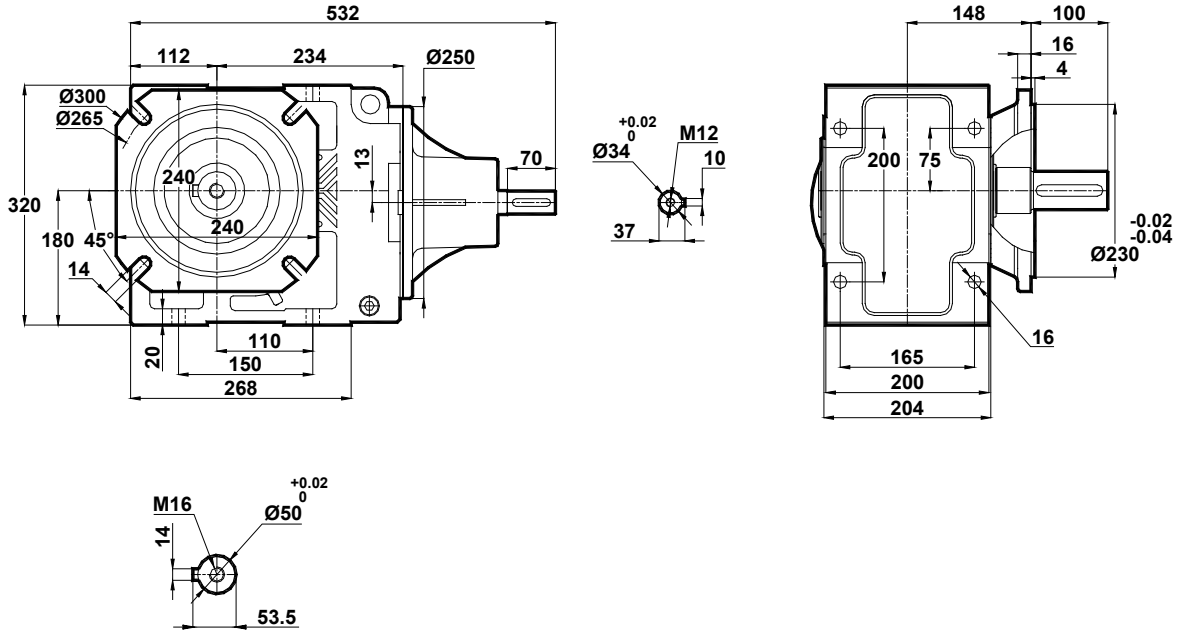
# Tabelle dimensionali

## Dimension Pages

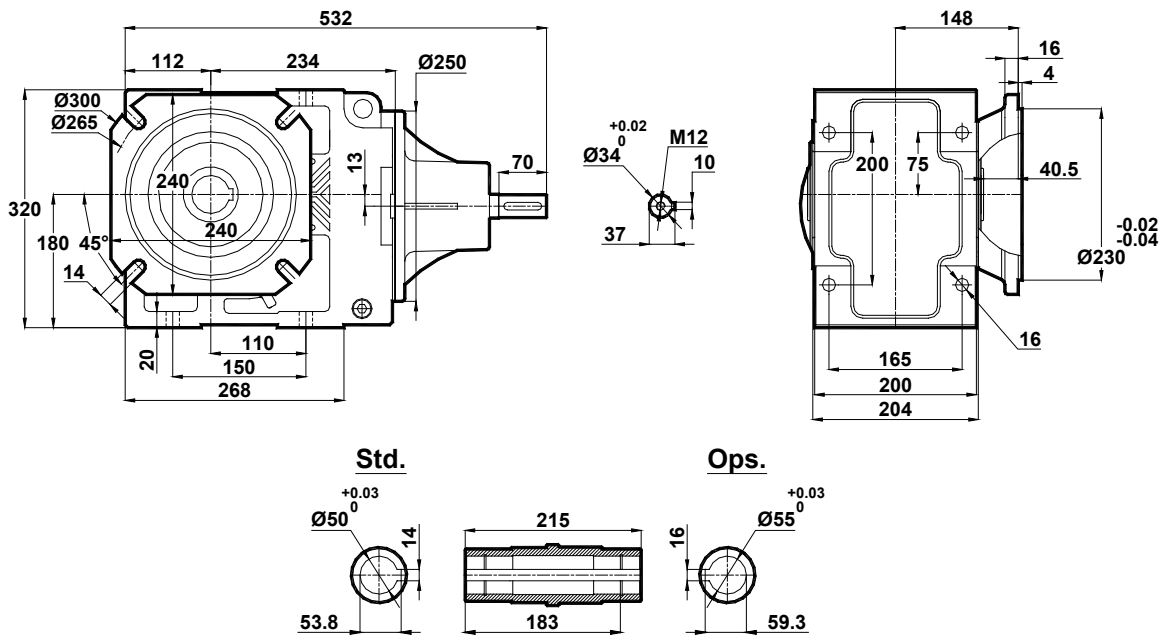
## Abmessungsseiten


Foro di centraggio filettato secondo DIN 332 foglio 2 / Tapped center hole to DIN 332, sheet 2 / Zentrierung mit gewinde DIN 332, Blatt 2

### KT473.02



### KT473.03





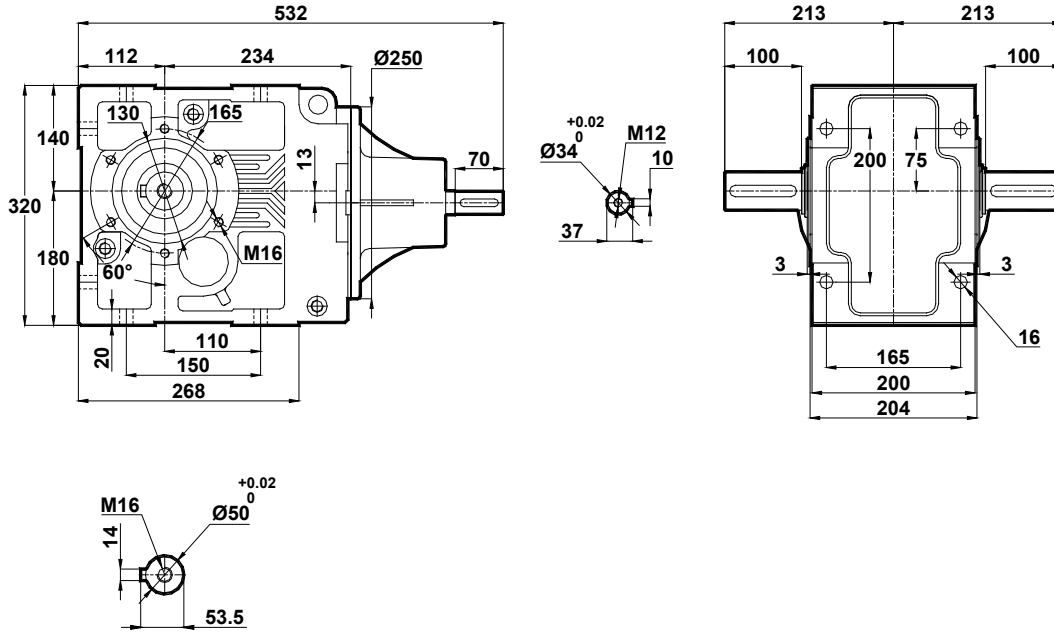
# Tabelle dimensionali

## Dimension Pages

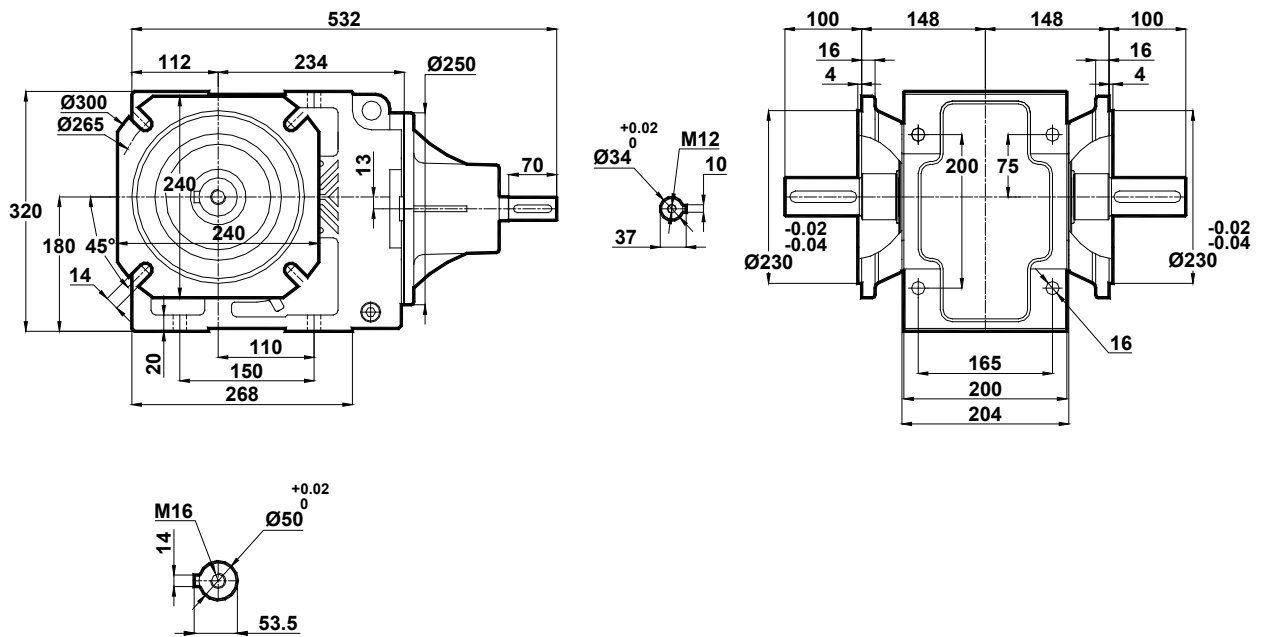
## Abmessungsseiten

Foro di centraggio filettato secondo DIN 332 foglio 2 / Tapped center hole to DIN 332, sheet 2 / Zentrierung mit gewinde DIN 332, Blatt 2

### KT473.04



### KT473.05





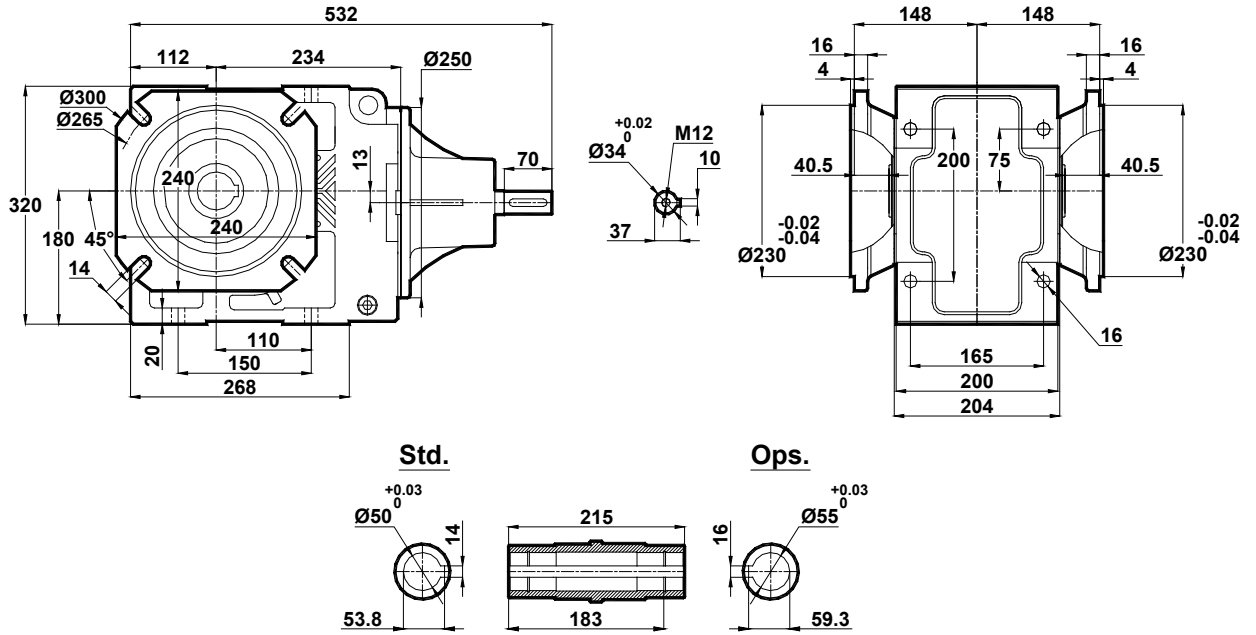
# Tabelle dimensionali


## Dimension Pages

### Abmessungsseiten

Foro di centraggio filettato secondo DIN 332 foglio 2 / Tapped center hole to DIN 332, sheet 2 / Zentrierung mit gewinde DIN 332, Blatt 2

KT473.08





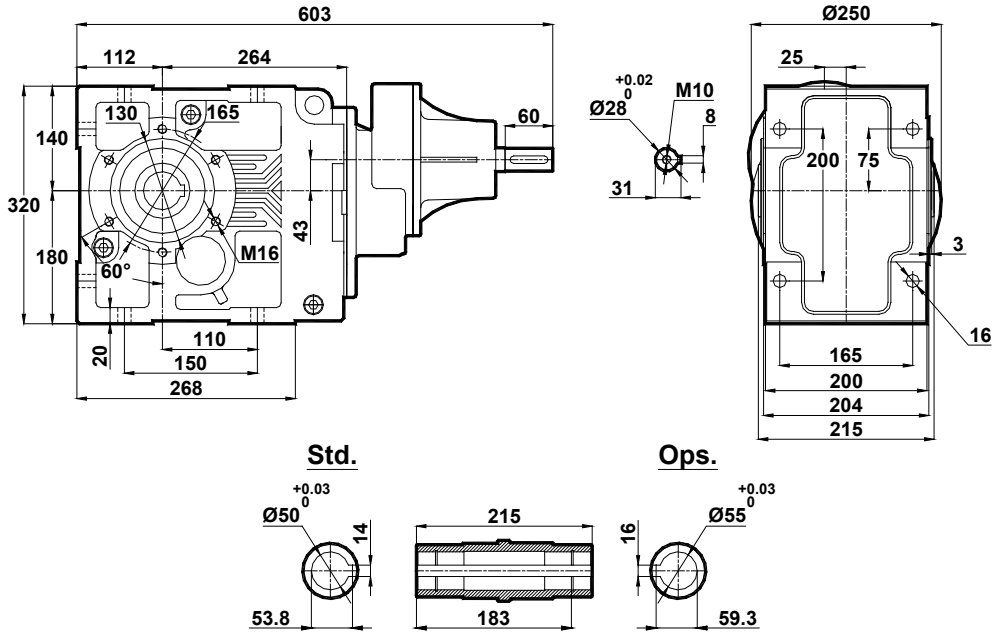
# Tabelle dimensionali

## Dimension Pages

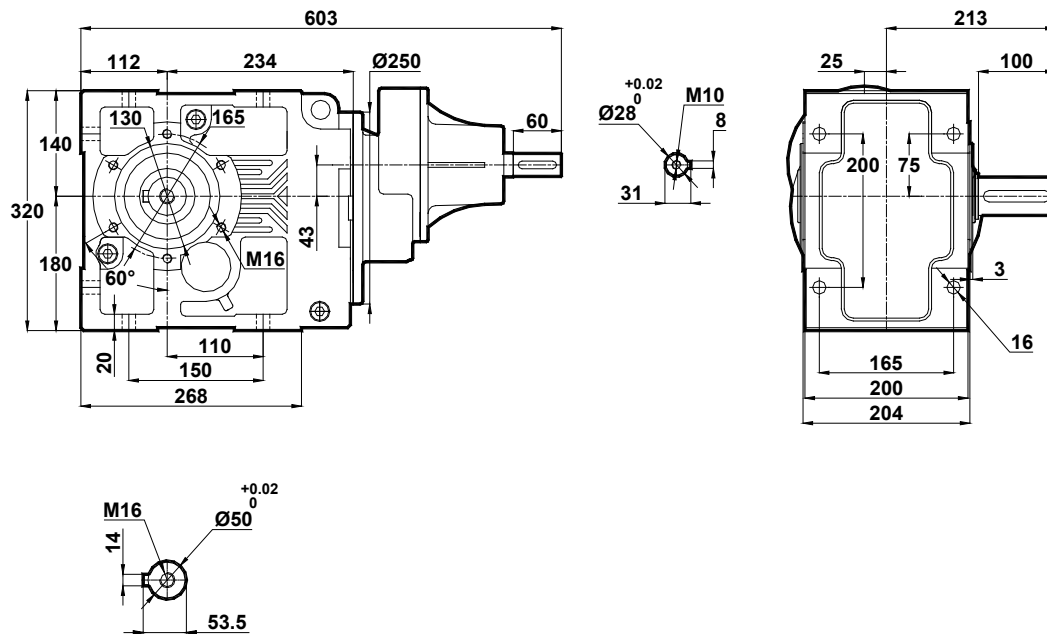
## Abmessungsseiten

Foro di centraggio filettato secondo DIN 332 foglio 2 / Tapped center hole to DIN 332, sheet 2 / Zentrierung mit gewinde DIN 332, Blatt 2

### KT474.00



### KT474.01





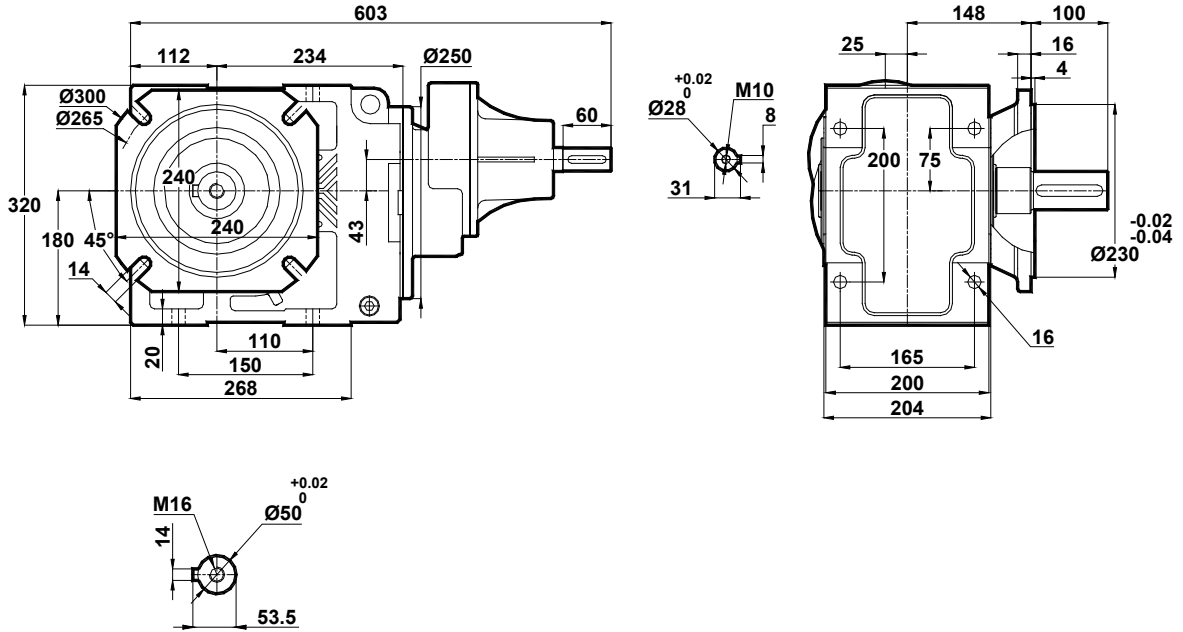
# Tabelle dimensionali

## Dimension Pages

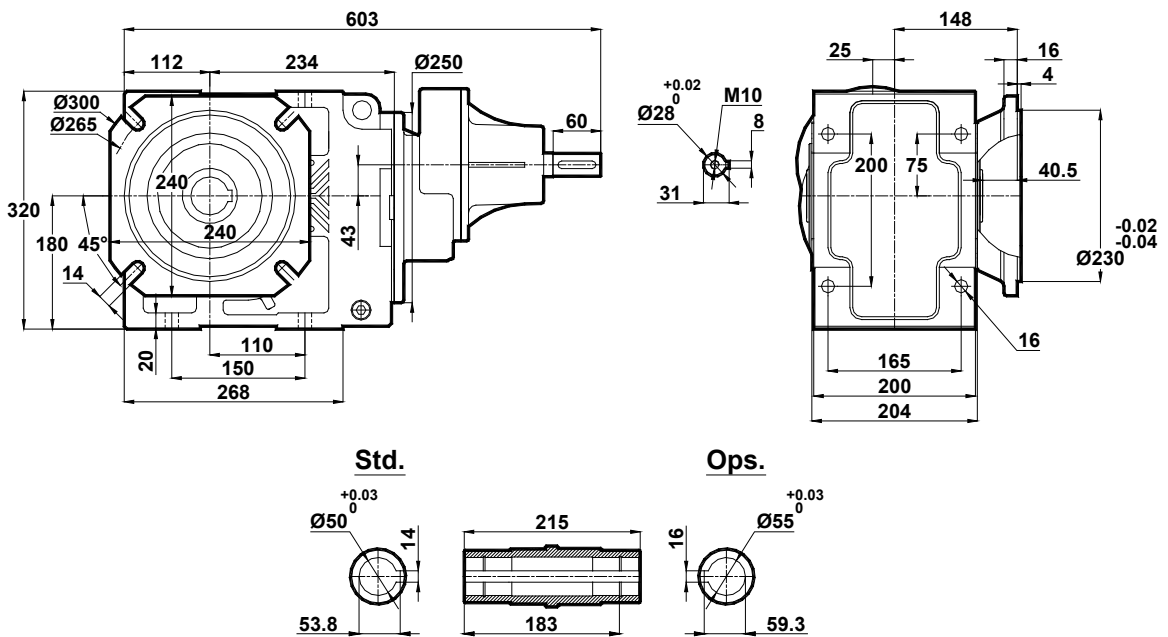
### Abmessungsseiten

Foro di centraggio filettato secondo DIN 332 foglio 2 / Tapped center hole to DIN 332, sheet 2 / Zentrierung mit gewinde DIN 332, Blatt 2

#### KT474.02



#### KT474.03





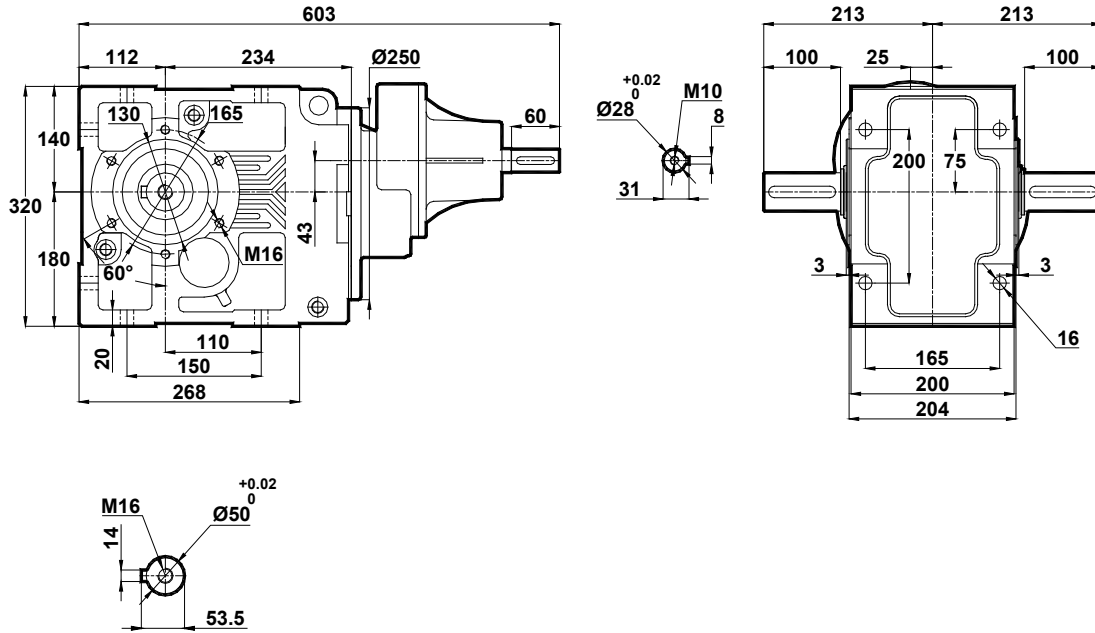
# Tabella dimensionali

## Dimension Pages

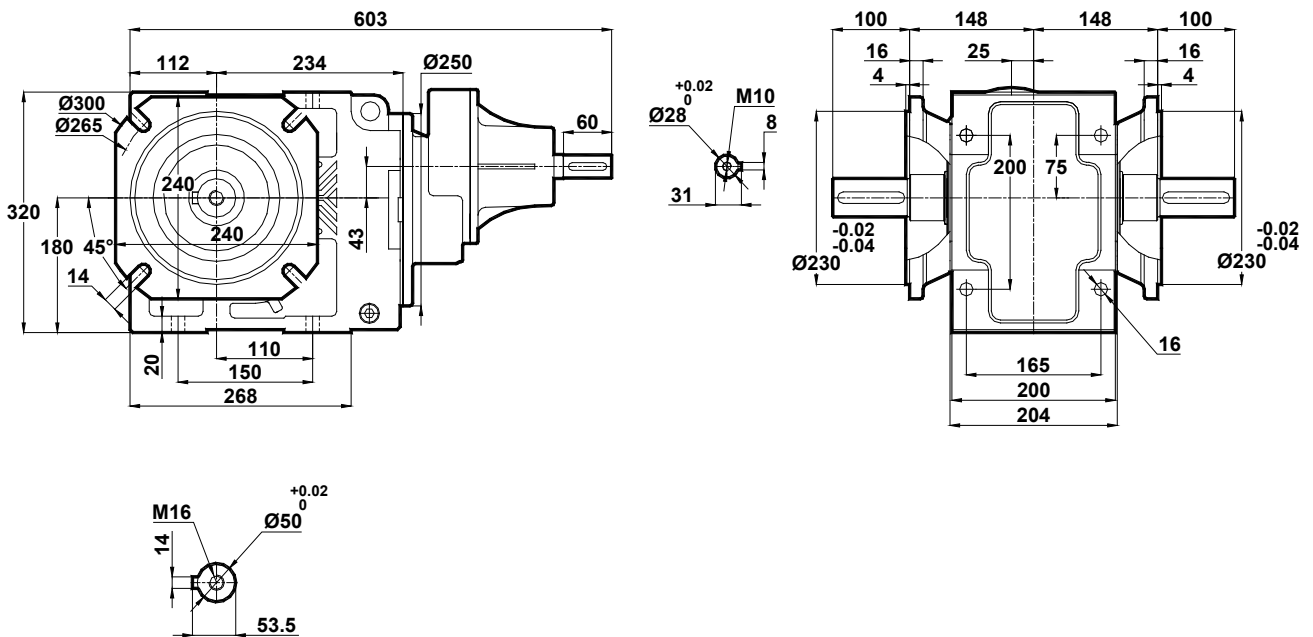
## Abmessungsseiten

Foro di centraggio filettato secondo DIN 332 foglio 2 / Tapped center hole to DIN 332, sheet 2 / Zentrierung mit gewinde DIN 332, Blatt 2

### KT474.04



### KT474.05





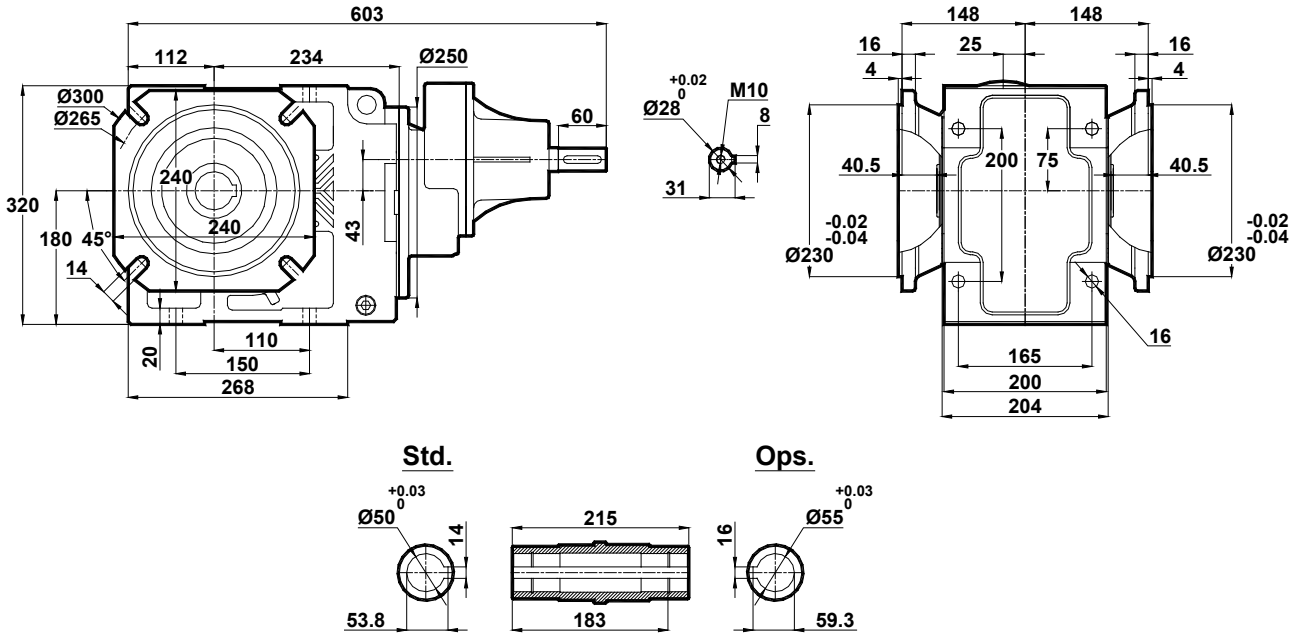
# Tabelle dimensionali

## Dimension Pages

### Abmessungsseiten

Foro di centraggio filettato secondo DIN 332 foglio 2 / Tapped center hole to DIN 332, sheet 2 / Zentrierung mit gewinde DIN 332, Blatt 2

KT474.08





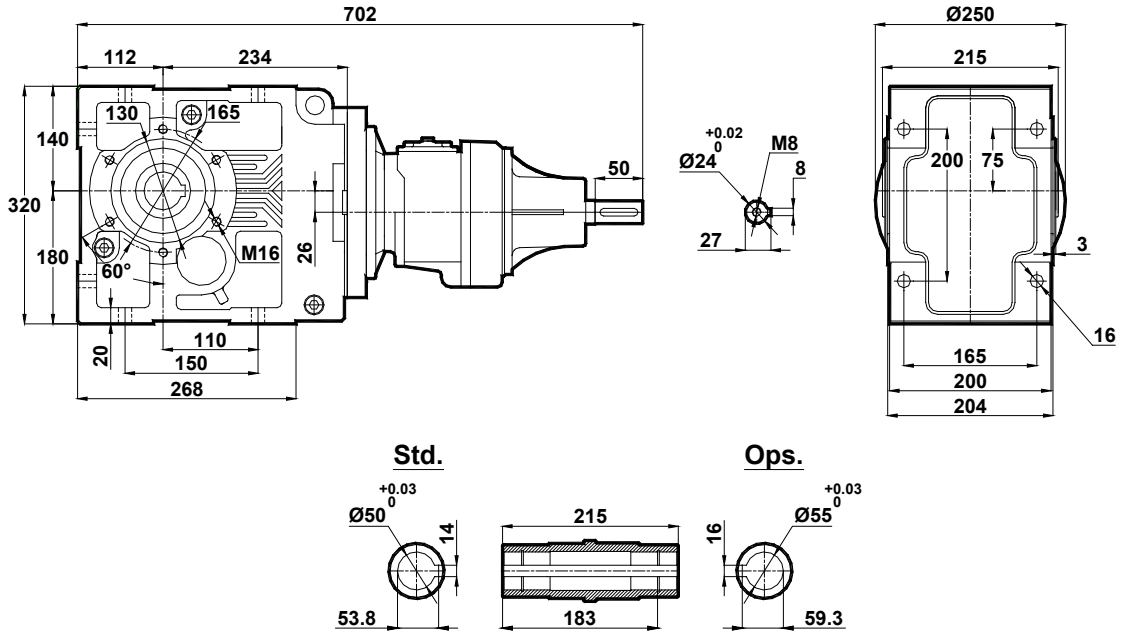
# Tabelle dimensionali

## Dimension Pages

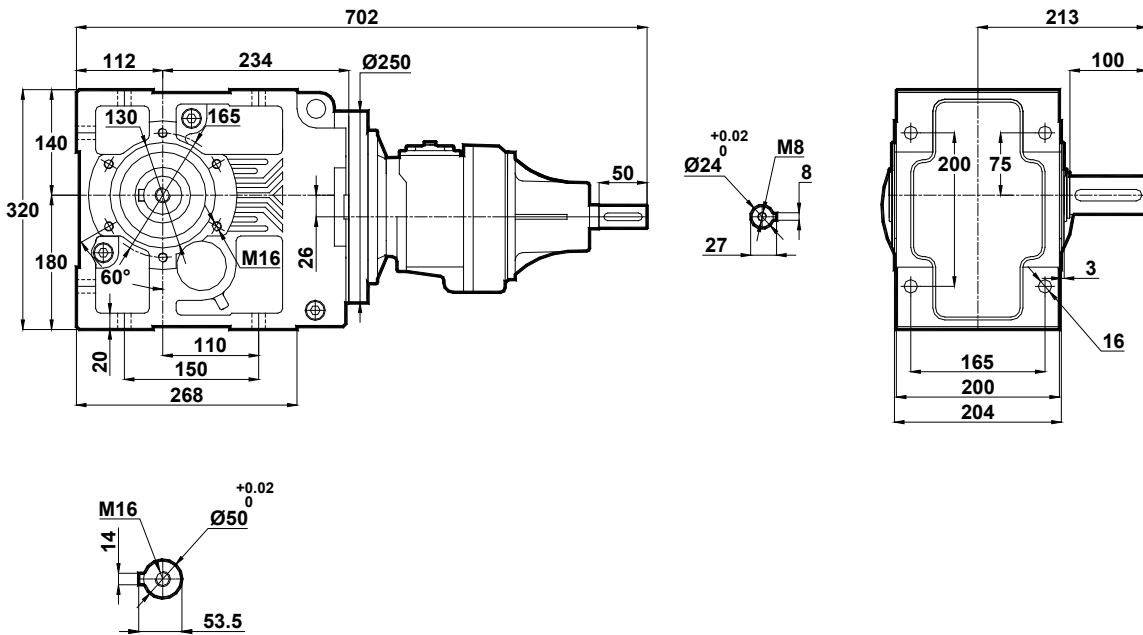
## Abmessungsseiten

Foro di centraggio filettato secondo DIN 332 foglio 2 / Tapped center hole to DIN 332, sheet 2 / Zentrierung mit gewinde DIN 332, Blatt 2

KT475.00  
KT476.00



KT475.01  
KT476.01







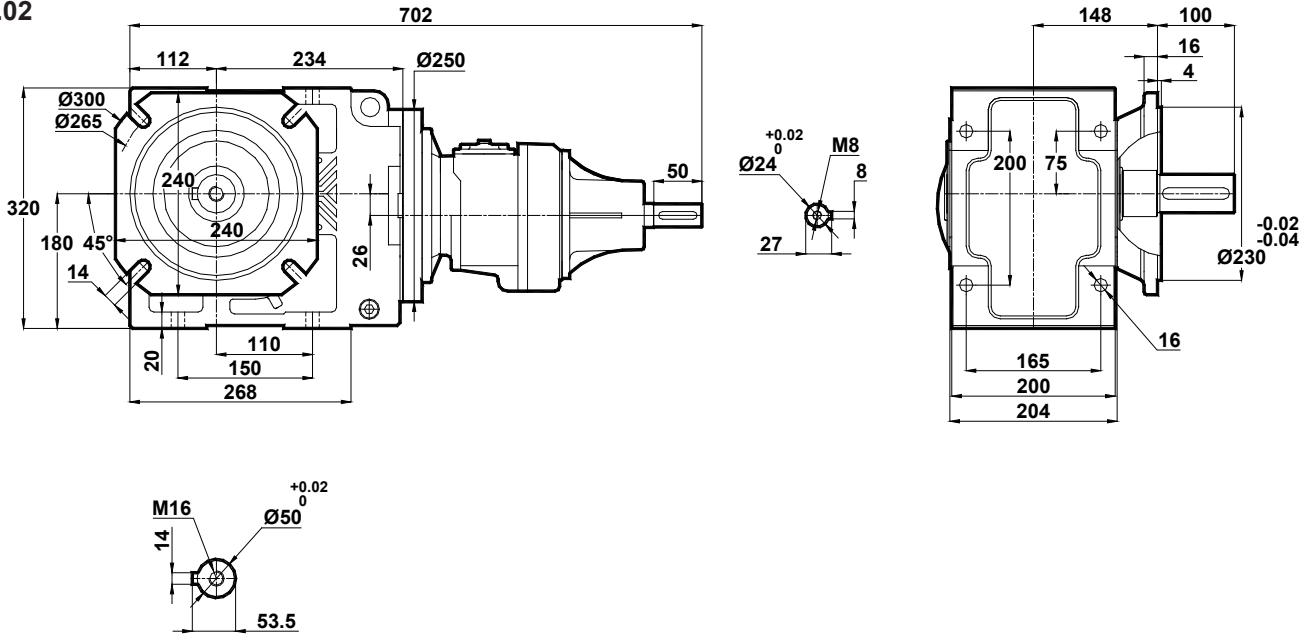
# Tabelle dimensionali

## Dimension Pages

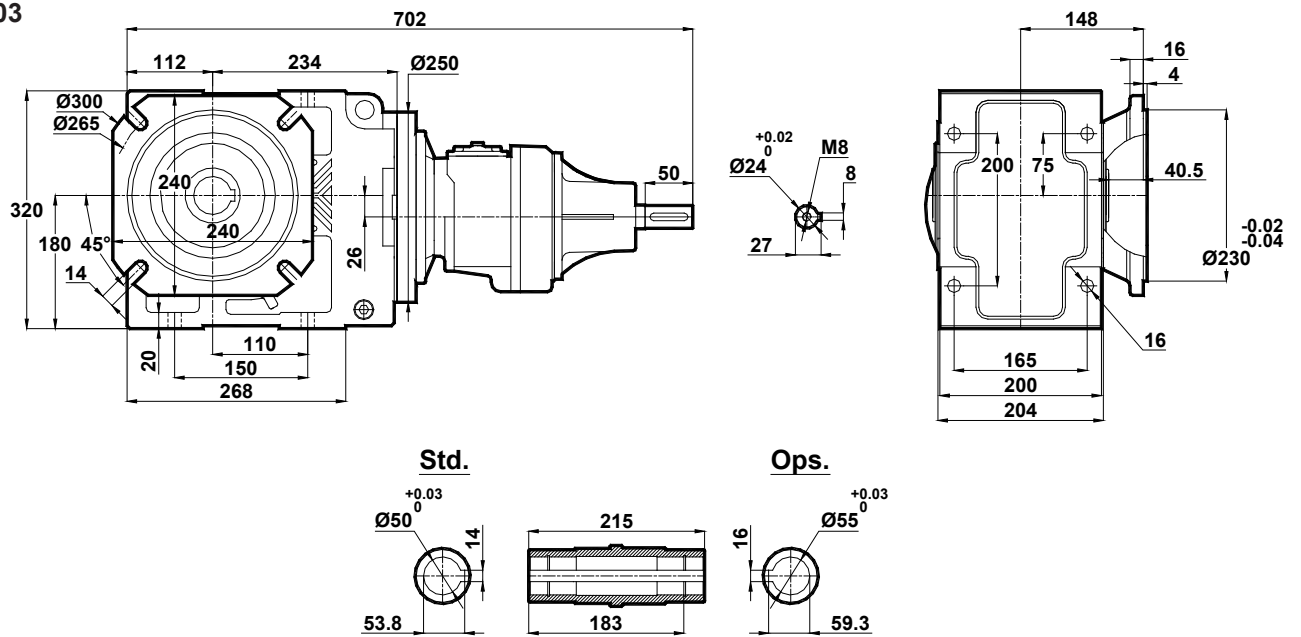
### Abmessungsseiten


Foro di centraggio filettato secondo DIN 332 foglio 2 / Tapped center hole to DIN 332, sheet 2 / Zentrierung mit gewinde DIN 332, Blatt 2

KT475.02  
KT476.02



KT475.03  
KT476.03





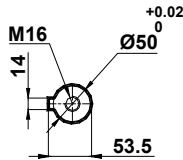
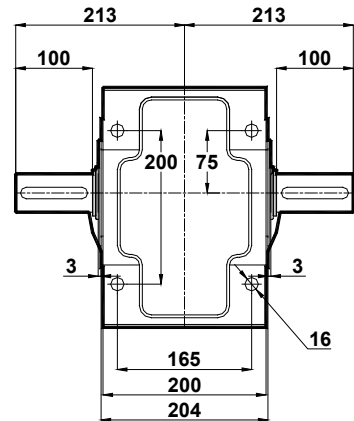
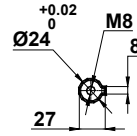
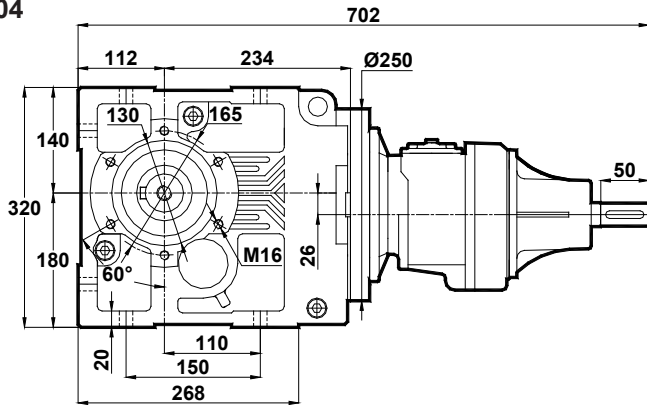
# Tabelle dimensionali

## Dimension Pages

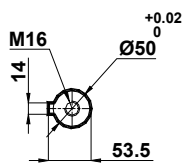
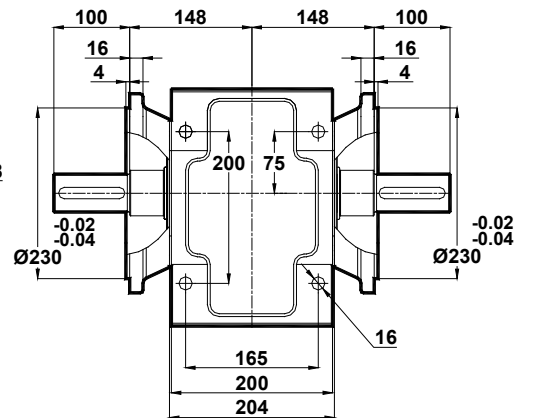
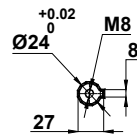
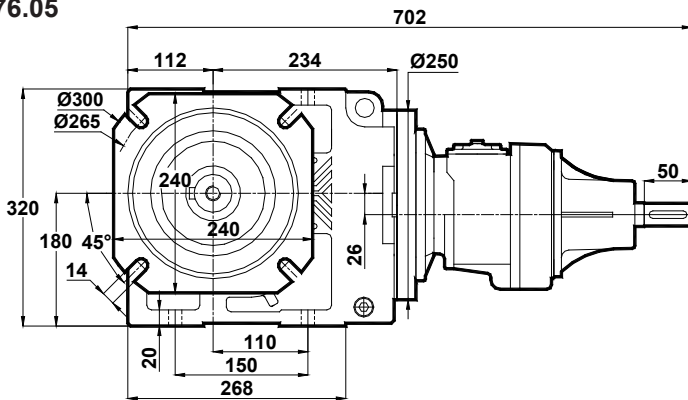
## Abmessungsseiten

Foro di centraggio filettato secondo DIN 332 foglio 2 / Tapped center hole to DIN 332, sheet 2 / Zentrierung mit gewinde DIN 332, Blatt 2

KT475.04  
KT476.04



KT475.05  
KT476.05





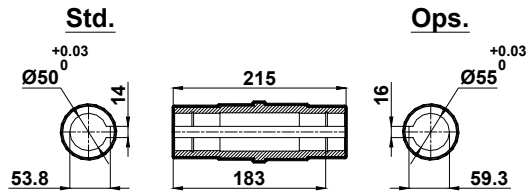
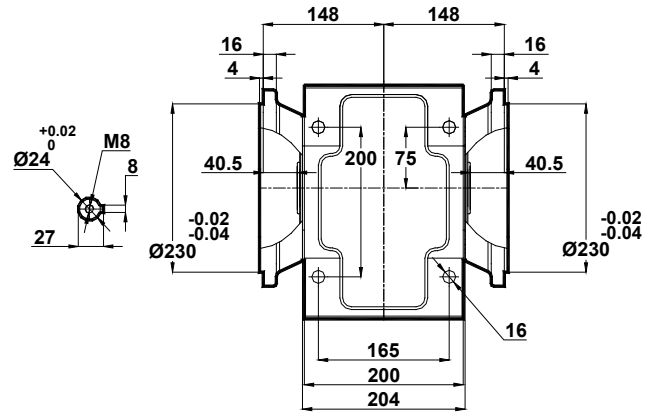
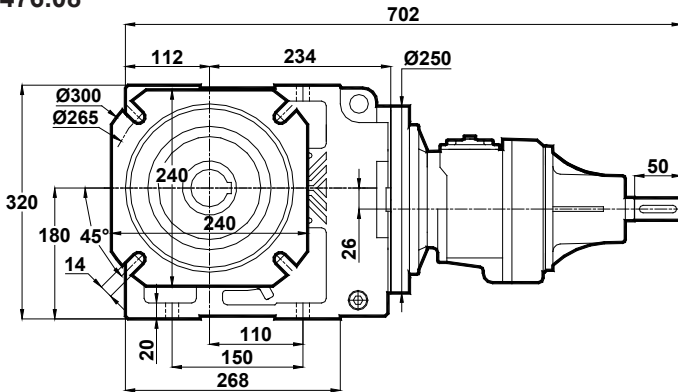
# Tabelle dimensionali

## Dimension Pages

### Abmessungsseiten

Foro di centraggio filettato secondo DIN 332 foglio 2 / Tapped center hole to DIN 332, sheet 2 / Zentrierung mit gewinde DIN 332, Blatt 2

KT475.08  
KT476.08





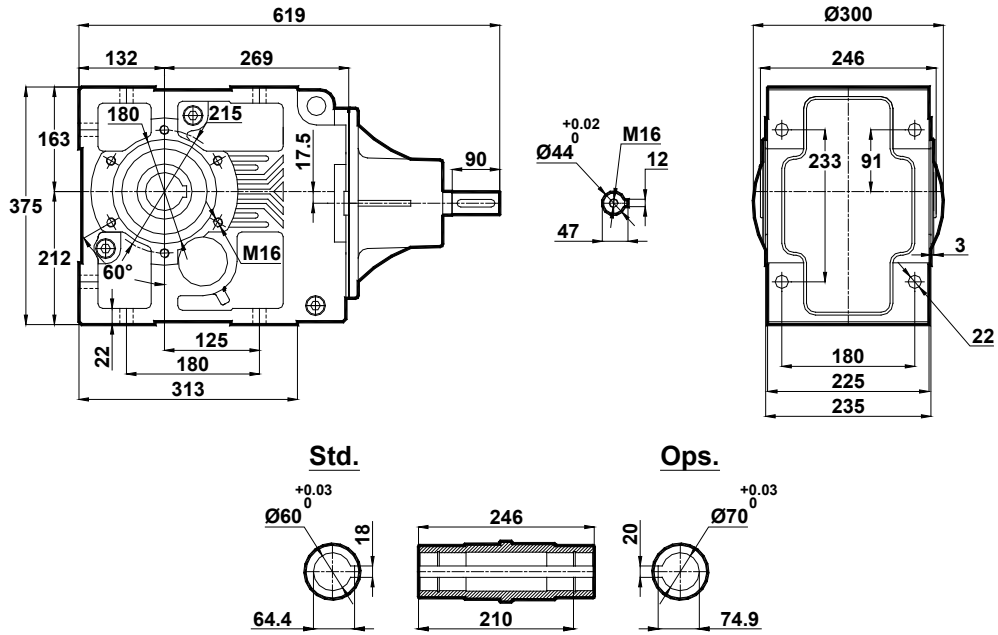
# Tabelle dimensionali

## Dimension Pages

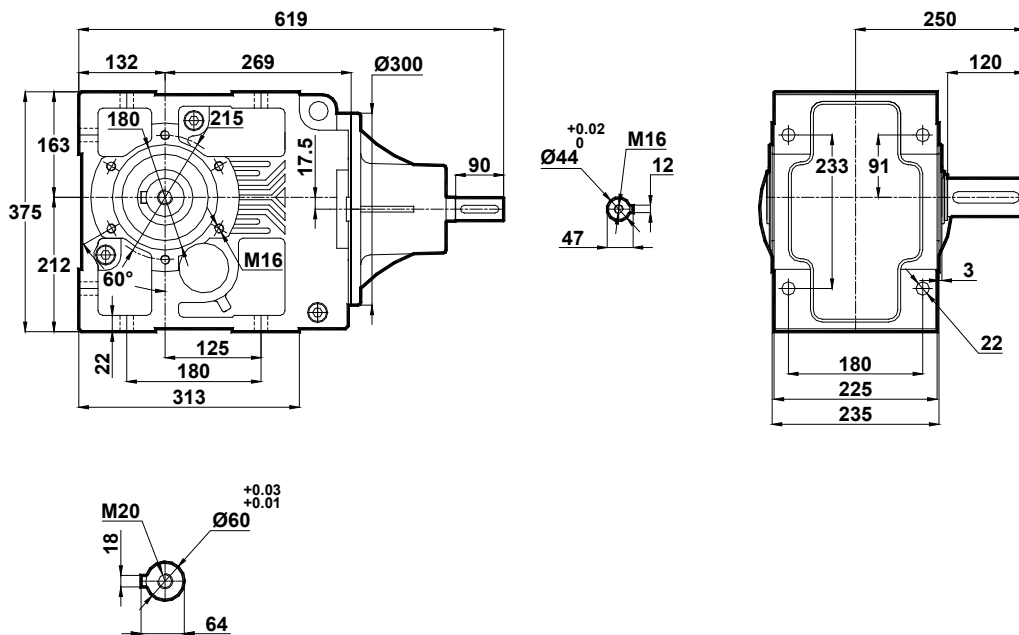
## Abmessungsseiten

Foro di centraggio filettato secondo DIN 332 foglio 2 / Tapped center hole to DIN 332, sheet 2 / Zentrierung mit gewinde DIN 332, Blatt 2

KT573.00



KT573.01





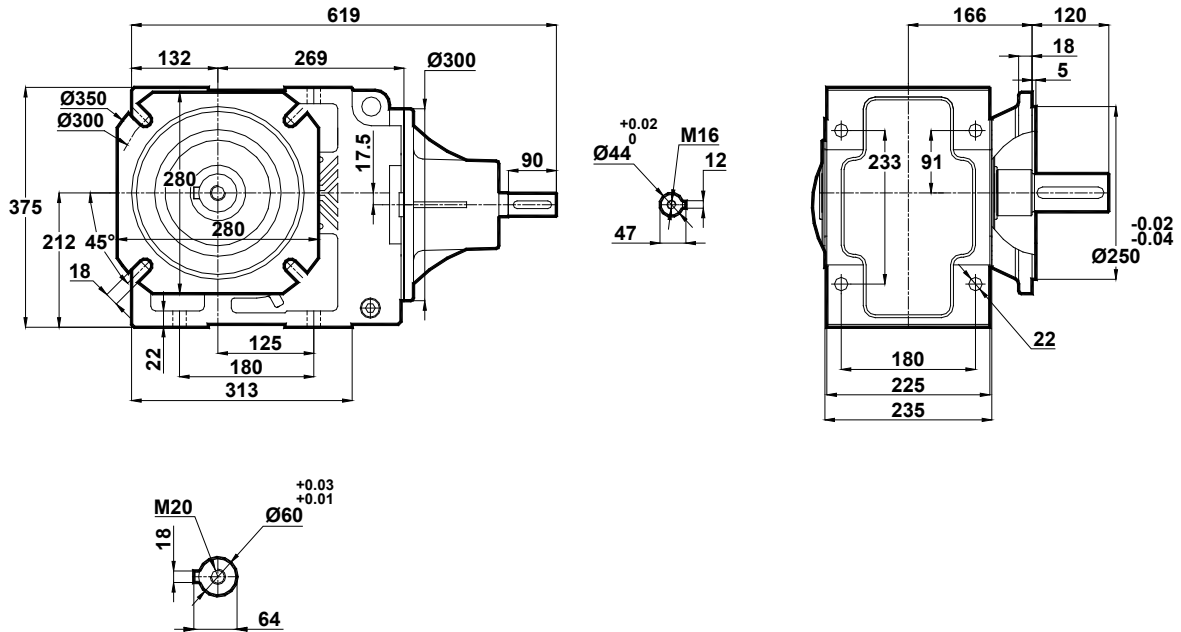
# Tabelle dimensionali

## Dimension Pages

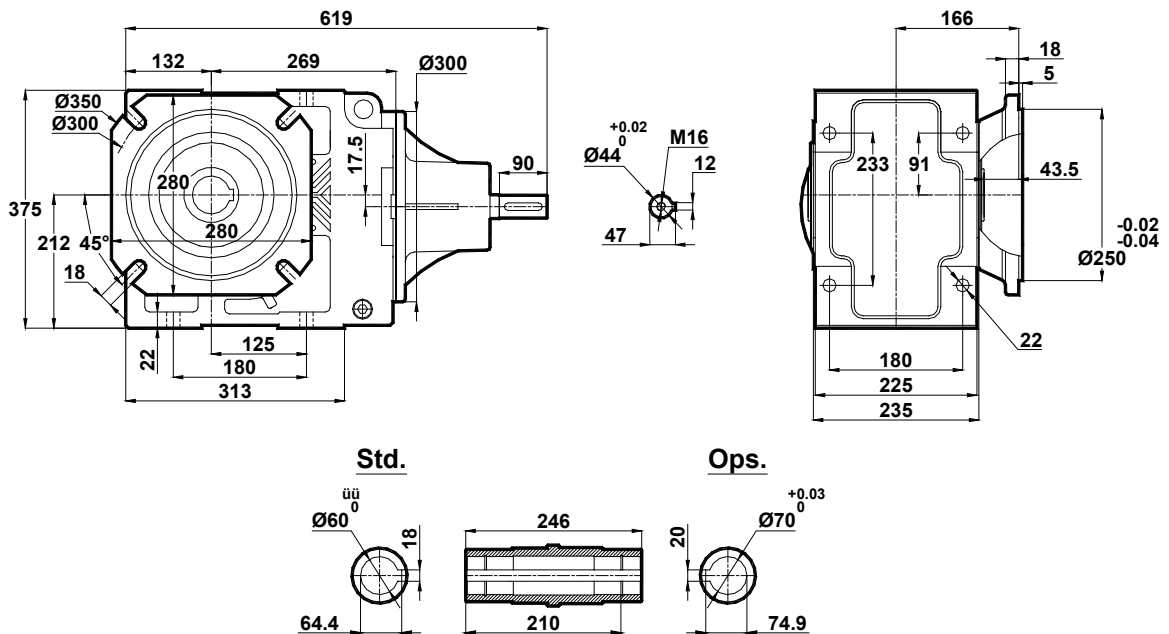
### Abmessungsseiten

Foro di centraggio filettato secondo DIN 332 foglio 2 / Tapped center hole to DIN 332, sheet 2 / Zentrierung mit gewinde DIN 332, Blatt 2

KT573.02



KT573.03





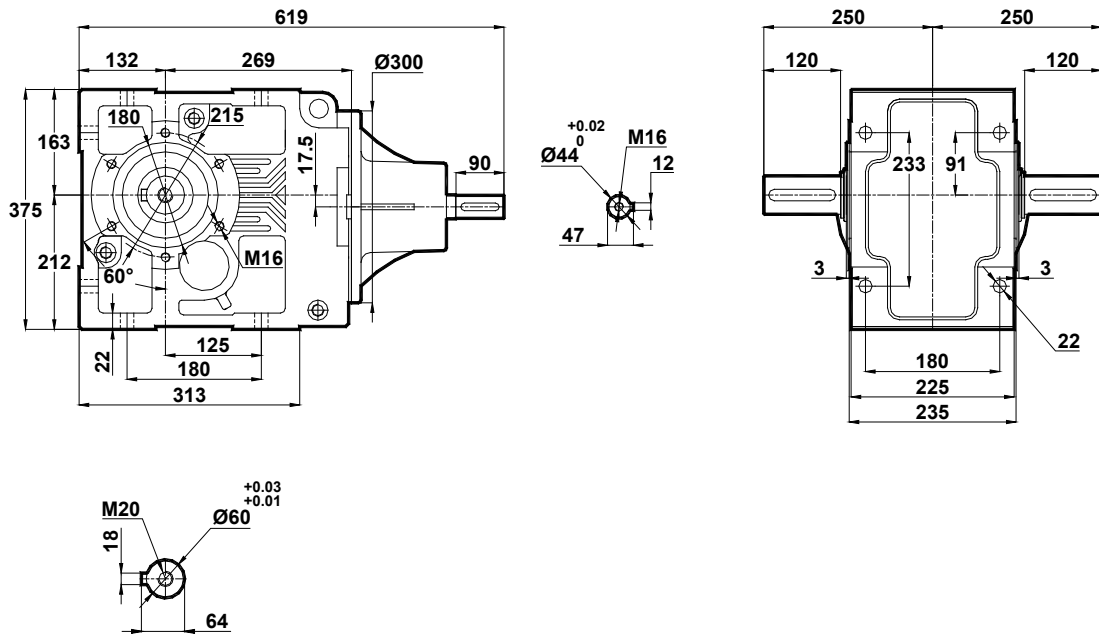
# Tabelle dimensionali

## Dimension Pages

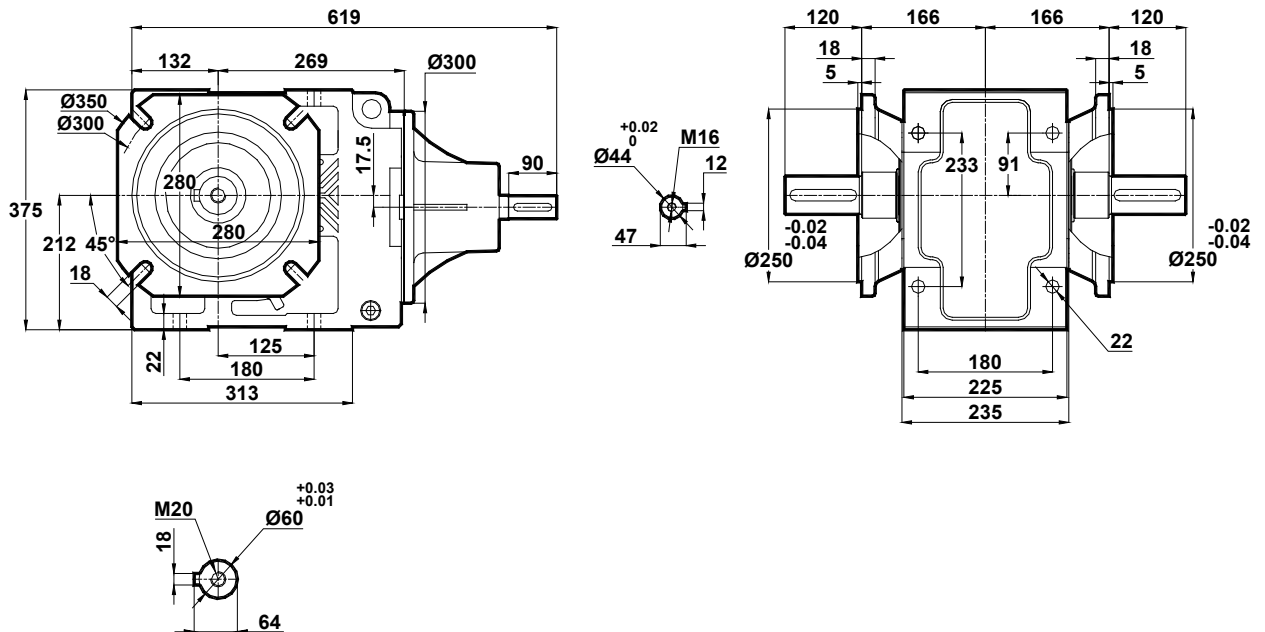
### Abmessungsseiten

Foro di centraggio filettato secondo DIN 332 foglio 2 / Tapped center hole to DIN 332, sheet 2 / Zentrierung mit gewinde DIN 332, Blatt 2

#### KT573.04



#### KT573.05





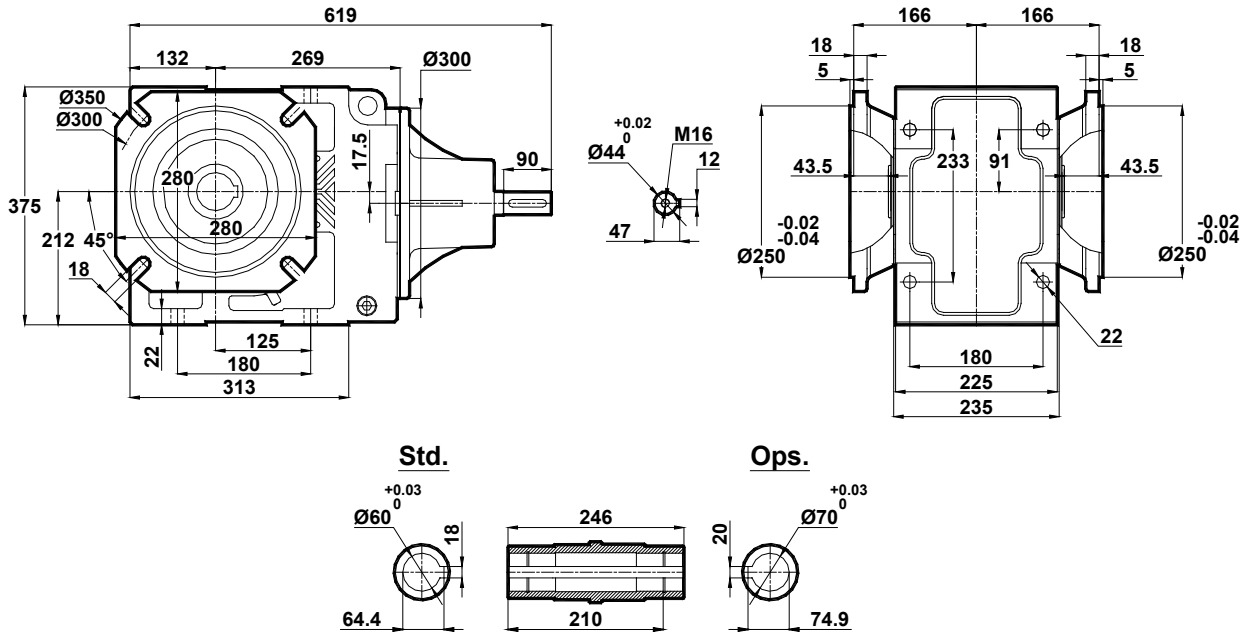
# Tabelle dimensionali

## Dimension Pages

### Abmessungsseiten

Foro di centraggio filettato secondo DIN 332 foglio 2 / Tapped center hole to DIN 332, sheet 2 / Zentrierung mit gewinde DIN 332, Blatt 2

KT573.08





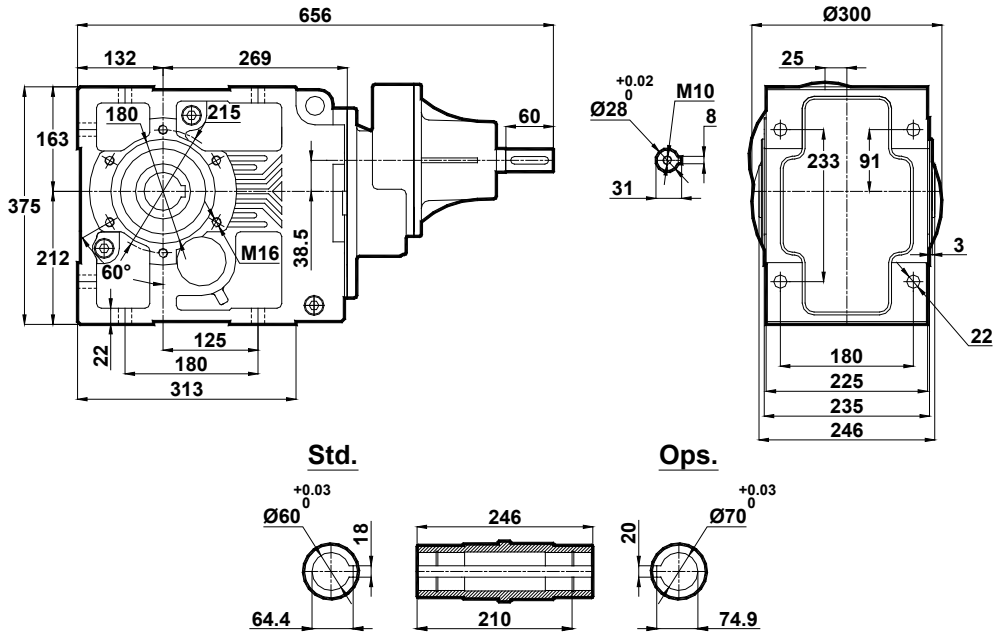
# Tabelle dimensionali

## Dimension Pages

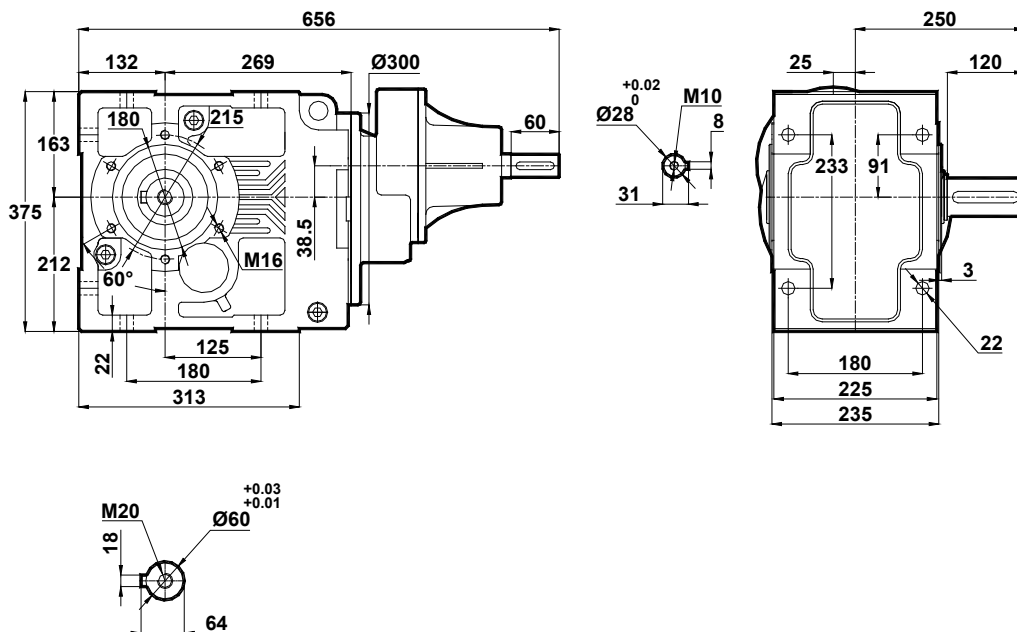
## Abmessungsseiten

Foro di centraggio filettato secondo DIN 332 foglio 2 / Tapped center hole to DIN 332, sheet 2 / Zentrierung mit gewinde DIN 332, Blatt 2

KT574.00



KT574.01







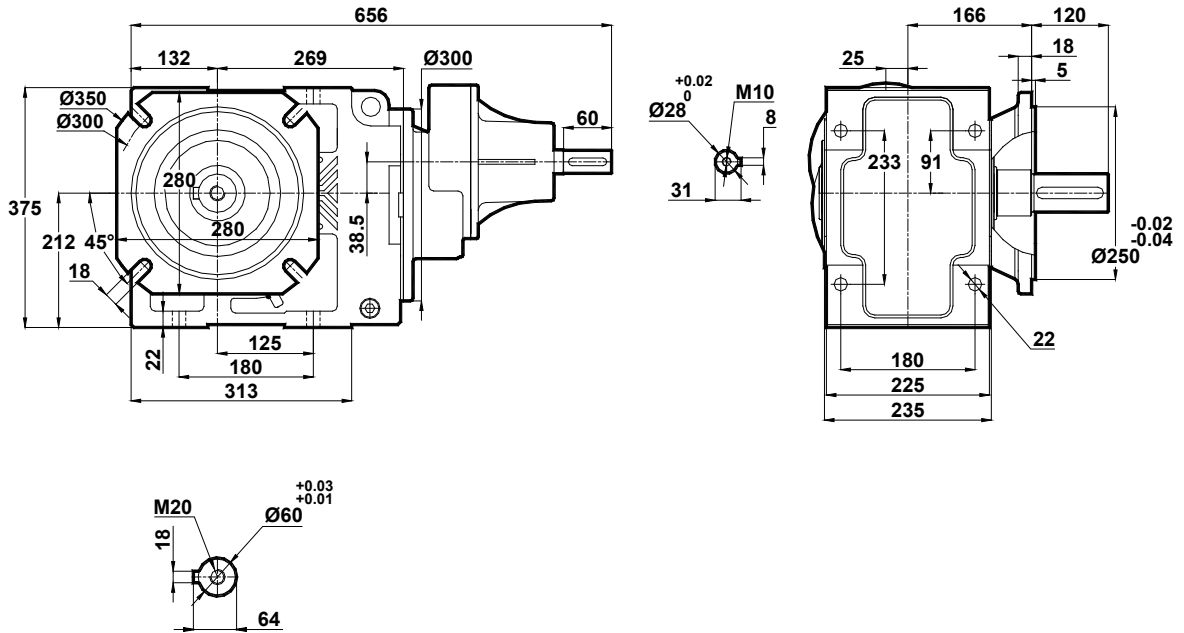
# Tabelle dimensionali

## Dimension Pages

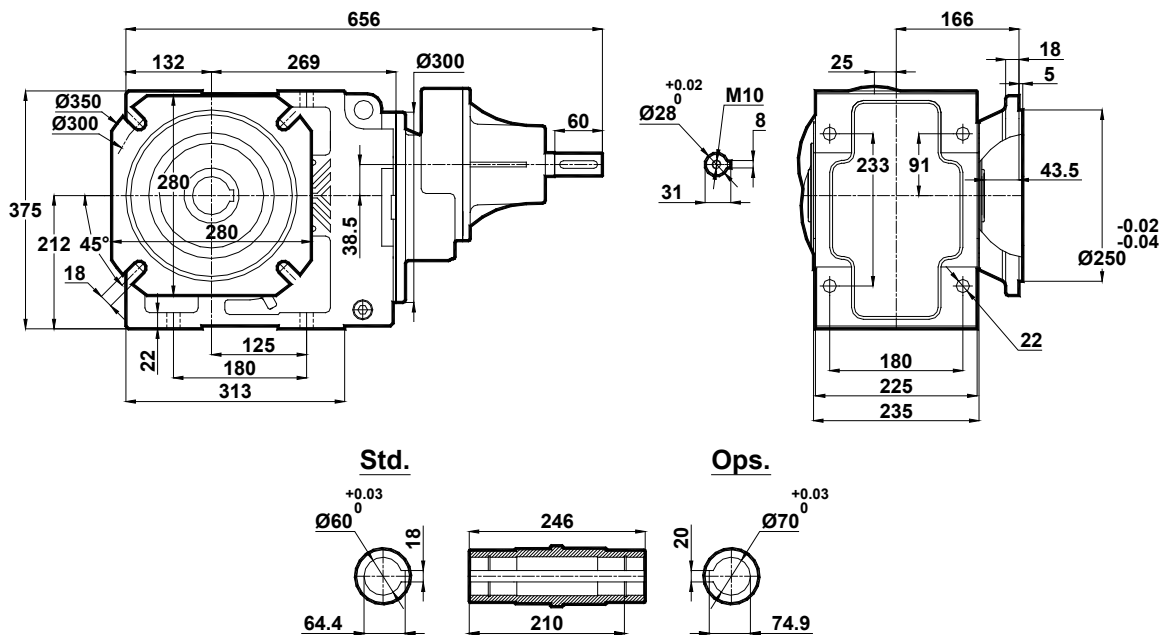
### Abmessungsseiten

Foro di centraggio filettato secondo DIN 332 foglio 2 / Tapped center hole to DIN 332, sheet 2 / Zentrierung mit gewinde DIN 332, Blatt 2

KT574.02



KT574.03



Std.

Ops.



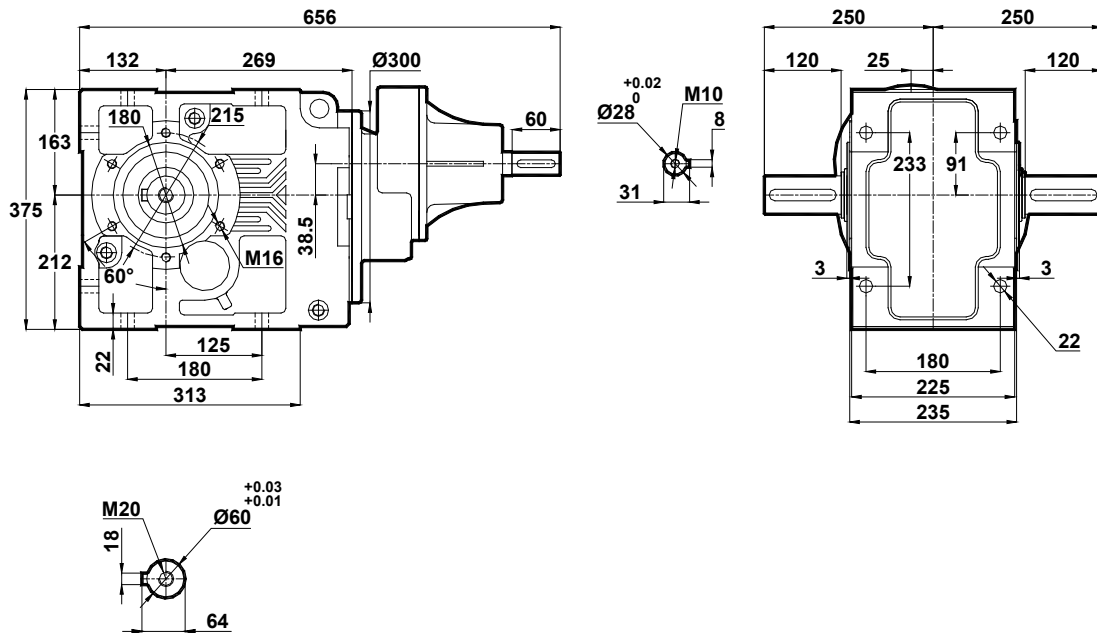
# Tabella dimensionali

## Dimension Pages

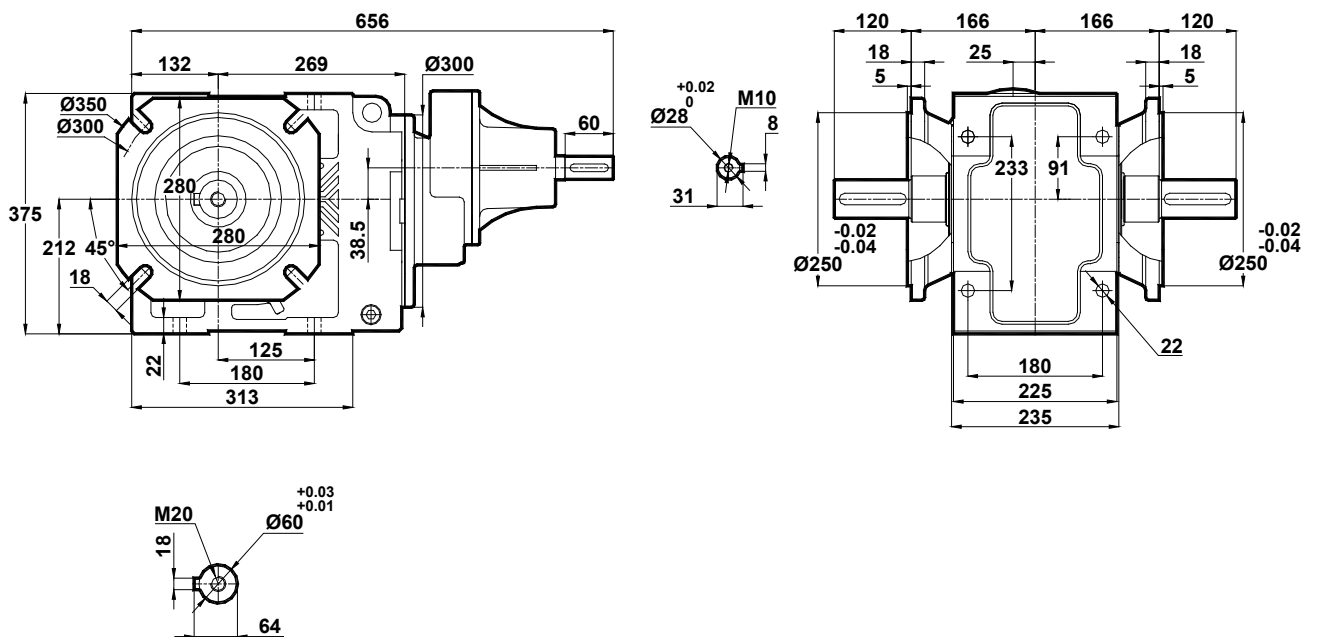
## Abmessungsseiten

Foro di centraggio filettato secondo DIN 332 foglio 2 / Tapped center hole to DIN 332, sheet 2 / Zentrierung mit gewinde DIN 332, Blatt 2

KT574.04



KT574.05





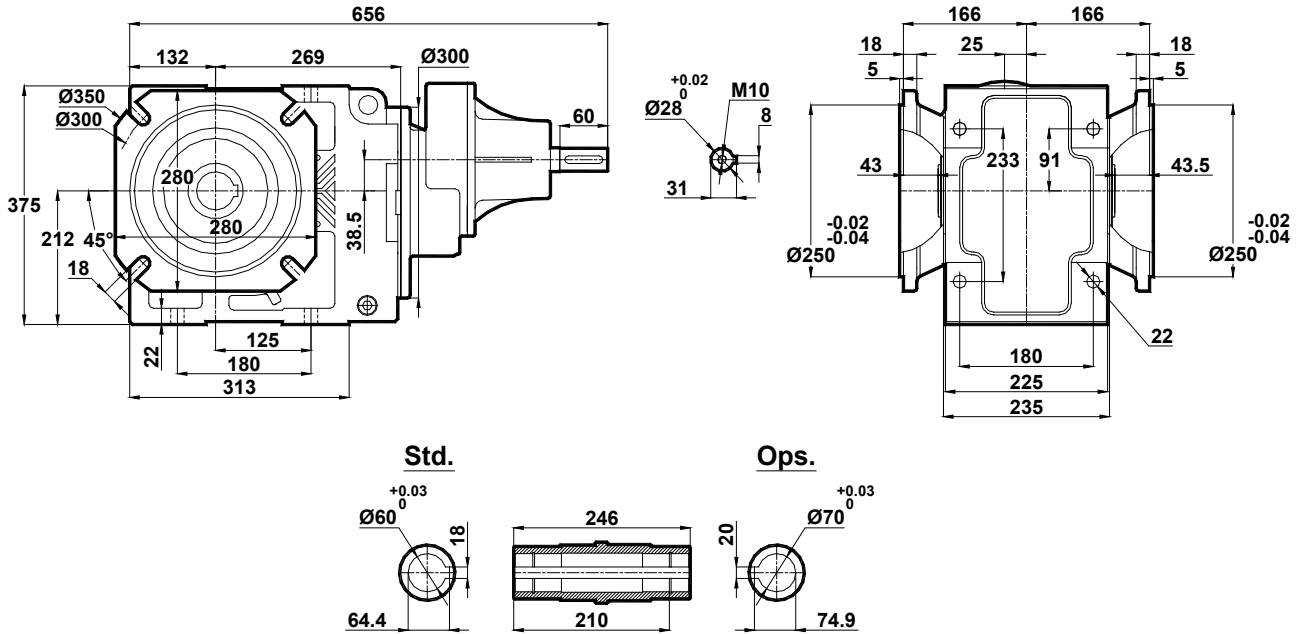
# Tabelle dimensionali

## Dimension Pages

### Abmessungsseiten

Foro di centraggio filettato secondo DIN 332 foglio 2 / Tapped center hole to DIN 332, sheet 2 / Zentrierung mit gewinde DIN 332, Blatt 2

KT574.08





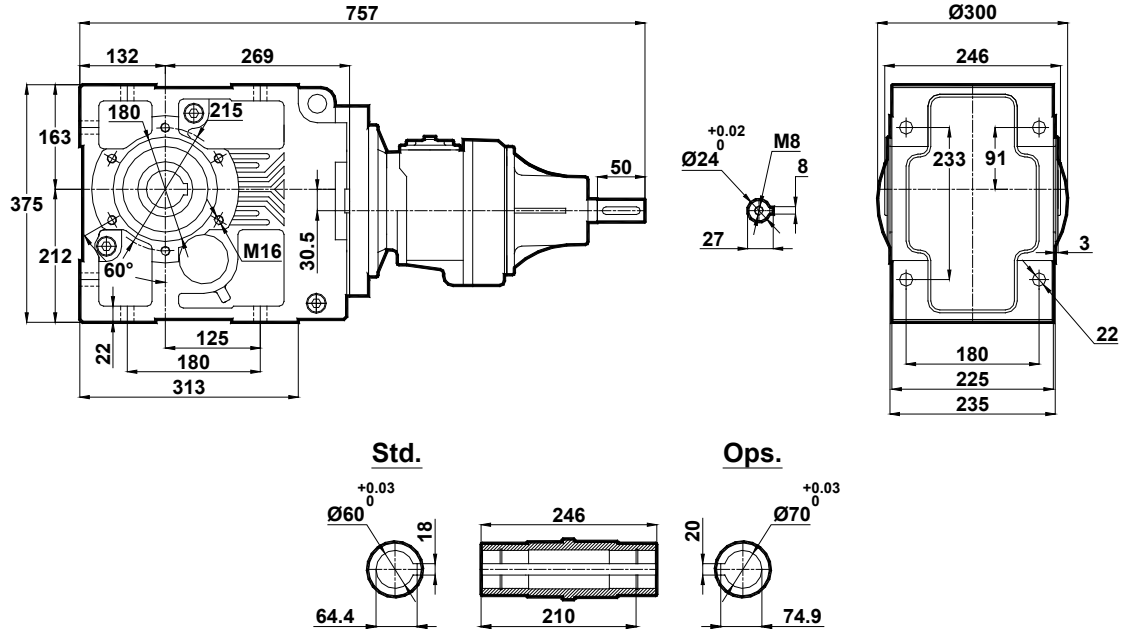
# Tabelle dimensionali

## Dimension Pages

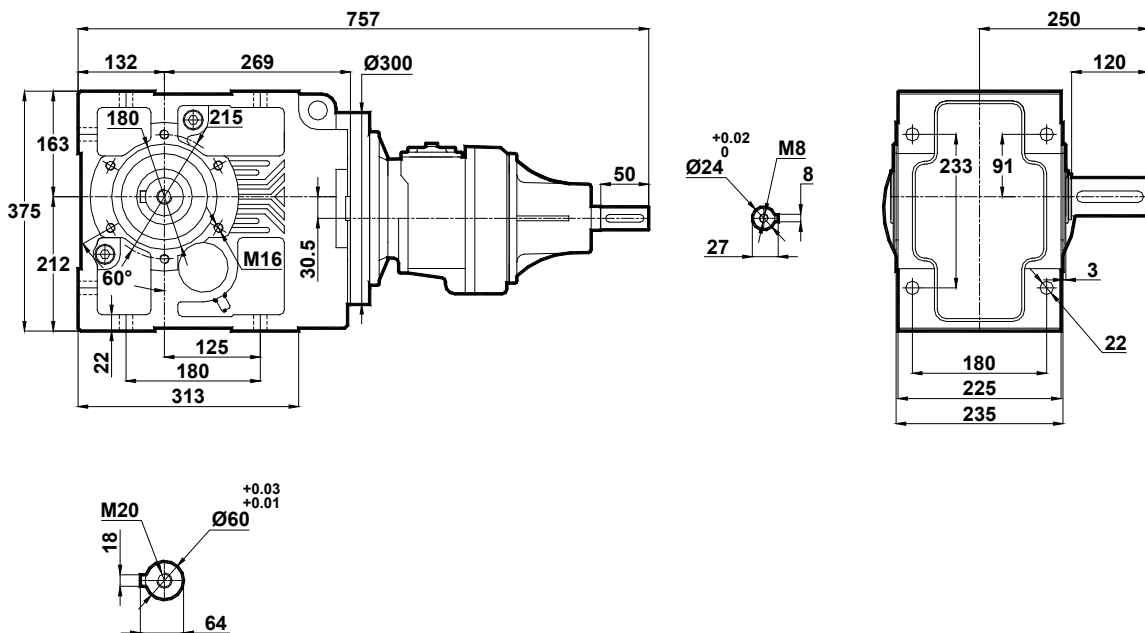
## Abmessungsseiten

Foro di centraggio filettato secondo DIN 332 foglio 2 / Tapped center hole to DIN 332, sheet 2 / Zentrierung mit gewinde DIN 332, Blatt 2

KT575.00  
KT576.00



KT575.01  
KT576.01





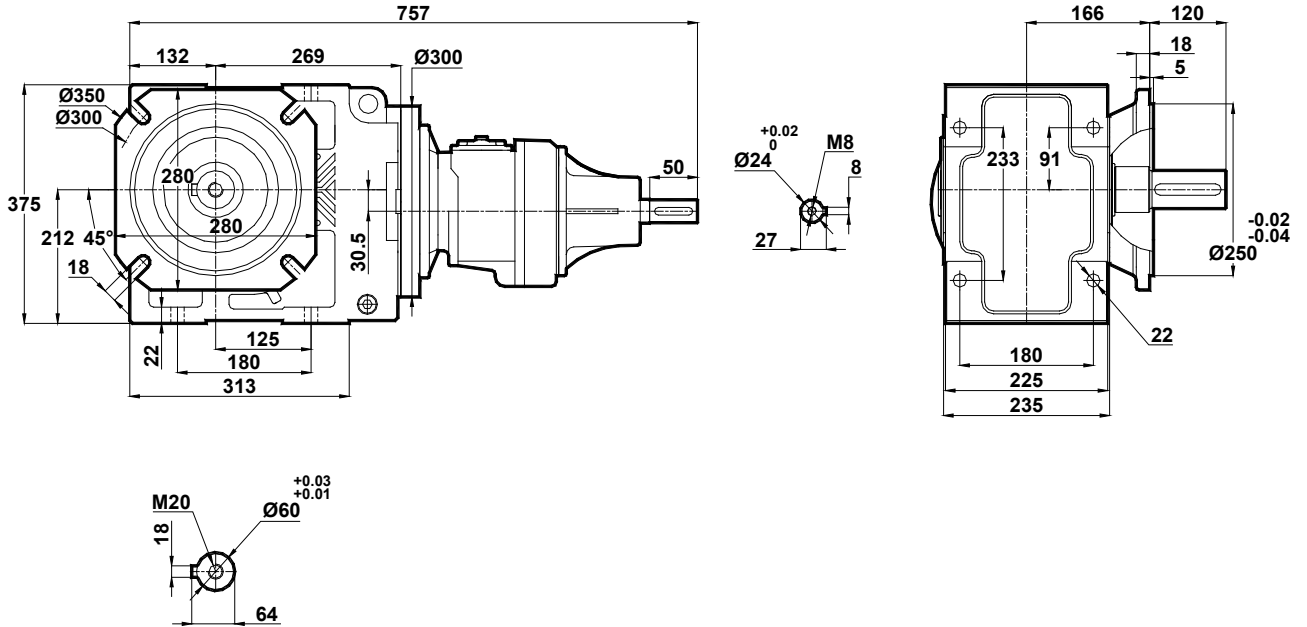
# Tabelle dimensionali

## Dimension Pages

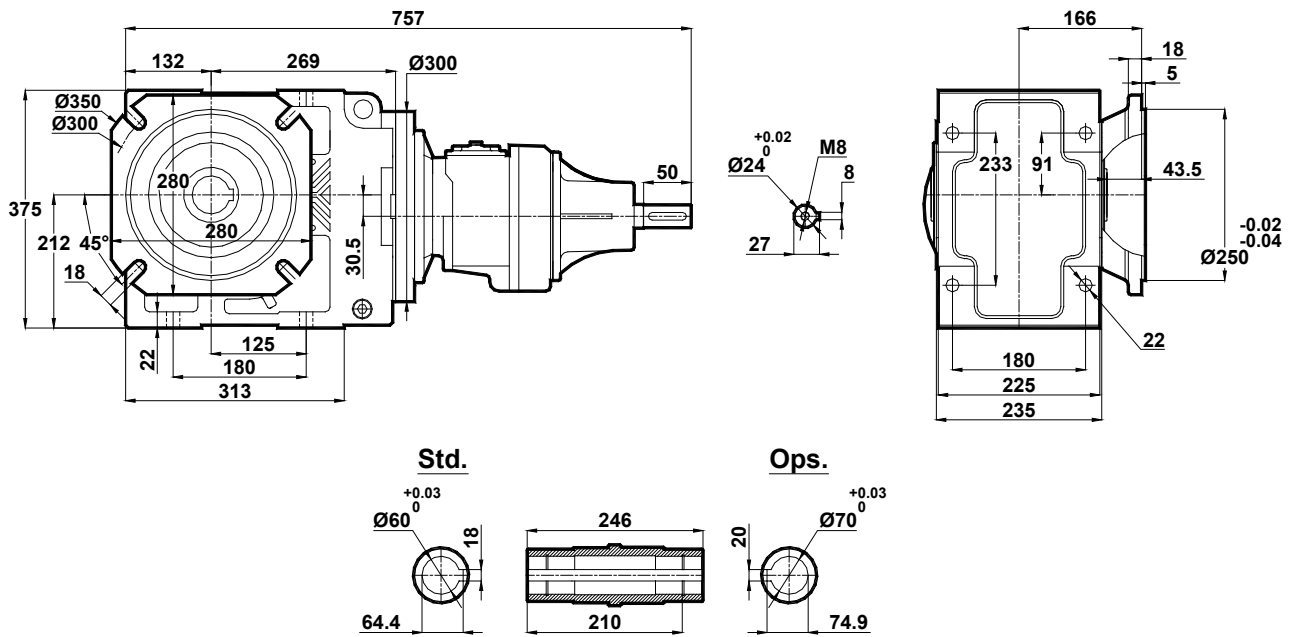
### Abmessungsseiten

Foro di centraggio filettato secondo DIN 332 foglio 2 / Tapped center hole to DIN 332, sheet 2 / Zentrierung mit gewinde DIN 332, Blatt 2

KT575.02  
KT576.02



KT575.03  
KT576.03





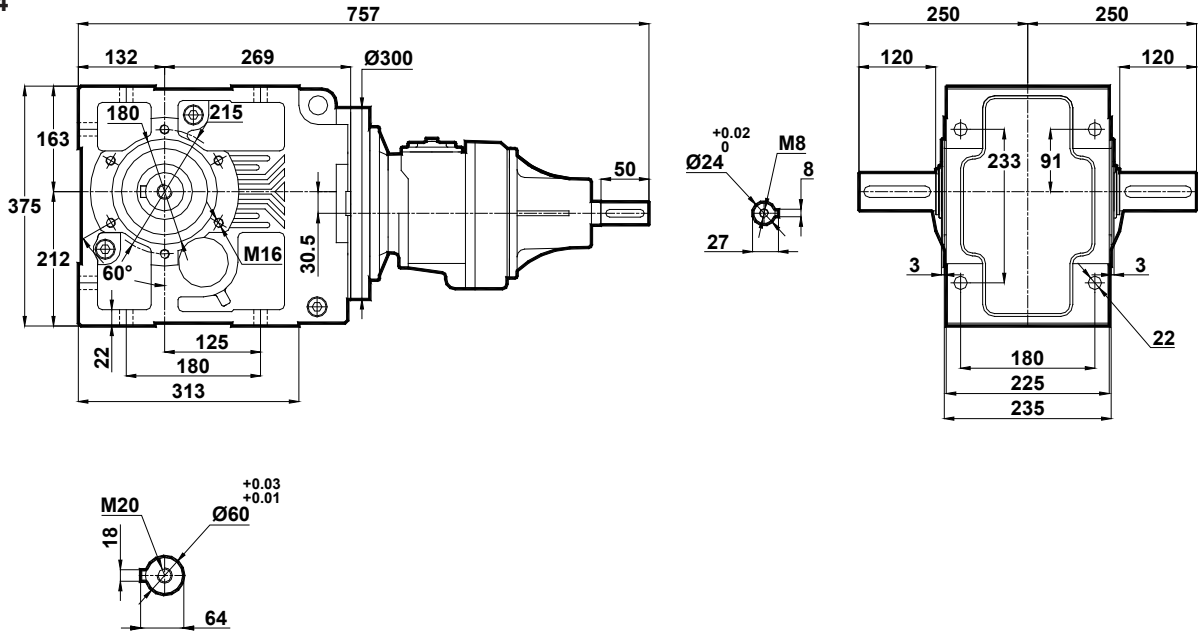
# Tabelle dimensionali

## Dimension Pages

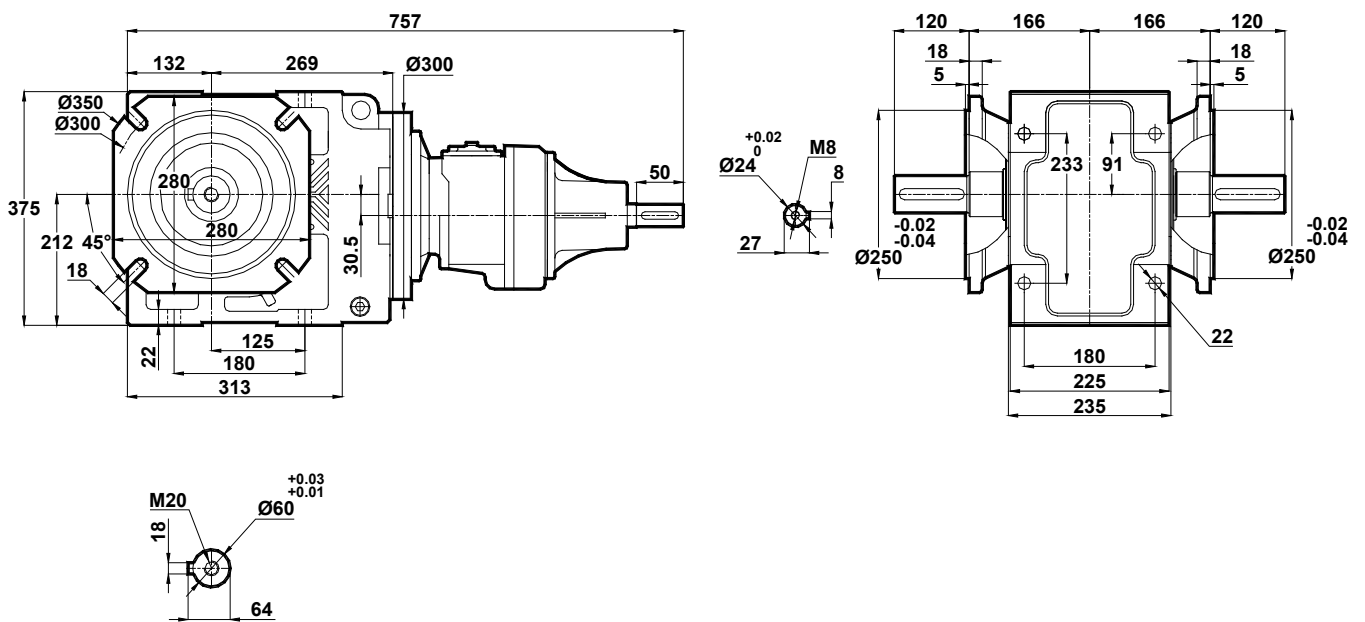
### Abmessungsseiten

Foro di centraggio filettato secondo DIN 332 foglio 2 / Tapped center hole to DIN 332, sheet 2 / Zentrierung mit gewinde DIN 332, Blatt 2

KT575.04  
KT576.04



KT575.05  
KT576.05





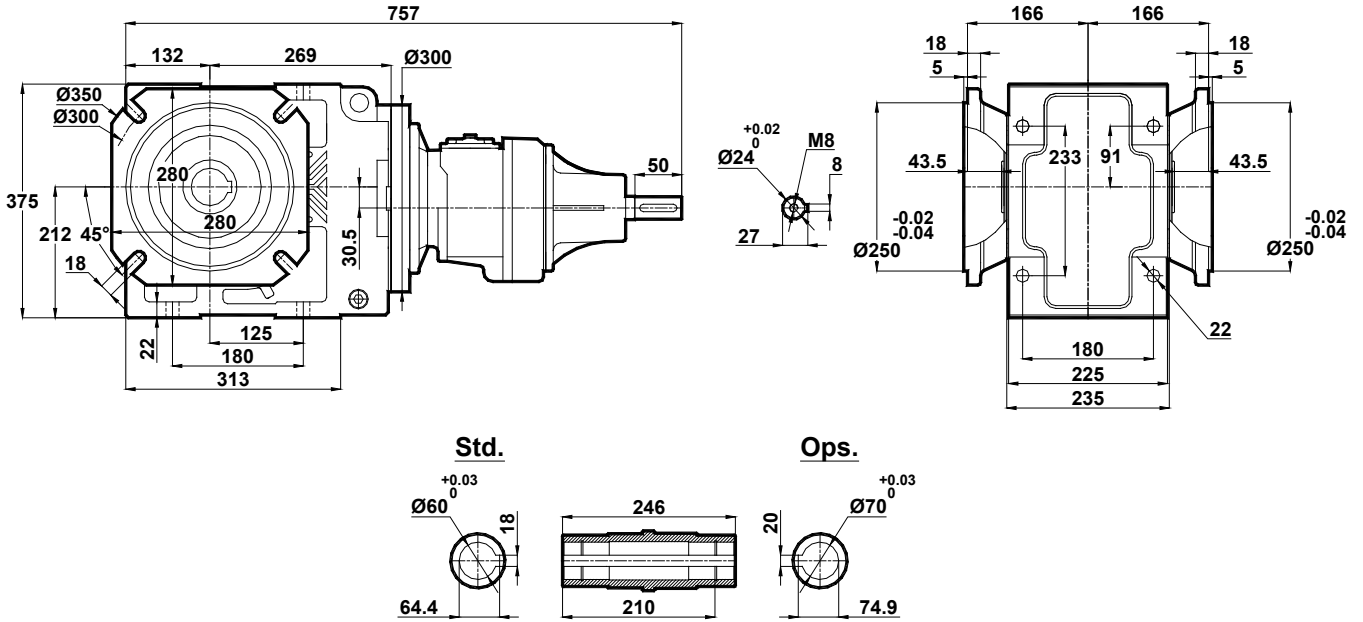
# Tabelle dimensionali

## Dimension Pages

### Abmessungsseiten

Foro di centraggio filettato secondo DIN 332 foglio 2 / Tapped center hole to DIN 332, sheet 2 / Zentrierung mit gewinde DIN 332, Blatt 2

KT575.08  
KT576.08





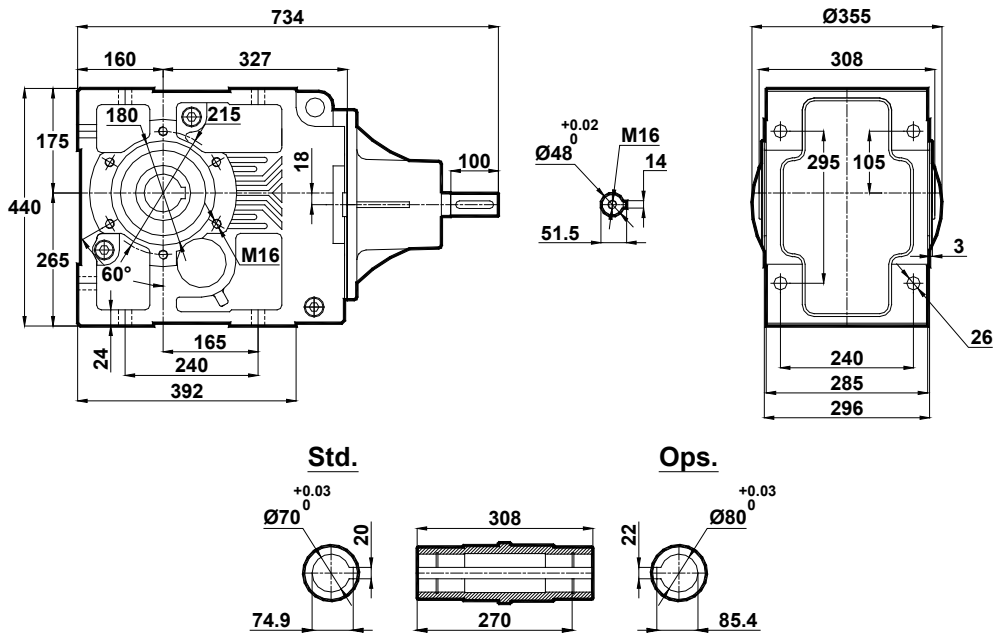
# Tabelle dimensionali

## Dimension Pages

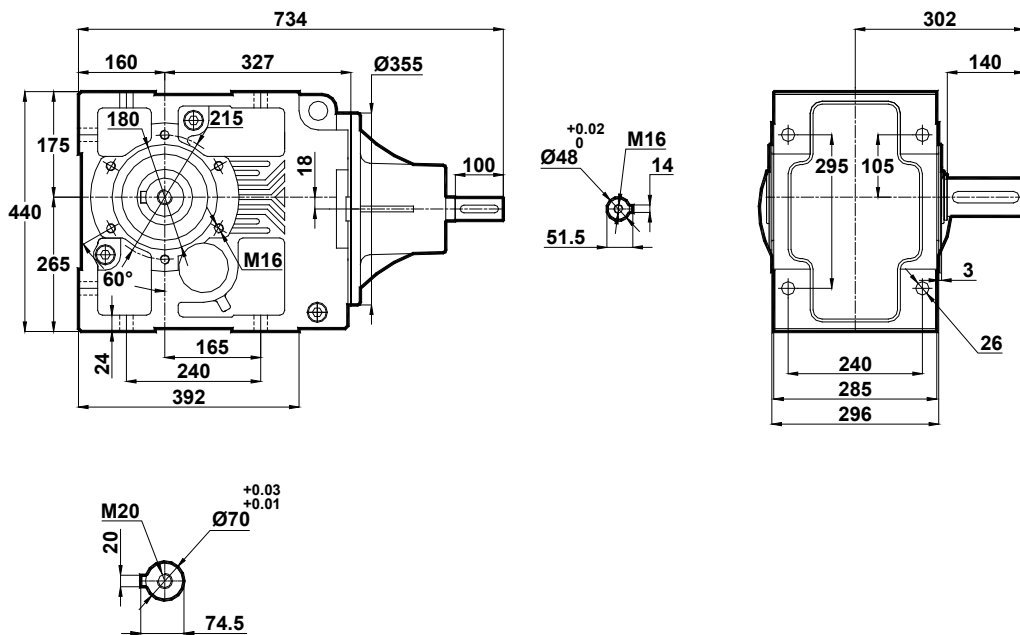
## Abmessungsseiten

Foro di centraggio filettato secondo DIN 332 foglio 2 / Tapped center hole to DIN 332, sheet 2 / Zentrierung mit gewinde DIN 332, Blatt 2

### KT673.00



### KT673.01







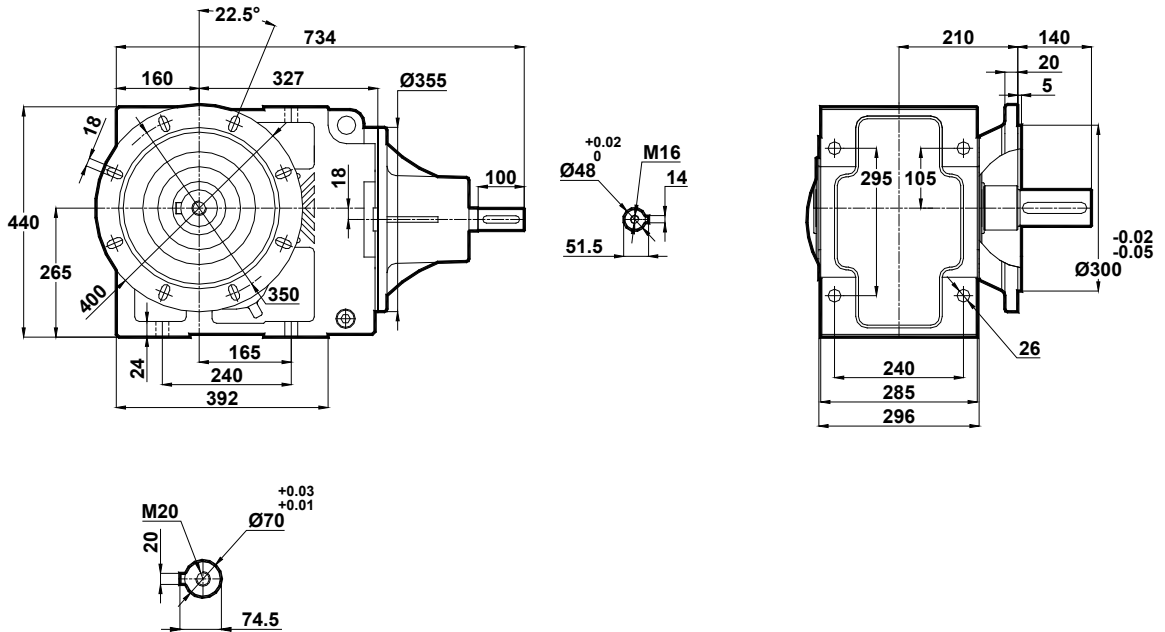
# Tabelle dimensionali

## Dimension Pages

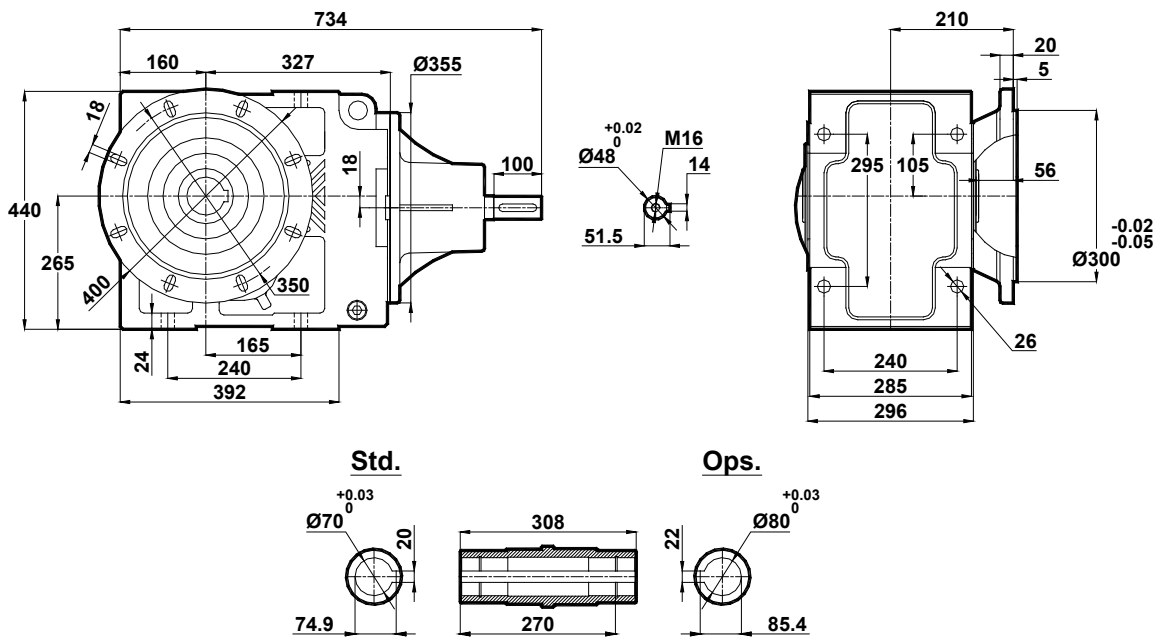
### Abmessungsseiten

Foro di centraggio filettato secondo DIN 332 foglio 2 / Tapped center hole to DIN 332, sheet 2 / Zentrierung mit gewinde DIN 332, Blatt 2

KT673.02



KT673.03





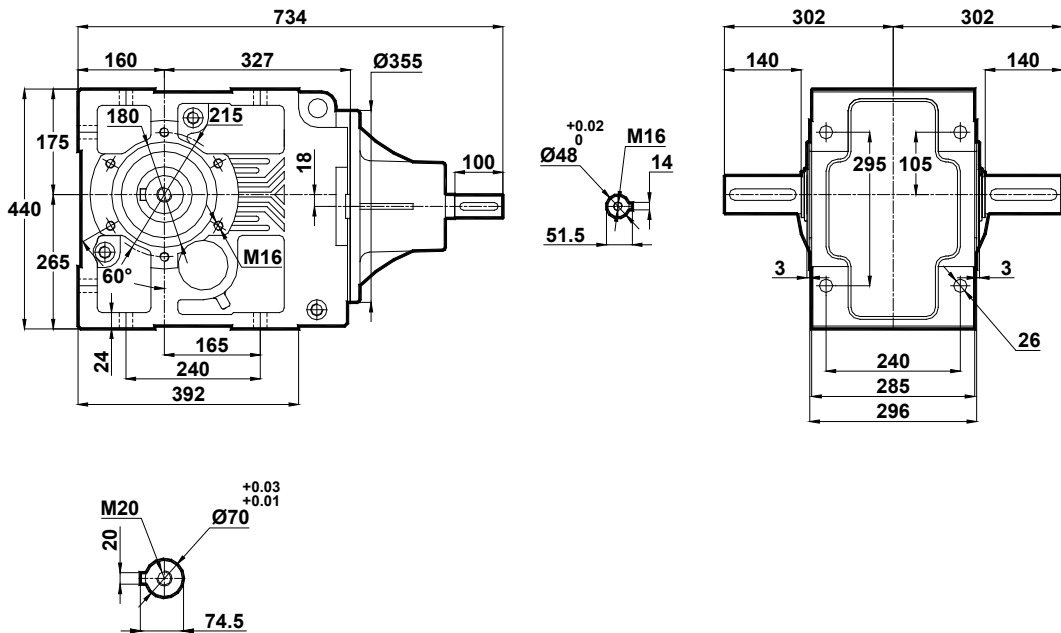
# Tabelle dimensionali

## Dimension Pages

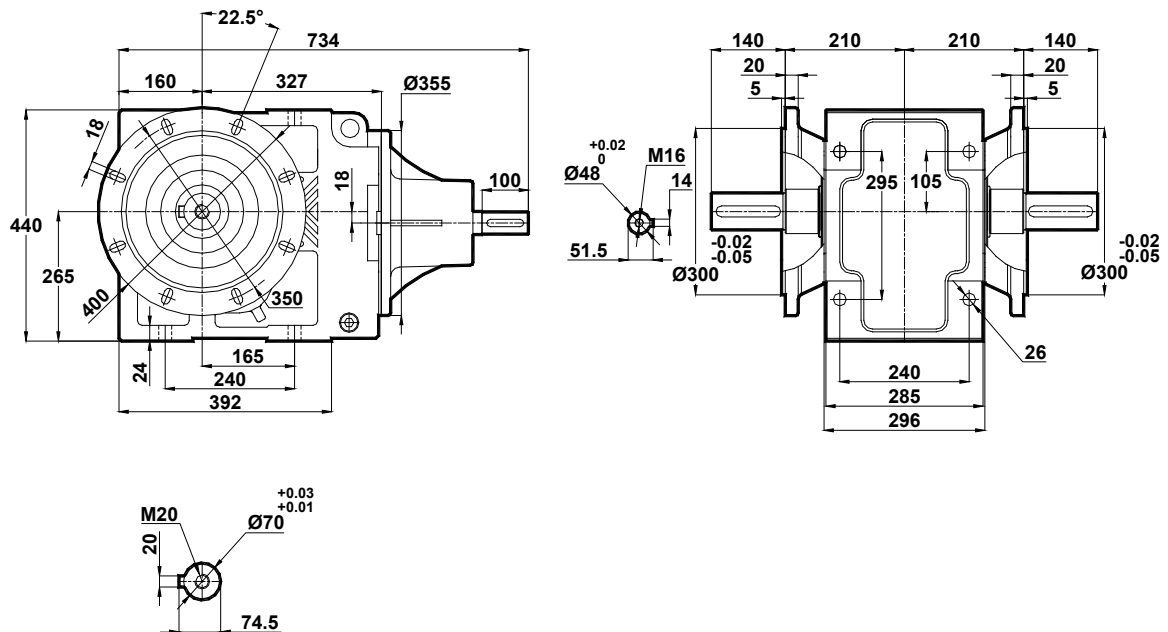
### Abmessungsseiten

Foro di centraggio filettato secondo DIN 332 foglio 2 / Tapped center hole to DIN 332, sheet 2 / Zentrierung mit gewinde DIN 332, Blatt 2

#### KT673.04



#### KT673.05







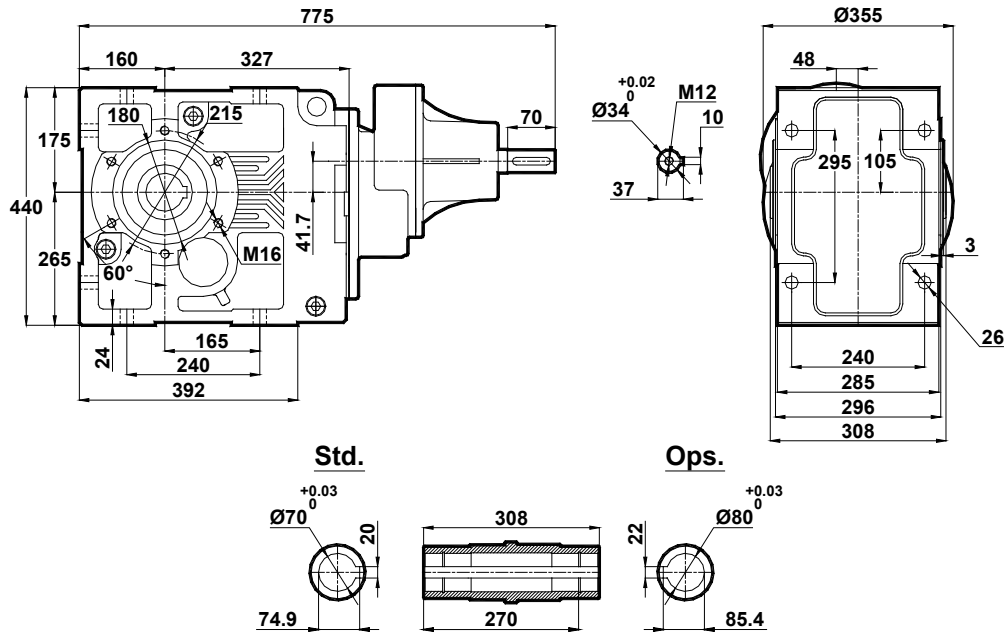
# Tabelle dimensionali

## Dimension Pages

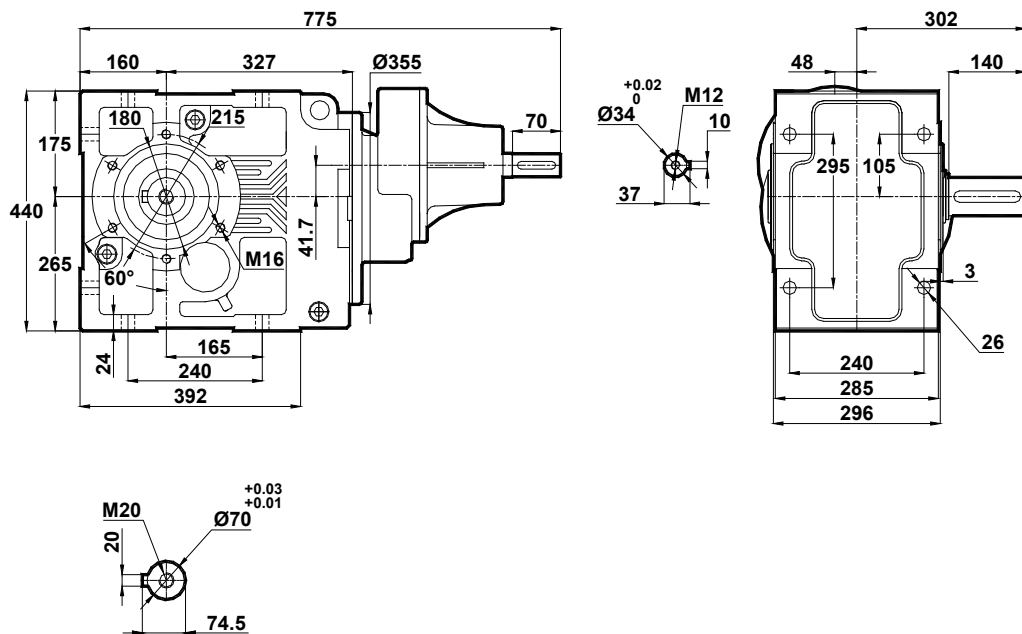
## Abmessungsseiten

Foro di centraggio filettato secondo DIN 332 foglio 2 / Tapped center hole to DIN 332, sheet 2 / Zentrierung mit gewinde DIN 332, Blatt 2

### KT674.00



### KT674.01





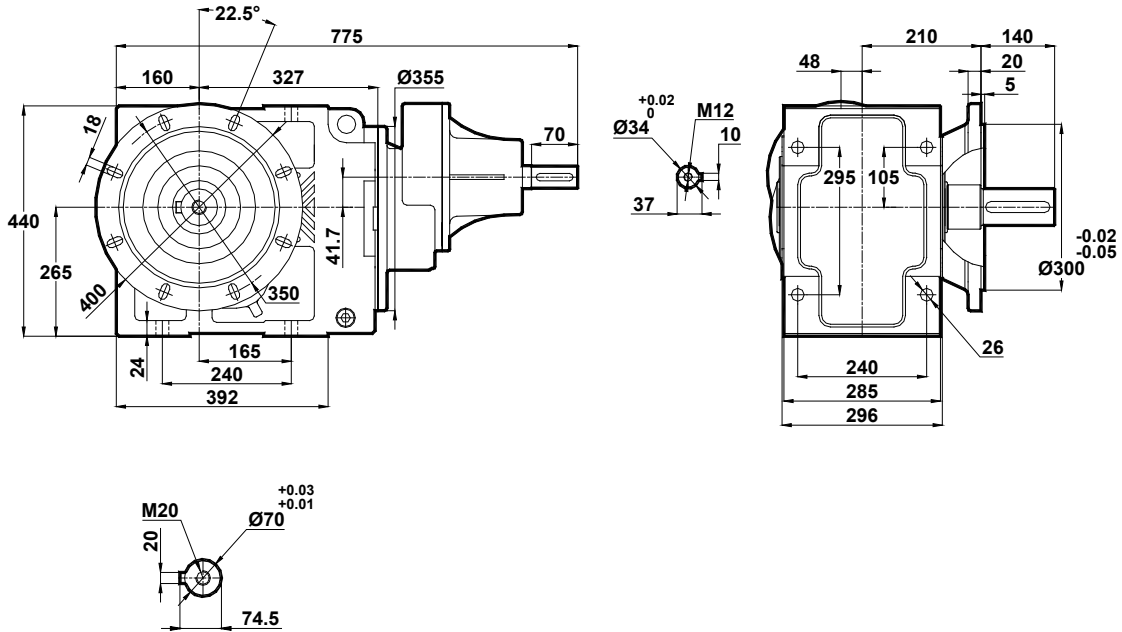
# Tabelle dimensionali

## Dimension Pages

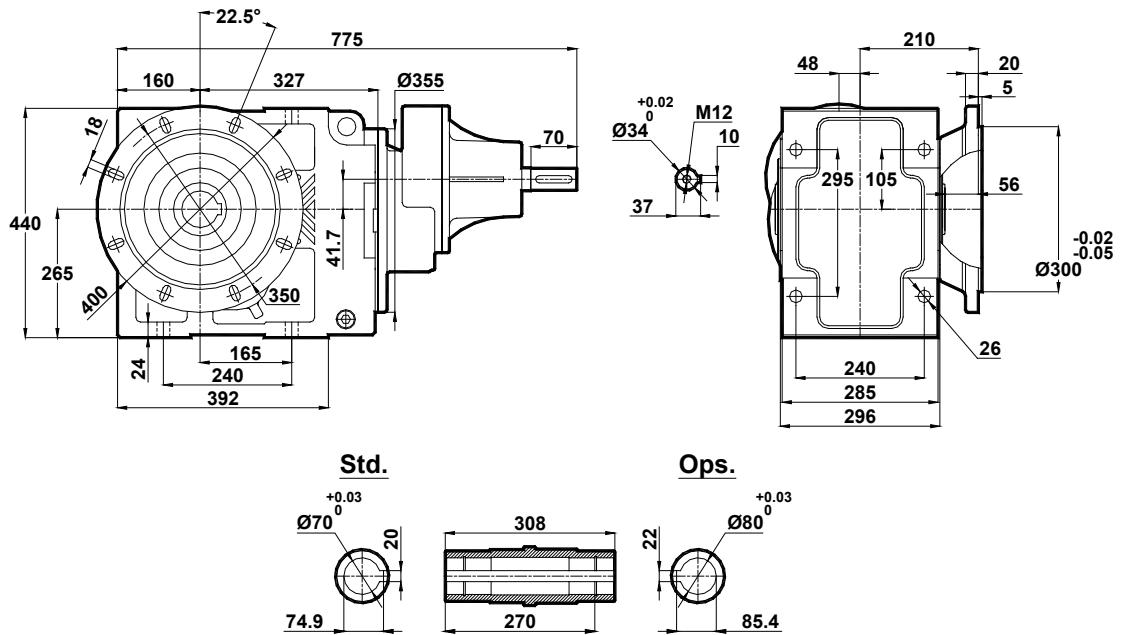
### Abmessungsseiten


Foro di centraggio filettato secondo DIN 332 foglio 2 / Tapped center hole to DIN 332, sheet 2 / Zentrierung mit gewinde DIN 332, Blatt 2

#### KT674.02



#### KT674.03





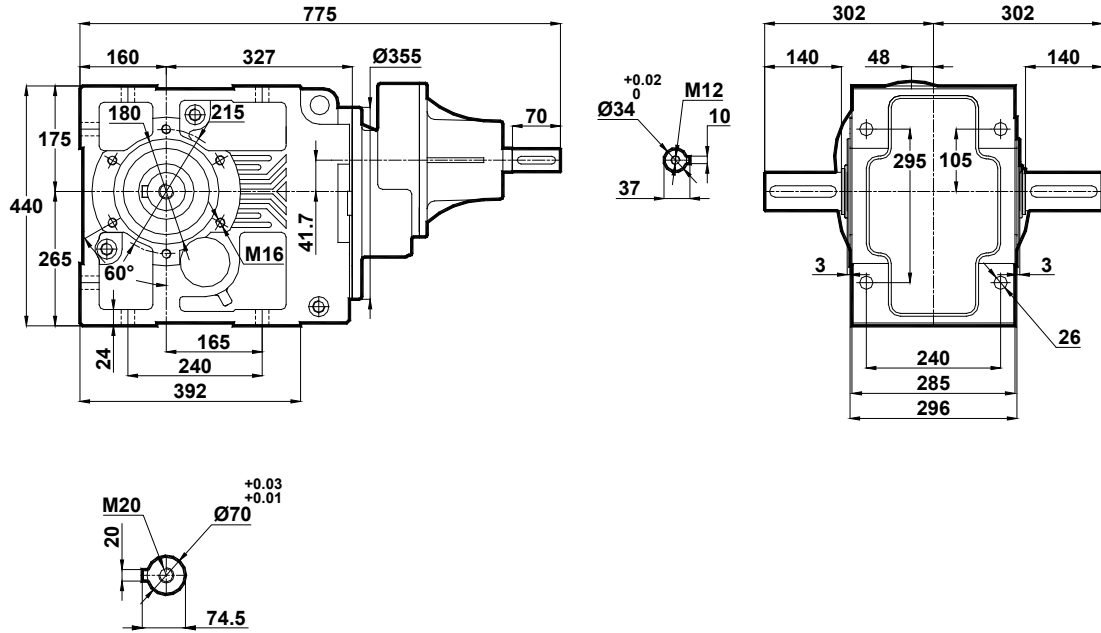
# Tabelle dimensionali

## Dimension Pages

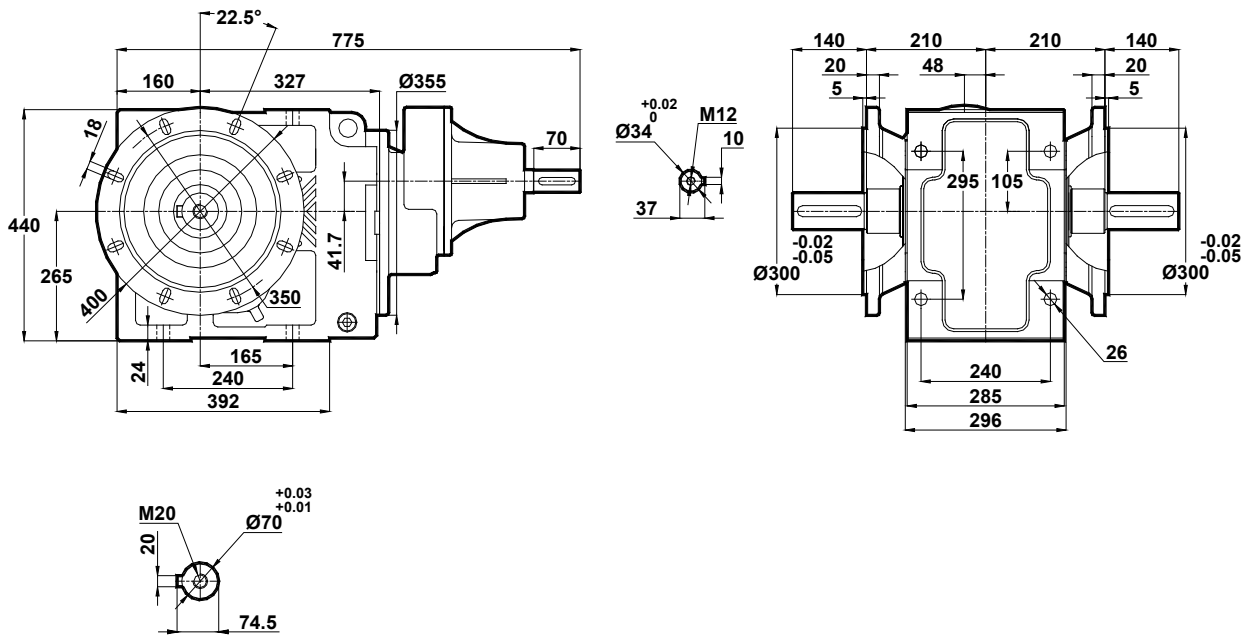
## Abmessungsseiten

Foro di centraggio filettato secondo DIN 332 foglio 2 / Tapped center hole to DIN 332, sheet 2 / Zentrierung mit gewinde DIN 332, Blatt 2

### KT674.04



### KT674.05





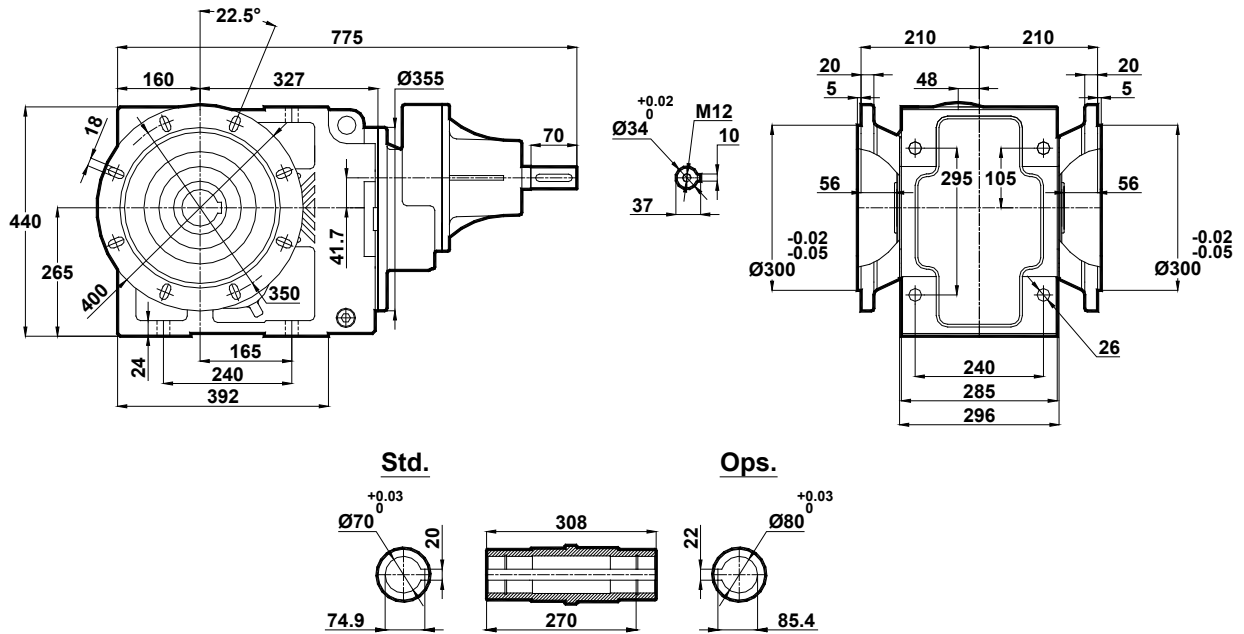
# Tabelle dimensionali


## Dimension Pages

### Abmessungsseiten

Foro di centraggio filettato secondo DIN 332 foglio 2 / Tapped center hole to DIN 332, sheet 2 / Zentrierung mit gewinde DIN 332, Blatt 2

KT674.08





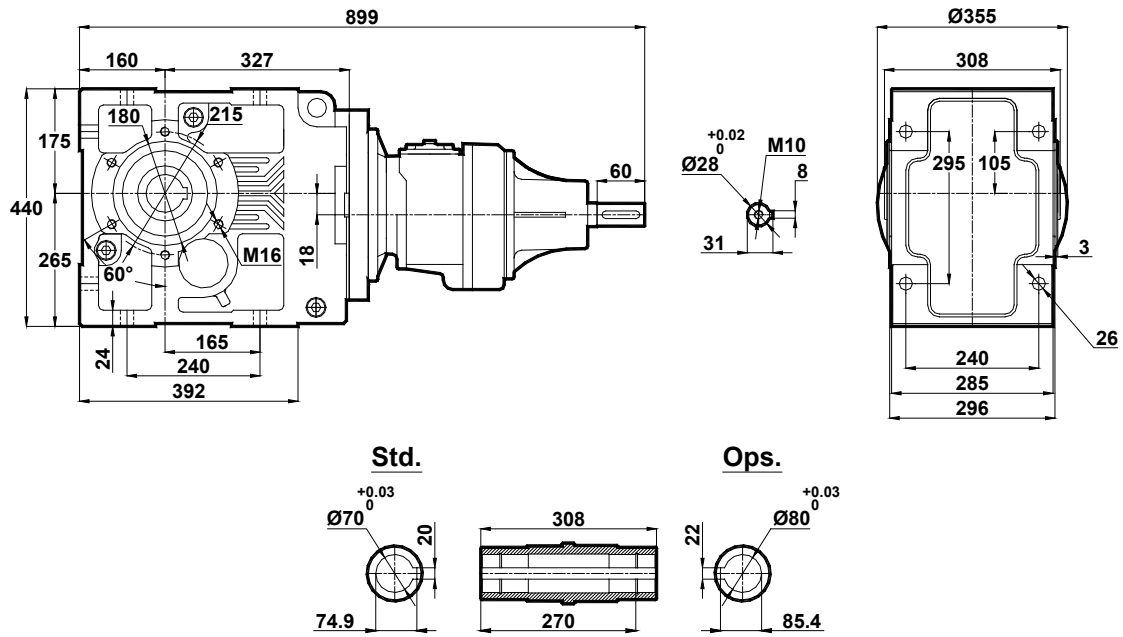
# Tabelle dimensionali

## Dimension Pages

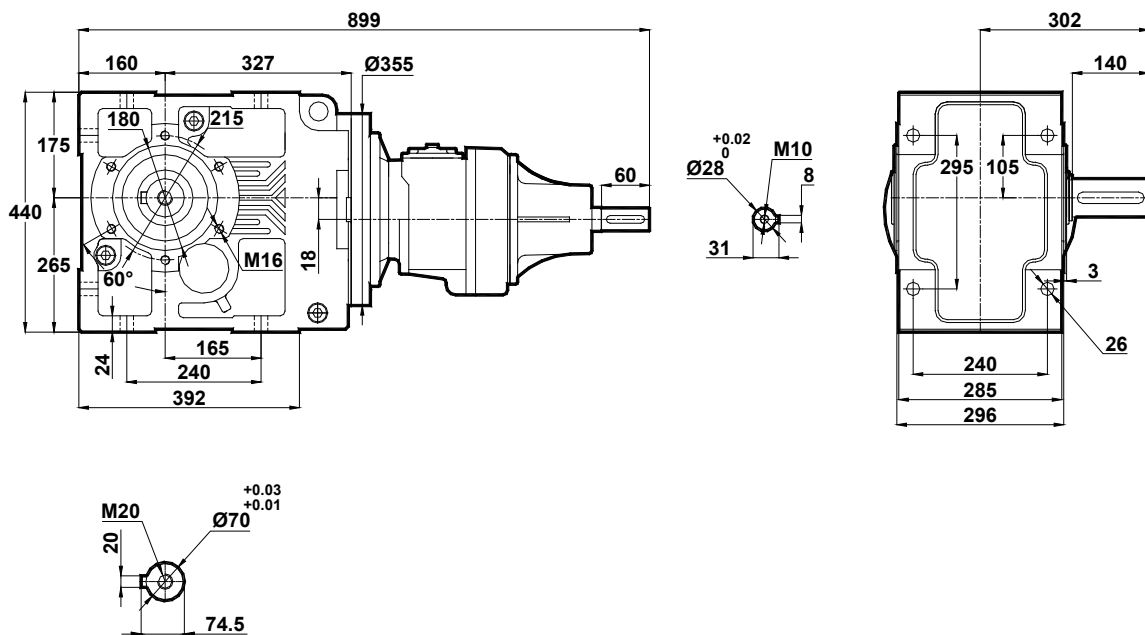
## Abmessungsseiten

Foro di centraggio filettato secondo DIN 332 foglio 2 / Tapped center hole to DIN 332, sheet 2 / Zentrierung mit gewinde DIN 332, Blatt 2

KT675.00  
KT676.00



KT675.01  
KT676.01







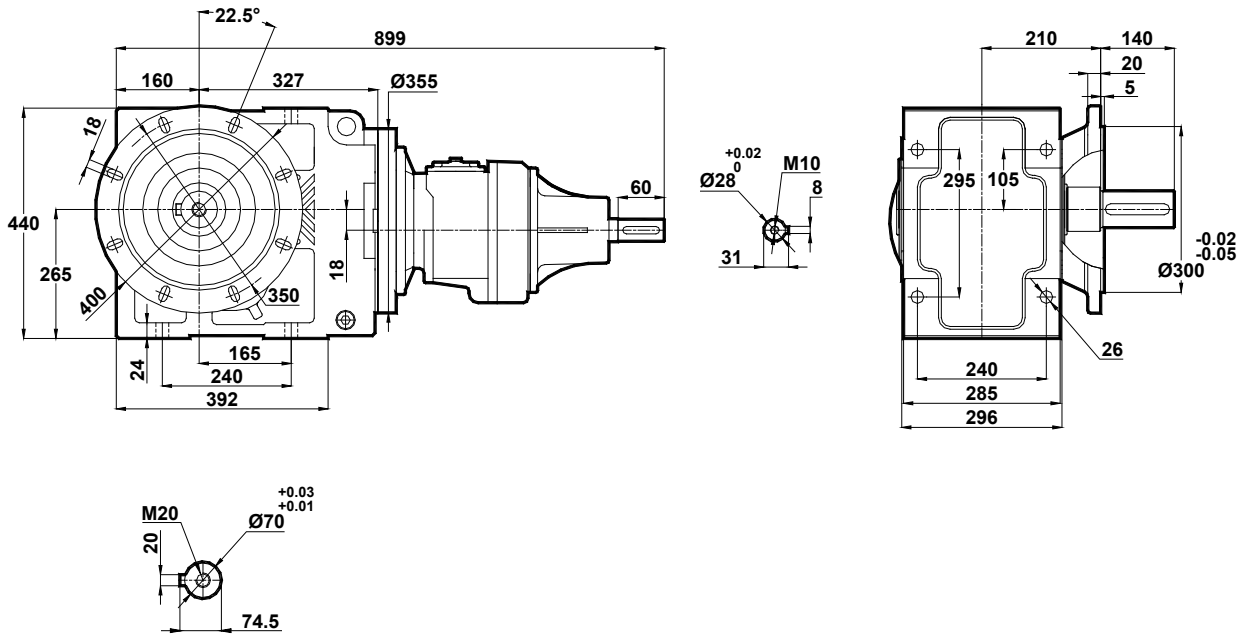
# Tabelle dimensionali

## Dimension Pages

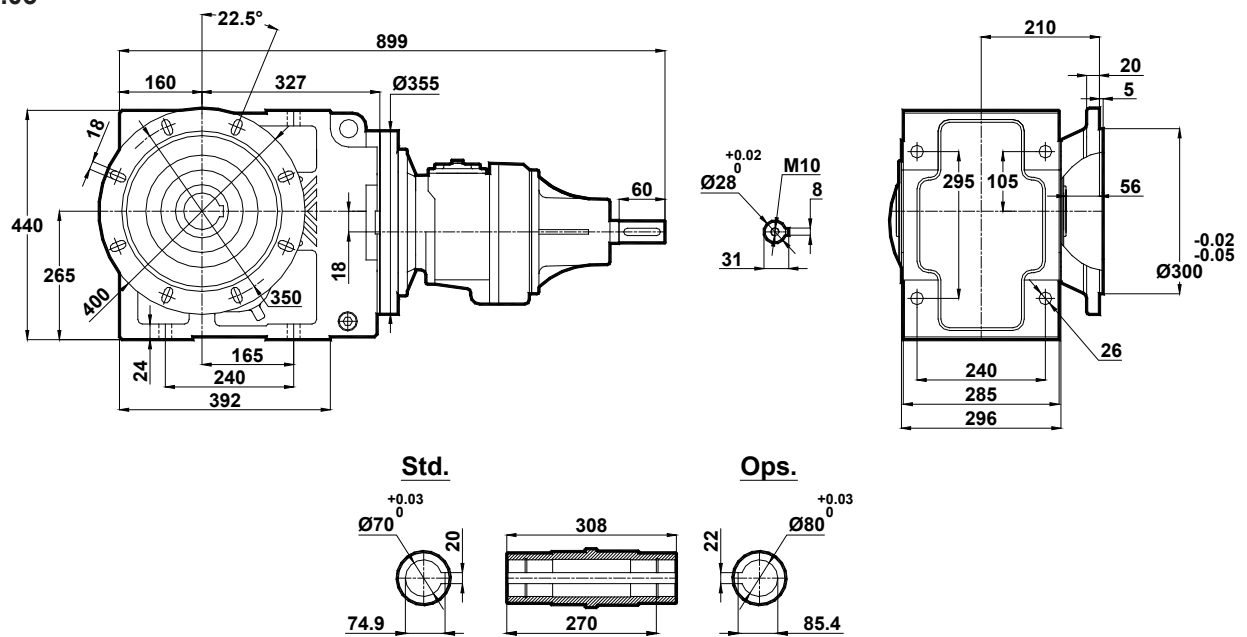
### Abmessungsseiten


Foro di centraggio filettato secondo DIN 332 foglio 2 / Tapped center hole to DIN 332, sheet 2 / Zentrierung mit gewinde DIN 332, Blatt 2

KT675.02  
KT676.02



KT675.03  
KT676.03





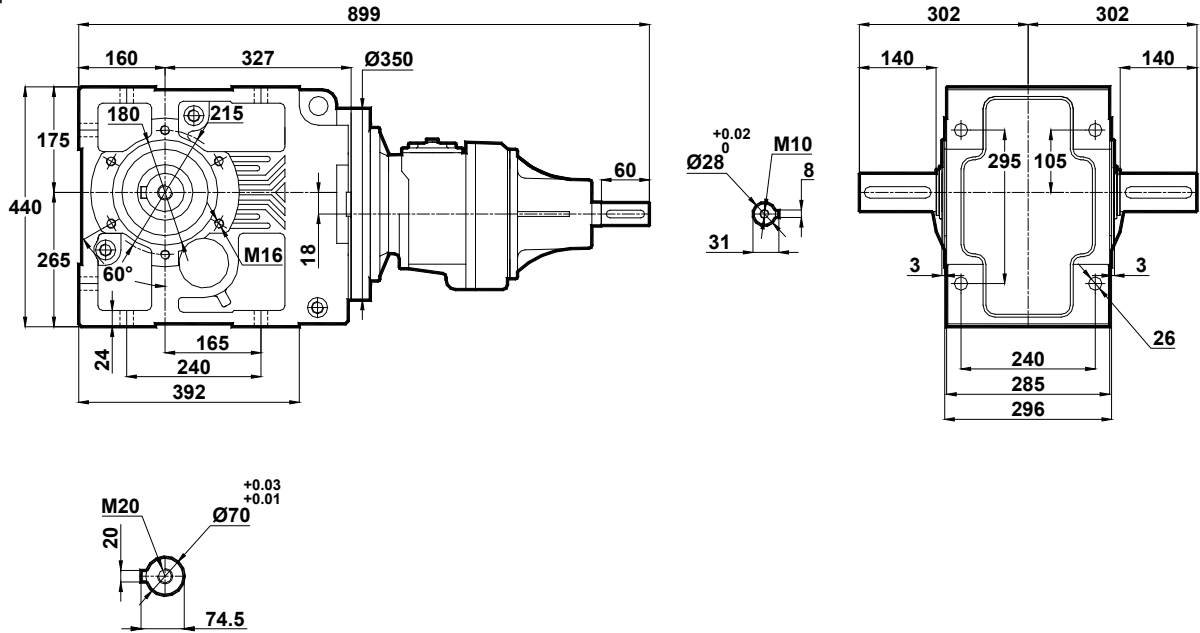
# Tabelle dimensionali

## Dimension Pages

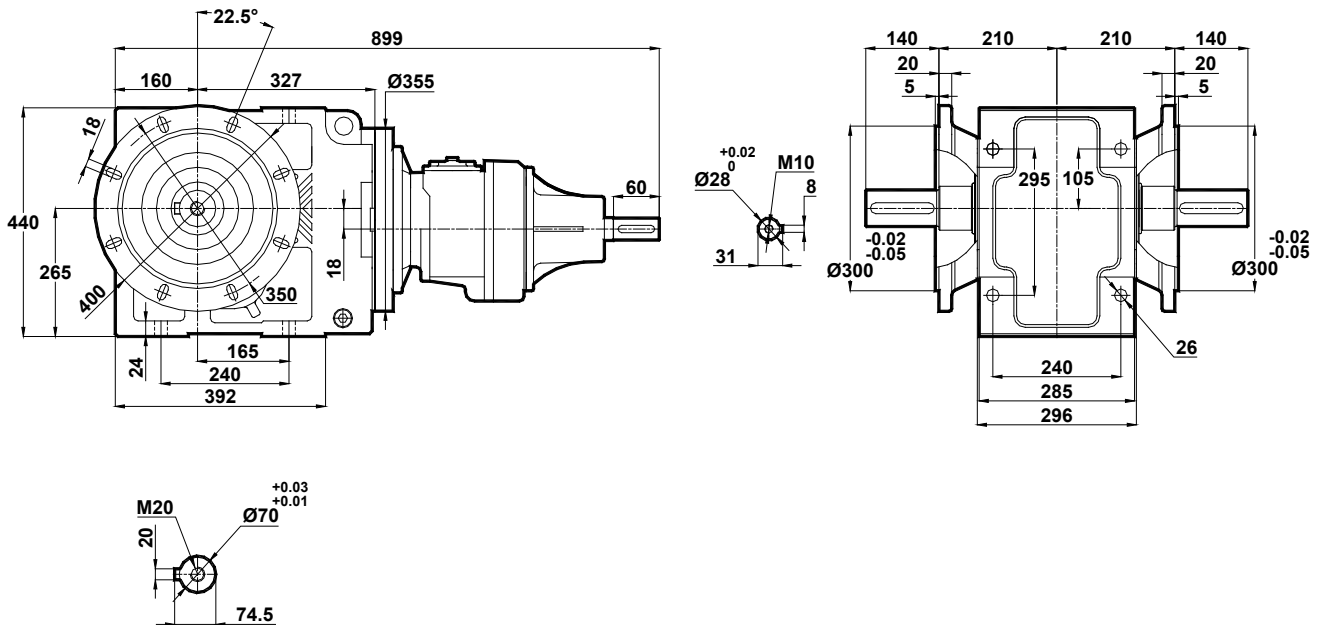
## Abmessungsseiten

Foro di centraggio filettato secondo DIN 332 foglio 2 / Tapped center hole to DIN 332, sheet 2 / Zentrierung mit gewinde DIN 332, Blatt 2

KT675.04  
KT676.04



KT675.05  
KT676.05





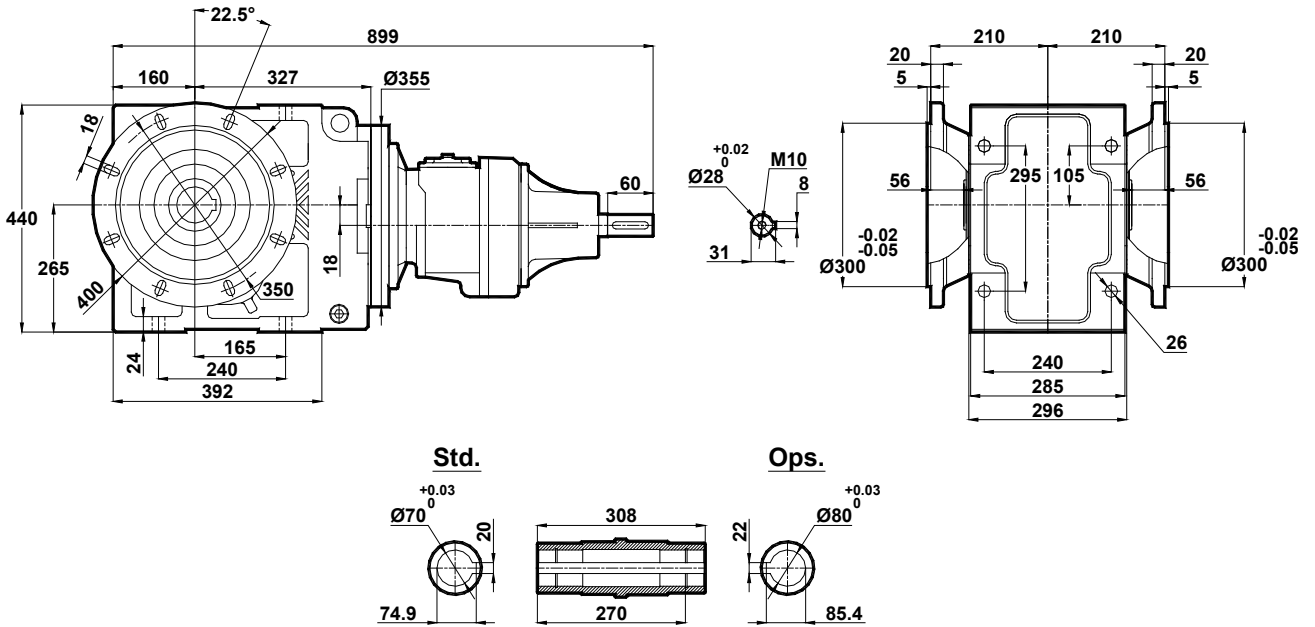
# Tabelle dimensionali

## Dimension Pages

### Abmessungsseiten

Foro di centraggio filettato secondo DIN 332 foglio 2 / Tapped center hole to DIN 332, sheet 2 / Zentrierung mit gewinde DIN 332, Blatt 2

KT675.08  
KT676.08





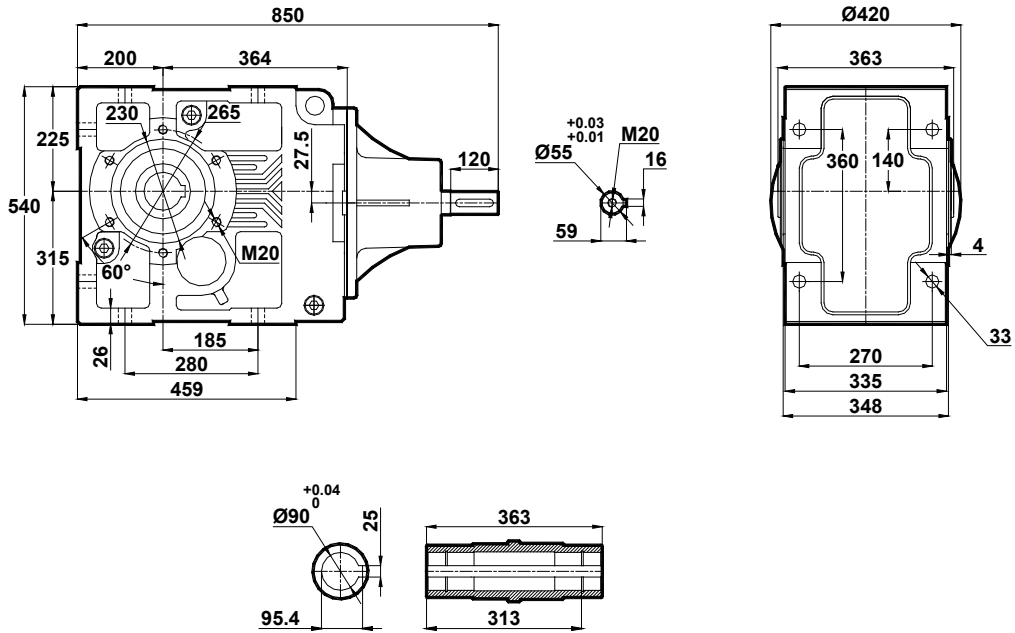
# Tabelle dimensionali

## Dimension Pages

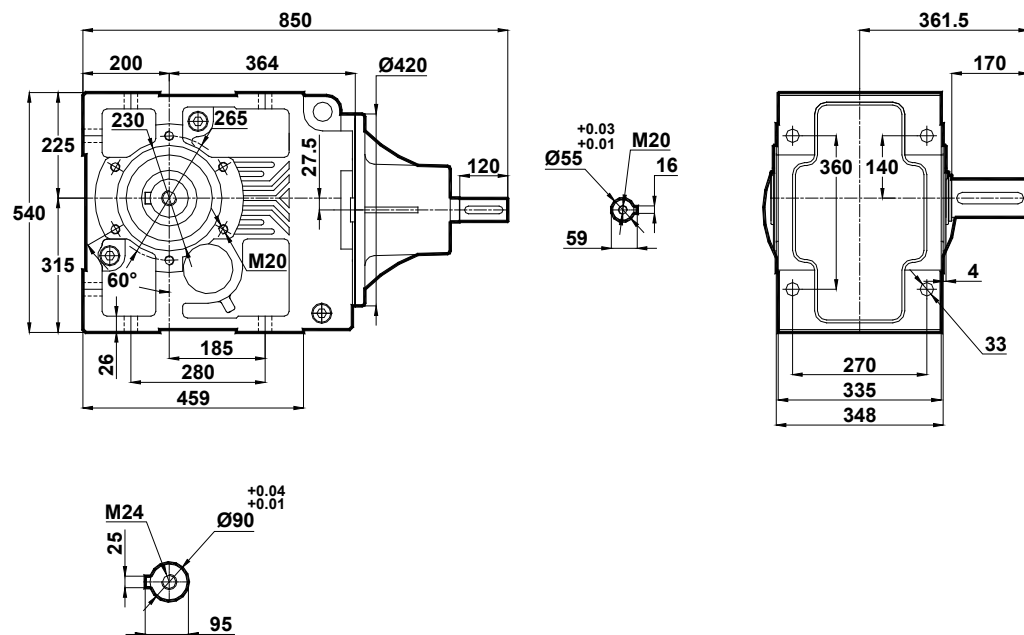
## Abmessungsseiten

Foro di centraggio filettato secondo DIN 332 foglio 2 / Tapped center hole to DIN 332, sheet 2 / Zentrierung mit gewinde DIN 332, Blatt 2

KT773.00



KT773.01





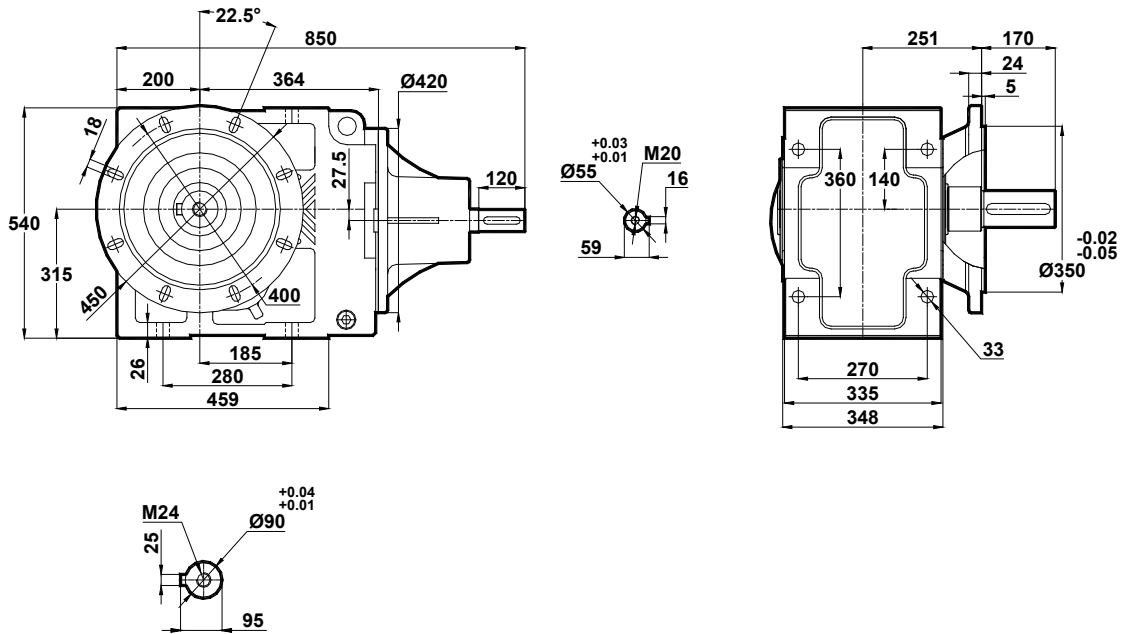
# Tabelle dimensionali

## Dimension Pages

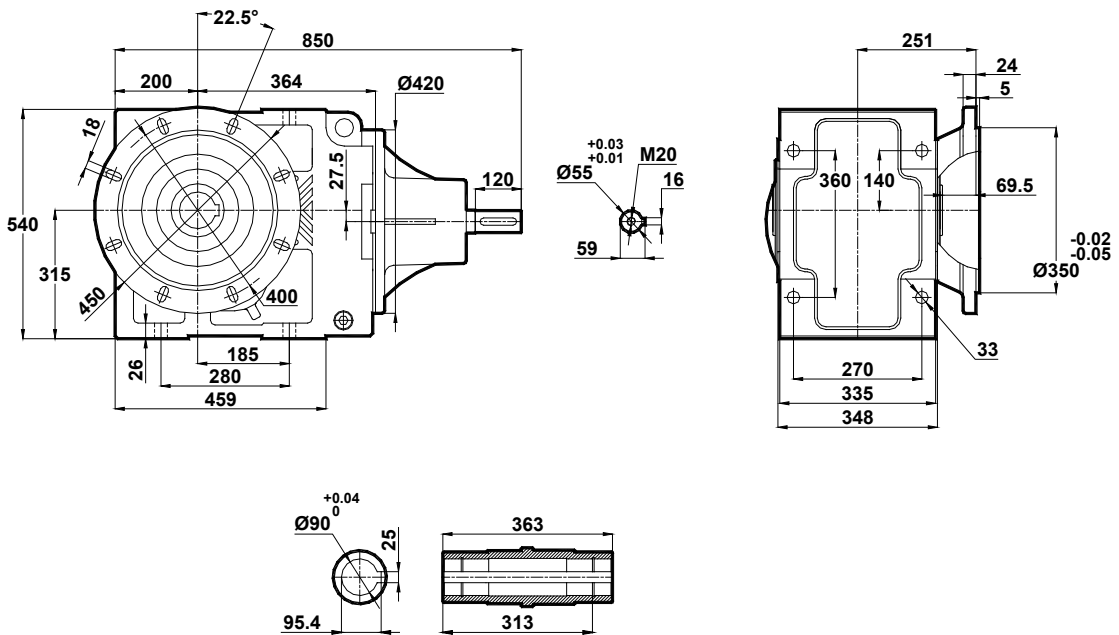
### Abmessungsseiten

Foro di centraggio filettato secondo DIN 332 foglio 2 / Tapped center hole to DIN 332, sheet 2 / Zentrierung mit gewinde DIN 332, Blatt 2

#### KT773.02



#### KT773.03





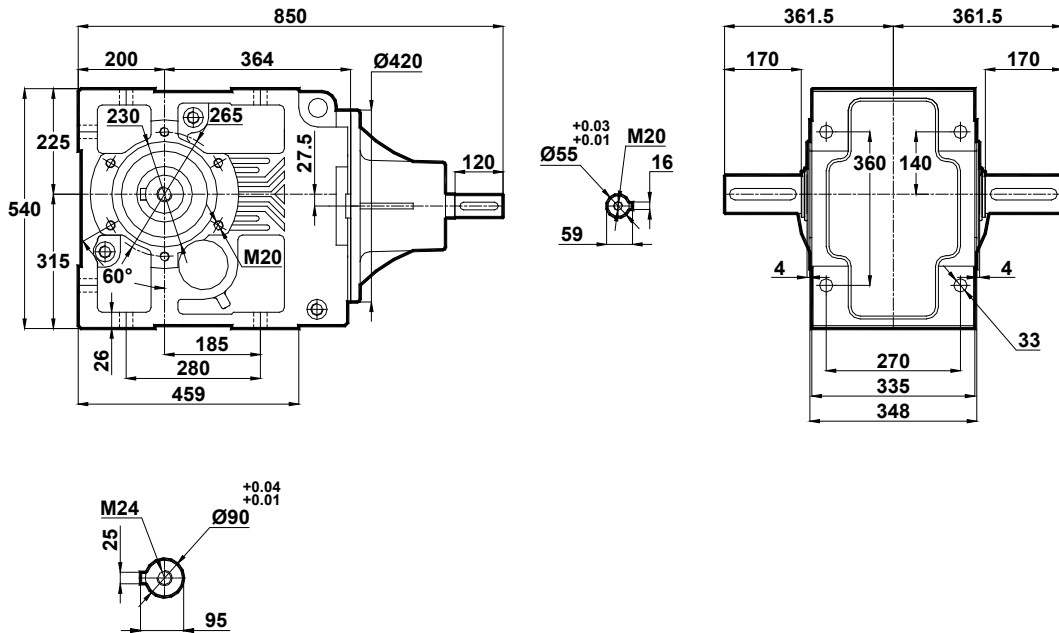
# Tabelle dimensionali

## Dimension Pages

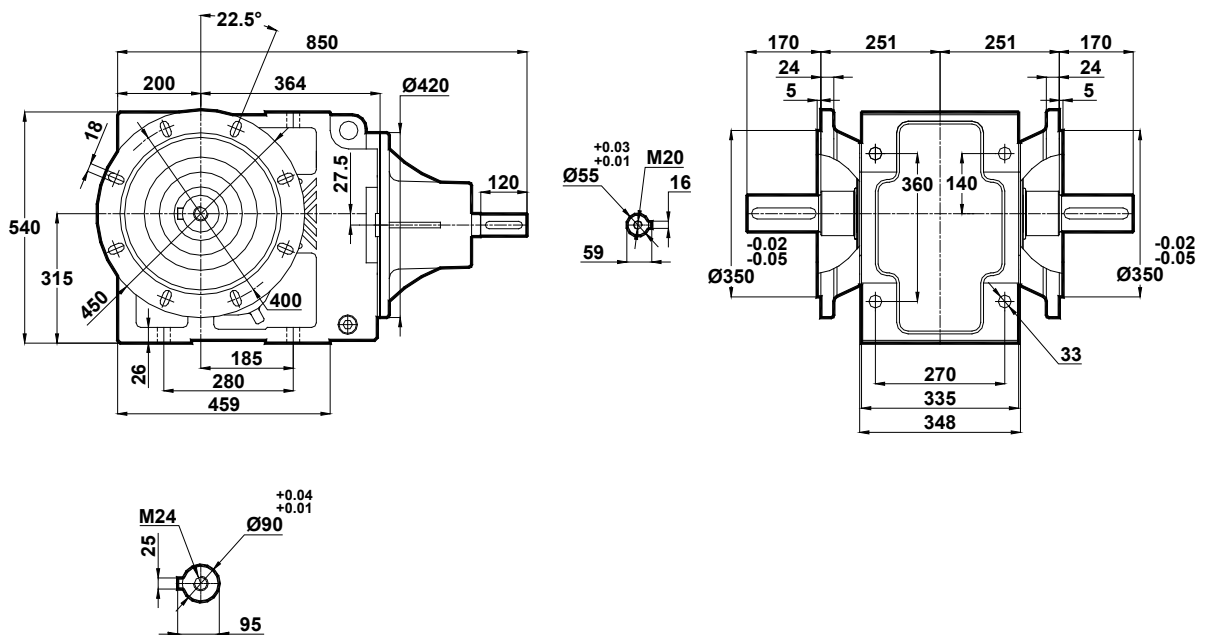
## Abmessungsseiten

Foro di centraggio filettato secondo DIN 332 foglio 2 / Tapped center hole to DIN 332, sheet 2 / Zentrierung mit gewinde DIN 332, Blatt 2

KT773.04



KT773.05







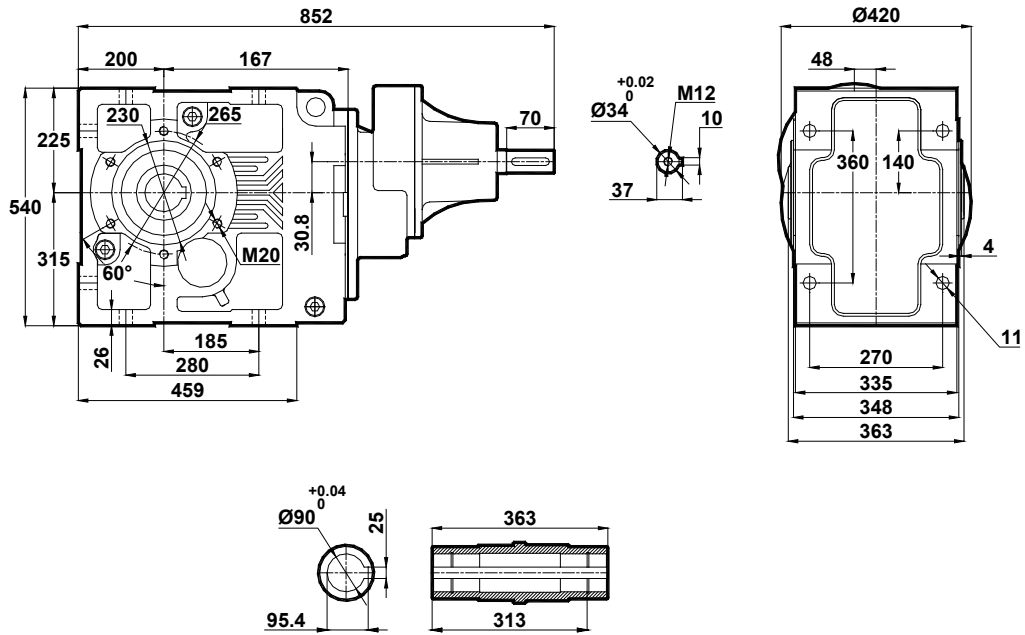
# Tabelle dimensionali

## Dimension Pages

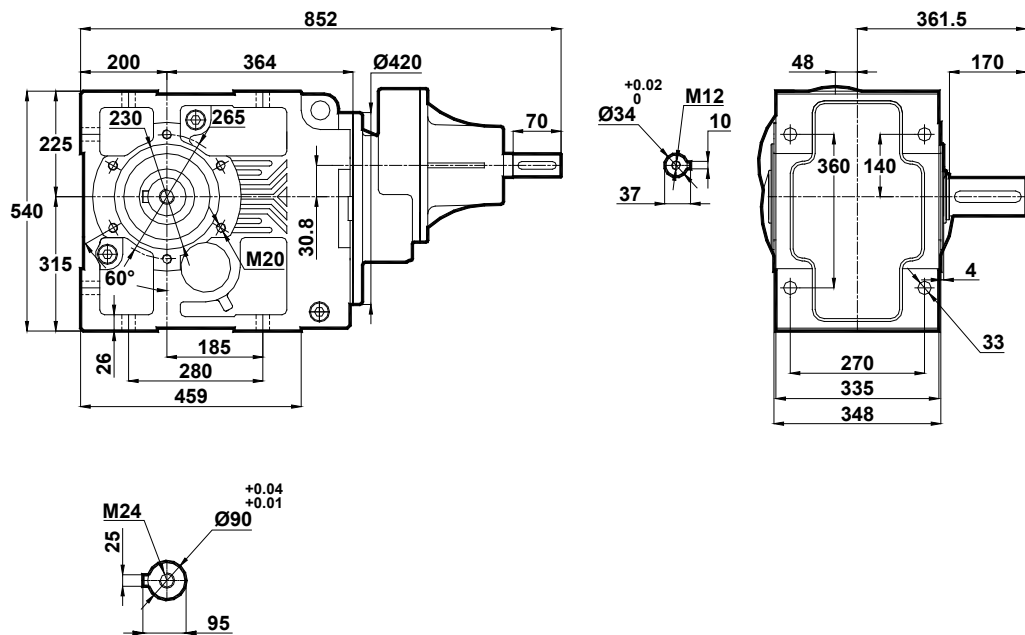
### Abmessungsseiten

Foro di centraggio filettato secondo DIN 332 foglio 2 / Tapped center hole to DIN 332, sheet 2 / Zentrierung mit gewinde DIN 332, Blatt 2

KT774.00



KT774.01







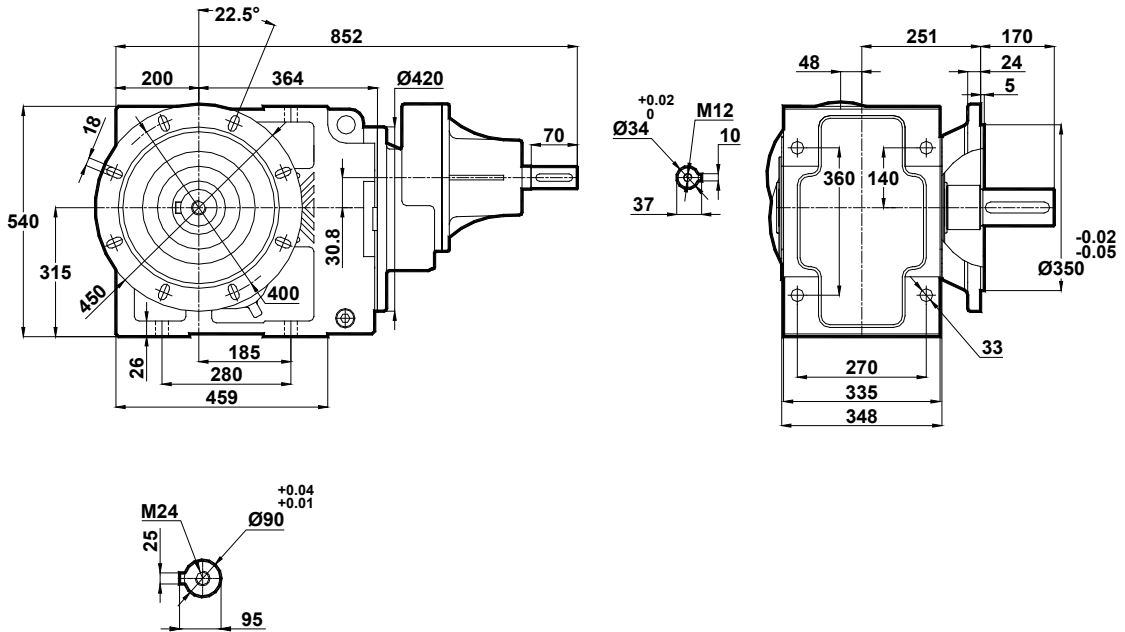
# Tabelle dimensionali

## Dimension Pages

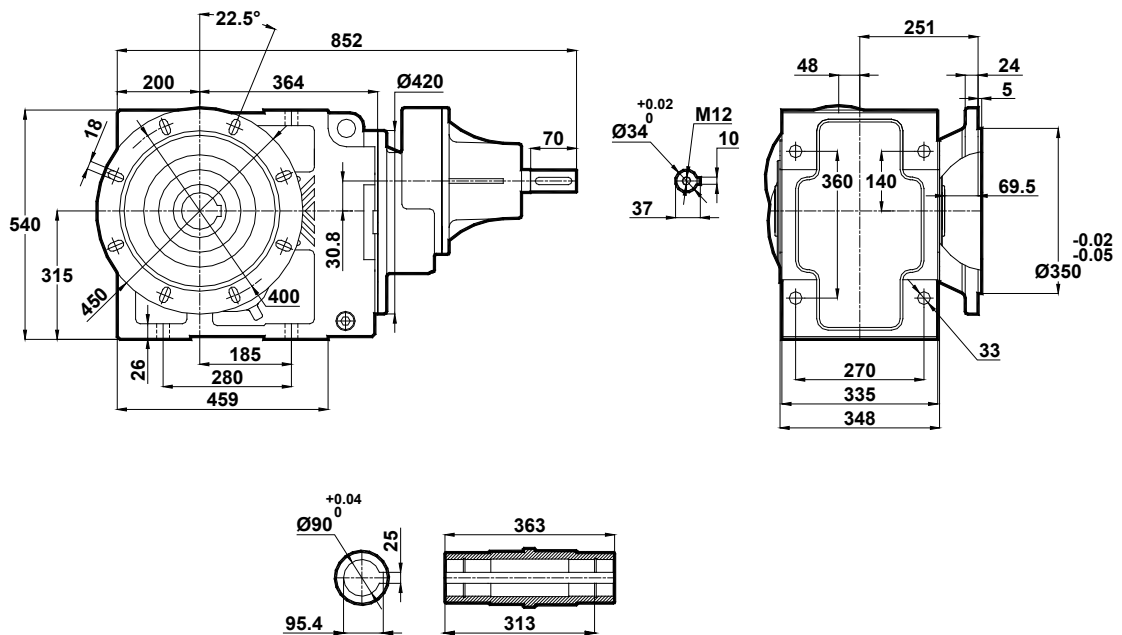
## Abmessungsseiten


Foro di centraggio filettato secondo DIN 332 foglio 2 / Tapped center hole to DIN 332, sheet 2 / Zentrierung mit gewinde DIN 332, Blatt 2

KT774.02



KT774.03





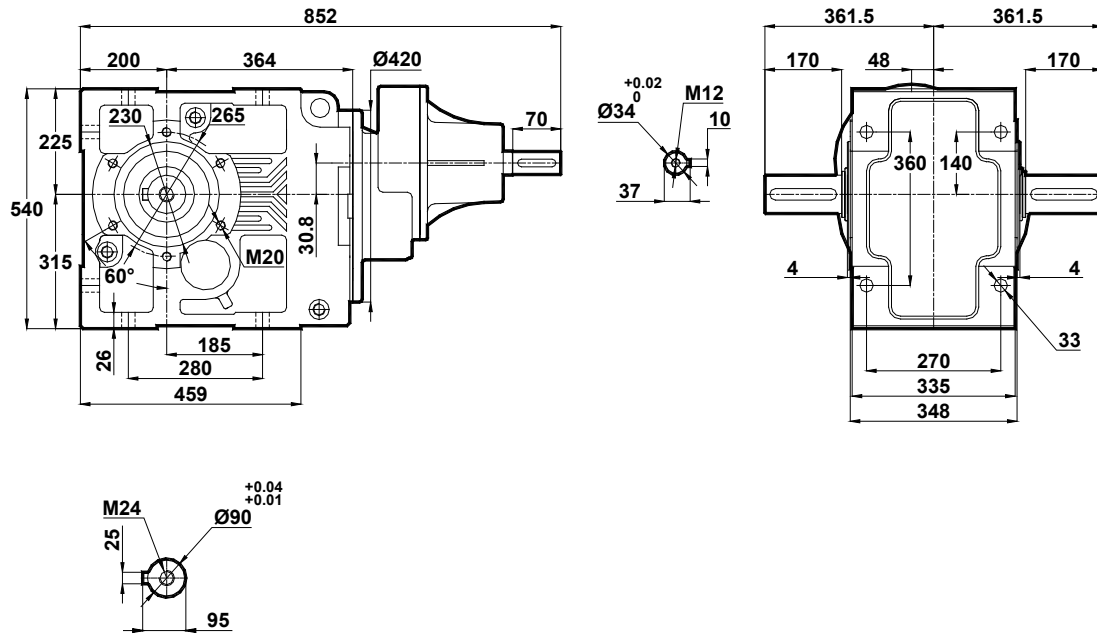
# Tabella dimensionali

## Dimension Pages

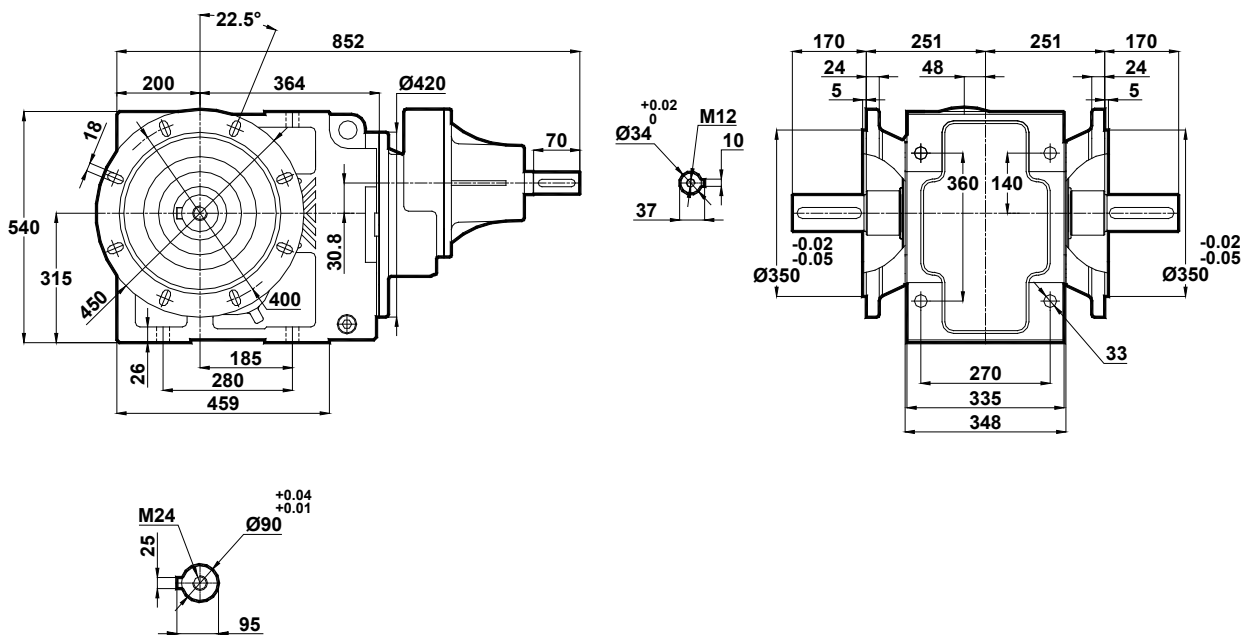
## Abmessungsseiten

Foro di centraggio filettato secondo DIN 332 foglio 2 / Tapped center hole to DIN 332, sheet 2 / Zentrierung mit gewinde DIN 332, Blatt 2

KT774.04



KT774.05





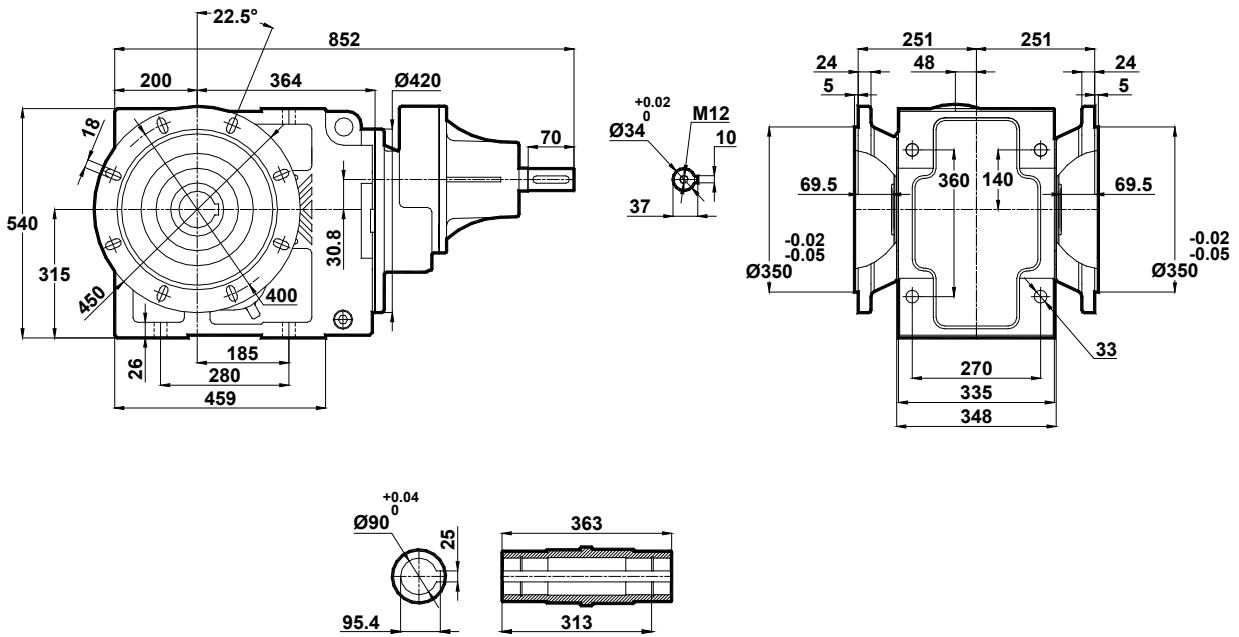
# Tabelle dimensionali

## Dimension Pages

## Abmessungsseiten

Foro di centraggio filettato secondo DIN 332 foglio 2 / Tapped center hole to DIN 332, sheet 2 / Zentrierung mit gewinde DIN 332, Blatt 2

KT774.08





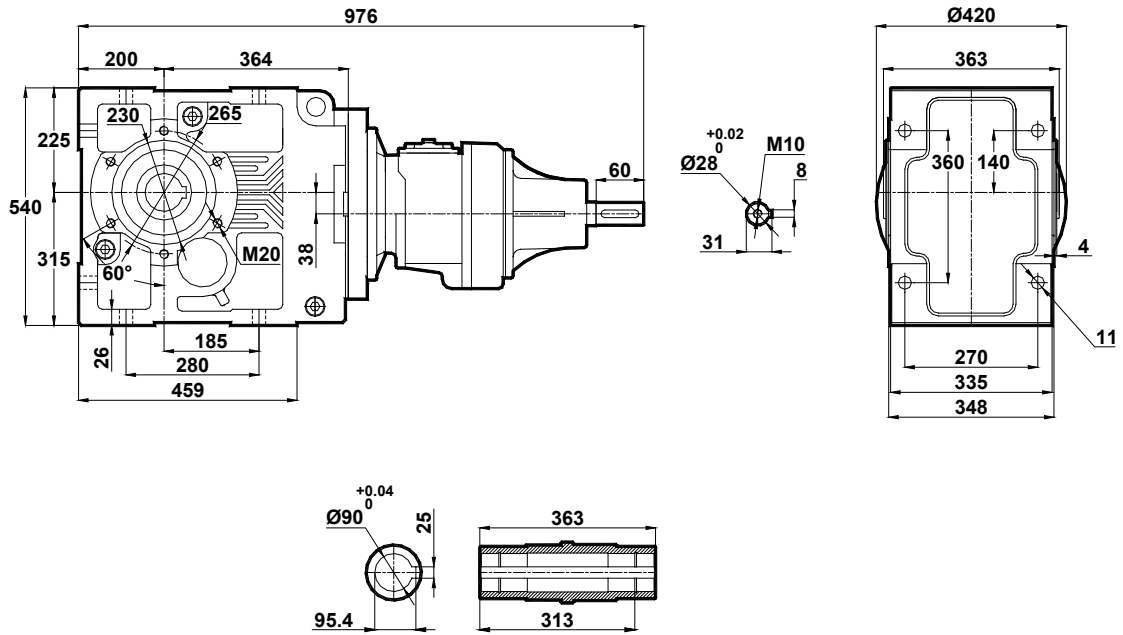
# Tabelle dimensionali

## Dimension Pages

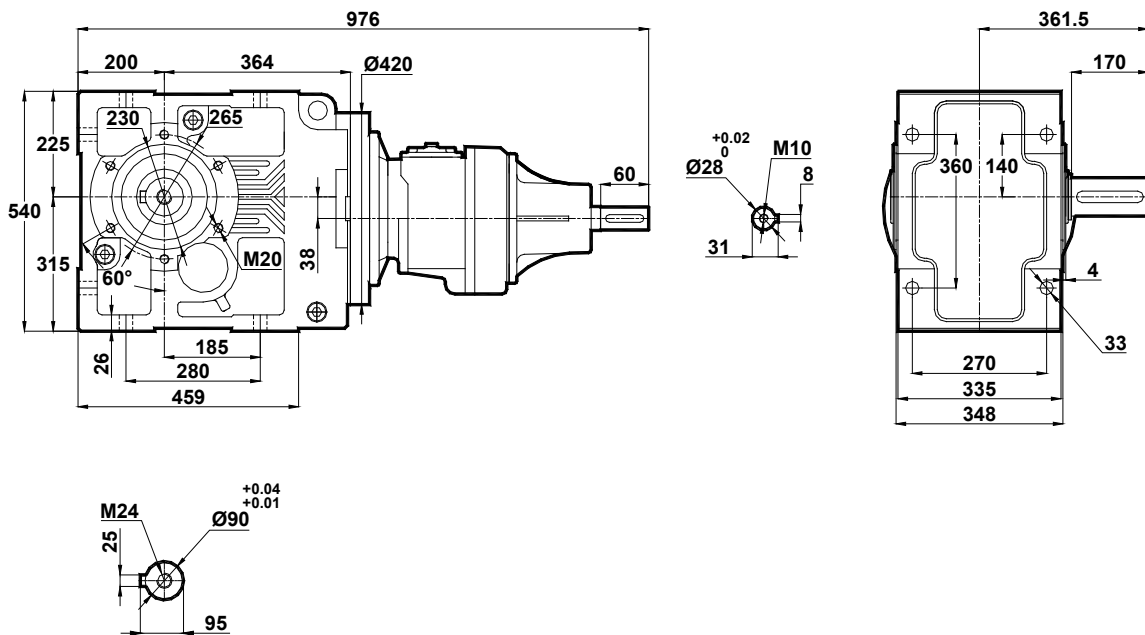
## Abmessungsseiten

Foro di centraggio filettato secondo DIN 332 foglio 2 / Tapped center hole to DIN 332, sheet 2 / Zentrierung mit gewinde DIN 332, Blatt 2

KT775.00  
KT776.00



KT775.01  
KT776.01





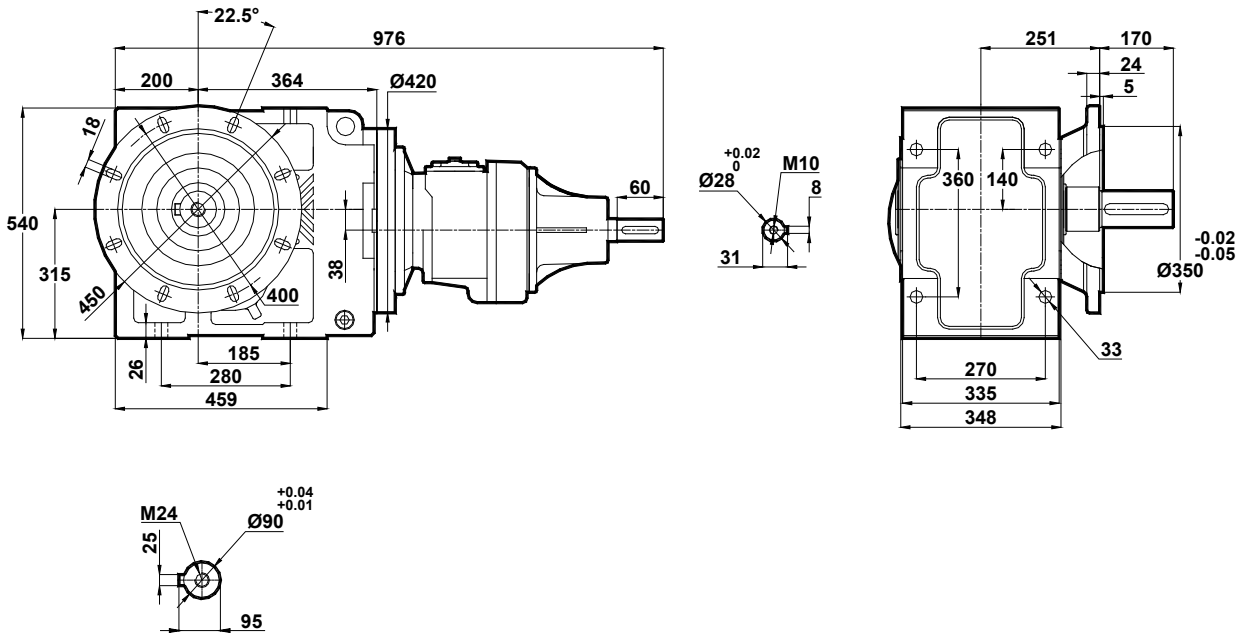
# Tabelle dimensionali

## Dimension Pages

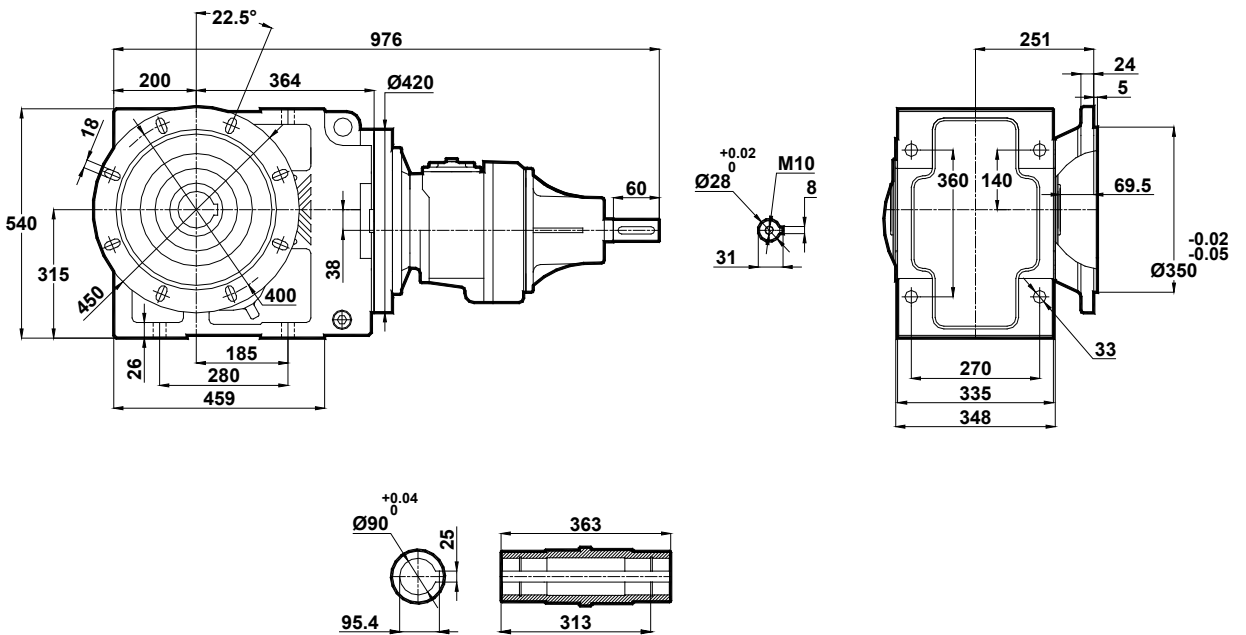
### Abmessungsseiten

Foro di centraggio filettato secondo DIN 332 foglio 2 / Tapped center hole to DIN 332, sheet 2 / Zentrierung mit gewinde DIN 332, Blatt 2

KT775.02  
KT776.02



KT775.03  
KT776.03





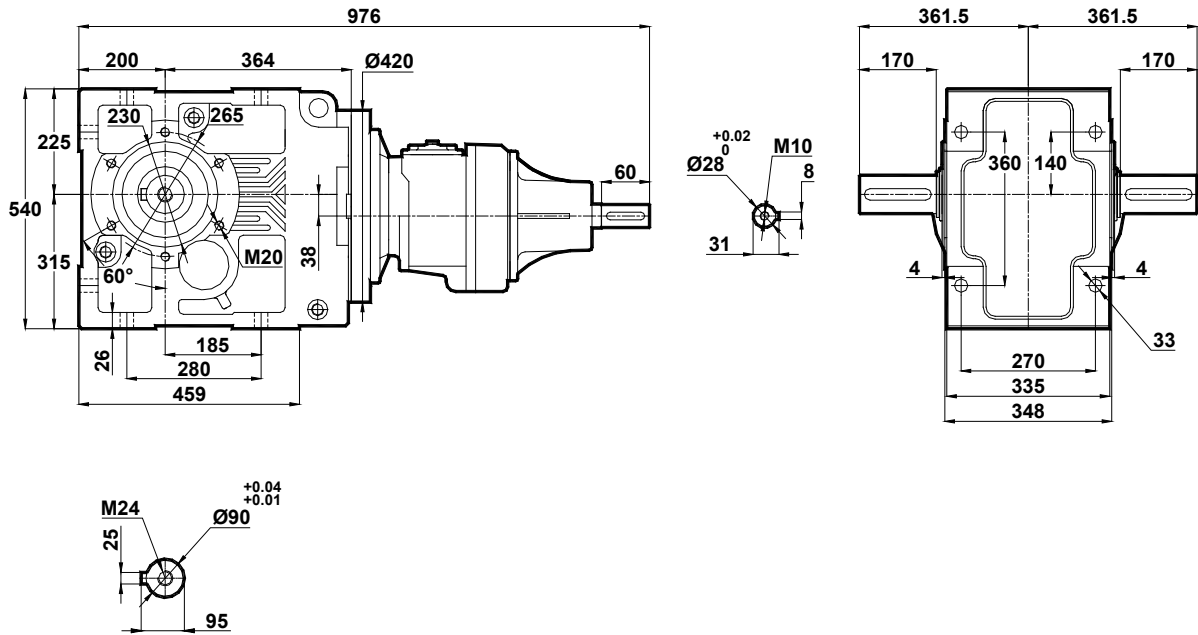
# Tabelle dimensionali

## Dimension Pages

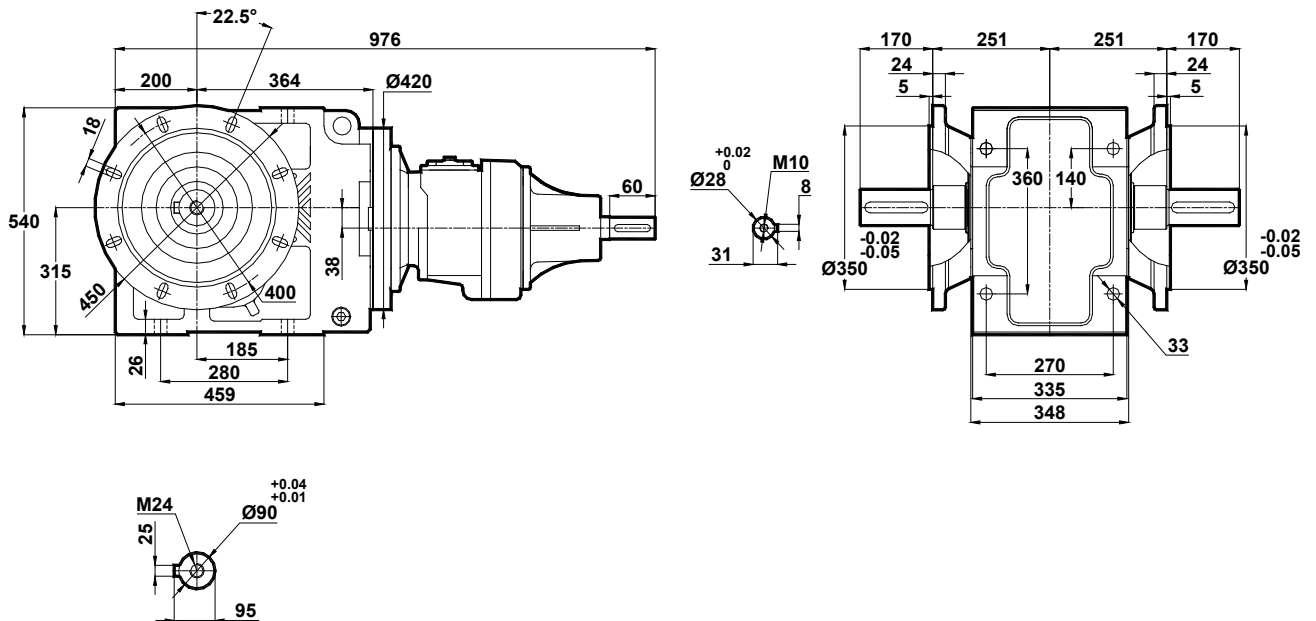
## Abmessungsseiten

Foro di centraggio filettato secondo DIN 332 foglio 2 / Tapped center hole to DIN 332, sheet 2 / Zentrierung mit gewinde DIN 332, Blatt 2

KT775.04  
KT776.04



KT775.05  
KT776.05





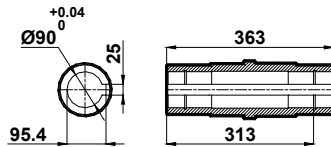
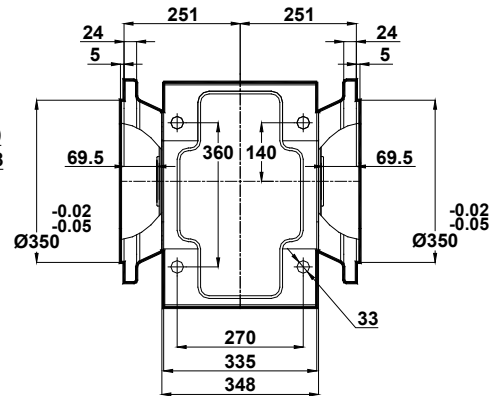
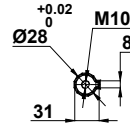
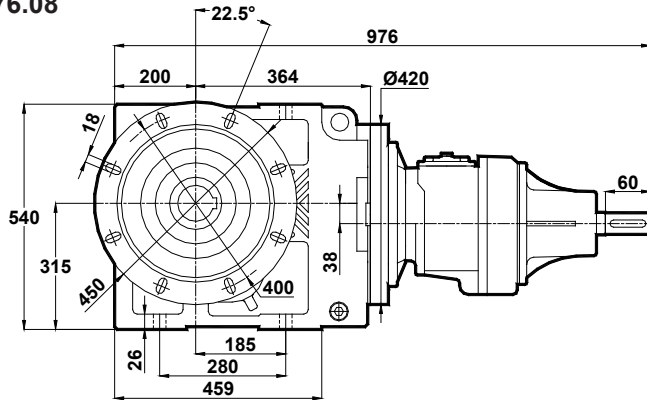
# Tabelle dimensionali

## Dimension Pages

## Abmessungsseiten

Foro di centraggio filettato secondo DIN 332 foglio 2 / Tapped center hole to DIN 332, sheet 2 / Zentrierung mit gewinde DIN 332, Blatt 2

KT775.08  
KT776.08





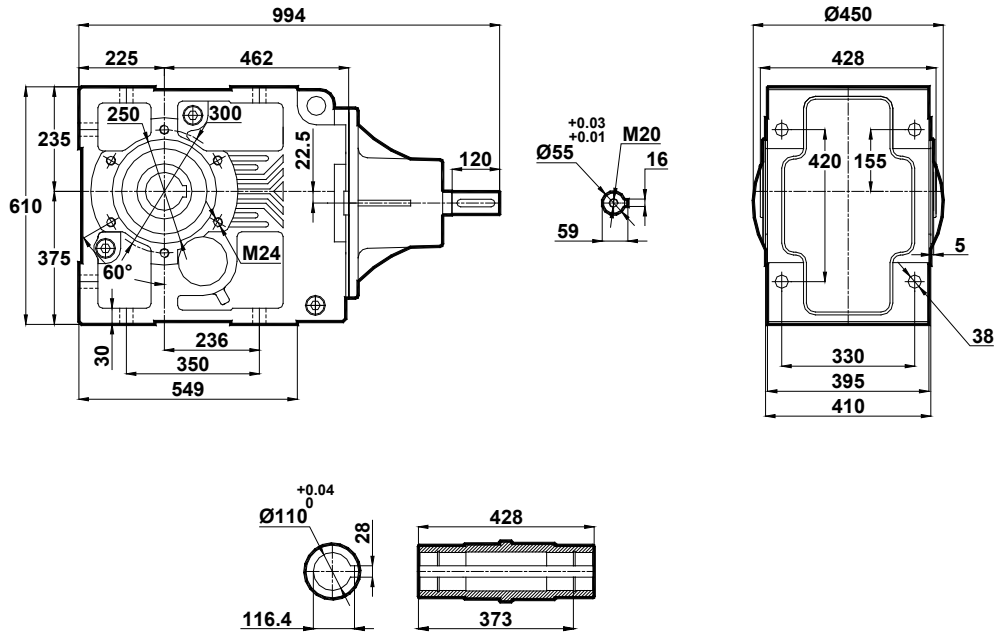
# Tabelle dimensionali

## Dimension Pages

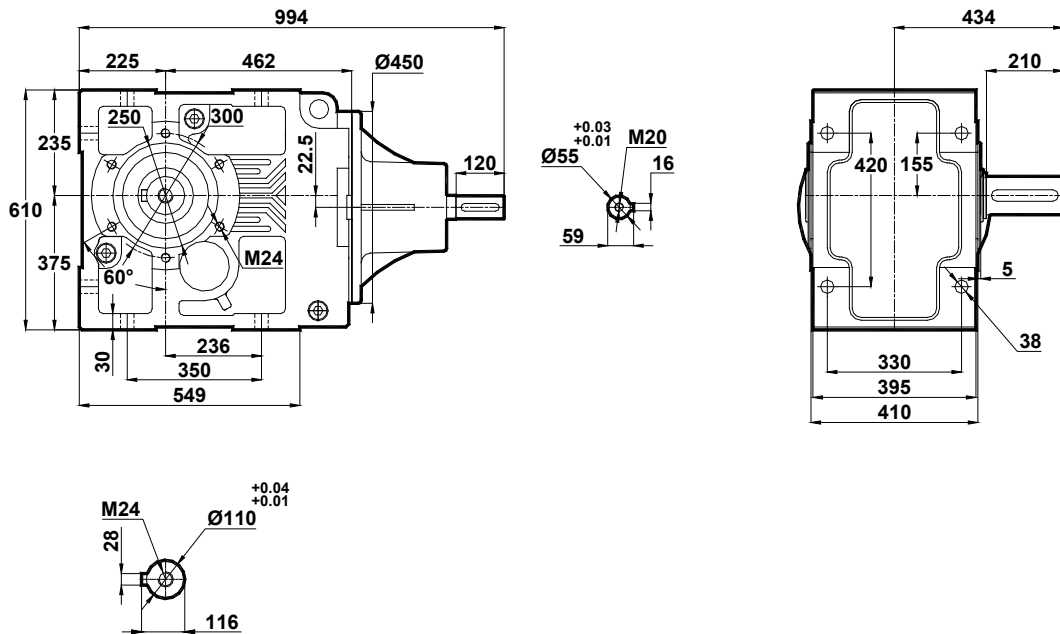
## Abmessungsseiten

Foro di centraggio filettato secondo DIN 332 foglio 2 / Tapped center hole to DIN 332, sheet 2 / Zentrierung mit gewinde DIN 332, Blatt 2

KT873.00



KT873.01









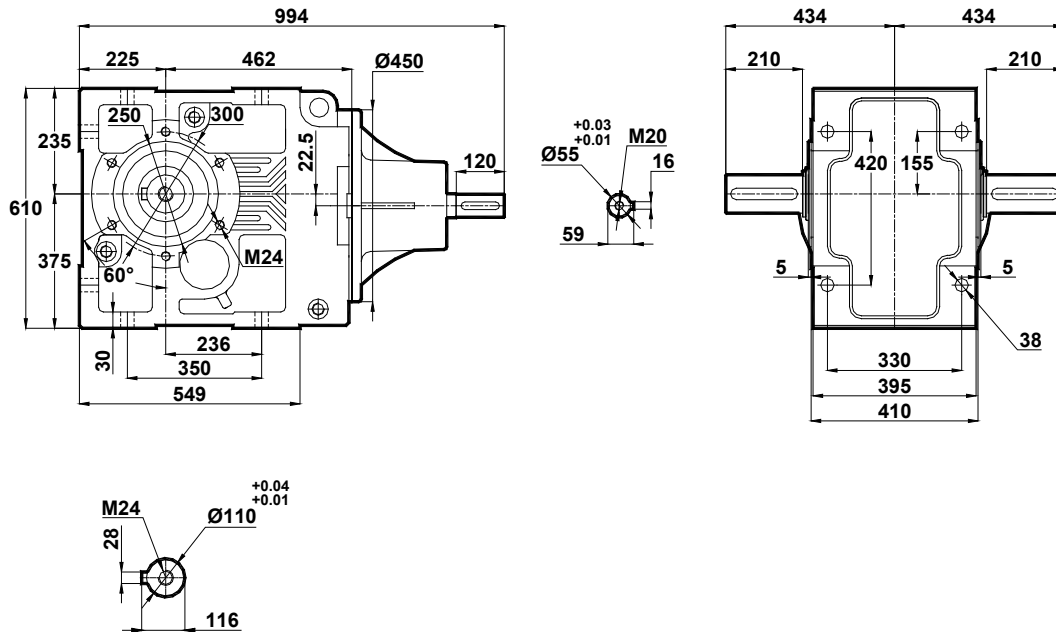
# Tabella dimensionali

## Dimension Pages

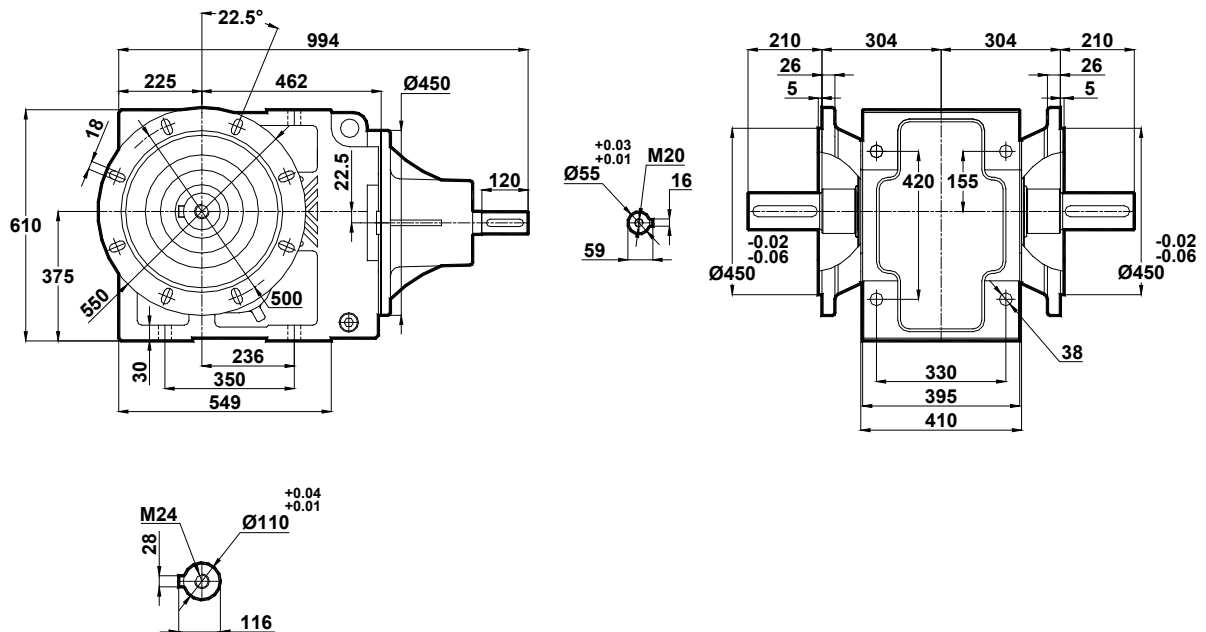
### Abmessungsseiten

Foro di centraggio filettato secondo DIN 332 foglio 2 / Tapped center hole to DIN 332, sheet 2 / Zentrierung mit gewinde DIN 332, Blatt 2

KT873.04



KT873.05





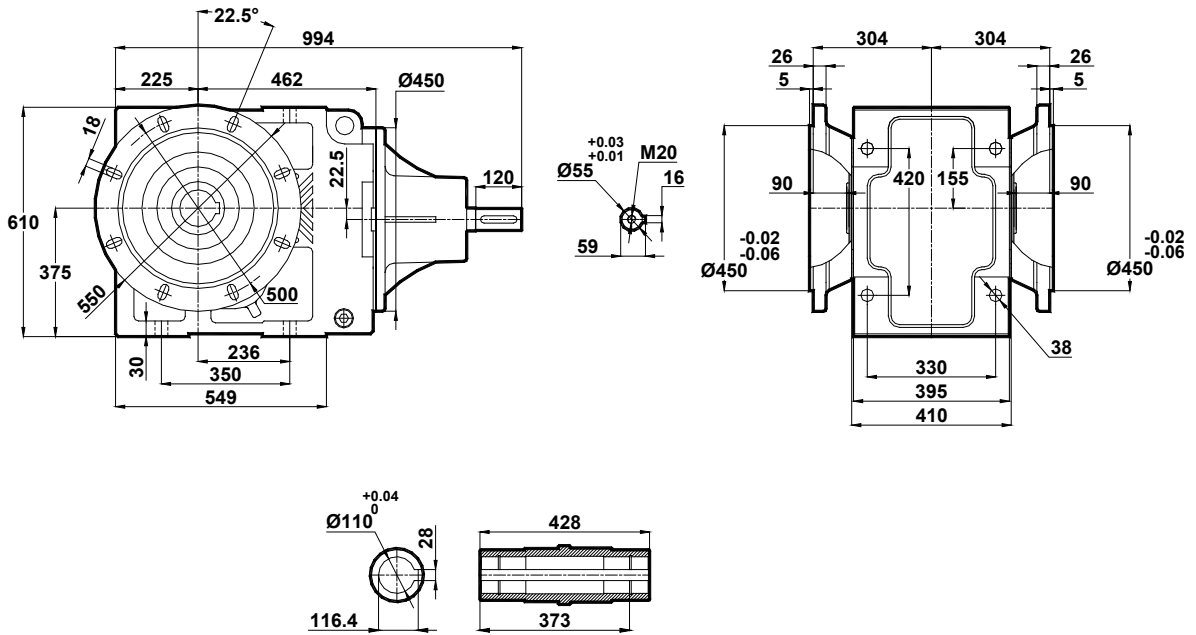
# Tabella dimensionali

## Dimension Pages

### Abmessungsseiten

Foro di centraggio filettato secondo DIN 332 foglio 2 / Tapped center hole to DIN 332, sheet 2 / Zentrierung mit gewinde DIN 332, Blatt 2

KT873.08





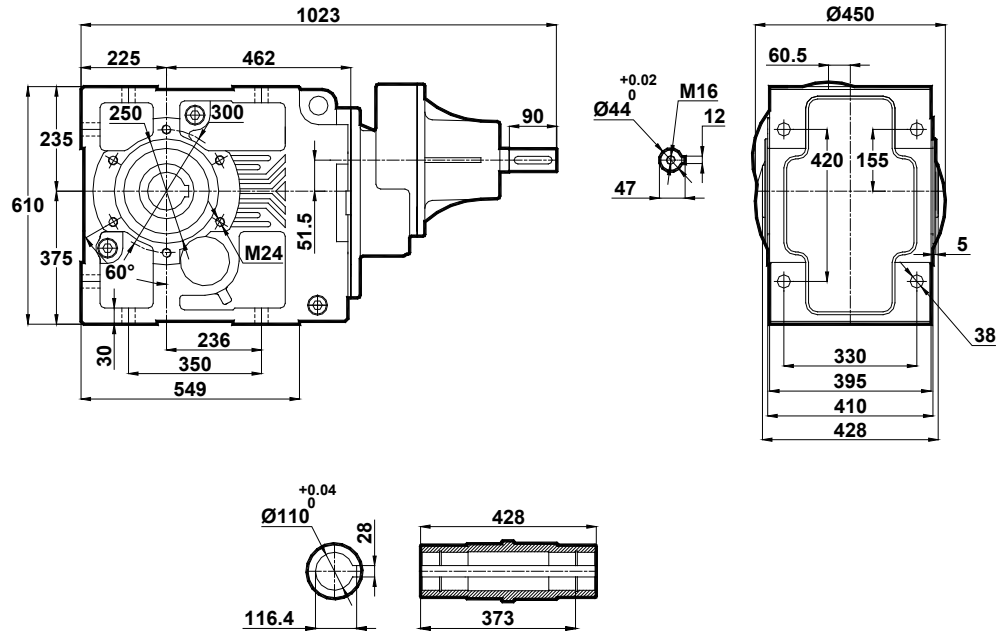
# Tabelle dimensionali

## Dimension Pages

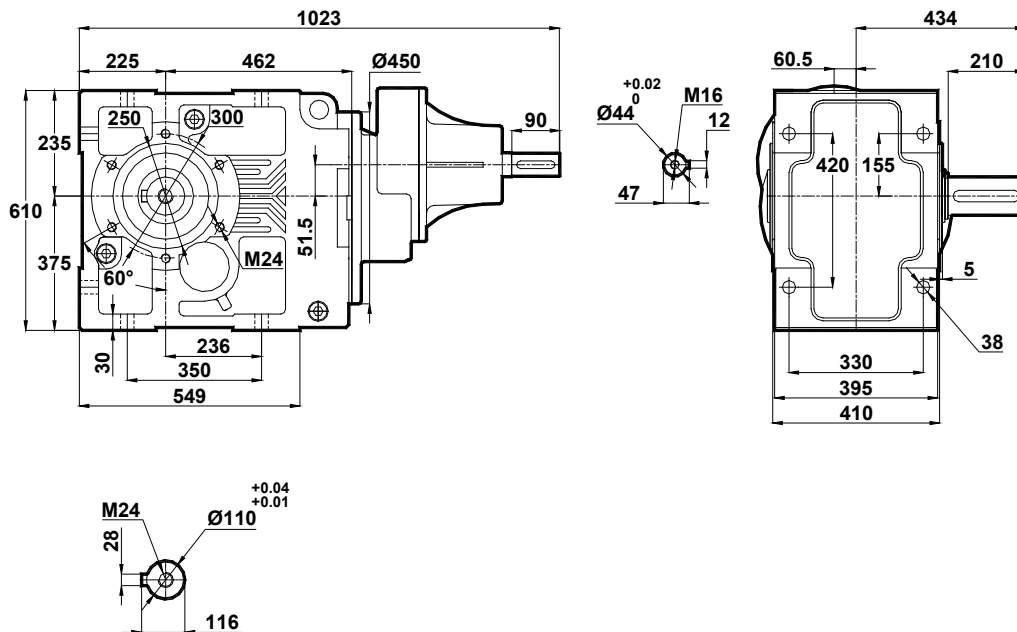
## Abmessungsseiten

Foro di centraggio filettato secondo DIN 332 foglio 2 / Tapped center hole to DIN 332, sheet 2 / Zentrierung mit gewinde DIN 332, Blatt 2

KT874.00



KT874.01





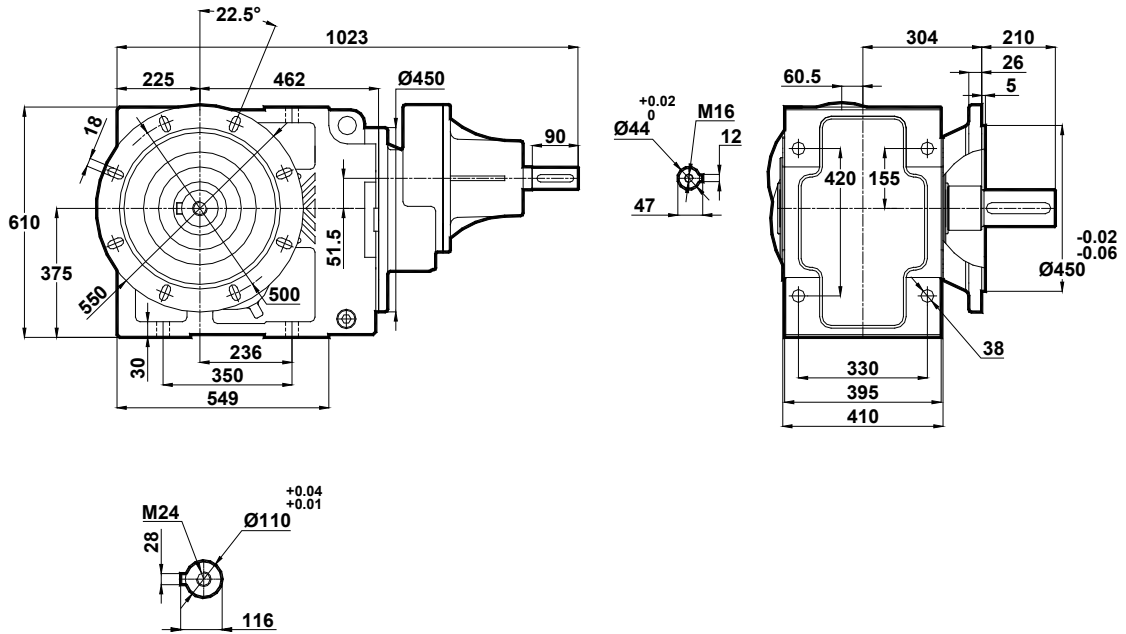
# Tabelle dimensionali

## Dimension Pages

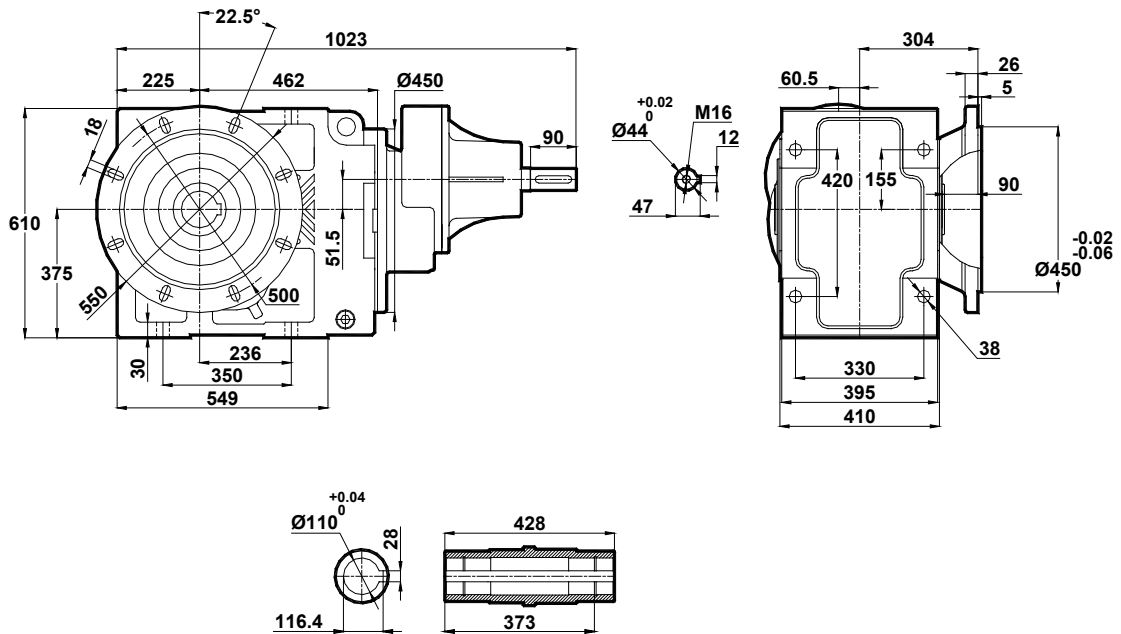
## Abmessungsseiten

Foro di centraggio filettato secondo DIN 332 foglio 2 / Tapped center hole to DIN 332, sheet 2 / Zentrierung mit gewinde DIN 332, Blatt 2

KT874.02



KT874.03





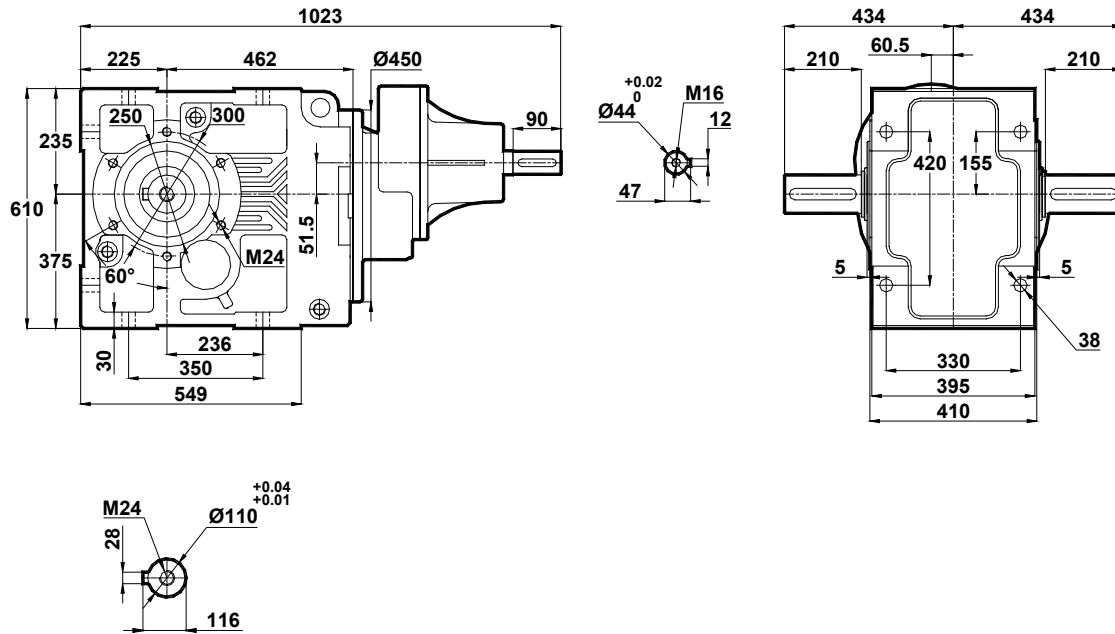
# Tabella dimensionali

## Dimension Pages

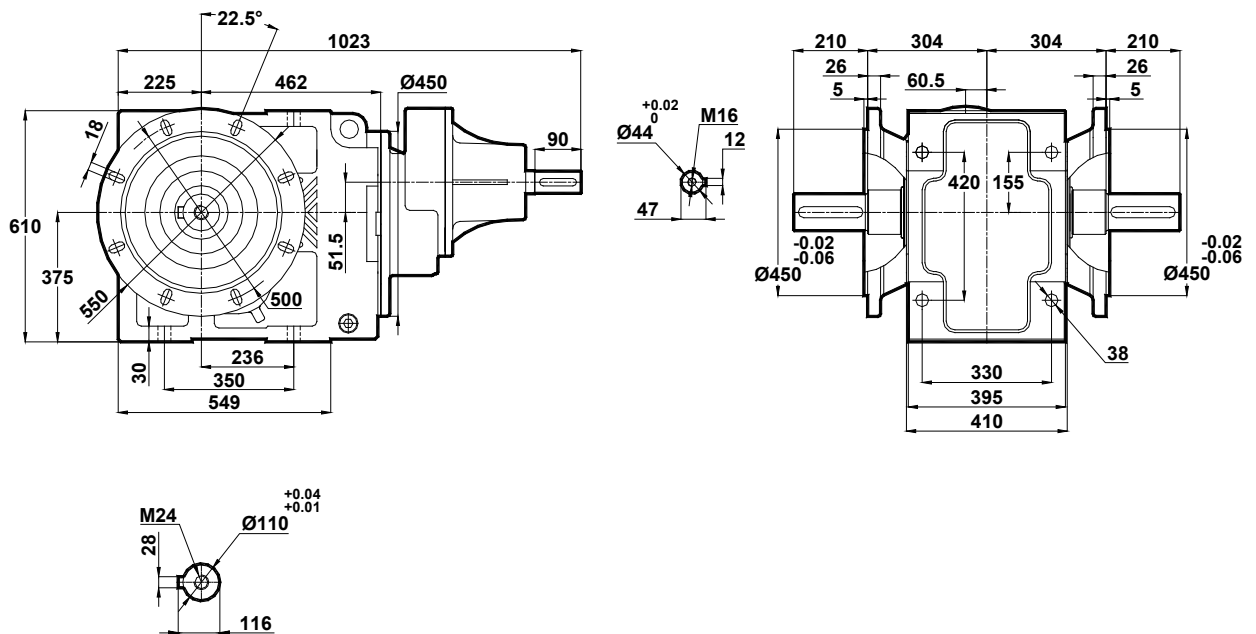
## Abmessungsseiten

Foro di centraggio filettato secondo DIN 332 foglio 2 / Tapped center hole to DIN 332, sheet 2 / Zentrierung mit gewinde DIN 332, Blatt 2

KT874.04



KT874.05





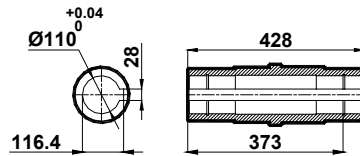
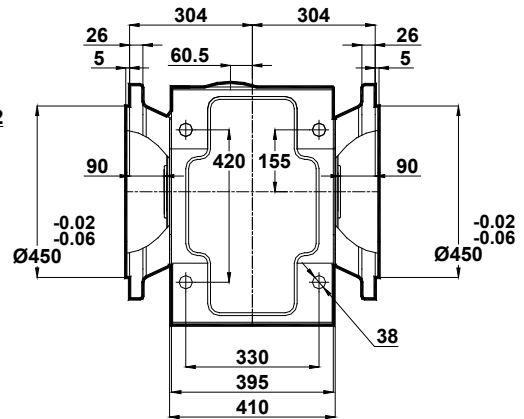
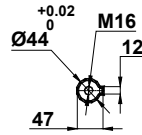
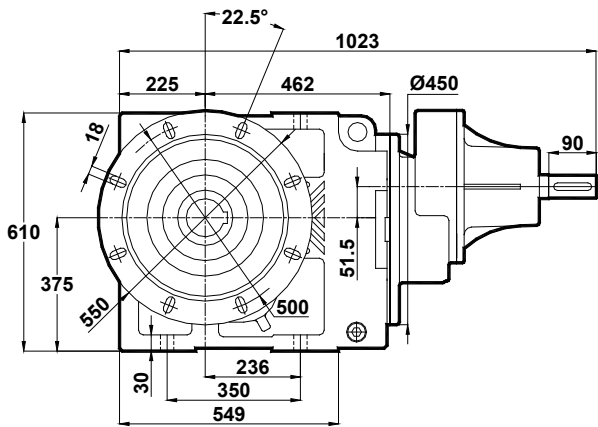
# Tabelle dimensionali

## Dimension Pages

## Abmessungsseiten

Foro di centraggio filettato secondo DIN 332 foglio 2 / Tapped center hole to DIN 332, sheet 2 / Zentrierung mit gewinde DIN 332, Blatt 2

KT874.08





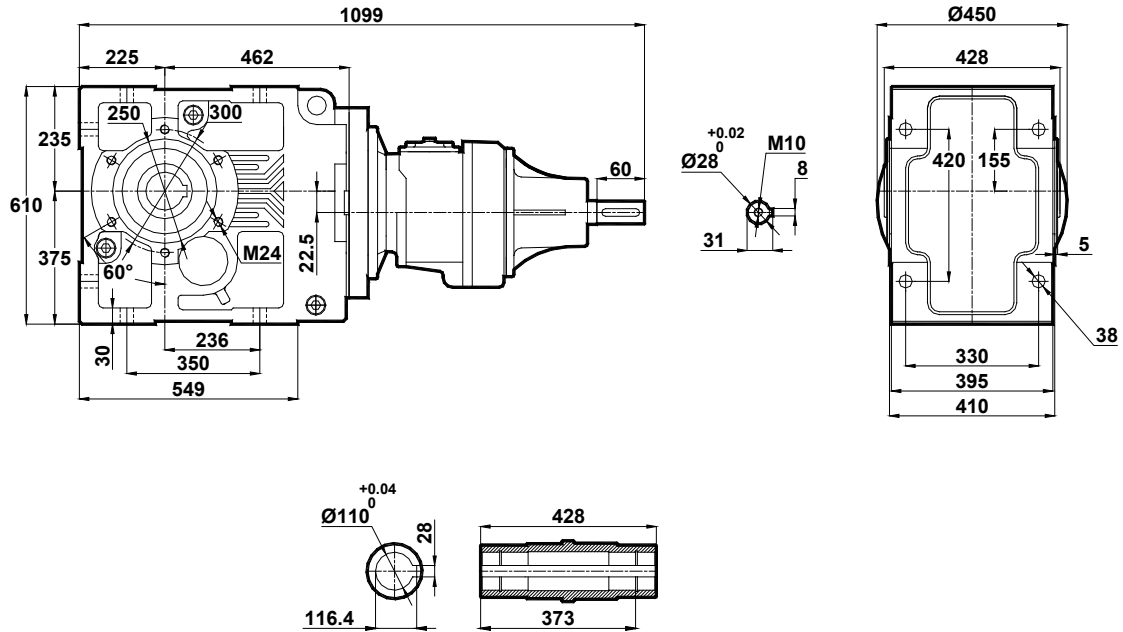
# Tabelle dimensionali

## Dimension Pages

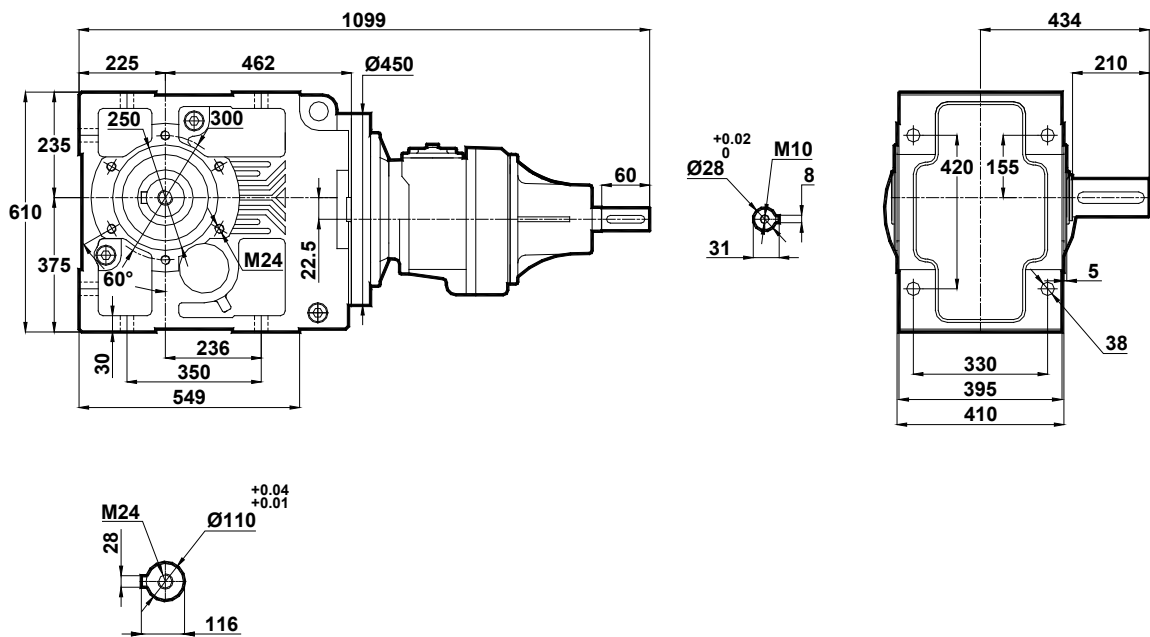
## Abmessungsseiten

Foro di centraggio filettato secondo DIN 332 foglio 2 / Tapped center hole to DIN 332, sheet 2 / Zentrierung mit gewinde DIN 332, Blatt 2

KT875.00  
KT876.00



KT875.01  
KT876.01







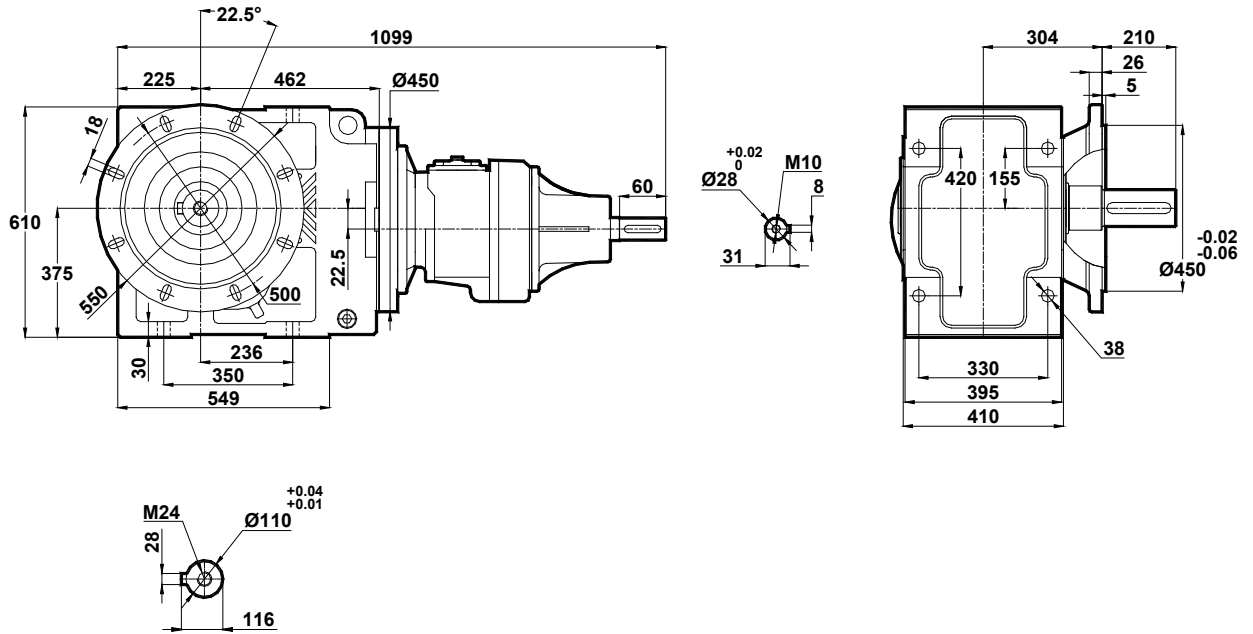
# Tabelle dimensionali

## Dimension Pages

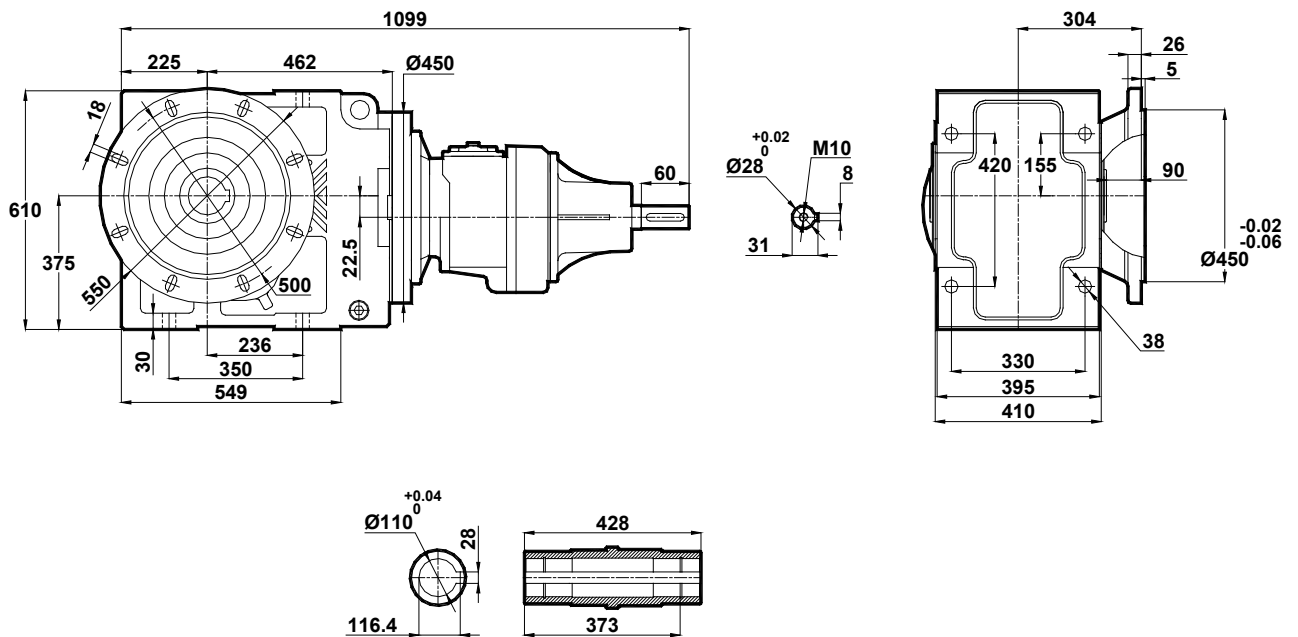
### Abmessungsseiten

Foro di centraggio filettato secondo DIN 332 foglio 2 / Tapped center hole to DIN 332, sheet 2 / Zentrierung mit gewinde DIN 332, Blatt 2

KT875.02  
KT876.02



KT875.03  
KT876.03





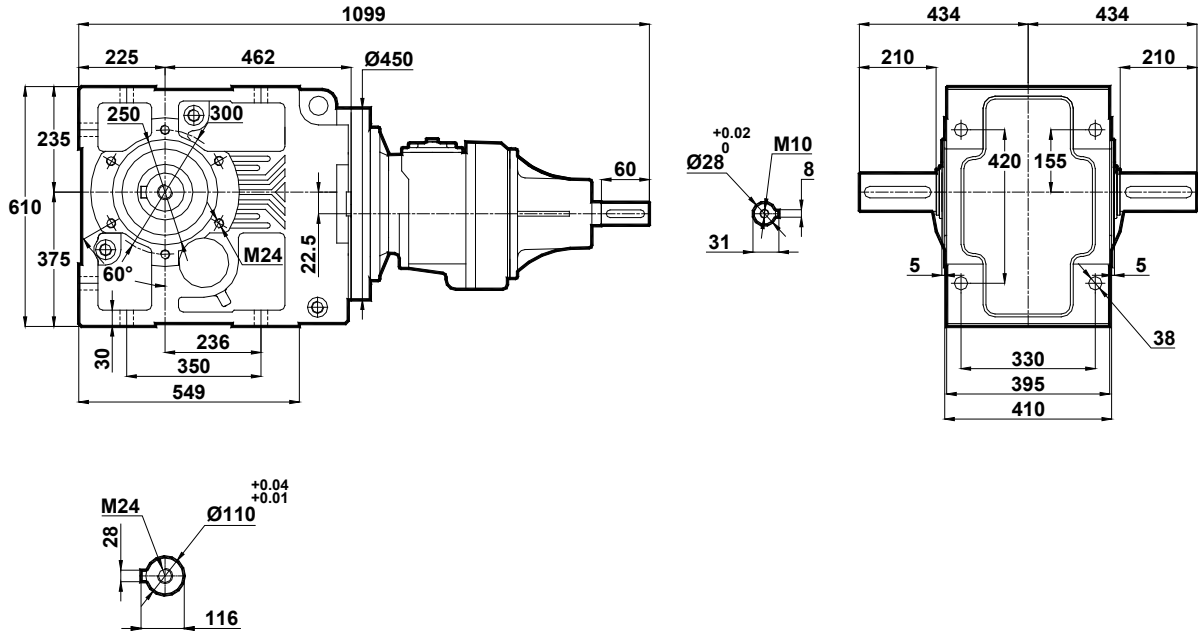
# Tabella dimensionali

## Dimension Pages

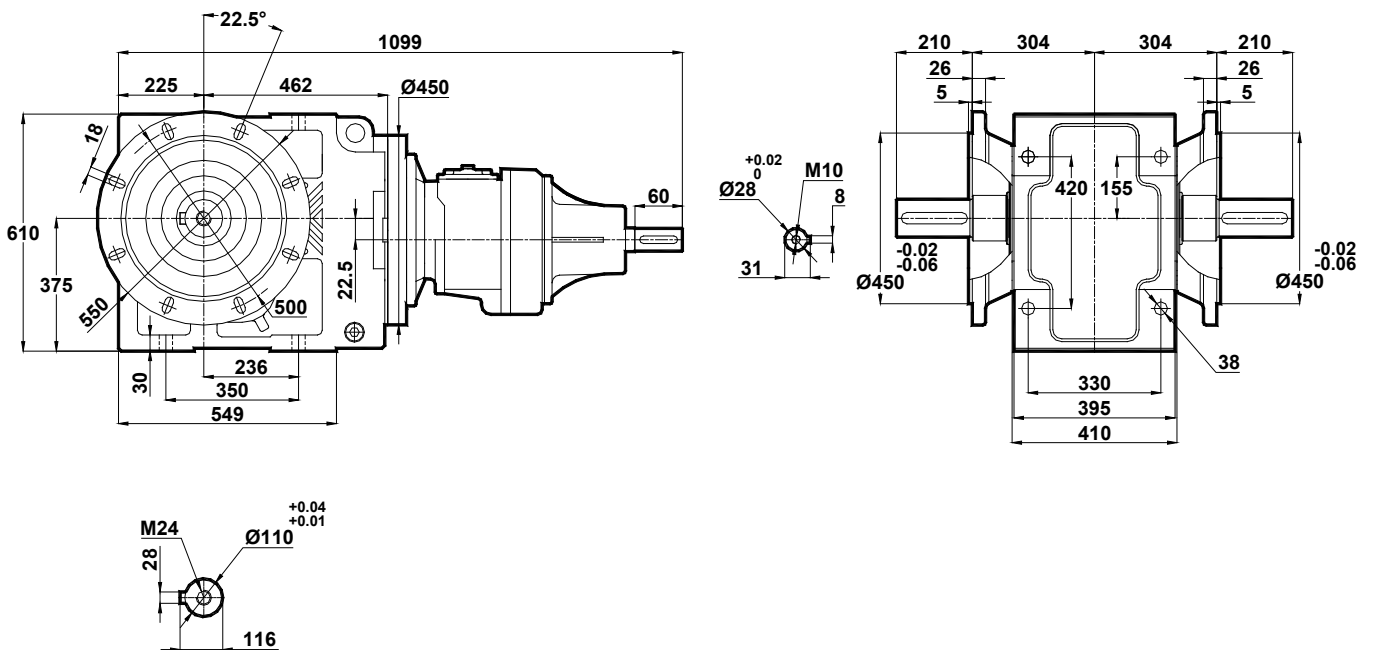
### Abmessungsseiten

Foro di centraggio filettato secondo DIN 332 foglio 2 / Tapped center hole to DIN 332, sheet 2 / Zentrierung mit gewinde DIN 332, Blatt 2

KT875.04  
KT876.04



KT875.05  
KT876.05





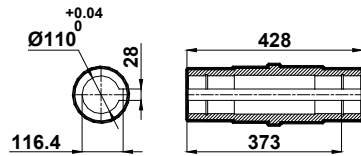
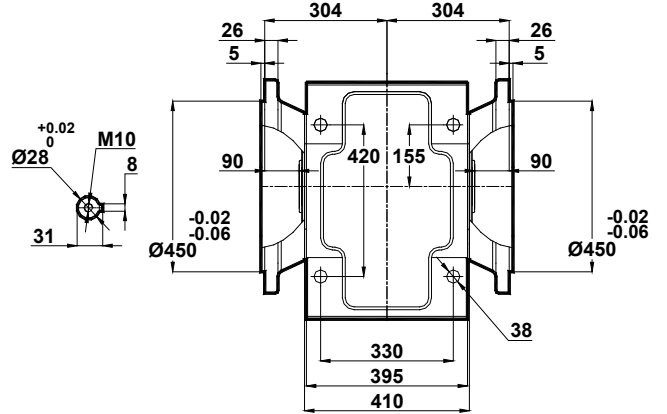
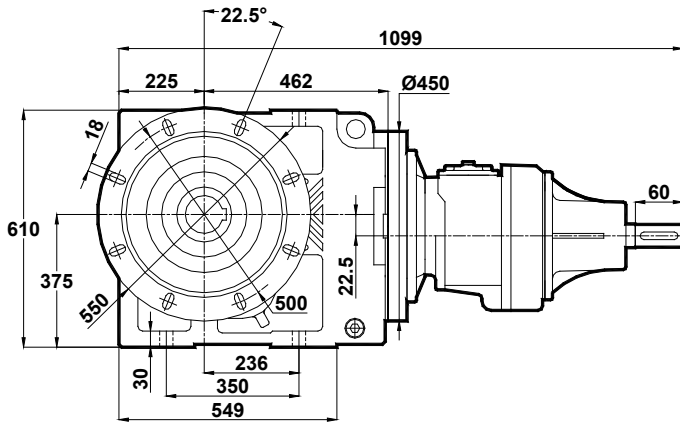
# Tabelle dimensionali

## Dimension Pages

### Abmessungsseiten

Foro di centraggio filettato secondo DIN 332 foglio 2 / Tapped center hole to DIN 332, sheet 2 / Zentrierung mit gewinde DIN 332, Blatt 2

KT875.08  
KT876.08





# Tabelle dimensionali

## Dimension Pages

### Abmessungsseiten

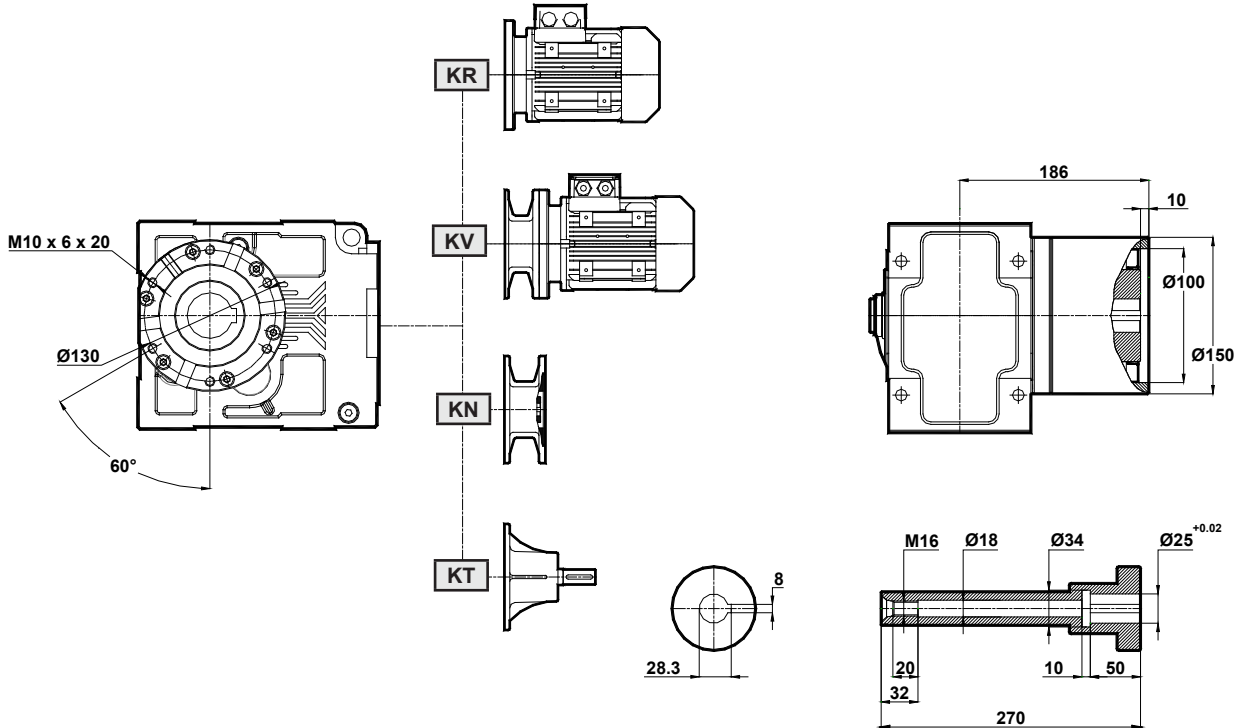
Foro di centraggio filettato secondo DIN 332 foglio 2 / Thread center hole to DIN 332 sheet 2 / Zentrierung mit Gewinde DIN 332, Blatt 2

## K SERISI EKSTRUDER TIP REDUKTORLER

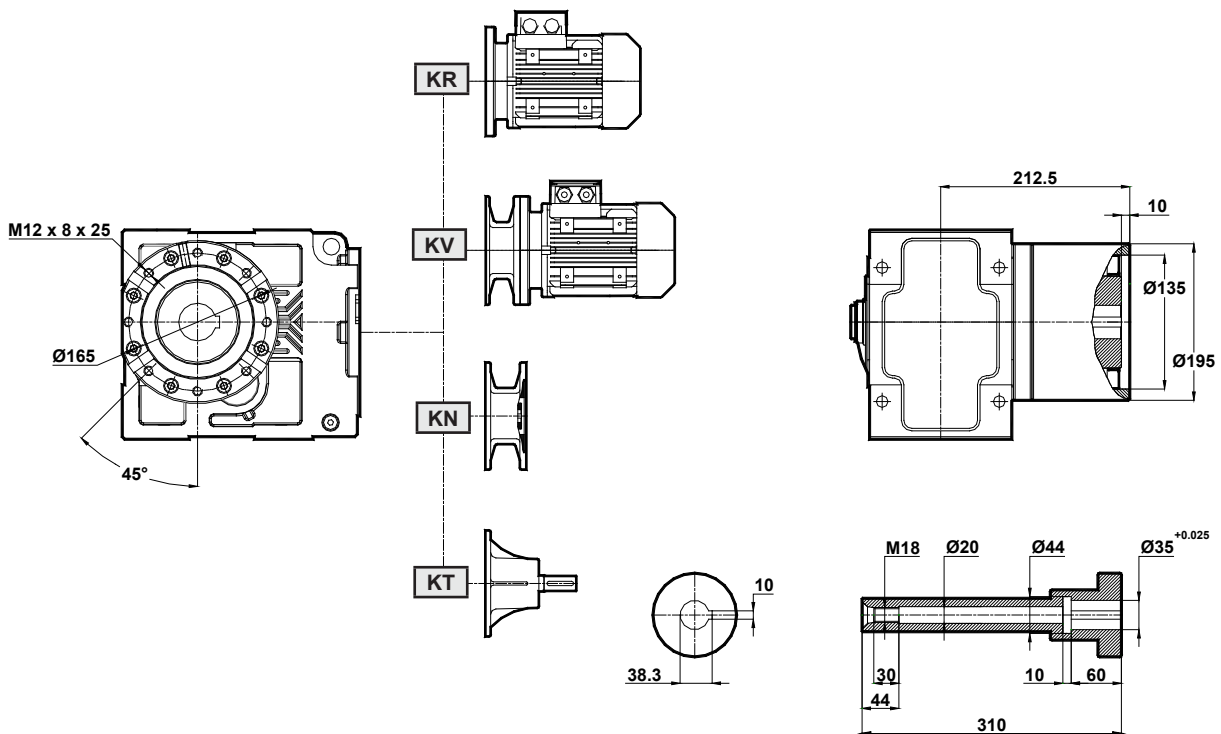
### K SERIES EXTRUDER TYPE GEARBOXES

### EXTRUDER GETRIEBEN VON K SERIE GETRIEBEN

#### K.27.E



#### K.37.E



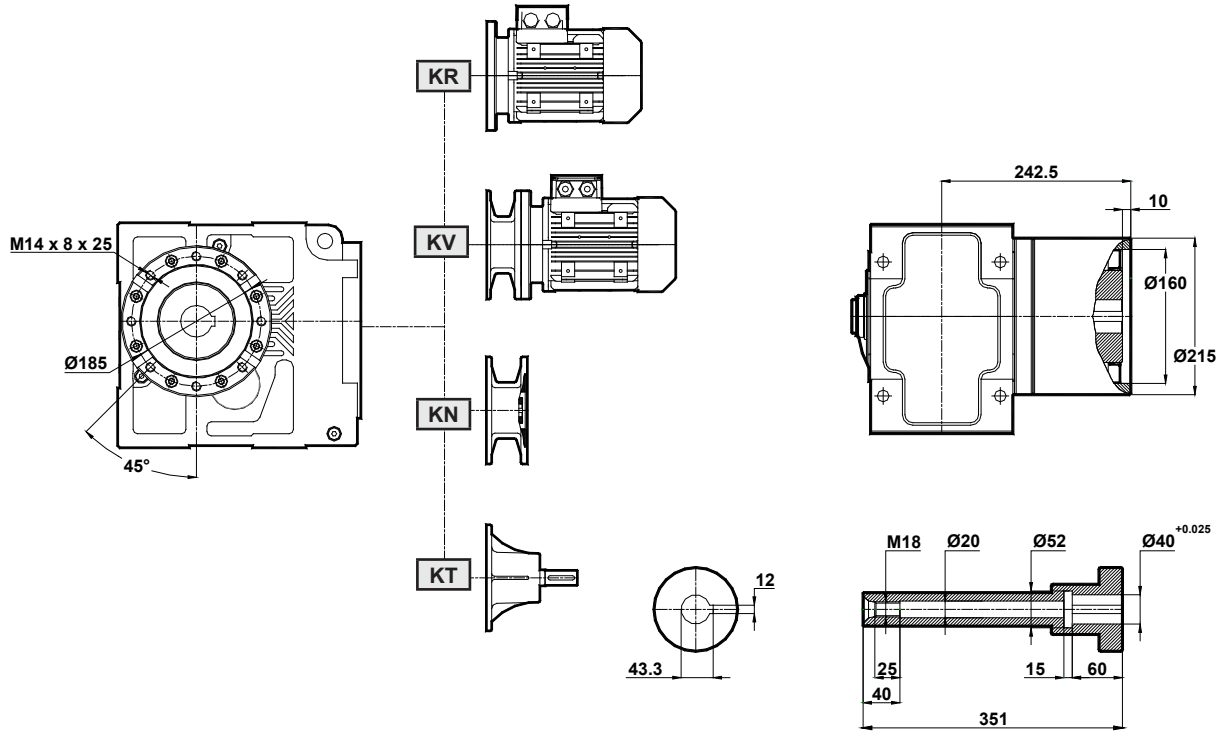


# Tabelle dimensionali

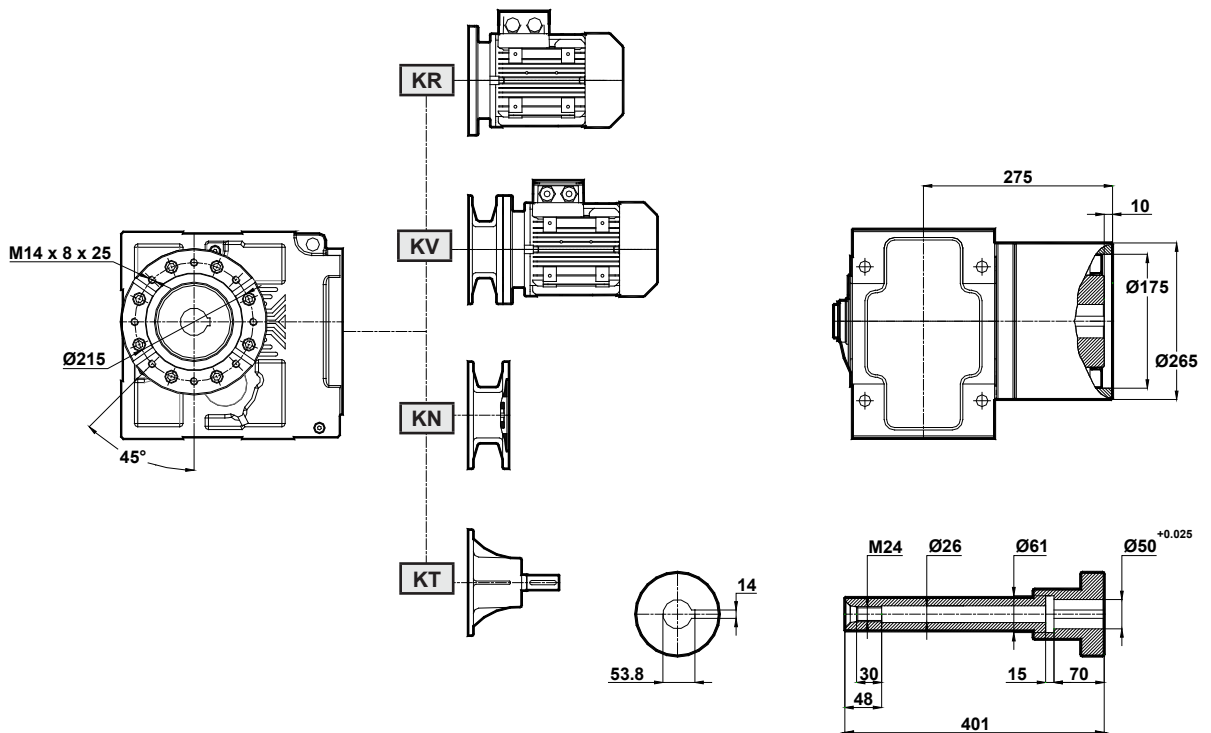
## Dimension Pages

### Abmessungsseiten

K.47.E



K.57.E





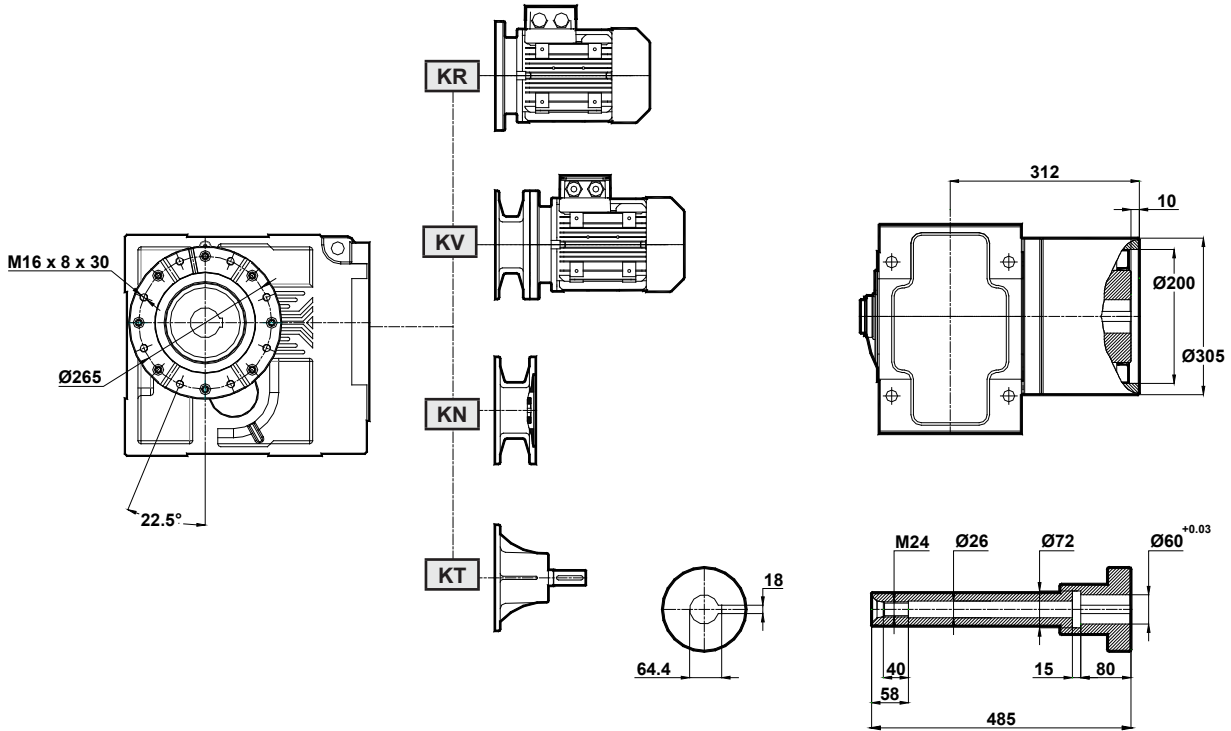
# Tabella dimensionali

## Dimension Pages

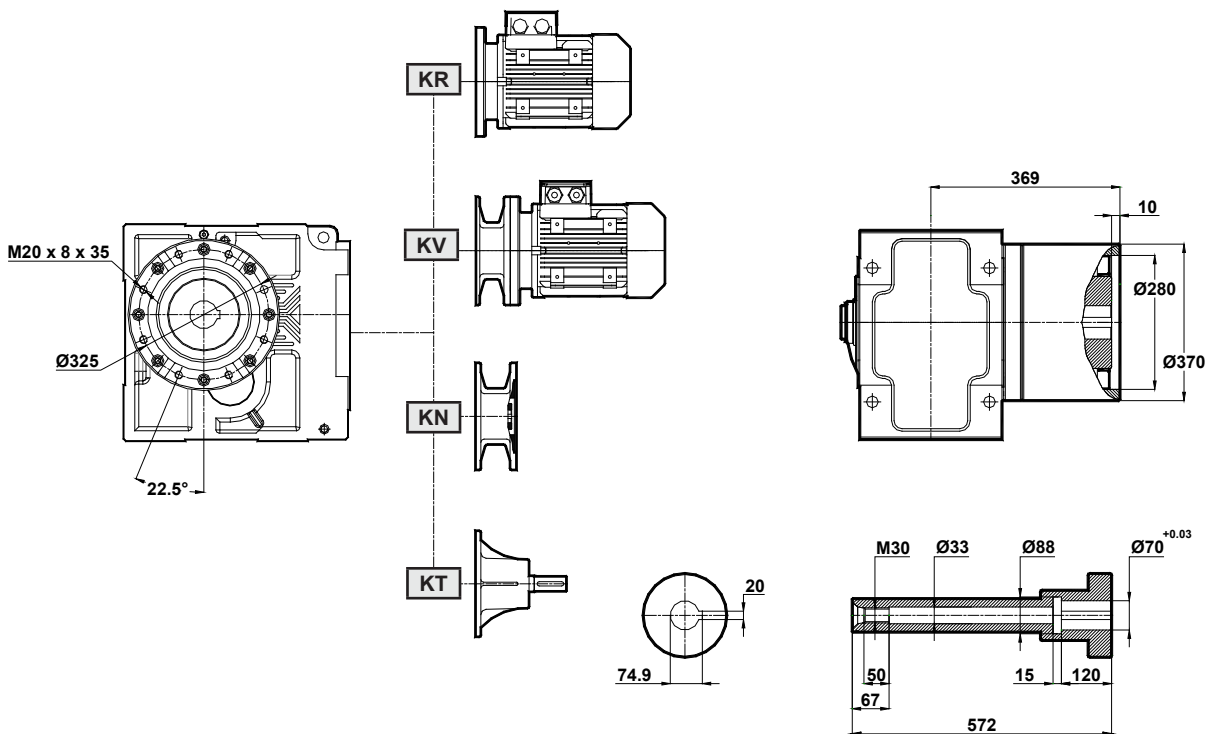
## Abmessungsseiten

Foro di centraggio filettato secondo DIN 332 foglio 2 / Tapped center hole to DIN 332, sheet 2 / Zentrierung mit gewinde DIN 332, Blatt 2

### K.67.E



### K.77.E



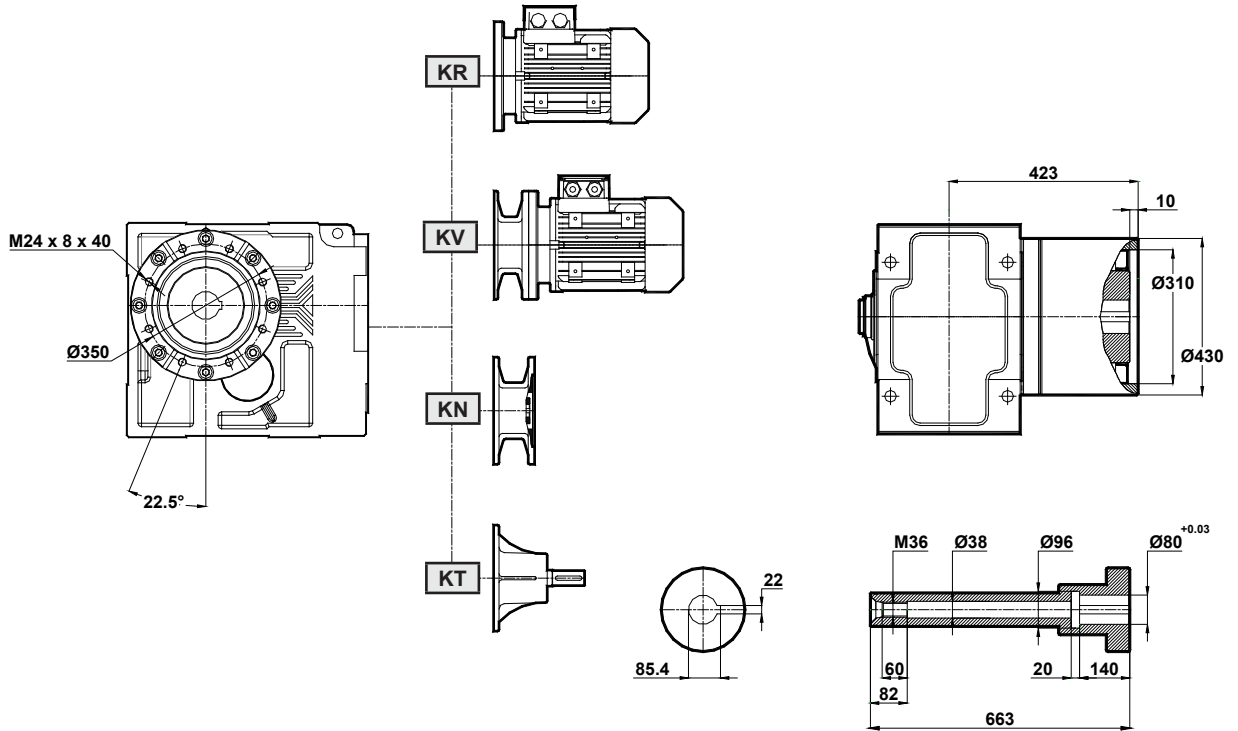


# Tabelle dimensionali

## Dimension Pages

### Abmessungsseiten

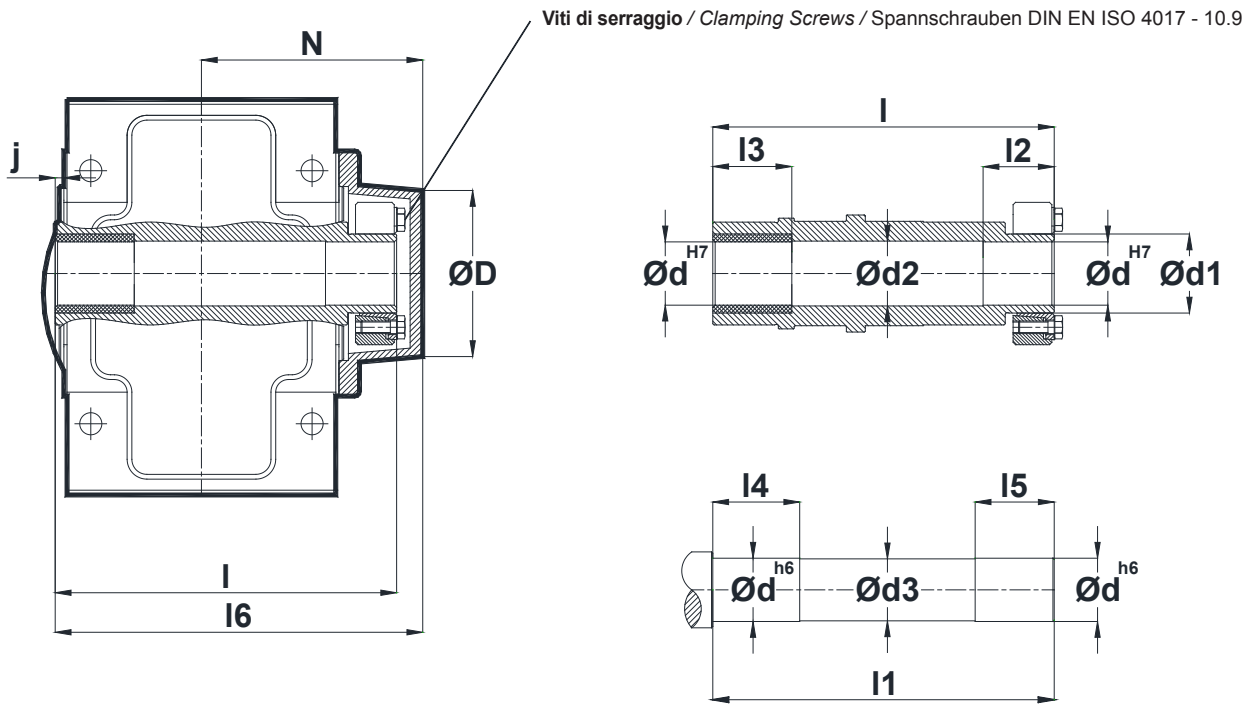
K.87.E





## Tabelle dimensionali Dimension Pages Abmessungsseiten

### ALBERO CAVO SERIE K CON CONNETTORE PER GIUNTO AD ATTRITO K SERIES HOLLOW SHAFT WITH SHRINK DISK CONNECTOR K SERIE HOHLWELLE MIT SCHRUMPFSCHEIBE



	ØD	Ød	Ød1	Ød2	Ød3	I	I1	I2	I3	I4	I5	I6	N	j	M x z	Ta [Nm]
<b>K..00..0S</b>	69	20	24	21	19	137	140	27	20	25	35	147	89.5	4	M6 x 5	12
<b>K..10..0S</b>	88	30	38	31	29	147	150	32	22	27	40	161	101	4	M8 x 5	30
<b>K..20..0S</b>	94	35	44	36	34	170	173	35	25	30	43	183	113	5	M8 x 6	30
<b>K..27..0S</b>	98	35	44	36	34	186	189	35	25	30	43	201	122.5	4.5	M8 x 6	30
<b>K..37..0S</b>	106	40	50	41	39	216	219	40	35	40	48	233	140.5	5.5	M8 x 8	30
<b>K..47..0S</b>	129	50	62	51	49	249	252	45	40	45	53	236.5	156	5.5	M8 x 9	30
<b>K..57..0S</b>	164	60	75	61	59	282	285	50	45	50	58	302.5	179.5	5.5	M10 x 10	59
<b>K..67..0S</b>	164	70	80	71	69	345	348	55	50	55	63	364	210	6	M10 x 10	59
<b>K..77..0S</b>	219	90	110	91	79	418	421	70	60	70	83	438.5	257	7.5	M12 x 12	100
<b>K..87..0S</b>	260	110	130	111	109	492	495	80	70	80	93	517	303	9	M14 x 9	160



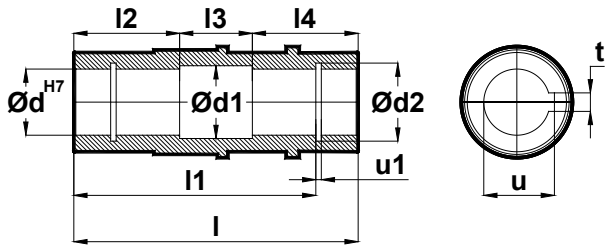


# Tabelle dimensionali

## Dimension Pages

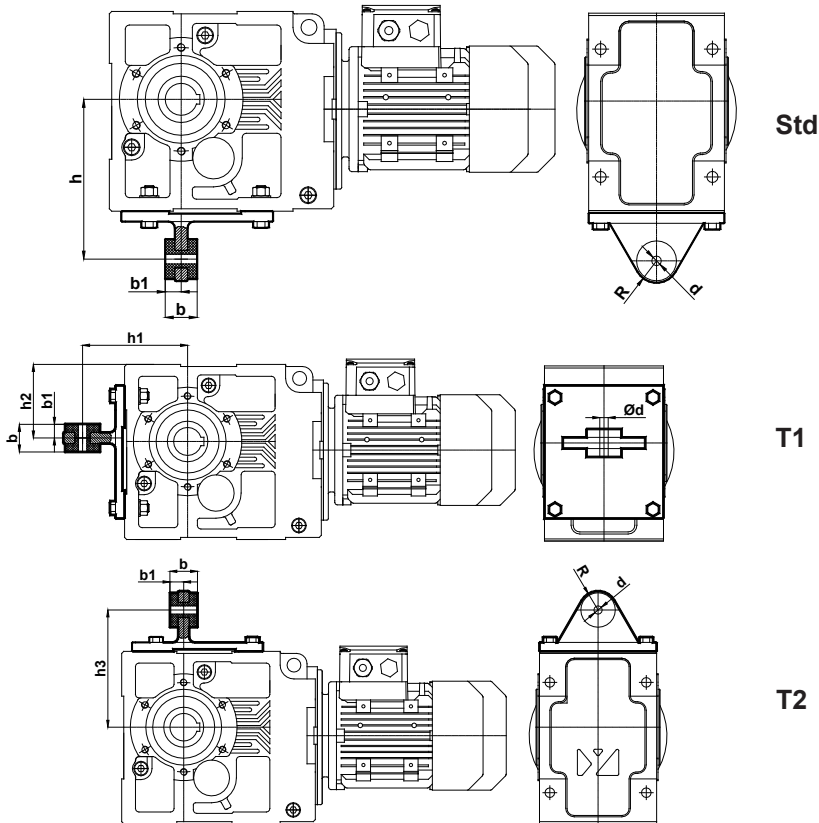
### Abmessungsseiten

#### DIMENSIONI ALBERO CAVO PER RIDUTTORI SERIE K HOLLOW SHAFT DIMENSIONS FOR K SERIES GEARBOXES HOHLWELLEABMESSUNGEN VON K SERIE GETRIEBEN



Tip Type Typ	d	d1	d2	l	l1	l2	l3	l4	u1	t	u
K.00..	20	21	21	115	100	40	35	40	1.1	6	22.8
K.10..	30	31	31.4	120	105	45	30	45	1.3	8	33.3
K.20..	35	36	36.4	140	120	55	30	55	1.6	8	38.3
K.27..	35	36	37	157	132	60	37	60	1.6	10	38.3
K.37..	40	41	42.5	185	156	70	45	70	1.85	12	43.3
K.47..	50	51	53	215	183	82	51	82	2.15	14	53.8
K.57..	60	61	63	246	210	96	54	96	2.15	18	64.4
K.67..	70	71	73	308	270	110	88	110	2.65	20	74.9
K.77..	90	91	93.5	363	313	135	93	135	3.15	25	95.4
K.87..	110	111	114	428	373	160	108	160	4.15	28	116.4

#### K.27.. - K.87.. DETTAGLI DI ASSEMBLAGGIO BRACCIO DI TORSIONE K.27.. - K.87.. TORQUE ARM ASSEMBLY DETAILS K.27.. - K.87.. DREHMOMENTSTÜTZE MONTAGE ZEICHNUNGEN



Tip	b	b1	d	R	Std	T1		T2
					h	h1	h2	h3
KR273.10	56	28	17	22,5	160	119	73	141
KR373.10	74	37	22	27,5	200	150	105	170
KR473.10	78	39	22	27,5	250	182	155	210
KR573.10	105	52,5	26	42,5	300	220	180	251
KR673.10	110	55	26	42,5	350	245	200	260
KR773.10	155	77,5	32	50	450	335	260	360
KR873.10	160	80	32	55	550	400	263	410

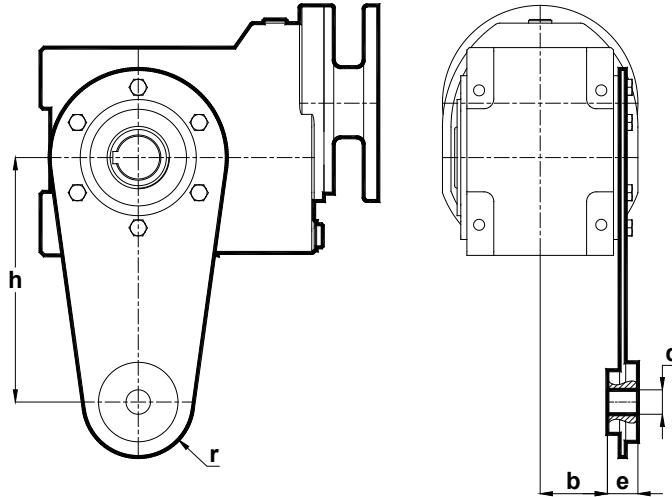


# Tabelle dimensionali

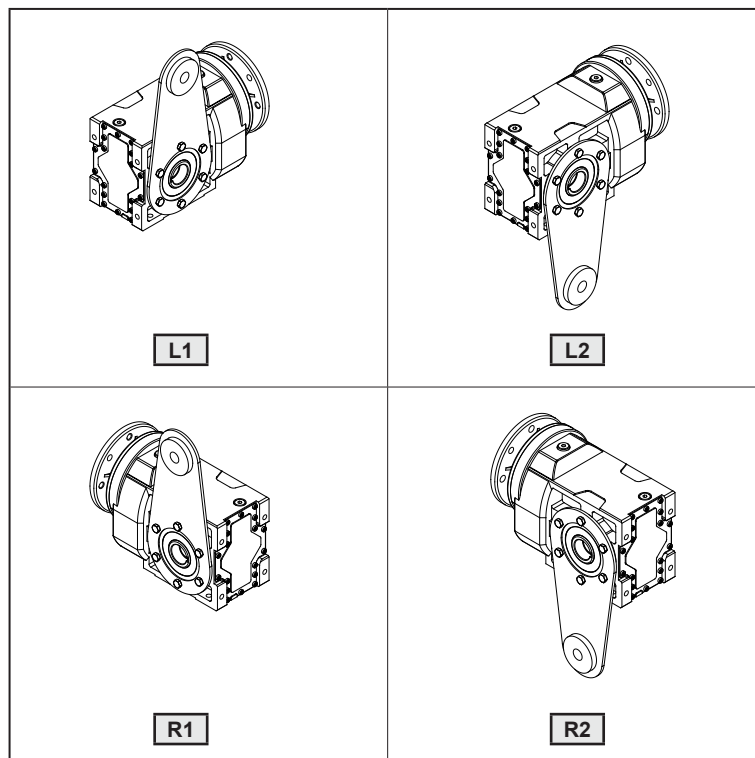
## Dimension Pages


## Abmessungsseiten

**K.00.. - K.20.. DETTAGLI DI ASSEMBLAGGIO BRACCIO DI TORSIONE**  
*K.00.. - K.20.. TORQUE ARM ASSEMBLY DETAILS*  
**K.00.. - K.20.. DREHMOMENTSTÜTZE MONTAGE ZEICHNUNGEN**



Tipo Type Typ	b	e	d	r	h
<b>K.00..</b>	47	16	10	32	100
<b>K.10..</b>	49.5	16	10	36	150
<b>K.20..</b>	54.5	25	20	45	200



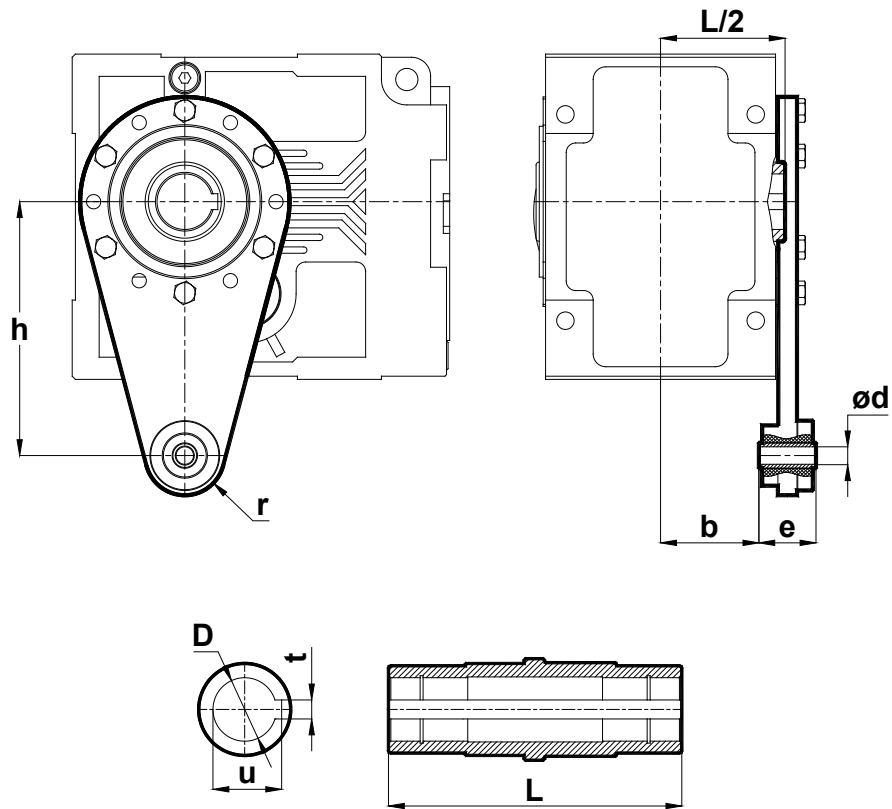


## Tabelle dimensionali


### Dimension Pages

### Abmessungsseiten

**K.273.. - K.773.. DETTAGLI DI ASSEMBLAGGIO BRACCIO DI TORSIONE**  
**K.273.. - K.773.. TORQUE ARM ASSEMBLY DETAILS**  
**K.273.. - K.773.. DREHMOMENTSTÜTZE MONTAGE ZEICHNUNGEN**



Tipo Type Typ	b	e	ød	r	h	D	t	u	L
<b>K.273</b>	62	36	ø11	25	160	35	10	38,3	157
<b>K.373</b>	63	60	ø16,5	35	200	40	12	43,3	185
<b>K.473</b>	78	60	ø16,5	35	250	50	14	53,8	215
<b>K.573</b>	73,5	100	ø25	48	300	60	18	64,4	246
<b>K.673</b>	105,5	100	ø25	54	380	70	20	74,9	308
<b>K.773</b>	131,5	100	ø25	58	450	90	25	95,4	363
<b>K.873</b>	155	120	ø32	70	550	110	28	116,4	428

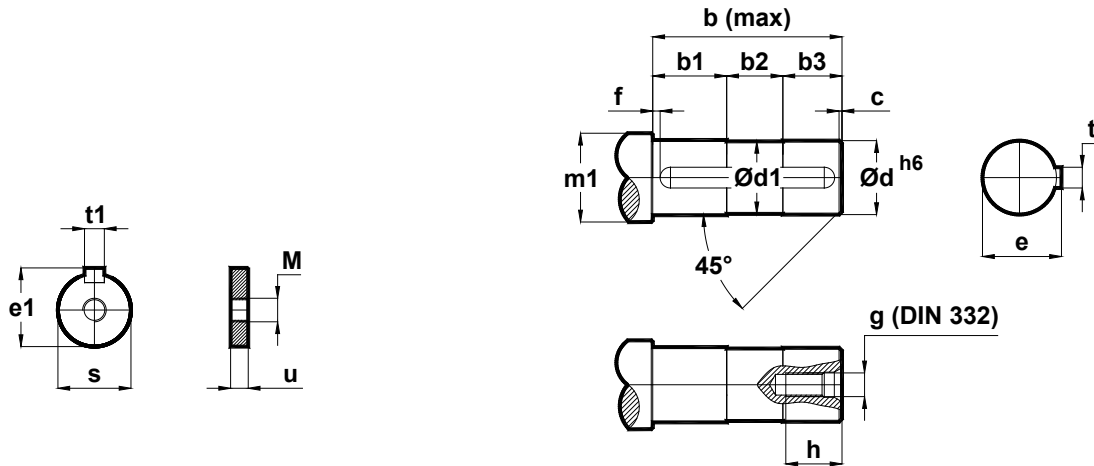


# Tabelle dimensionali

## Dimension Pages

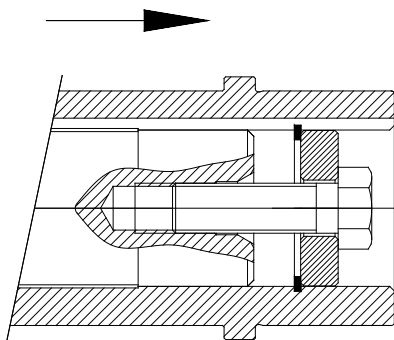
## Abmessungsseiten

**DIMENSIONI DEGLI ALBERI RACCOMANDATE E ACCESSORI USATI PER L'ASSEMBLAGGIO DEI RIDUTTORI SERIE K**  
**ADVISED SHAFT DIMENSIONS AND ACCESSORIES USED FOR ASSEMBLING K SERIES GEARBOXES**  
**EMPFOHLENE WELLEN MASSEN UND VERBINDUNGSELEMENTE BEI MONTAGE FÜR K SERIE GETRIEBE**

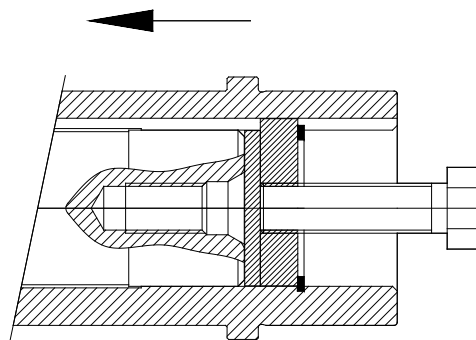


Tipo Type Typ	s	u	e1	t1	M	d	d1	m1	f	b	b1	b2	b3	c	g	h	e	t
<b>K.00..</b>	19.7	10	22	5.5	M10	20	19	24	5	86	45	25	16	0.5	M6	18	22.5	6
<b>K.10..</b>	29.7	10	33	7.5	M12	30	29	36		90	50	20	20	1	M10	24	33	8
<b>K.20..</b>	34.7	12	38	9.5	M16	35	34	43		102	60	20	22	1	M12	30	38	10
<b>K.27..</b>	34.7	12	38	9.5	M16	35	34	43		114	65	27	22	1	M12	30	38	10
<b>K.37..</b>	39.7	12	43	11.5	M20	40	39	50		138	75	35	28	2	M16	38	43	12
<b>K.47..</b>	49.7	12	53.5	13.5	M20	50	49	60		165	87	41	37	3	M16	38	53.5	14
<b>K.57..</b>	59.7	16	64	17.5	M24	60	59	75		188	101	44	43	3	M20	44	64	18
<b>K.67..</b>	69.7	16	74.5	19.5	M24	70	69	85		248	115	78	55	4	M20	44	74.5	20
<b>K.77..</b>	89.7	20	95	24.5	M30	90	89	110		287	140	83	64	4	M24	52	95	25
<b>K.87..</b>	109.7	20	116	27.5	M30	110	109	130		347	165	98	84	4	M24	52	116	28


**Montaggio albero / Shaft Mounting / Einziehen**



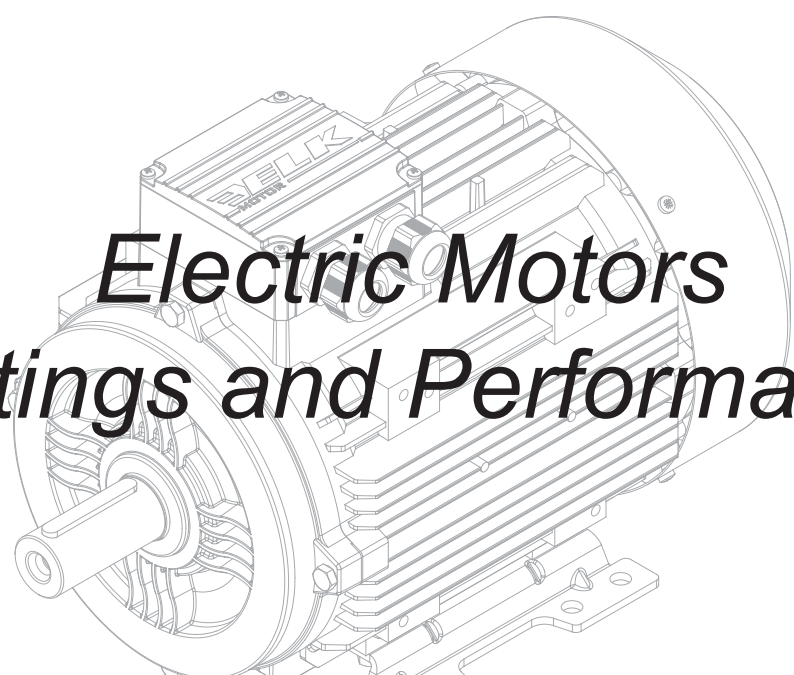
**Estrazione albero / Shaft Pulling Out / Heraus Drücken**



**6 Vite a testa esagonale / 6 Contour Bolt / Sechskantschraube**  
 (DIN ISO 4014 . DIN ISO 4017)  
 (DIN ISO 8765)




# Taglie e prestazioni dei motori elettrici



*Electric Motors  
Ratings and Performance*

Elektromotoren  
Leistungsdaten



# Taglie e prestazioni dei motori elettrici


## Electric Motors Ratings and Performance

### Elektromotoren Leistungsdaten

400V 50Hz 3000 giri/min / 400V 50Hz 3000 rpm / 400V 50Hz 3000 UpM

**IE3**

Tipo Type Typ	Dati a pieno carico Full-load Data Vollastdaten							Dati all'avvio Starting Data Startdaten		Coppia massima Breakdown Torque Kippmoment $M_K/M_N$	Momento di inerzia Moment of Inertia Trägheitsmoment $\text{kgm}^2$	B3 Peso motore B3 Motor Weight B3 Motor Gewicht kg	Livello di rumorosità Noise Level Geräuschpegel dB(A)	
	Potenza	Velocità	Corrente	Momento	Fattore di potenza	Efficienza % $\eta$			Corrente					Coppia
	Power Leistung	Speed Drehzahl	Current Nennstrom	Torque Drehmoment	Power Factor Leistungsfaktor	Efficiency % $\eta$ Wirkungsgrad % $\eta$			Current Nennstrom					Torque Drehmoment
	kW	d/d rpm UpM	A	Nm	Cos $\phi$	4 / 4	3 / 4	1 / 2	$I_A/I_N$					$M_A/M_N$
3E71M/2B	0,37	2830	0,86	1,25	0,81	76,6	77,0	75,0	6,0	2,8	3,0	0,00086	6,2	53
3E71M/2C	0,55	2830	1,19	1,86	0,84	79,4	80,2	78,8	6,1	2,9	3,3	0,00096	7,2	53
3E80M/2B	0,75	2880	1,59	2,49	0,84	80,7	82,0	81,5	6,7	3,0	3,6	0,00140	9,6	54
3E80M/2C	1,1	2880	2,26	3,64	0,85	82,7	83,0	82,4	6,8	3,1	3,8	0,00165	10,9	54
3E90S/2B	1,5	2900	2,97	4,94	0,86	84,8	85,4	84,2	7,6	3,1	3,9	0,00220	15,6	59
3E90L/2C	2,2	2900	4,25	7,24	0,87	85,9	86,8	86,1	7,2	3,0	3,8	0,00310	17,0	59
3E100L/2C	3	2915	5,58	9,83	0,89	87,1	87,6	86,9	7,9	3,0	4,1	0,00540	23,3	62
3E112M/2C	4	2915	7,28	13,1	0,90	88,1	88,8	88,2	7,5	2,6	3,9	0,01100	29,1	65
3E132S/2B	5,5	2945	9,9	17,83	0,90	89,2	89,0	88,6	8,9	2,9	3,9	0,02200	44,4	67
3E132S/2C	7,5	2945	13,2	24,32	0,91	90,1	90,5	89,7	8,4	2,6	4,0	0,02900	51,5	67
3E160M/2A	11	2955	19,5	35,5	0,89	91,2	91,2	90,4	8,5	3,1	4,0	0,03400	105	70
3E160M/2B	15	2955	27	48,5	0,87	91,9	91,8	91,6	7,5	2,4	3,0	0,04600	120	70
3E160L/2	18,5	2960	31,5	59,9	0,92	92,4	92,5	92,0	8,2	3,0	3,2	0,05600	145	70
3E180M/2	22	2960	38	71	0,90	92,7	92,6	92,2	7,0	2,4	3,0	0,07500	170	70
3G200L/2a	30	2980	52	96	0,89	93,3	93,3	92,8	8,5	2,8	3,5	0,15000	240	73
3G200L/2b	37	2980	63	119	0,90	93,7	93,7	93,1	8,3	2,8	3,1	0,17000	270	73
3G225M/2	45	2980	77	144	0,91	94,0	94,1	93,0	8,7	2,7	3,1	0,26000	380	73
3G250M/2	55	2985	92	176	0,92	94,3	94,5	93,3	8,7	2,9	3,0	0,47000	480	76
3G280S/2	75	2985	127	240	0,90	94,7	94,6	94,0	8,0	2,9	3,2	0,62000	585	76
3G280M/2	90	2985	148	288	0,92	95,0	95,0	93,7	8,2	2,9	3,0	0,74000	645	76
3G315S/2	110	2985	186	353	0,90	95,2	95,2	94,0	8,0	2,5	3,0	1,20000	742	76
3G315M/2a	132	2985	223	423	0,90	95,4	95,4	94,1	8,0	2,4	3,5	1,40000	812	79
3G315M/2b	160	2985	265	513	0,91	95,6	95,6	94,2	8,0	2,5	3,0	1,50000	912	79



# Taglie e prestazioni dei motori elettrici


## Electric Motors Ratings and Performance

### Elektromotoren Leistungsdaten

400V 50Hz 3000 giri/min / 400V 50Hz 3000 rpm / 400V 50Hz 3000 UpM

IE3

Tipo Type Typ	Dati a pieno carico Full-load Data Volllastdaten								Dati all'avvio Starting Data Startdaten		Coppia massima Breakdown Torque Kippmo- ment	Momento di inerzia Moment of Inertia Trägheits- moment	B3 Peso motore B3 Motor Weight B3 Motor Gewicht	Livello di rumorosità Noise Level Geräusch- pegel
	Potenza Power Leistung	Velocità Speed Drehzahl	Corrente Current Nennstrom	Momento Torque Drehmoment	Fattore di potenza Power Factor Leistungsfaktor	Efficienza % $\eta$ Efficiency % $\eta$ Wirkungsgrad % $\eta$			Corrente Current Nennstrom	Coppia Torque Drehmoment				
	kW	d/d rpm UpM	A	Nm	cos $\phi$	4 / 4	3 / 4	1 / 2	I <sub>A</sub> /I <sub>N</sub>	M <sub>A</sub> /M <sub>N</sub>				
3E71M/4C	0,25	1435	0,67	1,66	0,71	76,0	75,4	71,5	5,4	2,2	3,0	0,00096	6,8	45
3E71M/4D	0,37	1435	0,97	2,46	0,70	78,5	78,2	75,0	5,5	2,2	3,1	0,00120	7,5	45
3E80M/4C	0,55	1450	1,34	3,62	0,73	80,8	80,4	77,0	5,9	2,1	3,1	0,00220	10,5	50
3E80M/4D	0,75	1450	1,77	4,94	0,74	82,5	82,3	80,0	6,2	2,5	3,4	0,00360	11,6	50
3E90S/4C	1,1	1450	2,46	7,25	0,76	84,5	84,3	82,0	7,0	2,6	3,6	0,00420	16,3	51
3E90L/4D	1,5	1450	3,3	9,88	0,77	85,3	85,2	83,0	7,2	2,8	3,8	0,00480	18,0	51
3E100L/4C	2,2	1450	4,65	14,49	0,79	86,7	87,2	86,0	7,2	2,8	3,6	0,01100	24,4	53
3E100L/4D	3	1450	6,26	19,76	0,79	87,7	88,0	87,0	7,2	2,8	3,6	0,01300	26,7	53
3E112M/4D	4	1460	8,05	26,16	0,81	88,6	88,4	87,5	7,4	2,8	3,8	0,01500	33,9	58
3E132S/4C	5,5	1460	10,65	36	0,83	89,6	90,2	90,0	7,4	2,8	3,4	0,03500	53,4	61
3E132M/4D	7,5	1465	14,4	48,9	0,83	90,4	90,4	89,4	7,9	3,0	3,8	0,04200	59,5	61
3E160M/4C	11	1470	21	71,5	0,83	91,4	91,3	91,0	6,9	2,4	3,1	0,07200	120	63
3E160L/4D	15	1470	29	97,4	0,81	92,1	92,0	91,8	6,9	2,5	3,2	0,09200	144	63
3E180M/4	18,5	1475	34,5	120	0,84	92,6	92,6	91,6	7,8	3,2	3,8	0,15000	180	64
3E180L/4	22	1475	42,5	142	0,80	93,0	92,8	92,0	8,3	3,5	4,0	0,17000	190	64
3G200L/4	30	1475	55	194	0,84	93,6	93,5	93,3	7,9	2,8	3,7	0,25000	240	64
3G225S/4	37	1475	67	240	0,85	93,9	93,9	93,5	7,5	3,1	3,3	0,36000	330	64
3G225M/4	45	1475	80	291	0,86	94,2	94,2	93,4	7,4	3,0	3,1	0,44000	360	64
3G250M/4	55	1480	96	355	0,87	94,6	94,7	94,0	7,7	3,2	3,0	0,78000	445	67
3G280S/4	75	1485	133	482	0,86	95,0	94,9	94,4	7,6	2,9	3,0	1,11000	605	67
3G280M/4	90	1485	158	579	0,86	95,2	95,2	94,8	7,4	2,9	3,0	1,32000	665	67
3G315S/4	110	1487	194	707	0,86	95,4	95,2	95,0	7,4	2,4	3,0	2,5000	861	74
3G315M/4a	132	1487	230	848	0,87	95,6	95,4	95,3	7,4	2,4	3,0	2,8000	882	74
3G315M/4b	160	1488	275	1027	0,88	95,8	95,6	95,6	6,9	2,2	2,9	3,0000	930	74



# Taglie e prestazioni dei motori elettrici

## Electric Motors Ratings and Performance


### Elektromotoren Leistungsdaten

400V 50Hz 3000 giri/min / 400V 50Hz 3000 rpm / 400V 50Hz 3000 UpM

**IE3**

Tipo Type Typ	Dati a pieno carico Full-load Data Vollastdaten							Dati all'avvio Starting Data Startdaten		Coppia massima Breakdown Torque Kippmoment $M_K/M_N$	Momento di inerzia Moment of Inertia Trägheitsmoment $\text{kgm}^2$	B3 Peso motore B3 Motor Weight B3 Motor Gewicht kg	Livello di rumorosità Noise Level Geräuschpegel dB(A)	
	Potenza	Velocità	Corrente	Momento	Fattore di potenza	Efficienza % $\eta$			Corrente					Coppia
	Power Leistung	Speed Drehzahl	Current Nennstrom	Torque Drehmoment	Power Factor Leistungsfaktor	Efficiency % $\eta$ Wirkungsgrad % $\eta$			Current Nennstrom					Torque Drehmoment
	kW	d/d rpm UpM	A	Nm	Cos $\phi$	4 / 4	3 / 4	1 / 2	$I_A/I_N$					$M_A/M_N$
3E71M/6C	0,18	930	0,55	1,85	0,69	68,0	67,4	62,6	3,6	2,0	2,4	0,00092	6,7	41
3E71M/6D	0,25	930	0,77	2,57	0,67	70,0	69,7	66,0	3,6	2,2	2,5	0,00105	7,5	41
3E80M/6B	0,37	930	1,03	3,8	0,70	74,0	73,8	70,0	4,4	2,1	2,6	0,00240	9,8	43
3E80M/6C	0,55	935	1,47	5,62	0,70	77,2	77,3	74,4	4,3	2,2	2,7	0,00270	10,6	43
3E90S/6B	0,75	945	1,96	7,58	0,70	78,9	79,5	77,6	4,7	2,2	2,7	0,00400	14,6	46
3E90L/6C	1,1	940	2,75	11,2	0,71	81,0	80,8	79,4	5,0	2,2	2,7	0,00480	17,0	46
3E100L/6B	1,5	955	3,5	15	0,75	82,5	82,7	81,4	5,3	2,1	2,8	0,01400	22,5	50
3E112M/6B	2,2	965	4,95	21,7	0,76	84,3	84,5	83,5	5,5	2,2	3,0	0,01900	27,2	56
3E132S/6B	3	970	6,55	29,4	0,77	85,6	85,5	84,5	6,2	2,1	3,0	0,03400	46,5	58
3E132M/6C	4	970	8,52	39,4	0,78	86,8	87,0	85,5	6,2	2,2	3,0	0,03900	51,0	58
3E132M/6D	5,5	970	11,55	54,15	0,78	88,0	88,9	88,5	6,2	2,2	3,0	0,04200	56,0	58
3E160M/6	7,5	970	15	73,8	0,81	89,1	89,0	88,1	6,3	2,2	2,8	0,11000	126	62
3E160L/6	11	970	21,5	108,3	0,82	90,3	90,3	89,0	7,0	2,5	3,2	0,14000	146	62
3E180L/6	15	975	29	147	0,82	91,2	91,2	90,8	6,9	2,6	3,2	0,24000	209	62
3G200L/6a	18,5	975	36,5	181	0,80	91,7	91,6	91,3	7,0	2,6	3,2	0,26000	222	61
3G200L/6b	22	975	43	215	0,80	92,2	92,0	91,7	7,0	2,6	3,2	0,32000	245	61
3G225M/6	30	985	58	291	0,80	92,9	92,9	92,1	7,0	3,3	2,7	0,69000	325	62
3G250M/6	37	987	69	358	0,83	93,3	93,2	92,9	7,0	2,8	2,6	0,99000	440	64
3G280S/6	45	990	92	434	0,75	93,7	93,7	92,9	6,9	3,0	2,8	1,5000	553	65
3G280M/6	55	990	107	531	0,79	94,1	94,1	92,8	7,3	3,3	3,2	1,7000	578	65
3G315S/6	75	992	140	722	0,82	94,6	94,6	94,4	7,2	2,7	3,0	2,9000	805	72
3G315M/6a	90	992	166	866	0,83	94,9	94,9	94,5	7,2	2,7	3,0	3,5000	860	72
3G315M/6b	110	992	198	1058	0,84	95,1	95,1	94,9	7,2	2,7	3,0	4,2000	980	72
3G315L/6	132	992	235	1270	0,85	95,4	95,4	95,2	7,2	2,7	3,0	4,3000	1150	72
3G355M/6a	160	993	290	1538	0,83	95,6	95,6	95,0	7,0	2,4	3,2	6,8000	1185	72





# Taglie e prestazioni dei motori elettrici

## Electric Motors Ratings and Performance


### Elektromotoren Leistungsdaten

400V 50Hz 3000 giri/min / 400V 50Hz 3000 rpm / 400V 50Hz 3000 UpM

IE2

Tipo Type Typ	Dati a pieno carico Full-load Data Vollastdaten								Dati all'avvio Starting Data Startdaten		Coppia massima Breakdown Torque Kippmoment $M_K/M_N$	Momento di inerzia Moment of Inertia Trägheitsmoment $\text{kgm}^2$	B3 Peso motore B3 Motor Weight B3 Motor Gewicht kg	Livello di rumorosità Noise Level Geräuschpegel dB(A)
	Potenza	Velocità	Corrente	Momento	Fattore di potenza	Efficienza % $\eta$			Corrente	Coppia				
	Power Leistung	Speed Drehzahl	Current Nennstrom	Torque Drehmoment	Power Factor Leistungsfaktor	Efficiency % $\eta$ Wirkungsgrad % $\eta$			Current Nennstrom	Torque Drehmoment				
	kW	d/d rpm UpM	A	Nm	cos $\phi$	4 / 4	3 / 4	1 / 2	$I_A/I_N$	$M_A/M_N$				
G56/2b*	0,12	2800	0,35	0,41	0,74	64,5	64,1	56,9	4,2	2,5	2,8	0,00012	2,8	42
G63/2a*	0,18	2820	0,5	0,61	0,73	64,4	64,2	57,7	4,6	2,9	2,9	0,00011	3,6	52
G63/2b*	0,25	2840	0,67	0,84	0,63	67,3	67,1	60,9	4,5	2,5	2,9	0,00013	4,0	52
2E71M/2A	0,37	2805	0,9	1,26	0,80	74,2	74,5	72,5	5,0	2,5	2,8	0,00067	5,5	54
2E71M/2B	0,55	2800	1,25	1,87	0,84	75,8	77,0	76,0	5,0	2,4	2,7	0,00086	6,3	54
2E80M/2A	0,75	2850	1,67	2,51	0,83	78,0	79,0	77,5	5,7	2,5	3,0	0,00120	8,7	56
2E80M/2B	1,1	2850	2,36	3,69	0,84	80,1	81,3	80,7	5,8	2,7	3,1	0,00140	9,7	56
2E90S/2A	1,5	2880	3,19	4,98	0,83	81,8	82,6	82,0	6,0	2,4	3,1	0,00200	14,1	60
2E90L/2B	2,2	2860	4,48	7,35	0,85	83,2	85,0	85,0	6,0	2,6	3,1	0,00260	15,5	60
2E100L/2B	3	2900	5,8	9,88	0,88	84,8	85,2	84,7	7,0	2,6	3,4	0,00460	20,8	63
2E112M/2A	4	2910	7,5	13,13	0,89	86,5	87,1	86,8	7,0	2,4	3,6	0,00850	25,7	66
2E132S/2A	5,5	2930	10,2	17,93	0,89	87,4	87,8	87,0	7,5	2,4	3,7	0,01900	41	68
2E132S/2B	7,5	2925	13,6	24,5	0,90	88,5	88,8	88,6	7,6	2,6	3,7	0,02200	45,2	68
2E160M/2A	11	2945	19,5	35,7	0,91	89,5	89,5	88,6	8,5	3,4	3,6	0,03400	105	70
2E160M/2B	15	2945	28,3	48,6	0,85	90,4	90,4	89,7	7,5	3,0	3,5	0,04100	113	70
2E160L/2	18,5	2950	32,3	59,9	0,91	90,9	90,8	90,1	8,2	3,0	3,2	0,05100	135	70
2E180M/2	22	2960	38,3	71	0,91	91,3	91,3	90,8	8,2	3,0	3,5	0,07500	170	70
2G200L/2a	30	2970	52	96	0,91	92,0	92,0	91,2	8,3	2,7	3,0	0,13000	210	73
2G200L/2b	37	2970	65	119	0,89	92,6	92,6	91,7	8,3	2,7	3,0	0,15000	240	73
2G225M/2	45	2975	77	144	0,91	92,9	93,0	91,8	8,7	2,7	3,1	0,23000	343	73
2G250M/2	55	2980	94	176	0,91	93,2	93,7	92,2	8,7	2,9	3,0	0,41000	445	76
2G280S/2	75	2980	127	240	0,91	93,9	94,1	92,5	8,0	2,9	3,2	0,62000	585	76
2G280M/2	90	2980	151	288	0,91	94,2	94,2	92,7	8,5	2,7	3,0	0,74000	645	76
2G315S/2	110	2980	186	353	0,91	94,3	94,3	92,8	8,0	2,5	3,0	1,20000	742	79
2G315M/2a	132	2980	223	423	0,90	94,6	94,5	92,9	8,0	2,5	3,0	1,40000	812	79
2G315M/2b	160	2980	266	513	0,92	94,8	94,8	93,4	8,0	2,5	3,0	1,50000	912	79

\* : IE1 Dati / IE1 Data / IE1 Daten



# Taglie e prestazioni dei motori elettrici

## Electric Motors Ratings and Performance


### Elektromotoren Leistungsdaten

400V 50Hz 3000 giri/min / 400V 50Hz 3000 rpm / 400V 50Hz 3000 UpM

**IE2**

Tipo Type Typ	Dati a pieno carico Full-load Data Vollastdaten							Dati all'avvio Starting Data Startdaten		Coppia massima Breakdown Torque Kippmoment $M_K/M_N$	Momento di inerzia Moment of Inertia Trägheitsmoment $\text{kgm}^2$	B3 Peso motore B3 Motor Weight B3 Motor Gewicht kg	Livello di rumorosità Noise Level Geräuschpegel dB(A)	
	Potenza	Velocità	Corrente	Momento	Fattore di potenza	Efficienza % $\eta$			Corrente					Coppia
	Power	Speed	Current	Torque	Power Factor	Efficiency % $\eta$			Current					Torque
	Leistung	Drehzahl	Nennstrom	Drehmoment	Leistungsfaktor	Wirkungsgrad % $\eta$			Nennstrom					Drehmoment
	kW	d/d rpm UpM	A	Nm	Cos $\phi$	4 / 4	3 / 4	1 / 2	$I_A/I_N$	$M_A/M_N$				
G63/4a*	0,12	1365	0,41	0,84	0,74	57,1	57,1	53,3	3,1	2,0	2,2	0,00017	3,4	43
G63/4b*	0,18	1340	0,6	1,28	0,73	59,7	59,7	55,8	2,9	2,0	2,0	0,00021	3,9	43
2E71M/4B	0,25	1425	0,71	1,68	0,69	74,0	73,5	70,5	4,4	2,0	3,0	0,00080	5,9	46
2E71M/4C	0,37	1425	1,0	2,47	0,70	76,1	75,5	71,5	4,6	2,0	3,0	0,00096	6,7	46
2E80M/4B	0,55	1440	1,45	3,65	0,71	77,1	76,7	75,0	5,2	2,0	3,0	0,00180	9,7	50
2E80M/4C	0,75	1440	1,89	4,97	0,72	79,6	79,2	77,0	5,2	2,0	3,0	0,00220	10,5	50
2E90S/4B	1,1	1440	2,6	7,3	0,75	81,4	81,4	80,5	5,6	2,2	3,1	0,00290	14,4	52
2E90L/4C	1,5	1440	3,4	9,95	0,77	82,8	83,0	82,0	6,0	2,3	3,2	0,00360	17,2	52
2E100L/4B	2,2	1445	4,85	14,6	0,78	84,3	85,3	84,2	6,0	2,1	3,2	0,00800	22,7	54
2E100L/4C	3	1440	6,42	19,89	0,79	85,5	85,7	84,6	6,3	2,3	3,1	0,01100	24,2	54
2E112M/4C	4	1450	8,2	26,35	0,81	86,8	87,4	86,5	6,6	2,5	3,4	0,01300	32	58
2E132S/4B	5,5	1455	11,05	36,1	0,82	87,7	88,6	88,0	6,7	2,6	3,2	0,03000	47,8	62
2E132M/4C	7,5	1460	15	49	0,81	88,7	89,0	89,0	7,0	2,7	3,3	0,03500	54,8	62
2E160M/4B	11	1470	21	71,5	0,84	90,0	90,1	89,3	6,9	2,8	3,1	0,07200	130	63
2E160L/4C	15	1470	29,3	97,4	0,82	90,6	90,7	89,7	7,5	2,6	3,5	0,09200	141	63
2E180M/4	18,5	1475	34,5	120	0,85	91,3	91,4	90,4	7,7	3,2	3,4	0,15000	180	64
2E180L/4	22	1475	42,5	142	0,82	91,7	91,7	90,6	8,3	3,7	3,8	0,17000	190	64
2G200L/4	30	1475	55	194	0,85	92,5	92,6	92,1	8,0	3,1	3,6	0,23000	227	64
2G225S/4	37	1475	67	240	0,86	92,7	92,7	92,2	7,2	3,0	3,0	0,35000	314	64
2G225M/4	45	1475	80	291	0,87	93,3	93,3	92,4	7,3	3,0	3,0	0,44000	360	64
2G250M/4	55	1480	96	355	0,88	93,7	93,8	93,2	7,6	3,1	2,9	0,78000	445	67
2G280S/4	75	1485	133	482	0,87	94,0	94,1	93,4	7,9	2,6	2,8	1,11000	605	67
2G280M/4	90	1485	158	579	0,87	94,3	94,5	93,8	7,4	2,9	3,0	1,32000	665	67
2G315S/4	110	1485	195	707	0,86	94,5	94,5	93,8	7,0	2,3	2,6	2,10000	784	74
2G315M/4a	132	1485	235	849	0,86	94,7	94,5	93,8	7,0	2,3	2,6	2,50000	861	74
2G315M/4b	160	1485	280	1029	0,87	95,0	94,9	94,0	7,0	2,3	2,6	2,70000	882	74

\* : IE1 Dati / IE1 Data / IE1 Daten



# Taglie e prestazioni dei motori elettrici

## Electric Motors Ratings and Performance

### Elektromotoren Leistungsdaten

400V 50Hz 3000 giri/min / 400V 50Hz 3000 rpm / 400V 50Hz 3000 UpM

IE2

Tipo Type Typ	Dati a pieno carico Full-load Data Vollastdaten								Dati all'avvio Starting Data Startdaten		Coppia massima Breakdown Torque Kippmoment $M_K/M_N$	Momento di inerzia Moment of Inertia Trägheitsmoment $\text{kgm}^2$	B3 Peso motore B3 Motor Weight B3 Motor Gewicht kg	Livello di rumorosità Noise Level Geräuschpegel dB(A)
	Potenza	Velocità	Corrente	Momento	Fattore di potenza	Efficienza % $\eta$			Corrente	Coppia				
	Power Leistung	Speed Drehzahl	Current Nennstrom	Torque Drehmoment	Power Factor Leistungsfaktor	Efficiency % $\eta$ Wirkungsgrad % $\eta$			Current Nennstrom	Torque Drehmoment				
	kW	d/d rpm UpM	A	Nm	cos $\phi$	4 / 4	3 / 4	1 / 2	$I_A/I_N$	$M_A/M_N$				
2E71M/6B	0,18	920	0,6	1,87	0,67	64,5	63,0	57,0	3,2	1,9	2,3	0,00075	5,9	42
2E71M/6C	0,25	920	0,78	2,59	0,69	66,5	66,0	61,0	3,3	1,9	2,3	0,00092	6,6	42
2E80M/6A	0,37	925	1,08	3,82	0,69	71,4	71,5	70,0	4,0	2,0	2,6	0,00190	9,1	45
2E80M/6B	0,55	932	1,5	5,64	0,72	73,5	74,0	71,0	4,2	2,1	2,6	0,00240	9,9	45
2E90S/6A	0,75	940	2,0	7,62	0,71	75,9	76,1	73,1	4,1	2,0	2,6	0,00360	13,3	48
2E90L/6B	1,1	940	2,9	11,18	0,70	78,1	78,3	75,0	4,3	2,1	2,6	0,00400	14,8	48
2E100L/6A	1,5	950	3,72	15	0,73	79,8	80,2	79,5	4,5	2,1	2,6	0,01000	20,2	52
2E112M/6A	2,2	960	5,32	21,9	0,73	81,8	82,0	81,5	5,3	2,1	2,7	0,01400	25	56
2E132S/6A	3	970	6,85	29,6	0,76	83,3	84,0	83,0	5,6	2,0	2,8	0,02800	42	60
2E132M/6B	4	970	8,8	39,38	0,77	85,2	85,7	85,3	5,2	2,1	2,6	0,03400	46	60
2E132M/6C	5,5	965	12	54,4	0,77	86,0	87,2	87,0	5,7	2,1	2,7	0,03900	51	60
2E160M/6	7,5	960	15	74,6	0,83	87,2	87,2	84,5	6,5	2,5	3,0	0,11000	126	62
2E160L/6	11	965	22	108,9	0,81	88,7	88,7	85,7	6,5	2,5	3,0	0,14000	146	62
2E180L/6	15	965	29	148	0,83	89,7	89,7	86,8	6,5	2,4	3,0	0,20000	189	62
2G200L/6a	18,5	975	36,5	181	0,81	90,4	90,4	87,7	7,0	2,5	3,0	0,26000	222	61
2G200L/6b	22	975	43	215	0,81	91,1	91,1	88,4	7,0	2,5	3,0	0,32000	245	61
2G225M/6	30	980	58	292	0,81	91,7	91,7	89,6	7,0	3,0	2,6	0,69000	325	62
2G250M/6	37	985	69	359	0,84	92,2	92,2	90,1	7,0	3,0	2,6	0,99000	440	64
2G280S/6	45	990	92	434	0,76	92,7	92,7	90,9	7,0	3,3	2,6	1,50000	553	65
2G280M/6	55	990	107	531	0,80	93,1	93,1	91,5	7,0	3,3	2,6	1,60000	578	65
2G315S/6	75	990	140	723	0,82	93,7	93,7	92,4	7,0	2,5	3,0	2,50000	727	72
2G315M/6a	90	990	166	868	0,83	94,0	94,0	92,6	7,0	2,5	3,0	3,10000	805	72
2G315M/6b	110	990	198	1061	0,85	94,3	94,3	92,7	7,0	2,5	3,0	3,20000	860	72
2G315L/6a	132	990	235	1273	0,86	94,6	94,6	93,0	7,0	2,5	3,0	3,50000	1020	72
2G315L/6b	160	990	290	1543	0,84	94,8	94,8	93,2	7,0	2,5	3,0	3,80000	1120	72









# **k**SERIES

Bevel Helical Gearboxes



**Brevini Power Transmission S.p.A.**  
42124 Reggio Emilia, Via Luciano Brevini, 1  
[www.brevini.com](http://www.brevini.com)